
Kentucky
2003 Football
12
22
GoBig Blue!


Leonard Burress
Mike Williams
Jason Rollins
Shane Boyd
UK Cheerleaders
12-Time National Champions

COPY 1
University Archives
Margaret I. King Library
University of Kentucky



On the Cover:
New Coach Rich Brooks and Antonio Hall (73), Derek Abney (12), and Jared Lorenzen (22) lead the Wildcats into a new era of Kentucky football.

Kentucky

2003 Football

Table of Contents



Media Information
Media Policies 4
UK Phone Directory 4
Future Schedules 6
Primary Media Outlets 232
UK Radio/Television Networks 234
Maps 236
Hotel/Airline/Car Rental Info 240



The Outlook **7**
Quick Facts/Roster Analysis 8
General Outlook 9
Position-by-Position Outlook 10
Offensive Depth Chart 14
Defensive Depth Chart 15
Alphabetical Roster 16
Numerical Roster 18
Wildcat Bulletin Board 20
Geographic Roster 22



The Coaches **23**
Head Coach Rich Brooks 24
Assistant Coaches 28
Strength Coaches 38
Football Support Staff 39



The Wildcats **43**
Returning Players Profiles 44
2003 August Newcomers 88



The Opponents **93**
Louisville 94
Murray State 95
Alabama 96
Indiana 97
Florida 98
South Carolina 99
Ohio 100
Mississippi State 101
Arkansas 102
Vanderbilt 103
Georgia 104
Tennessee 105
2003-04 Bowl Games 106



The 2002 Season in Review **107**
Game-by-Game Reviews 108
Final Statistics 114
Game-by-Game Starters 116
Game-by-Game Statistics 117
Honoring the Wildcats in 2002 120
Departed Players 121



The Southeastern Conference **127**
History of the SEC 128
2003 SEC Schedule 129
2002 SEC Statistics/Individual 130
2002 SEC Statistics/Team 131



The University **133**
University of Kentucky Profile 134
President Lee T. Todd Jr. 136
Athletics Director Mitch Barnhart 137
UKAA Administrative Staff 138
UKAA Coaches/Year-in-Review 142
UKAA Support Staff 143
K Fund 144
Alumni Association/Committee of 101 145
The CATSPY Awards 146



The History and Tradition **147**
History of Kentucky Football 148
UK Football Traditions 151
Retired Jerseys 157
All-Americans, All-SEC, Honors 162
UK in the NFL/AFL Drafts 171
Wildcats in the Pros 172
Kentucky vs. Ranked Teams 174
Kentucky in the Polls 176
Bowl Game Summaries 177



The Records **183**
Individual Records 184
Team Records 188
NCAA/SEC Records Held by Kentucky 191
Career Leaders 193
Season Leaders 195
Longest Plays 197
100-Yard Rushers 198
300-Yard Passers 200
100-Yard Receivers 200
300-Tackle Club 201
Opponent Game Highs 202
Kentucky Year-by-Year Statistics 203

Opponent Year-by-Year Statistics 204
Commonwealth Stadium Records 205
Year-by-Year Records 208
All-Time Coaches' Records 209
UK vs. All Opponents 210
UK vs. Major Conferences 211
All-Time Series Scores 212
When Was the Last Time 214
All-Time Assistant Coaches 215
All-Time Lettermen 216
All-Time Results 221
Season Openers, Homecomings 228
SEC Openers, TV Games 229
Night Games 230



Kentucky Football 2003 241
Greetings From President Todd 242
UK is Unique 242
UK Degree Programs 243
Kentucky by the Numbers 244
Why the High School All-Americans Come to UK 245
Freshmen Honored at UK 246
Coaching Staff Has Pro Experience 248
What the Pros Say About UK 250
Super Bowl Wildcats. 252
The SEC: SECond to None 254
Play the Best, Nike, Summer Camps 256
Wildcats on TV 257
Commonwealth Stadium 258
Attendance Booming at UK 259
Game Day at Commonwealth Stadium 260
Nutter Field House 262
New Locker Room 265
Nutter Training Center 266
Strength Program 268
Walk-ons Earn Scholarships at UK 270
Medical, Equipment 271
CATS 272
William T. Young Library 274
Cats That Care 276
Commonwealth of Kentucky Profile 278
Lexington Profile 279
Recruiting Message for UK Fans 280

Credits

The 2003 University of Kentucky Football Media Guide is published by University of Kentucky Athletics, Mitch Barnhart, Athletics Director.

Written, compiled, and edited by: Tony Neely, Susan Lax, Travis Feldhaus, and Rena Vicini
Additional assistance by: Patrick Mitchell and Joyce Sims
Principal photography by: Team Coyle Photography, including David Coyle, Joseph Rey Au, Breck Smither, Helena Hau, David Robertson, Ken Weaver, Bill Patterson, Hobie Hiler, and Michael Wright
Additional photography by: UK News and Public Relations, UK Archives, Lexington Visitors Bureau, Kentucky Department of Travel, Stewart Bowman/*Louisville Courier- Journal*, and the National Football League
Graphic Design by: Jamie Barker and Jennifer LeMaster
Cover Design by: Jamie Barker
Printing: Host Communications
Additional copies of this publication may be purchased by mail for $15 each, which includes postage and handling. Order from: Media Relations Office, University of Kentucky Athletics, Memorial Coliseum, Lexington, Ky., 40506.

2003 Preseason Schedule

August 6, Wednesday
Players report

August 7, Thursday
First practice

August 8, Friday
UK Media Day
at Commonwealth Stadium

August 11, Monday
First practice in pads

August 27, Wednesday
First day of classes

August 31, Sunday, 6:30 p.m.
Louisville at Kentucky

Covering Kentucky Football

UK Football Telephone Directory

Telephone Directory — Area Code 859

Academics (CATS)	257-1897
Administration	257-8000
Business Office	257-3135
Compliance	257-8604
Equipment Room.	257-6522
Football Office	257-3611
Marketing and Promotions	257-8022
Media Relations	257-3838
Media Relations Fax	323-4310
Nutter Field House	257-7122
Press Box	323-2888
Ticket Office	257-1818
Training Room.	257-6521
Video Office	257-9863
Weight Room	257-2672

UK Media Relations Directory



Tony Neely
Media Relations Director/ Football Contact
Office: (859) 257-3838
Home: (859) 224-9493
tneely@uky.edu



Susan Lax
Associate Media Relations Director/Asst. Football Contact
Office: (859) 257-3838
Home: (859) 264-1862
slax0@uky.edu



Amanda Polley
Assistant Media Relations Director
Office: (859) 257-3838
Home: (859) 268-7884
anpoll0@uky.edu

The 2003 edition of the University of Kentucky Football Media Guide is a comprehensive source of information for media covering the Wildcats. Additional information or photos can be obtained by calling UK Media Relations at (859) 257-3838. Our fax number is (859) 323-4310. Our website is www.ukathletics.com.

Daily/Weekly Services

Monday News Conference

University of Kentucky Coach Rich Brooks will conduct a weekly press conference on Monday or Tuesday each week during the 2003 football season. The news conferences will be conducted in the Wildcat Den at Commonwealth Stadium. Parking is available outside Gate One of Commonwealth Stadium. Media members may access the Wildcat Den at Gate Three of the stadium.

The opposing coach is usually available via telephone hook-up. Selected Wildcats football players will be available at the press conferences. The weekly news conferences will begin on Tuesday, Aug. 26, and Tuesday, Sept. 2, and continue on Mondays thereafter. News conferences conclude on Nov. 24. No news conference is scheduled for Sept. 29 or Nov. 3, which are the Mondays prior to UK's open dates.

The news conference schedule is as follows - lunch is set from 11:30 a.m. to noon; opposing coach teleconference (if available) from 11:50 to noon; Brooks press conference from noon to 12:30 p.m.; UK player interviews from 12:30 p.m. to 12:50 p.m.

Sunday Teleconference

UK Coach Rich Brooks will conduct a weekly Sunday teleconference following Wildcats football games. The teleconferences are up to 20 minutes in length. The starting time is TBA.

Media members can participate in the teleconference by dialing a MEDIA ONLY telephone number which can be obtained from the UK Media Relations Office.

The teleconferences will begin on Sept. 1 and run through Nov. 23. No teleconference is planned for Oct. 5 or Nov. 9, the week of UK's open dates. Please contact the UK Media Relations Office (859) 257-3838 for further information.

Tuesday Video Highlights

The University of Kentucky video office will provide a highlight feed on Tuesdays during the season. The feed will begin on Aug. 26 and conclude on Nov. 25. There will be no feeds on Sept. 30 or Nov. 4, the Tuesdays of UK's open dates.

The video feed will include Wildcat highlights and interviews from the previous day's news conference.

Contact the UK media relations office at (859) 257-3838 for the time and satellite coordinates for the video feed. For additional video needs, contact UK video coordinator Kip Perkins at (859) 257-9863.

Southeastern Conference Services

The Southeastern Conference Media Relations Office, headed by Charles Bloom, offers a variety of services to the media throughout the academic calendar year.

All SEC head football coaches are available each Wednesday via a teleconference. Each coach is given a period of seven minutes to address media questions about his upcoming football game. The starting date and telephone number will be available to the media by contacting the SEC Media Relations Office at (205) 458-3010.

This is the schedule for the Wednesday teleconferences, all times Eastern:

11:00 a.m.	Phillip Fulmer, Tennessee
11:07 a.m.	Nick Saban, LSU
11:14 a.m.	Rich Brooks, Kentucky
11:21 a.m.	Ron Zook, Florida
11:28 a.m.	Lou Holtz, South Carolina
11:35 a.m.	Mark Richt, Georgia
11:42 a.m.	Mike Shula, Alabama
11:49 a.m.	Jackie Sherrill, Mississippi State
11:56 a.m.	Bobby Johnson, Vanderbilt
12:03 p.m.	Houston Nutt, Arkansas
12:10 p.m.	David Cutcliffe, Ole Miss
12:17 p.m.	Tommy Tuberville, Auburn

The SEC Internet address is accessible for media and public usage at www.secsports.com. The website is updated continuously with information on all 12 conference schools and their sports. The SEC also operates a media-only site. Media should contact the SEC Media Relations Office for access information.

Wildcats Player Interviews

All player interviews must be coordinated through the UK Media Relations Office. Players are available to the media during game week, Monday through Thursday. The best times to conduct interviews with the players are at the Monday press conference or after practice. Interviews will be conducted at the Nutter Football Training Center or by telephone. On game days, interviews will be granted only after the conclusion of the contest.

Telephone interviews are available to the media on a "call-back" basis only. Individual player telephone numbers WILL NOT be given to members of the media. Players are instructed NOT to conduct interviews when contacted directly by telephone. The UK Media Relations Office will arrange for telephone interviews at a time most convenient for the student-athlete.

The university dormitories, dining halls, team locker rooms and team training rooms are considered private team areas. These areas are OFF-LIMITS to the media unless accompanied by UK Media Relations Office personnel.

Radio Call-in Shows/Internet Chats

As specified by the Southeastern Conference, no league players will be allowed to participate in live radio shows or on live chat sessions on the Internet.

Internet

The official University of Kentucky athletics Internet site is www.ukathletics.com. Statistics, photos, logos and game notes are available on the website.

For home games, live in-game statistics are available on the website. After the game, notes and quotes also will be posted on the web.

Football Practice

Most Kentucky football practices are open to the media, including photographers and videographers. Media members should contact the UK Media Relations Office, (859) 257-3838, for practice times.

Game Services

Media Credentials

Credentials for working media and photographers for Kentucky's home football games should be directed to Joyce Sims of the UK Media Relations Office.

Requests for media credentials - season or single-game - should be submitted in writing by sports editors or sports directors of accredited media outlets on company letterhead. Requests for season passes should be submitted no later than July 31. Requests for single games should arrive at the UK Media Relations Office at least one week in advance.

The University of Kentucky follows guidelines set by the NCAA and the Southeastern Conference in issuing credentials.

On a space-available basis, season credentials are granted to daily newspapers, radio stations, and television stations that cover the UK football program on a regular basis - i.e., weekly news conferences and all home games. Because of limited space, season credentials to radio stations will be limited to one per station that employs a full-time sports director.

All credential requests should be sent to: Joyce Sims, UK Media Relations Office, Memorial Coliseum, Lexington, KY 40506, or faxed to 859-323-4310.

Photo Credentials

Photo credentials will be issued only to accredited media outlets - daily newspapers, specialized publications and television stations.

Internet Credentials

Internet services will not be credentialed to any UK home game. Only the official website of each participating institution and representatives of contractual rights-fee paying media will be granted access. Other media representatives not earning credentials through the criteria listed above will not be granted credentials to UK football games for the purpose of staffing a website.

SEC Internet Policy

The University of Kentucky also abides by the Southeastern Conference's Internet policy concerning real-time transmission of athletic events. The policy states the following:

By acceptance and use of media credentials, the holder agrees to the following conditions for any and all football games hosted by the SEC and its member institutions.

The SEC and its member institutions grant a media organization a limited license to use certain gathered information on the media organization's own Internet or on-line site beginning at the start of an athletic event and up to the conclusion of such event, all subject to the following limitations and conditions:

No more than 10 still photographs may be used for news coverage of the game and other editorial purposes. Such still photographs must be used on a time-delayed basis that is at least five minutes after the happening of the event depicted by the still photograph.

It is agreed that videotape is NOT to be used on an Internet or on-line site (except that videotape may be shown as part of a single, non-archived, on-line "simulcast" of a television station's regularly scheduled news program.)

While a game is in progress, the use of textual statistical information is time-delayed and limited in amount (e.g., updates pertaining to score, detail only given in quarterly game updates, injuries, and national, conference, or institutional record-breaking performances, a condensed half-time story) so that an organization's Internet or on-line game coverage does not undercut the authorized and rights-paying organization's rights to play-by-play accounts of the game and/or exclusivity as to such rights.

Any proposed media use on an Internet or on-line site of the game information that is more detailed and/or more than described above will require separate written authorization by the SEC and/or its member institutions. However, such written authorization will not permit the use of game information in entertainment contexts and will not authorize game coverage, that, due to immediacy or detail, constitutes or approaches a play-by-play account of a game.

Should any of these conditions be breached, the SEC and/or its member institutions will issue a written warning for the first violation. If this violation occurs during the last game of the institution's regularly scheduled season, the media organization may not be credentialed for the SEC Championship Game. A second violation of this policy will result in revocation to cover football games hosted by the SEC or its member institutions.

Media Parking

Media parking at Commonwealth Stadium is available on a limited basis. Requests for parking should be made when submitting press and/or photo credentials. The media parking area is located in the

UK Media Relations Directory



Matt Steinke
Assistant Media Relations Director/Internet Coord.
Office: (859) 257-3838
Home: (859) 268-8847
mstei2@uky.edu



Joyce Sims
Administrative Support Associate
Office: (859) 257-3838
Home: (859) 734-5261
jsims@uky.edu

David Coyle
Staff Photographer
Office: (859) 257-3838
Home: (859) 266-1605





Patrick Mitchell
Media Relations Assistant/ Asst. Football Contact
Office: (859) 257-3838
Home: (606) 584-2875
pmitc2@uky.edu

Montez Thomas
Media Relations Assistant
Office: (859) 257-3838
Home: (859) 885-9327
e-mail TBA





Melanie Curtsinger
Media Relations Assistant
Office: (859) 257-3838
Home: (502) 839-4005
macurt2@uky.edu

Travis Feldhaus
Media Relations Assistant
Office: (859) 257-3838
Home: (859) 338-2573
trfeld0@email.uky.edu



UK Publications Office



Rena Vicini
Assistant AD/ Publications
Office: (859) 257-3838
Home: (859) 269-5814
rvicini@uky.edu



Jamie Barker
Creative Director
Office: (859) 257-3838
Office: (859) 323-3080
Home: (859) 293-6528
jbarker@uky.edu



Jennifer LeMaster
Assistant Director/ Publications
Office: (859) 257-3838
Home: (859) 268-2114
jelema0@uky.edu

Yellow Lots at Commonwealth Stadium. The Yellow Lots are accessible via Alumni Drive. A parking map is on page 239 of this media guide.

Press Box

The Commonwealth Stadium press box is for working media members only. It is located on the south side (Alumni Drive) of Commonwealth Stadium between the upper and lower grandstands. The media entrance to Commonwealth Stadium is between gates 11 and 12.

The photo deck, radio booths, television booths, coaches booths, and VIP booths are located on the press box level of Commonwealth Stadium. All can be accessed via the press box elevators.

Media Will Call

Approved media or photo credentials can be obtained at the Media Will Call table, located between gates 11 and 12 of Commonwealth Stadium. Media Will Call opens two hours prior to kickoff and closes 15 minutes following kickoff.

Telephones

The Commonwealth Stadium press box is equipped with eight courtesy telephones with long-distance capabilities for use by the media on a first-come, first-served basis. The UK Media Relations Office strongly suggests each media outlet with deadline restrictions should order its own individual telephone line. Members of the media wishing to order phone lines can do so by contacting John Fuller of the UK Phone Services Department. His telephone number is (859) 257-7727. Please order phone lines as far in advance as possible.

Visiting Radio

The official visiting radio broadcast network personnel should be designated in writing by the visiting team's sports information director or athletics director. Four phone lines will be made available, including two in the locker room area, at a cost to be determined by Mike Dodson of Host Communications (859) 226-4678.

Networks wishing to install additional telephone lines, either in the press box booth or locker room, can do so by contacting John Fuller of the UK Phone Services Department at (859) 257-7727.

Post-game Interviews

UK Coach Rich Brooks will conduct his post-game press conference in the Wildcat Den, located under the north grandstand in the UK football office complex. Brooks begins his post-game press conference approximately 20 minutes following the conclusion of the contest. The media entrance to the Wildcat Den is located in the northwest corner (nearest flagpole) of Commonwealth Stadium.

The Kentucky locker room is CLOSED to all members of the media. UK players requested for interviews are brought to the Wildcat Den following the conclusion of Brooks' press conference. Interview cards are distributed in the press box during the second half of the contest in order for members of the media to request Wildcats players.

The visitors' locker room is located at the southwest corner of Commonwealth Stadium. A press conference room is located just outside the visitors' locker room entrance. The visiting coach and players generally conduct their post-game comments from that area.

Future Schedules

2004

Sept. 4	Louisville	Away
Sept. 18	Indiana	Home
Sept. 25	Florida	Away
Oct. 2	Ohio	Home
Oct. 9	Alabama	Home
Oct. 16	South Carolina	Home
Oct. 23	Auburn	Away
Oct. 30	Mississippi State	Away
Nov. 6	Georgia	Home
Nov. 13	Vanderbilt	Home
Nov. 27	Tennessee	Away

2005

Sept. 3	Louisville	Home
Sept. 10	Southwest Texas	Home
Sept. 17	Indiana	Away
Sept. 24	Florida	Home
Oct. 8	South Carolina	Away
Oct. 22	Mississippi	Away
Oct. 29	Mississippi State	Home
Nov. 5	Auburn	Home
Nov. 12	Vanderbilt	Away
Nov. 19	Georgia	Away
Nov. 26	Tennessee	Home



Wildcat student-athletes generally are available for interviews after practices and games.



Ellery Moore
Junior Defensive Lineman

The Outlook

Roster Analysis

Kentucky Facts

General Information

Location: Lexington, Ky.
Enrollment: 34,182
President: Dr. Lee T. Todd Jr. (Kentucky, 1968)
Athletics Director: Mitch Barnhart (Ottawa, 1981)
Faculty Representative: Dr. John Piecoro (Ohio State, 1961)
Conference: Southeastern Conference, Eastern Division
Nickname: Wildcats
Colors: Blue and White (Blue PMS 286)
Stadium: Commonwealth Stadium, constructed 1973, expanded 1999
Stadium Capacity: 67,606
Surface: Bermuda grass

Coaching Staff

Head Coach: Rich Brooks
Overall Record: 91-109-4 in 18 seasons at Oregon, 1977-94
UK Record: first season
Assistant Coaches:
Mike Archer, defensive coordinator
Steve Brown, defensive backs
Ron Caragher, running backs
Jake Cookus, graduate assistant/defense/defensive backs
Paul Dunn, running game coordinator/offensive line
Michael Gray, defensive line
Ron Hudson, offensive coordinator/quarterbacks
Ron McBride, linebackers
Steve Ortmayer, assistant head coach/special teams coordinator/tight ends
Joker Phillips, recruiting coordinator/wide receivers
Casey Waletich, graduate assistant/offense/quarterbacks

2003 Outlook

Offense: Multiple sets
Defense: 3-4
2002 Starters Returning: 11, seven offense, four defense
2002 Starters Lost: 11, four offense, seven defense
Lettermen Returning: 58, 27 offense, 26 defense, five specialists
Lettermen Lost: 27, 11 offense, 13 defense, three specialists

2003 Schedule

Aug. 31	Louisville (espn2)	6:30
Sept. 6	Murray State	7:00
Sept. 13	at Alabama	TBA
Sept. 20	at Indiana	5:00
Sept. 27	Florida	7:00
Oct. 4	open	
Oct. 11	at South Carolina	1:00
Oct. 18	Ohio (Homecoming)	7:00
Oct. 25	Mississippi State	7:00
Nov. 1	Arkansas	1:00
Nov. 8	open	
Nov. 15	at Vanderbilt	2:00
Nov. 22	at Georgia	1:00
Nov. 29	Tennessee	1:00

Lettermen Returning (58)

Offense - 27

Wide Receivers
Derek Abney, sr.
Chris Bernard, sr.
Tommy Cook, jr.
Glenn Holt, soph.
Daniel Hopewell, jr.
Gerad Parker, jr.
Brian Pickard, soph.
DeMarcus Wood, soph.

Tight Ends
Jeremiah Drobney, soph.
Win Gaffron, sr.

Tackles
Antonio Hall, sr.
Matt Huff, jr.
Will Noble, jr.

Guards
Brandon Lesniewski, jr.
Sylvester Miller, sr.
Jason Rollins, jr.
Nate VanSickel, sr.

Centers
Daniel Burnett, jr.
Nick Seitze, sr.

Quarterbacks
Shane Boyd, jr.
Jared Lorenzen, sr.

Fullbacks
Ronald Johnson, soph.
Justin Sprowles, soph.
Anthony Stevenson, jr.

Tailbacks
Arliss Beach, soph.
Alexis Bwenge, soph.
Andrew Hopewell, soph.

Defense - 26

Ends
Vincent Burns, jr.
Jeremy Caudill, sr.
Trey Mielsch, soph.
Jacob Steuber, jr.

Nose Tackles
Richard Gray, soph.
Ellery Moore, jr.

Outside Linebackers
Raymond Fontaine, soph.
Deion Holts, soph.
Keith Shelton, soph.

Inside Linebackers
Kamaal Ahmad, jr.
Chad Anderson, soph.
Justin Haydock, jr.
Jess Meloche, jr.
Jon Sumrall, soph.
Dustin Williams, soph.

Cornerbacks
Leonard Burress, sr.
Earven Flowers, jr.
Antoine Huffman, soph.
Bo Smith, soph.
Warren Wilson, soph.

Strong Safeties
Travis Atwell, jr.
Eric Ogletree, jr.
Mike Williams, jr.

Free Safeties
Muhammad Abdullah, soph.
Tim Funderburk, sr.
Claude Sagaille, jr.

Specialists - 5

Kickers
Taylor Begley, soph.
Justin Hutton, sr.
Clint Ruth, jr.

Punters
Sevin Sucurovic, jr.
Anthony Thornton, jr.

(Note: 2002 starters are underlined)

Lettermen Lost (27)

Offense - 11

Wide Receivers
Aaron Boone
Ernest Simms

Tackles
Jeremy Darveau

Guards
Keith Chatelain
Jared McGowan
Greg Perdue

Tight Ends
Jonny Butler
Chase Harp

Quarterbacks
Dan Lumley

Fullbacks
Mike Kamphake

Tailbacks
Artose Pinner

Defense - 13

Ends
Otis Grigsby
Mike McKinley

Tackles
Dewayne Robertson
John Robinson

Linebackers
Morris Lane
Ronnie Riley

Outside Safeties
Tayo Agboke
David Johnson
Rob Willey

Cornerbacks
Kevin Deatherage.
Derrick Tatum

Free Safeties
Jed Bassett
Quentus Cumby

Specialists - 3

Punters
Kyle Day
Glenn Pakulak

Snappers
Coleman Barnes

2003 Outlook

Going into the 2003 season, new Kentucky Coach Rich Brooks has become a man with a mission.

Since taking over the Wildcat football program, Brooks has developed an empathy for a senior class that has survived through three head coaches, four athletics directors, NCAA probation, and a bowl ban that cost the team a post-season appearance a year ago.

The mission?

"Our goal for the season is to send out these seniors with a bowl game," Brooks said. "I'm the third head coach that the senior class has had, and that's a tough thing to go through, but I've been impressed with how the players have handled the transition. They got past the stage of trying to figure out what we're about. They decided to roll up their sleeves, work hard to get better, and move forward."

Of course, it will take more than hard work to achieve the goal. Effort must translate into efficiency, as bowl eligibility requires at least six wins against a sobering schedule that features in-state foes Louisville and Murray State, border rivals Indiana and Ohio, and the annual Southeastern Conference gauntlet.

A total of 58 lettermen, including 11 starters, are back from last year's team that surpassed all projections in compiling a 7-5 record. The majority of the experience is on offense.

"Given the limited amount of time we had during spring practice, and the number of things we tried to accomplish, I believe we're on-line to implement most of what we want to do," Brooks said. "I think the ability we have at quarterback, with Jared Lorenzen and Shane Boyd, is the focal point of our offense."

Lorenzen, entering his fourth year as a starter, threw for 2,267 yards last season, with 24 touchdowns and only five interceptions. The challenge of the spring was to learn yet another new offense, the system that offensive coordinator Ron Hudson used with great success at Kansas State. The quarterback is an integral part of the ground game, and Lorenzen looked comfortable in the role in the spring.

The offense also is well-suited to Boyd, whose multiple talents encouraged the coaching staff to develop a series of plays with both quarterbacks in the game. How much will Lorenzen and Boyd play at the same time this season?

"We'll let the opponents figure out that," Brooks said. "But it could be a lot, because the more I see them out there together the more I like it."

Another potential area of strength is the offensive line, where five returnees have a total of 86 career starts between them – junior left tackle Matt Huff, junior left guard Jason Rollins, senior center Nick Seitze, senior right guard Sylvester Miller, and senior right tackle Antonio Hall.

An inexperienced running game must be rebuilt following the graduation of SEC rushing champion Artose Pinner. Sophomore tailbacks Alexis Bwenge (81 yards last season) and Arliss Beach (111 yards) got a smattering of experience in 2002. Junior college transfer Draak Davis will enter the competition in August. Another soph, Ronald Johnson, emerged as the top fullback in the spring. Bwenge showed in the spring that he has the size and smarts to play either backfield position.



Strong safety Mike Williams (1) and defensive end Vincent "Sweet Pea" Burns help lead the Wildcat defense.

Another position with a new starter is at tight end, where senior Win Gaffron and sophomore Jeremiah Drobney each have limited game experience.

Four seasoned wide receivers are available, including senior Derek Abney (40 catches for 569 yards and four touchdowns last season), junior Tommy Cook (22-276, two TDs), senior Chris Bernard (14-197, 1 TD), and sophomore Glenn Holt (4-31, 1 TD).

"Our quarterbacks need to do a better job of recognizing fronts and coverages," said Brooks of his offensive goals for the preseason. "Our linemen need to continue to improve on their run and pass blocking. We need to develop our young players from the standpoint of depth."

The progress of young talent is even more critical on defense, as only two seniors are among the four returning starters on that unit. The defenders also are making the adjustment to a new system, as coordinator Mike Archer has brought in the 3-4 scheme he used with great success during his last seven seasons with the Pittsburgh Steelers.

"We implanted almost everything on defense during the spring, although the lack of experience showed," Brooks said. "I don't think we're totally comfortable there, but as we go through fall camp we can settle in and get more consistent.

"I think our defensive line will be one of our strengths. Plus, we have developed some good depth at cornerback."

The defensive line is led by ends Jeremy Caudill and Vincent "Sweet Pea" Burns. Caudill, who had 39 tackles last season, made a seamless transition from tackle to end during the spring. Burns was a second-team All-SEC performer last season after totaling 65 tackles and leading the team with 14.5 tackles for loss. Perhaps the most pleasant development in the spring was redshirt freshman Lamar Mills, who played very well and is battling capable junior Ellery Moore (28 tackles last season) at nose tackle. Depth along the line is promising.

Question marks abound, however, at linebacker, where there are no returning starters. At the inside linebackers, junior Justin Haydock (25 tackles last season) and sophomore Dustin Williams (35 tackles) were the leaders coming out of the spring. The tentative starters at outside linebacker are sophomores Deion Holts (30 tackles) and Raymond Fontaine (nine tackles), both of whom played defensive end a year ago.

At least five players emerged during the spring at the crucial cornerback positions, including senior Leonard Burress, junior Earven Flowers, and sophomores Antoine Huffman, Bo Smith, and WarrenWilson.

Junior Mike Williams showed a good nose for the ball last season at strong safety, with 53 tackles and two interceptions. Sophomore Muhammad Abdullah played well in the spring and opens fall camp as the free safety.

Special teams are a potential strength. Abney earned All-America honors last season after returning six kicks (four punts, two kickoffs) for touchdowns. Sophomore Taylor Begley is back at placekicker, but the departure of All-America punter Glenn Pakulak leaves a big hole in that role.

The 2003 season should be exciting, with the implementation of new playing systems and the questions that must be answered. How well the Wildcats answer those questions likely will determine if Rich Brooks will be able to say "Mission accomplished!" at the end of his first 'Cat campaign.

Position-by-Position Outlook

(Note: returning starters underlined; incoming freshmen will be added in August)

Wildcat Offense

The new coaching staff has implemented the system used by offensive coordinator Ron Hudson at Kansas State. The system is a multiple-set attack, with the base set featuring two running backs, two wide receivers, and a tight end. The offense is designed to take advantage of all personnel – the fullback is a blocker and ball-carrier; the tight end is a pass receiver as well as a blocker; and even the quarterbacks and wide receivers get involved in the running game.

Hudson had notable success with the system during the last several years. Kansas State led NCAA Division I-A in scoring in 1998 and was second nationally in the 2002 season.

"Offense has evolved over the years. It used to be 60 percent run and 40 percent pass, but modern football has changed to 60 percent pass and 40 percent run," Coach Rich Brooks said. "I'd like to be able to do both, although I don't think you can win unless you can run the ball.

"You have to be physical enough and tough enough to run the ball when you have a lead and need to melt the clock and keep the chains moving. You also have to convert short-yardage situations. You don't have to be great at it but you do have to be productive."

Tight Ends

TE Win Gaffron, 6-5, 235, Sr-2L
Jeremiah Drobney, 6-4, 245, So-1L
Kurt Jackson, 6-5, 245, So-JC
Kurt Myers, 6-5, 226, Fr-RS
Bruce Fowler, 6-4, 270, Fr-RS
Clay Greunke, 6-2, 245, Fr-RS

This position will have a new starter after the graduation of Chase Harp … Win Gaffron and Jeremiah Drobney were the top two tight ends in the spring and they will resume their competition in August. Both players have worked to become solid all-around players … Gaffron is a good blocker who has improved his pass-catching skills … Drobney sustained a sprained knee midway through the spring, but fortunately did not require surgery. He has a good feel for the passing game and has made progress as a blocker.

Redshirt freshmen Kurt Myers, Bruce Fowler, and Clay Greunke saw a lot of action in the spring … Junior college transfer Kurt Jackson will arrive in the fall and could enter the picture for playing time.

Coach Brooks …

"This is a position that is unsettled going into the fall. Jeremiah Drobney was running first team (in spring practice) until he sprained his knee, but he should be healthy again. Win Gaffron was with the first team after Drobney got hurt. Kurt Jackson will be here in the fall and that should help our depth."



All-SEC offensive tackle Antonio Hall is on the preseason watch lists for the Outland Trophy and the Lombardi Award, both of which go to the nation's top lineman.

Offensive Tackles

LT Matt Huff, 6-5, 305, Jr-2L
Michael Aitcheson, 6-3, 275, Fr-RS
Trai Williams, 6-4, 275, Fr-RS
RT Antonio Hall, 6-5, 302, Sr-3L
Hayden Lane, 6-6, 270, Fr-RS
Will Noble, 6-4, 290, Jr-1L

Antonio Hall has started every game since arriving on campus as a true freshman in 2000. He uses his good athletic ability as the blindside protector for left-handed quarterback Jared Lorenzen. He has improved steadily during his career and earned first-team All-SEC honors last season … Matt Huff, a part-time starter the last two seasons, looks to secure a regular starting role in 2003. An intelligent, intense player, he has bounced back well from a knee injury that shortened last season.

Redshirt freshmen Michael Aitcheson and Hayden Lane are the top reserves at tackle. They have worked to improve their upper-body strength and the coaching staff is hopeful that they are ready to begin getting game experience … Quality walk-ons Will Noble and Trai Williams provide depth.

Coach Brooks …

"Our offensive tackles are pretty solid with Antonio Hall and Matt Huff. During the last week of spring practice we experimented with Hall at guard and Sylvester Miller at tackle. We're not sure how we're going to line up exactly, but we're going to have five very good offensive linemen. Michael Aitcheson is a young player who could see some action at tackle."

Offensive Guards

LG Jason Rollins, 6-5, 295, Jr-2L
Nate VanSickel, 6-2, 289, Sr-1L
Mike McDonald, 6-5, 309, Fr-RS
RG Sylvester Miller, 6-5, 308, Sr-2L
Joe Brady, 6-3, 285, Fr-RS
Brandon Lesniewski, 6-2, 301, Jr-1L

Jason Rollins and Sylvester Miller give the Wildcats two players with starting experience … A regular since midway through his redshirt freshman year, Rollins' steady physical maturity has mirrored his progress on the field. He led the team last season in knockdown blocks and could be a contender for all-conference honors … Miller blossomed last year and by the end of the season had worked his way into the starting lineup. Continued work in the weight room has pushed him over the 300-pound mark.

The coaching staff would like to see some of the reserves make a push for playing time … Nate VanSickel moved over from the defensive line to help with the depth.

Coach Brooks …

"Jason Rollins came out of spring as our most consistent lineman. He is a good run blocker and pass blocker. Sylvester Miller did some good things after recovering from off-season surgery. His conditioning should be better as he goes into the fall. From a depth standpoint, we need someone to emerge behind them. It is a concern going into the fall."

Centers

C Nick Seitze, 6-5, 293, Sr-3L
Daniel Burnett, 6-5, 276, Jr-2L
Travis Slaydon, 6-3, 275, Fr-RS

Senior Nick Seitze has made remarkable progress since becoming the starting center midway through the 2001 season. Blessed with good quickness, he is an excellent communicator with line calls and also does a fine job with the shotgun snap. He is on the preseason watch list for the Dave Rimington Trophy as the nation's top center … Junior Daniel Burnett has impressed the coaches with his potential; the staff would like to get playing time for Burnett and redshirt freshman Travis Slaydon in the coming season.

Coach Brooks …

"I think Nick Seitze is an outstanding player. He is an intelligent, physical player who has the ability to make line calls and gives us senior leadership. Daniel Burnett has shown promise in the backup spot."

Wide Receivers

"X" Derek Abney, 5-10, 175, Sr-3L
Glenn Holt, 6-2, 182, So-1L
DeMarcus Wood, 6-0, 189, So-1L
Gerad Parker, 6-3, 200, Jr-2L
Daniel Hopewell, 5-10, 187, Jr-2L
Brian Pickard, 6-3, 200, So-1L
Dominick DeVastey, 6-4, 200, So-Sq
Karl Booker, 6-3, 178, Fr-RS

"W" Tommy Cook, 6-0, 190, Jr-2L
Chris Bernard, 6-1, 188, Sr-1L
Maurice Marchman, 6-0, 190, Fr-HS
Ryan Partridge, 6-2, 205, So-JC
Sean Murphy, 6-4, 170, Fr-HS
Johnny Knight, 6-0, 176, Fr-RS

On paper, the key challenge for this group is to develop a "go-to" receiver in place of the departed Aaron Boone … Senior Derek Abney is the No. 3 pass catcher in school history with 146 receptions. He has reliable hands and excellent speed. He improved his yards per catch to 14.2 last season and the coaches believe he has the physical ability to improve that mark again this season … Junior Tommy Cook is a solid all-round player. He caught 22 passes for 276 yards and two touchdowns last season and is a helpful blocker for the running game … Senior Chris Bernard, a former junior college player, made 14 catches for 197 yards and one touchdown last season. Having made the adjustment to Southeastern Conference play, he should be even more productive in the coming season … Swift sophomore Glenn Holt showed flashes of outstanding potential during the spring and the coaching staff is hopeful he will be a big-play performer. He caught four passes for 31 yards and a touchdown last season.

The coaching staff is looking for some of the young receivers to augment the depth of this group … Gerad Parker was playing well in the spring before sustaining a broken collarbone. He should be ready for August … Soph DeMarcus Wood has shown good ability and is working to improve his consistency … True freshman Maurice Marchman showed some potential in the spring … Junior college transfer Ryan Partridge could make an impact when he arrives in August.

Coach Brooks ...

"We should be pretty good at wide receiver. Tommy Cook and Derek Abney give us two playmakers. Glenn Holt is a young player who could have a big impact because he has the ability to stretch the field very quickly. Chris Bernard also has become a very solid receiver for us, so that gives us four solid receivers at this point. Hopefully, some of the younger guys will push through there, too. Abney should be able to bring some of his big-play ability from the return game to the offensive side. We look for him to become a much bigger deep threat for us this year."



Sophomore Alexis Bwenge finished spring practice as the starting tailback.

Quarterbacks

QB Jared Lorenzen, 6-4, 260, Sr-3L
Shane Boyd, 6-2, 220, Jr-2L
B. J. McCaslin, 6-2, 196, Jr-JC
Trey Barclay, 6-5, 228, Jr-Sq
Rocco Maragas, 6-1, 195, Fr-RS

Kentucky is blessed with an outstanding one-two punch in senior Jared Lorenzen and junior Shane Boyd. Preseason practice is a critical time for the duo. They made good progress in the new offense during the spring, but have plenty of room for improvement. The primary goal is to make more progress in reading fronts and coverages and their relationship to the offensive system … Lorenzen, a two-time semifinalist for the Davey O'Brien National Quarterback Award, completed 183 of 327 passes for 2,267 yards last season. Most impressive was his ratio of 24 touchdowns against only five interceptions. The new offense calls for the quarterback to be involved in the running game and Lorenzen adapted well in the spring, looking very comfortable in the option play. Lorenzen's powerful left arm also is well-suited to the intermediate and deep passing game that is featured in the new offense … Boyd is an ideal fit in the mold of the run-pass quarterbacks that were so successful under Coach Ron Hudson at Kansas State. Boyd's outstanding performance in the spring prompted the coaching staff to design plays for both QBs to be in the game at the same time. It will be interesting to see how much that package is used during the season … Juniors B. J. McCaslin and Trey Barclay, along with redshirt freshman Rocco Maragas, provide depth at the position.

Coach Brooks ...

"To me, that (position) is the strength of the team. Jared Lorenzen and Shane Boyd are big-time players. We will be able to utilize their abilities with the offense as we continue to progress with it this fall. Jared had a great year last year and you have to be able to take advantage of a guy who has the ability to throw the ball as efficiently as he did a year ago."

Fullback

FB Ronald Johnson, 6-0, 245, So-1L
Justin Sprowles, 5-10, 214, So-1L
Anthony Stevenson, 5-11, 245, Jr-2L

The new offense calls for the fullback to be a ball-carrier as well as a blocker … The coaches hope that sophomore Ronald "Rock" Johnson is ready to handle the load full-time after playing as a backup last season. He has deceptive speed, as evidenced by a 70-yard run during a spring scrimmage … Justin Sprowles is a tenacious blocker who has shown the ability to catch the ball well … Former linebacker Anthony Stevenson has returned to the backfield to provide depth … Tailback Alexis Bwenge also played some at fullback during the spring.

Coach Brooks ...

"We felt that Ronald Johnson did some good things in the spring. Alexis Bwenge also worked well when we played him there. We feel this will be a solid position for us."

Tailback

TB Alexis Bwenge, 6-1, 215, So-1L
Arliss Beach, 6-0, 200, So-1L
Monquantae Gibson, 6-1, 195, Fr-RS
Draak Davis, 5-7, 170, So-JC
Andrew Hopewell, 5-10, 196, So-1L

There is a mighty challenge here as the Wildcats look for a successor to departed SEC rushing champion Artose Pinner … After a hot competition during spring practice, sophomore Alexis Bwenge emerged as the leader. Bwenge rushed for 81 yards last season as the top reserve behind the workhorse Pinner. He is a solid all-around back, with the ability to block and catch the ball. He also saw time at fullback in the spring and has the smarts to play both roles.

Sophomore Arliss Beach finished spring as the No. 2 tailback. He played well when called upon last year and rushed for 111 yards, including an 108-yard game against Texas-El Paso … Monquantae Gibson has good speed and has worked hard to improve his strength … Andrew Hopewell earned playing time last season as a true freshman walk-on, an impressive feat, and ran for a touchdown against Texas-El Paso … Junior college speedster Draak

Davis hopes to work his way into the picture when he arrives in August. He rushed for 1,846 yards and 23 touchdowns last season, averaging 8.4 yards per carry, and led all California junior colleges in rushing yardage and rushing average.

Coach Brooks ...

"Alexis Bwenge came out of the spring with the No. 1 spot. Arliss Beach showed some good things as he works to become a more consistent and more physical runner. They will be contested in the early fall by Draak Davis."

Wildcat Defense

The Wildcats are adjusting to the 3-4-4 defensive system after playing a 4-2-5 scheme a year ago. Defensive coordinator Mike Archer had excellent success with the 3-4 during his last seven seasons with the Pittsburgh Steelers and he likes the flexibility that the alignment allows.

UK has lost seven starters on defense each of the last two seasons, however, so Archer must deal with an inexperienced unit this year. There are just two seniors in the projected starting lineup.

"The emphasis to me is to be a physical defensive team and to be able to take the ball away from the offense by creating turnovers," said Brooks, when asked about his defensive philosophy. "I feel that it is really important that you are able to stop the opponent's running game. You also need to be able to mix pass coverages between man-to-man and zone so that you don't put a lot of pressure on the corners."

Defensive Ends

LE Jeremy Caudill, 6-3, 295, Sr-3L
Kareem Reid, 6-5, 263, Fr-RS
Jose Walker, 6-4, 242, Fr-RS

RE Vincent Burns, 6-2, 264, Jr-1L
Trey Mielsch, 6-3, 263, So-1L
Jacob Steuber, 6-5, 240, Jr-1L



Ellery Moore and Vincent "Sweet Pea" Burns are being counted on to help anchor the Wildcat defensive line.

This looms as the strongest area on the defense, with capable performers Jeremy Caudill and Vincent "Sweet Pea" Burns returning ... After three years at defensive tackle, the burly Caudill moved to end in the spring. He welcomed the transition, noting that playing end gives him more freedom to make plays. He accounted for 39 tackles last season, including four for loss, two quarterback sacks, and 16 QB hurries. Caudill also has quick hands, as evidenced by his four pass breakups and two blocked kicks a year ago ... Burns is the team's leading returning tackler with 65 stops in 2002. He had 14.5 tackles for loss, leading the team in that category, and came on strong with at least one TFL in each of the last six games of the season. He has an excellent combination of strength and explosion off the snap. He earned second-team All-SEC honors last season.

The coaching staff also is excited about the depth at end ... Sophomore Trey Mielsch made nine tackles last year in a reserve role, including a pair of quarterback sacks ... Redshirt freshman Kareem Reid has potential, but needs game experience ... Jacob Steuber saw his first game action last season and hopes to earn more in 2003.

Coach Brooks ...

"I think Jeremy Caudill and Vincent Burns are two outstanding defensive ends. They should give us some effective pass rush. Caudill did a great job in the spring in the move from tackle to end. He's a physical player with good quickness. There are people battling behind them for playing time. Trey Mielsch and Kareem Reid are guys who could see some action."

Nose Tackles

NT Lamar Mills, 6-1, 275, Fr-RS
Ellery Moore, 6-3, 290, Jr-2L
Richard Gray, 6-1, 242, So-1L

One of the best developments of spring practice was the intense competition at nose guard ... Redshirt freshman Lamar Mills finished the spring as the starter. He showed noteworthy quickness and tackling ability ... Junior Ellery Moore will continue to contend for the starting nod. He has been the team's top reserve at defensive tackle the last two seasons. He made 28 tackles a year ago, with five tackles for loss and three quarterback sacks ... Sophomore Richard Gray gives the team a quality third option at the position. Although a bit undersized for a traditional nose tackle, Gray uses his combative attitude and superior quickness to make plays.

Coach Brooks ...

"Probably one of our most pleasant surprises in the spring was Lamar Mills. He did some very impressive things and came out of the spring with a lead over Ellery Moore. Ellery will be in better shape in the fall and that should be a real battle. I feel very good about the depth at the nose position."

Outside Linebackers

LOLB Deion Holts, 6-4, 248, So-1L
Russell Goodwin, 6-3, 232, Fr-RS
Travis Day, 6-3, 250, Fr-HS

ROLB Raymond Fontaine, 6-4, 215, So-1L
Durrell White, 6-3, 234, Fr-HS
Keith Shelton, 6-3, 224, So-1L

Last year's defense did not feature outside linebackers, so defensive coordinator Mike Archer had to "construct" some new ones ... The starters coming out of spring ball, Deion Holts and Raymond Fontaine, share similar stories – both are sophomores who played defensive end last season ... Holts was named to the SEC All-Freshman team last year after making 30 tackles, including 3.5 for loss. In the spring, he showed he had the speed to play the new position ... Speed has not been the question for Fontaine, an excellent athlete who was undersized at end but appears well-suited for outside linebacker. He made nine tackles last season, with many of his contributions coming on special teams ... Freshmen Durrell White, Russell Goodwin, and Travis Day, along with soph Keith Shelton, have good athletic ability but need seasoning.

Coach Brooks ...

"Deion Holts and Raymond Fontaine came out of the spring No. 1, but I don't think their positions are totally solid. Durrell White is a young player who has a lot of ability that we hope will make a big improvement this fall. Russell Goodwin, Travis Day, and Keith Shelton are battling for playing time. Deion Holts is a guy with size and speed who can make some big plays for us."

Inside Linebackers

ILB Justin Haydock, 6-3, 227, Jr-1L or
Jon Sumrall, 6-2, 212, So-1L
Kamaal Ahmad, 6-2, 238, Jr-1L
Jamie Saylor, 5-11, 223, Sr-Sq
Justin Rzepka, 6-1, 210, So-Sq

ILB Dustin Williams, 6-5, 245, So-1L or
Jon Sumrall, 6-2, 212, So-1L
Chad Anderson, 6-2, 250, So-1L
Brad Booker, 6-2, 238, Fr-HS
Jess Meloche, 6-1, 222, Jr-1L

There are no returning starters at inside linebacker, but five players with reserve experience return. The coaches are looking for two of them to move forward and establish themselves as regulars ... Dustin Williams has the most size and experience, making 35 tackles last season ... Justin Haydock made 25 stops a year ago ... Jon Sumrall came on strong in the spring and defensive coordi-

nator Mike Archer calls him a "co-starter" at both inside positions … Kamaal Ahmad looked noticeably quicker in the spring after losing approximately 15 pounds … Chad Anderson has shown good ability, but needs to avoid the injury problems that have slowed him down over the past year.

Coach Brooks …

"I think we're pretty solid in there. Dustin Williams and Justin Haydock go in fall practice at No. 1, but neither one of them has a lock on a position. Kamaal Ahmad and Chad Anderson did some very good things. Jon Sumrall also is in the mix. We have good depth, but I am looking for someone to really step ahead in the fall and make a statement to secure a position."

Cornerbacks

LCB	Leonard Burress, 5-11, 188, Sr-3L
	Bo Smith, 6-0, 180, So-1L or
	Warren Wilson, 5-11, 175, So-1L
	Manny Thurman, 5-11, 178, Fr-RS
RCB	Earven Flowers, 5-10, 185, Jr-2L
	Antoine Huffman, 6-0, 175, So-1L
	Clem Fennell, 5-8, 171, So-Sq

The Wildcats appear to have good depth at cornerback, with five lettermen on hand, including returning starter Leonard Burress. Burress continued to make progress last season, tying for the team lead in pass breakups with 10 … Junior Earven Flowers made a strong move in spring practice and opens fall camp as the other starter. He was the utility back of the secondary last season, making one interception and four pass breakups … Sophomores Bo Smith, Antoine Huffman, and Warren Wilson all have significant game experience and will push for playing time. Wilson is the wildcard, having shown excellent potential in 2001 but missing last season because of injury … Redshirt freshman Manny Thurman also is in the mix.

Coach Brooks …

"Corner was a concern for us going into spring practice and I feel better about it after coming through spring ball. Leonard Burress has been a starter and I think he is a good, solid player. We've moved Earven Flowers from safety to corner and he did some outstanding things in the spring. Antoine Huffman is a good young prospect who definitely will push for a starting spot, as will Bo Smith. Manny Thurman did some decent things in the spring. Warren Wilson was able to take some reps in the spring and I am anxious to see him in the fall and see what he brings to the table."

Safeties

SS	Mike Williams, 5-11, 184, Jr-2L
	Randy Driver, 6-1, 208, Fr-RS
	Adam Tom, 5-10, 205, Jr-Sq
	Russ Throckmorton, 6-0, 195, Jr-Sq
FS	Muhammad Abdullah, 6-0, 200, So-1L
	Tim Funderburk, 6-2, 192, Sr-1L
	Eric Ogletree, 6-0, 205, Jr-1L
	Claude Sagaille, 5-10, 185, Jr-2L
	Travis Atwell, 6-1, 210, Jr-1L
	Scott Fryman, 5-10, 174, Jr-Sq

Returning starter Mike Williams leads a group of a half-dozen letterman at the safety positions. In 2002, Williams proved to be an active player with a nose for the ball in his first year as a regular. He made 53 tackles, including five for loss, to go along with two interceptions, five pass breakups, and two fumbles caused … Redshirt freshman Randy Driver looks to get his first game experience.

Sophomore Muhammad Abdullah looked good in the spring is currently the leader at free safety. He had 13 tackles last season … Senior Tim Funderburk is a good athlete who provides quality depth … Junior Eric Ogletree made a strong push in the spring … Junior Claude Sagaille also is a factor in the crowded picture. He made 39 tackles and came up with an interception last season … Travis Atwell made 21 tackles and an interception last season, but is a question mark because of recurring injury problems.

Coach Brooks …

"Mike Williams is a physical player and has the ability to be a very good safety. Muhammad Abdullah is a young player who really made some strides in the spring. Eric Ogletree did some very good things in the spring. Travis Atwell is uncertain because of his injury, but if he is healthy it will be a bonus."

Wildcat Special Teams

K	Taylor Begley, 6-0, 202, So-1L
	Clint Ruth, 6-1, 205, Jr-2L
	Justin Hutton, 6-4, 202, Sr-1L
P	Anthony Thornton, 6-1, 197, Jr-1L
	Sevin Sucurovic, 6-2, 195, Jr-1L
	Ryan Byars, 6-2, 177, Sr-Sq
K SN	Nick Seitze, 6-5, 293, Sr-3L
	Win Gaffron, 6-5, 235, Sr-2L
P SN	Jason Dickerson, 6-2, 228, Fr-RS
	William Blair, 6-0, 226, Fr-RS
	Win Gaffron, 6-5, 235, Sr-2L
HOL	Anthony Thornton, 6-1, 197, Jr-1L
	Tommy Cook, 6-0, 190, Jr-2L
PR/KR	Derek Abney, 5-10, 175, Sr-3L

There is plenty of work to do on special teams as coordinator Steve Ortmayer must develop a new punter, holder, and long snappers … Taylor Begley did a good job as a freshman placekicker, converting 9-of-14 field goals … Junior Clint Ruth and senior Justin Hutton continue to push



Placekicker Taylor Begley made 9-of-14 field goals last season and was chosen for the SEC All-Freshman team.

Begley and are viable alternatives. Ruth has handled kickoffs for two seasons.

Departed All-American Glenn Pakulak, the top punter in school history, leaves a huge hole at that position … Juniors Anthony Thornton and Sevin Sucurovic will continue to battle in August. Thornton averaged 42.4 yards per punt in the spring scrimmages while Sucurovic averaged 40 per punt in the scrimmages … Thornton also looms as the new holder for field goals and extra points.

Senior Nick Seitze emerged as the new snapper for field goals and extra points … Competition will continue in August for the punt snapping role, with redshirt freshman Jason Dickerson currently the leader.

Senior Derek Abney earned All-America honors last season as a kick returner after bringing back six touchdowns (four punt returns, two kickoff returns). He has excellent burst of speed when he is able to find a hole on the defense. Backups for returning kicks are still being developed.

Coach Brooks …

"I feel pretty good about our kickoff and field goal situations, as Taylor Begley and Clint Ruth are good kickers. Anthony Thornton has a slight lead on Sevin Sucurovic going into fall camp and that is a concern because we were not as consistent as we needed to be in the spring. Nick Seitze did a good job as our short snapper and William Blair and James Dickerson did pretty well on long snapping in the spring.

"Derek Abney will be our main guy on kick returns. I suspect that more people will try to kick away from him this year, based on what he did last year. Other than Derek, we were very inconsistent with handling kicks in the spring. Some of our incoming players might be able to help."

Offensive Depth Chart

(2002 starters underlined, incoming freshmen will be added in August)



Tight End

86 Win Gaffron, 6-5, 235, Sr-2L
84 Jeremiah Drobney, 6-4, 245, So-1L
Kurt Jackson, 6-5, 245, So-JC
Kurt Myers, 6-5, 226, Fr-RS
Bruce Fowler, 6-4, 270, Fr-RS
Clay Greunke, 6-2, 245, Fr-RS



Left Tackle

61 Matt Huff, 6-5, 305, Jr-2L
72 Michael Aitcheson, 6-3, 275, Fr-RS
60 Trai Williams, 6-4, 275, Fr-RS



Left Guard

70 Jason Rollins, 6-5, 295, Jr-2L
74 Nate VanSickel, 6-2, 289, Sr-1L
54 Mike McDonald, 6-5, 309, Fr-RS



Center

78 Nick Seitze, 6-5, 293, Sr-3L
79 Daniel Burnett, 6-5, 276, Jr-2L
58 Travis Slaydon, 6-3, 275, Fr-RS



Right Guard

75 Sylvester Miller, 6-5, 308, Sr-2L
76 Joe Brady, 6-3, 285, Fr-RS
66 Brandon Lesniewski, 6-2, 301, Jr-1L



Right Tackle

73 Antonio Hall, 6-5, 302, Sr-3L
57 Hayden Lane, 6-6, 270, Fr-RS
69 Will Noble, 6-4, 290, Jr-1L



Wide Receiver "X"

12 Derek Abney, 5-10, 175, Sr-3L
4 Glenn Holt, 6-2, 182, So-1L
85 DeMarcus Wood, 6-0, 189, So-1L
83 Gerad Parker, 6-3, 200, Jr-2L
88 Daniel Hopewell, 5-10, 187, Jr-2L
80 Brian Pickard, 6-3, 200, So-1L
81 Dominick DeVastey, 6-4, 200, So-Sq
Karl Booker, 6-3, 178, Fr-RS



Wide Receiver "W"

17 Tommy Cook, 6-0, 190, Jr-2L
82 Chris Bernard, 6-1, 188, Sr-1L
8 Maurice Marchman, 6-0, 190, Fr-HS
Ryan Partridge, 6-2, 205, So-JC
Sean Murphy, 6-4, 170, Fr-HS
Johnny Knight, 6-0, 176, Fr-RS



Quarterbacks

22 Jared Lorenzen, 6-4, 260, Sr-3L
7 Shane Boyd, 6-2, 220, Jr-2L
19 B. J. McCaslin, 6-2, 196, Jr-JC
15 Trey Barclay, 6-5, 228, Jr-Sq
Rocco Maragas, 6-1, 195, Fr-RS



Fullback

41 Ronald Johnson, 6-0, 245, So-1L
40 Justin Sprowles, 5-10, 214, So-1L
43 Anthony Stevenson, 5-11, 245, Jr-2L



Tailback

25 Alexis Bwenge, 6-1, 215, So-1L
5 Arliss Beach, 6-0, 200, So-1L
30 Monquantae Gibson, 6-1, 195, Fr-RS
Draak Davis, 5-7, 170, So-JC
33 Andrew Hopewell, 5-10, 196, So-1L



Kicker

89 Taylor Begley, 6-0, 202, So-1L
95 Clint Ruth, 6-1, 205, Jr-2L
97 Justin Hutton, 6-4, 202, Sr-1L

Defensive Depth Chart

(2002 starters underlined, incoming freshmen will be added in August)



Left End
68 Jeremy Caudill, 6-3, 295, Sr-3L
56 Kareem Reid, 6-5, 263, Fr-RS
Jose Walker, 6-4, 242, Fr-RS



Nose Tackle
45 Lamar Mills, 6-1, 275, Fr-RS
99 Ellery Moore, 6-3, 290, Jr-2L
53 Richard Gray, 6-1, 242, So-1L



Right End
98 Vincent Burns, 6-2, 264, Jr-1L
91 Trey Mielsch, 6-3, 263, So-1L
90 Jacob Steuber, 6-5, 240, Jr-1L



Left Outside Linebacker
64 Deion Holts, 6-4, 248, So-1L
97 Russell Goodwin, 6-3, 232, Fr-RS
94 Travis Day, 6-3, 250, Fr-HS



Inside Linebacker
52 Justin Haydock, 6-3, 227, Jr-1L or
44 Jon Sumrall, 6-2, 212, So-1L
51 Kamaal Ahmad, 6-2, 238, Jr-1L
54 Jamie Saylor, 5-11, 223, Sr-Sq
Justin Rzepka, 6-1, 210, So-Sq



Inside Linebacker
59 Dustin Williams, 6-5, 245, So-1L or
44 Jon Sumrall, 6-2, 212, So-1L
55 Chad Anderson, 6-2, 250, So-1L
49 Brad Booker, 6-2, 238, Fr-HS
60 Jess Meloche, 6-1, 222, Jr-1L



Right Outside Linebacker
50 Raymond Fontaine, 6-4, 215, So-1L
9 Durrell White, 6-3, 234, Fr-HS
37 Keith Shelton, 6-3, 224, So-1L



Left Cornerback
27 Leonard Burress, 5-11, 188, Sr-3L
24 Bo Smith, 6-0, 180, So-1L or
21 Warren Wilson, 5-11, 175, So-1L
Manny Thurman, 5-11, 178, Fr-RS



Strong Safety
1 Mike Williams, 5-11, 184, Jr-2L
28 Randy Driver, 6-1, 208, Fr-RS
16 Adam Tom, 5-10, 205, Jr-Sq
Russ Throckmorton, 6-0, 195, Jr-Sq



Free Safety
42 Muhammad Abdullah, 6-0, 200, So-1L
10 Tim Funderburk, 6-2, 192, Sr-1L
23 Eric Ogletree, 6-0, 205, Jr-1L
31 Claude Sagaille, 5-10, 185, Jr-2L
35 Travis Atwell, 6-1, 210, Jr-1L
Scott Fryman, 5-10, 174, Jr-Sq



Right Cornerback
32 Earven Flowers, 5-10, 185, Jr-2L
36 Antoine Huffman, 6-0, 175, So-1L
38 Clem Fennell, 5-8, 171, So-Sq



Punter
92 Anthony Thornton, 6-1, 197, Jr-1L
93 Sevin Sucurovic, 6-2, 195, Jr-1L
88 Ryan Byars, 6-2, 177, Sr-Sq

Kentucky Alphabetical Roster

No.	Name	Pos.	Ht.	Wt.	Cl-Exp.	Hometown (High School/Previous College)
42	Muhammad Abdullah	FS	6-0	200	So-1L	Folkston, Ga. (Charlton County)
12	Derek Abney	WR	5-10	175	Sr-3L	Mosinee, Wis. (Everest)
	Ricky Abren	DL	6-3	265	Fr-HS	Hopkinsville, Ky. (Hopkinsville)
51	Kamaal Ahmad	LB	6-2	238	Jr-1L	Edmond, Okla. (Santa Fe/Northeast Oklahoma A&M)
72	Michael Aitcheson	OT	6-3	275	Fr-RS	Miami, Fla. (Killian)
55	Chad Anderson	LB	6-2	250	So-1L	Canton, Ohio (McKinley)
35	Travis Atwell	FS	6-1	210	Jr-1L	Lewisport, Ky. (Hancock County/Toledo)
15	Trey Barclay	QB	6-5	228	Jr-Sq	Mayfield, Ky. (Mayfield)
5	Arliss Beach	TB	6-0	200	So-1L	Ashland, Ky. (Blazer)
89	Taylor Begley	K	6-0	202	So-1L	Danville, Ky. (Boyle County)
82	Chris Bernard	WR	6-1	188	Sr-1L	Mission Viejo, Calif. (Aliso Niguel/Saddleback College)
	William Blair	SN	6-0	226	Fr-RS	Brodhead, Ky. (Rockcastle County)
49	Brad Booker	LB	6-2	238	Fr-HS	Smith's Grove, Ky. (Bowling Green)
	Karl Booker	WR	6-3	178	Fr-RS	Chesapeake, W. V. (Riverside)
7	Shane Boyd	QB	6-2	220	Jr-2L	Lexington, Ky. (Henry Clay)
76	Joe Brady	OG	6-3	285	Fr-RS	Ft. Mitchell, Ky. (Beechwood)
79	Daniel Burnett	C	6-5	276	Jr-2L	Lexington, Ky. (Paul Dunbar)
98	Vincent "Sweet Pea" Burns	DE	6-2	264	Jr-1L	Lake Park, Ga. (Lowndes/Northern Arizona)
27	Leonard Burress	CB	5-11	188	Sr-3L	Memphis, Tenn. (Trezevant)
	Keenan Burton	WR/DB	6-2	180	Fr-HS	Louisville, Ky. (DuPont Manual)
25	Alexis Bwenge	TB	6-1	215	So-1L	St. Apollinaire, Quebec (Champlain Prep)
	Ryan Byars	P	6-2	177	Sr-Sq	Lexington, Ky. (Lafayette/Indiana)
68	Jeremy Caudill	DE	6-3	295	Sr-3L	Martin, Ky. (Prestonsburg)
17	Tommy Cook	WR	6-0	190	Jr-2L	Victoria, Tex. (Victoria)
	Draak Davis	RB	5-7	170	So-JC	Vallejo, Calif. (Vallejo/Solano Community College)
94	Travis Day	LB	6-3	250	Fr-HS	Columbus, Ga. (Carver)
81	Dominick DeVastey	WR	6-4	200	So-Sq	Round Rock, Tex. (Taylor)
	Jason Dickerson	SN	6-2	228	Fr-RS	Elizabethtown, Ky. (Elizabethtown)
28	Randy Driver	SS	6-1	208	Fr-RS	Glasgow, Ky. (Glasgow)
84	Jeremiah Drobney	TE	6-4	245	So-1L	Massillon, Ohio (Washington)
38	Clem Fennell	CB	5-8	171	So-Sq	Ft. Thomas, Ky. (Highlands)
32	Earven Flowers	CB	5-10	185	Jr-2L	Temple, Tex. (Temple)
50	Raymond Fontaine	LB	6-4	215	So-1L	Ottawa, Ontario (Sir Robert Borden)
	Bruce Fowler	TE	6-4	270	Fr-RS	New Orleans, La. (Isidore Newman)
	Scott Fryman	FS	5-10	174	Jr-Sq	Cold Springs, Ky. (Campbell County)
10	Tim "Tiger" Funderburk	FS	6-2	192	Sr-1L	Charlotte, N.C. (West Charlotte/N.C. A&T/N.C. State)
86	Win Gaffron III	TE	6-5	235	Sr-2L	Nashville, Tenn. (Nashville Christian)
30	Monquantae Gibson	TB	6-1	195	Fr-RS	Louisville, Ky. (Moore)
97*	Russell Goodwin	LB	6-3	232	Fr-RS	Louisville, Ky. (DuPont Manual)
53	Richard Gray	NT	6-1	242	So-1L	Sevierville, Tenn. (Sevier County)
	Dallas Greer	DB	6-1	193	Fr-HS	Pineville, Ky. (Bell County)
	Clay Greunke	TE	6-2	245	Fr-RS	Vine Grove, Ky. (North Hardin)
73	Antonio Hall	OT	6-5	302	Sr-3L	Canton, Ohio (McKinley)
52	Justin Haydock	LB	6-3	227	Jr-1L	Louisville, Ky. (St. Xavier)
4	Glenn Holt, Jr.	WR	6-2	182	So-1L	Opalocka, Fla. (North Miami)
64	Deion Holts	LB	6-2	248	So-1L	Bowling Green, Ky. (Warren Central)
33	Andrew Hopewell	TB	5-10	196	So-1L	Harrodsburg, Ky. (Danville)
88	Daniel Hopewell	WR	5-10	187	Jr-2L	Harrodsburg, Ky. (Harrodsburg)
61	Matt Huff	OT	6-5	305	Jr-2L	Louisville, Ky. (St. Xavier)
36	Antoine Huffman	CB	6-0	175	So-1L	Jonesboro, Ga. (Lovejoy)
97*	Justin Hutton	K	6-4	202	Sr-1L	Hammond, Ind. (Hammond)
	Kurt Jackson	TE	6-5	245	So-JC	St. George, Utah (Timpview/Dixie State College)
41	Ronald "Rock" Johnson	FB	6-0	245	So-1L	Cleveland, Ohio (St. Peter Chanel)
	André Jones	WR/DB	6-0	182	Fr-HS	Ft. Walton Beach, Fla. (Choctawhatchee)
	Johnny Knight II	WR	6-0	176	Fr-RS	East Cleveland, Ohio (St. Joseph)
57	Hayden Lane	OT	6-6	270	Fr-RS	Lawrenceville, Ga. (Brookwood)
66	Brandon Lesniewski	OG	6-2	301	Jr-1L	Highland, Ind. (Highland/DePauw)
	Dominic Lewis	FB/TE	6-3	210	Fr-HS	Radcliff, Ky. (John Hardin)
	John Logan	WR	6-0	178	Fr-HS	Lexington, Ky. (Catholic)
22	Jared Lorenzen	QB	6-4	260	Sr-3L	Ft. Thomas, Ky. (Highlands)
	Rocco Maragas	QB	6-1	195	Fr-RS	Canton, Ohio (St. Thomas Aquinas)



8	Maurice Marchman	WR	6-0	190	Fr-HS	Louisville, Ky. (Ballard)
19	B. J. McCaslin	QB	6-2	196	Jr-JC	Libertyville, Ill. (Libertyville/Harper College)
54*	Mike McDonald	OG	6-5	309	Fr-RS	Independence, Ky. (Simon Kenton)
60*	Jess Meloche	LB	6-1	222	Jr-1L	Ft. Thomas, Ky. (Highlands)
91	Trey Mielsch	DE	6-3	263	So-1L	El Maton, Tex. (Tidehaven)
75	Sylvester "Big Kat" Miller	OG	6-5	308	Sr-2L	Glenwood, Ill. (Mt. Carmel)
45	Lamar Mills	NT	6-1	275	Fr-RS	Slidell, La. (Archbishop Rummel)
99	Ellery Moore	NT	6-3	290	Jr-2L	Massillon, Ohio (Washington/Kiski School)
	Sean Murphy	WR	6-4	170	Fr-HS	Big Stone Gap, Va. (Powell Valley)
	Kurt Myers	TE	6-5	226	Fr-RS	Brandenburg, Ky. (Meade County)
69	Will Noble	OT	6-4	290	Jr-1L	Winchester, Ky. (George Rogers Clark)
23	Eric Ogletree	FS	6-0	205	Jr-1L	Cincinnati, Ohio (Finneytown)
13	Gerad Parker	WR	6-3	200	Jr-2L	Louisa, Ky. (Lawrence County)
	Ryan Partridge	WR	6-2	205	So-JC	Pleasanton, Calif. (Amador Valley/Golden West College)
80	Brian Pickard	WR	6-3	200	So-1L	Dublin, Ohio (Scioto)
	Joe Razzano	RB	6-0	235	Fr-HS	Milford, Ohio (Milford)
56	Kareem Reid	DE	6-5	263	Fr-RS	Coral Springs, Fla. (Coral Springs)
70	Jason Rollins	OG	6-5	295	Jr-2L	Mt. Vernon, Ohio (Mt. Vernon)
95	Clint Ruth	K	6-1	205	Jr-2L	White House, Tenn. (White House)
	Justin Rzepka	LB	6-1	210	So-Sq	Bowling Green, Ky. (Greenwood)
31	Claude Sagaille	FS	5-10	185	Jr-2L	Evanston, Ill. (Township)
54*	Jamie Saylor	LB	5-11	223	Sr-Sq	Bremen, Ga. (Bremen/LaGrange/West Georgia)
	Joe Schuler	LB	6-3	240	Fr-HS	Evansville, Ind. (Central)
	Eric Scott	TE/LB	6-5	245	Fr-HS	Woodstock, Ga. (Etowah)
78	Nick Seitze	C	6-5	293	Sr-3L	Converse, Tex. (Judson)
37	Keith Shelton, Jr.	LB	6-3	224	So-1L	Memphis, Tenn. (East)
58	Travis Slaydon	C	6-3	275	Fr-RS	Harlingen, Tex. (South)
24	Bo Smith	CB	6-0	180	So-1L	Owensboro, Ky. (Senior)
40	Justin Sprowles	FB	5-10	214	So-1L	Charlotte, N. C. (Providence)
90	Jacob Steuber	DE	6-5	240	Jr-1L	Hebron, Ky. (Conner)
43	Anthony Stevenson	FB	5-11	245	Jr-2L	Memphis, Tenn. (Melrose)
93	Sevin Sucurovic	P	6-2	195	Jr-1L	Tuzla, Bosnia (Henry Clay)
44	Jon Sumrall	LB	6-2	212	So-1L	Huntsville, Ala. (Grissom)
	Jacob Tamme	WR/DB	6-5	212	Fr-HS	Danville, Ky. (Boyle County)
92	Anthony Thornton	P	6-1	197	Jr-1L	Louisville, Ky. (Male)
	Russ Throckmorton	SS	6-0	195	Jr-Sq	Wytheville, Va. (Wythe)
	Manny Thurman	CB	5-11	178	Fr-RS	Lexington, Ky. (Paul Dunbar)
16	Adam Tom	SS	5-10	205	Jr-Sq	Bellefontaine, Ohio (Bellefontaine)
74	Nate VanSickel	OG	6-2	289	Sr-1L	Moulton, Iowa (Moulton-Udell/Northern Iowa)
	Jose Walker	DE	6-4	242	Fr-RS	Harrodsburg, Ky. (Harrodsburg)
9	Durrell White	LB	6-3	234	Fr-HS	Middlesboro, Ky. (Middlesboro)
59	Dustin Williams	LB	6-5	245	So-1L	Channahan, Ill. (Minooka)
1	Mike Williams	SS	5-11	184	Jr-2L	Tallahassee, Fla. (Godby)
	Roger Williams	DB	6-0	185	Fr-HS	Rockmart, Ga. (Rockmart)
60*	Trai Williams	OT	6-4	275	Fr-RS	Franklin, Ky. (Franklin-Simpson)
21	Warren Wilson	CB	5-11	175	So-1L	Texas City, Tex. (Texas City)
85	DeMarcus Wood	WR	6-0	189	So-1L	Chesapeake, Va. (Smith)
	Andre' Woodson	QB	6-5	225	Fr-HS	Radcliff, Ky. (North Hardin)

NOTES: * denotes duplicate numbers ... Class is eligibility for 2003 season ... #L = number of letters earned … Tr = transfer from a four-year school … JC = junior college ... Sq = squad member who has not earned a varsity letter ... RS = redshirt ... HS = high school

Kentucky Pronunciation Guide

Muhammad Abdullah: ab-DU-lah
Michael Aitcheson: A-cha-son
Trey Barclay: BAR-clay
Leonard Burress: bur-ESS
Alexis Bwenge: a-LEX-ee buh-GEENG-ee
Dominick DeVastey: de-VASS-tee
Jeremiah Drobney: DROB-nee
Clem Fennell: FEN-nel
Monquantae Gibson: mah-QUAN-tay
Clay Greunke: GRUN-kee
Brandon Lesniewski: les-NEW-ski
Jared Lorenzen: lor-EN-zen
Rocco Maragas: MAIR-ah-gus
Josh Meloche: mel-LOWSH
Trey Mielsch: MELCH
Gerad Parker: same as "Jared"
Brian Pickard: PICK-erd
Justin Rzepka: ZEP-kah
Claude Sagaille: seg-EL
Nick Seitze: SITES
Justin Sprowles: SPROWLS (short "o" sound)
Sevin Sucurovic: su-CUR-o-vich
Jon Sumrall: sum-RALL
Durrell White: dur-RELL
Trai Williams: TRAY

Kentucky Numerical Roster

No.	Name	Pos.	Ht.	Wt.	Cl-Exp.	Hometown (High School/Previous College)
1	Mike Williams	SS	5-11	184	Jr-2L	Tallahassee, Fla. (Godby)
4	Glenn Holt, Jr.	WR	6-2	182	So-1L	Opalocka, Fla. (North Miami)
5	Arliss Beach	TB	6-0	200	So-1L	Ashland, Ky. (Blazer)
7	Shane Boyd	QB	6-2	220	Jr-2L	Lexington, Ky. (Henry Clay)
8	Maurice Marchman	WR	6-0	190	Fr-HS	Louisville, Ky. (Ballard)
9	Durrell White	LB	6-3	234	Fr-HS	Middlesboro, Ky. (Middlesboro)
10	Tim "Tiger" Funderburk	FS	6-2	192	Sr-1L	Charlotte, N.C. (West Charlotte/N.C. A&T/N.C. State)
12	Derek Abney	WR	5-10	175	Sr-3L	Mosinee, Wis. (Everest)
13	Gerad Parker	WR	6-3	200	Jr-2L	Louisa, Ky. (Lawrence County)
15	Trey Barclay	QB	6-5	228	Jr-Sq	Mayfield, Ky. (Mayfield)
16	Adam Tom	SS	5-10	205	Jr-Sq	Bellefontaine, Ohio (Bellefontaine)
17	Tommy Cook	WR	6-0	190	Jr-2L	Victoria, Tex. (Victoria)
19	B. J. McCaslin	QB	6-2	196	Jr-JC	Libertyville, Ill. (Libertyville/Harper College)
21	Warren Wilson	CB	5-11	175	So-1L	Texas City, Tex. (Texas City)
22	Jared Lorenzen	QB	6-4	260	Sr-3L	Ft. Thomas, Ky. (Highlands)
23	Eric Ogletree	FS	6-0	205	Jr-1L	Cincinnati, Ohio (Finneytown)
24	Bo Smith	CB	6-0	180	So-1L	Owensboro, Ky. (Senior)
25	Alexis Bwenge	TB	6-1	215	So-1L	St. Apollinaire, Quebec (Champlain Prep)
27	Leonard Burress	CB	5-11	188	Sr-3L	Memphis, Tenn. (Trezevant)
28	Randy Driver	SS	6-1	208	Fr-RS	Glasgow, Ky. (Glasgow)
30	Monquantae Gibson	TB	6-1	195	Fr-RS	Louisville, Ky. (Moore)
31	Claude Sagaille	FS	5-10	185	Jr-2L	Evanston, Ill. (Township)
32	Earven Flowers	CB	5-10	185	Jr-2L	Temple, Tex. (Temple)
33	Andrew Hopewell	TB	5-10	196	So-1L	Harrodsburg, Ky. (Danville)
35	Travis Atwell	FS	6-1	210	Jr-1L	Lewisport, Ky. (Hancock County/Toledo)
36	Antoine Huffman	CB	6-0	175	So-1L	Jonesboro, Ga. (Lovejoy)
37	Keith Shelton, Jr.	LB	6-3	224	So-1L	Memphis, Tenn. (East)
38	Clem Fennell	CB	5-8	171	So-Sq	Ft. Thomas, Ky. (Highlands)
40	Justin Sprowles	FB	5-10	214	So-1L	Charlotte, N. C. (Providence)
41	Ronald "Rock" Johnson	FB	6-0	245	So-1L	Cleveland, Ohio (St. Peter Chanel)
42	Muhammad Abdullah	FS	6-0	200	So-1L	Folkston, Ga. (Charlton County)
43	Anthony Stevenson	FB	5-11	245	Jr-2L	Memphis, Tenn. (Melrose)
44	Jon Sumrall	LB	6-2	212	So-1L	Huntsville, Ala. (Grissom)
45	Lamar Mills	NT	6-1	275	Fr-RS	Slidell, La. (Archbishop Rummel)
49	Brad Booker	LB	6-2	238	Fr-HS	Smith's Grove, Ky. (Bowling Green)
50	Raymond Fontaine	LB	6-4	215	So-1L	Ottawa, Ontario (Sir Robert Borden)
51	Kamaal Ahmad	LB	6-2	238	Jr-1L	Edmond, Okla. (Santa Fe/Northeast Oklahoma A&M)
52	Justin Haydock	LB	6-3	227	Jr-1L	Louisville, Ky. (St. Xavier)
53	Richard Gray	NT	6-1	242	So-1L	Sevierville, Tenn. (Sevier County)
54*	Mike McDonald	OG	6-5	309	Fr-RS	Independence, Ky. (Simon Kenton)
54*	Jamie Saylor	LB	5-11	223	Sr-Sq	Bremen, Ga. (Bremen/LaGrange/West Georgia)
55	Chad Anderson	LB	6-2	250	So-1L	Canton, Ohio (McKinley)
56	Kareem Reid	DE	6-5	263	Fr-RS	Coral Springs, Fla. (Coral Springs)
57	Hayden Lane	OT	6-6	270	Fr-RS	Lawrenceville, Ga. (Brookwood)
58	Travis Slaydon	C	6-3	275	Fr-RS	Harlingen, Tex. (South)
59	Dustin Williams	LB	6-5	245	So-1L	Channahan, Ill. (Minooka)
60*	Jess Meloche	LB	6-1	222	Jr-1L	Ft. Thomas, Ky. (Highlands)
60*	Trai Williams	OT	6-4	275	Fr-RS	Franklin, Ky. (Franklin-Simpson)
61	Matt Huff	OT	6-5	305	Jr-2L	Louisville, Ky. (St. Xavier)
64	Deion Holts	LB	6-2	248	So-1L	Bowling Green, Ky. (Warren Central)
66	Brandon Lesniewski	OG	6-2	301	Jr-1L	Highland, Ind. (Highland/DePauw)
68	Jeremy Caudill	DE	6-3	295	Sr-3L	Martin, Ky. (Prestonsburg)
69	Will Noble	OT	6-4	290	Jr-1L	Winchester, Ky. (George Rogers Clark)
70	Jason Rollins	OG	6-5	295	Jr-2L	Mt. Vernon, Ohio (Mt. Vernon)
72	Michael Aitcheson	OT	6-3	275	Fr-RS	Miami, Fla. (Killian)
73	Antonio Hall	OT	6-5	302	Sr-3L	Canton, Ohio (McKinley)
74	Nate VanSickel	OG	6-2	289	Sr-1L	Moulton, Iowa (Moulton-Udell/Northern Iowa)
75	Sylvester "Big Kat" Miller	OG	6-5	308	Sr-2L	Glenwood, Ill. (Mt. Carmel)
76	Joe Brady	OG	6-3	285	Fr-RS	Ft. Mitchell, Ky. (Beechwood)
78	Nick Seitze	C	6-5	293	Sr-3L	Converse, Tex. (Judson)
79	Daniel Burnett	C	6-5	276	Jr-2L	Lexington, Ky. (Dunbar)

80	Brian Pickard	WR	6-3	200	So-1L	Dublin, Ohio (Scioto)
81	Dominick DeVastey	WR	6-4	200	So-Sq	Round Rock, Tex. (Taylor)
82	Chris Bernard	WR	6-1	188	Sr-1L	Mission Viejo, Calif. (Aliso Niguel/Saddleback College)
84	Jeremiah Drobney	TE	6-4	245	So-1L	Massillon, Ohio (Washington)
85	DeMarcus Wood	WR	6-0	189	So-1L	Chesapeake, Va. (Smith)
86	Win Gaffron III	TE	6-5	235	Sr-2L	Nashville, Tenn. (Nashville Christian)
88	Daniel Hopewell	WR	5-10	187	Jr-2L	Harrodsburg, Ky. (Harrodsburg)
89	Taylor Begley	K	6-0	202	So-1L	Danville, Ky. (Boyle County)
90	Jacob Steuber	DE	6-5	240	Jr-1L	Hebron, Ky. (Conner)
91	Trey Mielsch	DE	6-3	263	So-1L	El Maton, Tex. (Tidehaven)
92	Anthony Thornton	P	6-1	197	Jr-1L	Louisville, Ky. (Male)
93	Sevin Sucurovic	P	6-2	195	Jr-1L	Tuzla, Bosnia (Henry Clay)
94	Travis Day	LB	6-3	250	Fr-HS	Columbus, Ga. (Carver)
95	Clint Ruth	K	6-1	205	Jr-2L	White House, Tenn. (White House)
97*	Russell Goodwin	LB	6-3	232	Fr-RS	Louisville, Ky. (DuPont Manual)
97*	Justin Hutton	K	6-4	202	Sr-1L	Hammond, Ind. (Hammond)
98	Vincent "Sweet Pea" Burns	DE	6-2	264	Jr-1L	Lake Park, Ga. (Lowndes/Northern Arizona)
99	Ellery Moore	NT	6-3	290	Jr-2L	Massillon, Ohio (Washington/Kiski School)
	Ricky Abren	DL	6-3	265	Fr-HS	Hopkinsville, Ky. (Hopkinsville)
	William Blair	SN	6-0	226	Fr-RS	Brodhead, Ky. (Rockcastle County)
	Karl Booker	WR	6-3	178	Fr-RS	Chesapeake, W. V. (Riverside)
	Keenan Burton	WR/DB	6-2	180	Fr-HS	Louisville, Ky. (DuPont Manual)
	Ryan Byars	P	6-2	177	Sr-Sq	Lexington, Ky. (Lafayette/Indiana)
	Draak Davis	RB	5-7	170	So-JC	Vallejo, Calif. (Vallejo/Solano Community College)
	Jason Dickerson	SN	6-2	228	Fr-RS	Elizabethtown, Ky. (Elizabethtown)
	Bruce Fowler	TE	6-4	270	Fr-RS	New Orleans, La. (Isidore Newman)
	Scott Fryman	FS	5-10	174	Jr-Sq	Cold Springs, Ky. (Campbell County)
	Dallas Greer	DB	6-1	193	Fr-HS	Pineville, Ky. (Bell County)
	Clay Greunke	TE	6-2	245	Fr-RS	Vine Grove, Ky. (North Hardin)
	Kurt Jackson	TE	6-5	245	So-JC	St. George, Utah (Timpview/Dixie State College)
	André Jones	WR/DB	6-0	182	Fr-HS	Ft. Walton Beach, Fla. (Choctawhatchee)
	Johnny Knight II	WR	6-0	176	Fr-RS	East Cleveland, Ohio (St. Joseph)
	Dominic Lewis	FB/TE	6-3	210	Fr-HS	Radcliff, Ky. (John Hardin)
	John Logan	WR	6-0	178	Fr-HS	Lexington, Ky. (Catholic)
	Rocco Maragas	QB	6-1	195	Fr-RS	Canton, Ohio (St. Thomas Aquinas)
	Sean Murphy	WR	6-4	170	Fr-HS	Big Stone Gap, Va. (Powell Valley)
	Kurt Myers	TE	6-5	226	Fr-RS	Brandenburg, Ky. (Meade County)
	Ryan Partridge	WR	6-2	205	So-JC	Pleasanton, Calif. (Amador Valley/Golden West College)
	Joe Razzano	RB	6-0	235	Fr-HS	Milford, Ohio (Milford)
	Justin Rzepka	LB	6-1	210	So-Sq	Bowling Green, Ky. (Greenwood)
	Joe Schuler	LB	6-3	240	Fr-HS	Evansville, Ind. (Central)
	Eric Scott	TE/LB	6-5	245	Fr-HS	Woodstock, Ga. (Etowah)
	Jacob Tamme	WR/DB	6-5	212	Fr-HS	Danville, Ky. (Boyle County)
	Russ Throckmorton	SS	6-0	195	Jr-Sq	Wytheville, Va. (Wythe)
	Manny Thurman	CB	5-11	178	Fr-RS	Lexington, Ky. (Paul Dunbar)
	Jose Walker	DE	6-4	242	Fr-RS	Harrodsburg, Ky. (Harrodsburg)
	Roger Williams	DB	6-0	185	Fr-HS	Rockmart, Ga. (Rockmart)
	Andre' Woodson	QB	6-5	225	Fr-HS	Radcliff, Ky. (North Hardin)

NOTES: * indicates duplicate numbers ... Class is eligibility for the 2003 season ... #L = number of letters earned ... Tr = transfer from four-year school ... JC = junior college ... Sq = squad member who has not earned a letter ... RS = redshirt ... HS = high school

Kentucky Pronunciation Guide

Muhammad Abdullah: ab-DU-lah
Michael Aitcheson: A-cha-son
Trey Barclay: BAR-clay
Leonard Burress: bur-ESS
Alexis Bwenge: a-LEX-ee buh-GEENG-ee
Dominick DeVastey: de-VASS-tee
Jeremiah Drobney: DROB-nee
Clem Fennell: FEN-nel
Monquantae Gibson: mah-QUAN-tay
Clay Greunke: GRUN-kee
Brandon Lesniewski: les-NEW-ski
Jared Lorenzen: lor-EN-zen
Rocco Maragas: MAIR-ah-gus
Josh Meloche: mel-LOWSH
Trey Mielsch: MELCH
Gerad Parker: same as "Jared"
Brian Pickard: PICK-erd
Justin Rzepka: ZEP-kah
Claude Sagaille: seg-EL
Nick Seitze: SITES
Justin Sprowles: SPROWLS (short "o" sound)
Sevin Sucurovic: su-CUR-o-vich
Jon Sumrall: sum-RALL
Durrell White: dur-RELL
Trai Williams: TRAY

Wildcat Bulletin Board

2003 Schedule Notes

For the second consecutive year, Kentucky will play a 12-game regular-season schedule as there is an "extra Saturday" in the football calendar. UK returns to an 11-game slate in 2004 … Kentucky will open against in-state rival Louisville for the 10th consecutive season. For the second year in a row, this game has been moved to Sunday night to accommodate an espn2 telecast … Kentucky will take on another in-state foe, Murray State, in the second game. It will be the first time in school history that the teams have played. Although Murray State is in Division I-AA, Kentucky can count the game toward the bowl-game minimum if the Wildcats are victorious. Murray State won the Ohio Valley Conference championship last season and played in the I-AA playoffs … UK plays Alabama for the first time since 1997, when Wildcat fans tore down the Commonwealth Stadium goalposts after the 40-34 upset win in overtime … Kentucky will play host to Ohio in the annual Homecoming game. The Wildcats and Bobcats had their last Cat fight in 1987 … At least six of Kentucky's first seven opponents will feature new starting quarterbacks in 2003, with Murray State being the lone potential exception among that group … Two opponents will have new coaches, Bobby Petrino at Louisville and Mike Shula at Alabama.



The Kentucky cheerleaders have won 12 national championships, including eight in a row from 1995-2002.

What You Might Not Know About the Wildcats

- Some of the Wildcats are better known by their nicknames – Tim "Tiger" Funderburk, Sylvester "Big Kat" Miller, Brandon "Newbear" Lesniewski, Ronald "Rock" Johnson, Leonard "Taco" Burress, and Vincent "Sweet Pea" Burns.
- Among the Wildcats' academic pursuits … Derek Abney is in a five-year joint program in which he will earn his bachelor's degree in civil engineering and his master's in business administration … Kamaal Ahmad has a major in philosophy … Joe Brady studies landscape architecture … Jeremy Caudill and Jason Dickerson have a major in biology and are considering medical school … Antonio Hall is in music education, with a post-football goal of teaching music to inner-city children … Matt Huff and Travis Slaydon have a major in foreign language and international economics … Hayden Lane's major is classics (Latin and ancient history). While in high school, Lane was a four-year goal medalist in the National Latin Exam, including two perfect scores.
- Derek Abney has been returning kicks for touchdowns for a long time. He had 17 punt and kickoff TD returns in high school, a Wisconsin state career record, and has added an SEC-record seven return touchdowns as a collegian. Abney needs one more kick return TD to tie the NCAA career record.
- Shane Boyd was drafted by Minnesota as a pitcher in the 13th round of the June, 2000 draft, but did not sign with the Twins.
- Jeremy Caudill is known by his teammates for his impersonation of the movie character "Shrek."
- Family ties in major-league sports … Ricky Abren is the cousin of Jason Gildon, All-Pro linebacker for the Pittsburgh Steelers … Randy Driver is the younger brother of Tony Driver, who plays for the Buffalo Bills … Earven Flowers' uncle, Larry, played for the New York Giants … Glenn Holt is the cousin of Reginald Holt, who played for the Green Bay Packers … Daniel and Andrew Hopewell are the sons of David Hopewell, who played for the Seattle Seahawks … John Logan is the nephew of running back Marc Logan, a former Wildcat great who played for five teams during an 11-year NFL career … B. J. McCaslin's father, Brian, pitched for the Detroit Tigers … Brian Pickard's father, Bob, played for the Detroit Lions … Joe Razzano's father, Rick, played for the Cincinnati Bengals and Toronto Argonauts (CFL) ... Eric Scott is the nephew of Glen Young, who played for the Cleveland Browns and Philadelphia Eagles … Bo Smith's uncle, Vince Buck, played for the New Orleans Saints … Dustin Williams' cousin, Wayne Rivers, played for the New York Rangers in the National Hockey League.
- Family ties at Kentucky … Win Gaffron III is the son of Winston Gaffron, Jr., who was a member of the Kentucky football team from 1967-71 … Richard Gray's grandfather, Edwin "Sully" Jacobs, was a three-year letterman for the Wildcats in 1938-40 … Clay Greunke is the nephew of Jay Tesar, a UK punter in 1985, 87-88 … Daniel and Andrew Hopewell are the sons of David Hopewell, a Wildcat letterman from 1976-78 … John Logan is the nephew of Marc Logan, a UK running back from 1984-86 ... Current Cats Chad Anderson, Antonio Hall, and Ellery Moore are cousins.
- Jeremiah Drobney was valedictorian of his high school class.
- Born outside the United States … Jeremiah Drobney was born in Amsberg, Germany, as his father was in the military … Claude Sagaille was born in Port-au-Prince, Haiti, and moved to the United States when he was two years old … Sevin Sucurovic was born in Tuzla, Bosnia.
- Antonio Hall is a gifted singer and musician; he plays the piano and can belt out opera and show tunes.
- Jared Lorenzen was 13 pounds, three ounces at birth. Jared's mother had to carry his birth certificate to pee-wee league games in order to prove his age.
- Two Wildcats are married, Kurt Jackson and Trey Mielsch. Jackson's wife, Kamila, originally is from the Czech Republic. Mielsch is married to his high school sweetheart, Rachelle.
- Inspired by his late grandfather, Will Noble is a dedicated blood donor. He also has achieved the rank of Eagle Scout, the highest distinction in the Boy Scouts.

Kentucky Football Staff
Pro and College Experience

Seasons as NFL Head Coach: 2 (Brooks)
Seasons as NFL Assistant Coach: 39
(Brooks 8, Archer 7, Brown 6, Gray 1, Ortmayer 17)

Seasons as NFL Offense/Defense/Special Teams Coordinator: 21
(Brooks 4, Ortmayer 17)

NFL Coaching Playoff Appearances: 15
(Brooks 1, Archer 4, Brown 2, Ortmayer 8)

Super Bowl Coaching Appearances: 4
(Brooks 1, Brown 1, Ortmayer 2)

Super Bowl Coaching Championships: 3 (Brown 1, Ortmayer 2)

Seasons as NFL Administrator: 8 (Ortmayer, not including 13 seasons serving as assistant coach and administrator)

Seasons as NFL Player: 10 (Brown 8, Phillips 2)

NFL Player Playoff Appearances: 4 (Brown)

Seasons as CFL Assistant Coach: 2 (Gray)

CFL Coaching Grey Cup Championships: 1 (Gray)

Seasons as CFL Player: 9 (Gray 8, Phillips 1)

CFL Player Grey Cup Championships: 3 (Gray)

Seasons as XFL Administrator: 1 (Ortmayer)

Seasons as Collegiate Director of Athletics: 2 (Brooks)

Seasons as Collegiate Head Coach: 35 (Brooks 18, Archer 4, McBride 13)

Seasons as Collegiate Full-Time Assistant Coach: 122
(Brooks 8, Archer 13, Caragher 7, Dunn 17, Gray 7, Hudson 30, McBride 21, Ortmayer 7, Phillips 12)

Seasons as Collegiate Offensive, Defensive, or Passing Game Coordinator: 27
(Archer 5, Hudson 8, McBride 14)

Seasons as Collegiate Graduate Assistant or Freshman Coach: 15
(Brooks 1, Archer 2, Caragher 2, Dunn 3, Hudson 3, McBride 1, Ortmayer 1, Phillips 2)

Bowl Game Coaching Appearances: 55 (Brooks 5, Archer 9, Caragher 5, Dunn 7, Gray 3, Hudson 18, Ortmayer 4, Phillips 4)

Seasons as High School Assistant Coach: 5
(Brooks 1, Hudson 1, McBride 3)

Total Seasons NFL Head Coach, Assistant Coach, Player, Administrator: 59

Total Seasons NFL Head Coach, Assistant Coach: 41

Total Seasons Pro Football Coach, Player, Administrator: 71

Total Seasons Pro Football Head Coach, Assistant Coach: 43

Total Seasons Collegiate Coaching: 172

Total Seasons Pro and Collegiate Coaching: 215

Total Seasons as Pro Football Coach, Player, Administrator or Collegiate Coach: 243

Brooks Hires Impressive Staff

New head coach Rich Brooks put together an impressive staff to assist him in coaching the Wildcats.

All totaled the staff has 243 years of professional coaching/playing/administrative experience and collegiate coaching experience. Nine of the 10 coaches have played and/or coached in the National Football League or been a college head coach or coordinator.

"I'm extremely pleased with the staff we've assembled here. Frankly, it even surpassed the expectations I had when I began," Brooks said. "I mentioned before that this staff would cover a lot of areas in age, region, and race. I think this staff certainly typifies that. We have some younger coaches and some older coaches. We have some coaches from this conference, from the Midwest, and from the West. The most important thing to me is that we have coaches that are not only outstanding teachers, but they're good people and they care about the young men they're going to coach. That was the primary concern I had in hiring a staff."



Mike Archer returns to Kentucky as defensive coordinator after seven seasons with the Pittsburgh Steelers.

2003 Geographic Roster

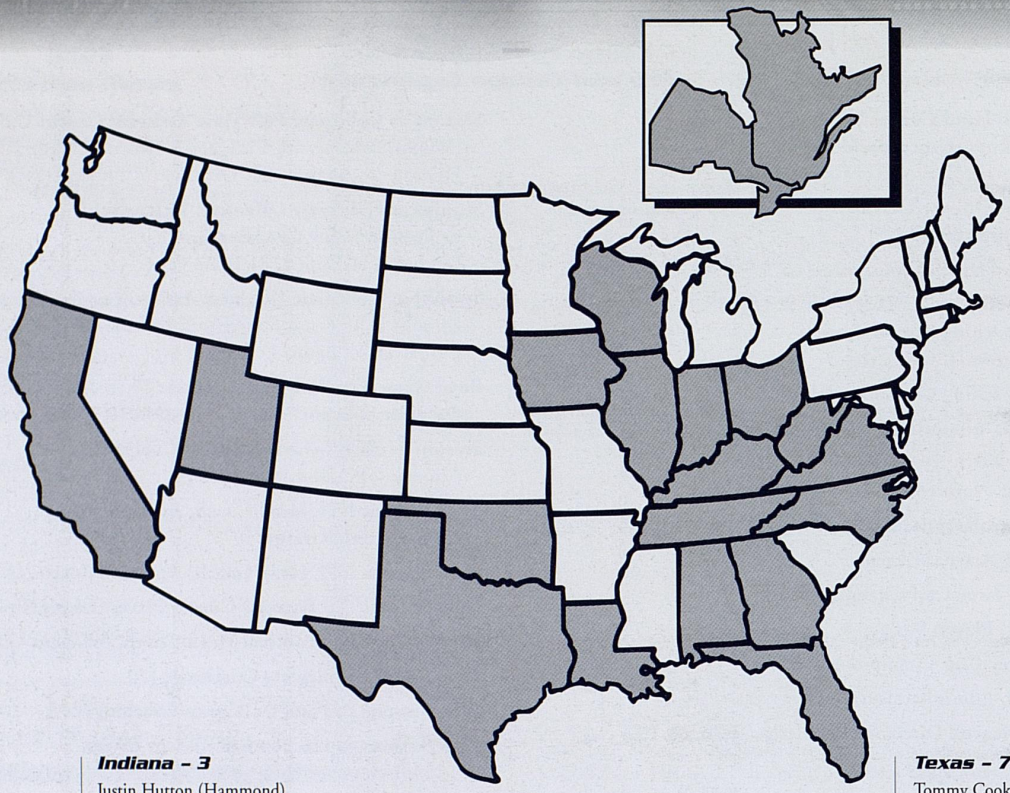

Alabama – 1
Jon Sumrall (Huntsville)

Bosnia – 1
Sevin Sucurovic (Tuzla)

California – 3
Chris Bernard (Mission Viejo)
Draak Davis (Vallejo)
Ryan Partridge (Pleasanton)

Florida – 5
Michael Aitcheson (Miami)
Glenn Holt, Jr. (Opalocka)
André Jones (Ft. Walton Beach)
Kareem Reid (Coral Springs)
Mike Williams (Tallahassee)

Georgia – 8
Muhammad Abdullah (Folkston)
Vincent Burns (Lake Park)
Travis Day (Columbus)
Antoine Huffman (Jonesboro)
Hayden Lane (Lawrenceville)
Jamie Saylor (Bremen)
Eric Scott (Woodstock)
Roger Williams (Rockmart)

Illinois – 4
B. J. McCaslin (Libertyville)
Sylvester Miller (Glenwood)
Claude Sagaille (Evanston)
Dustin Williams (Channahan)

Indiana – 3
Justin Hutton (Hammond)
Brandon Lesniewski (Highland)
Joe Schuler (Evansville)

Iowa – 1
Nate VanSickel (Moulton)

Kentucky – 45
Ricky Abren (Hopkinsville)
Travis Atwell (Lewisport)
Trey Barclay (Mayfield)
Arliss Beach (Ashland)
Taylor Begley (Danville)
William Blair (Brodhead)
Brad Booker (Smith's Grove)
Shane Boyd (Lexington)
Joe Brady (Ft. Mitchell)
Daniel Burnett (Lexington)
Keenan Burton (Louisville)
Ryan Byars (Lexington)
Jeremy Caudill (Martin)
Jason Dickerson (Elizabethtown)
Randy Driver (Glasgow)
Clem Fennell (Ft. Thomas)
Scott Fryman (Cold Springs)
Monquantae Gibson (Louisville)
Russell Goodwin (Louisville)
Dallas Greer (Pineville)
Clay Greunke (Radcliff)
Justin Haydock (Louisville)
Deion Holts (Bowling Green)
Andrew Hopewell (Harrodsburg)
Daniel Hopewell (Harrodsburg)
Matt Huff (Louisville)
Dominic Lewis (Radcliff)
John Logan (Lexington)
Jared Lorenzen (Ft. Thomas)
Maurice Marchman (Louisville)
Mike McDonald (Independence)
Jess Meloche (Ft. Thomas)
Kurt Myers (Brandenburg)
Will Noble (Winchester)
Gerad Parker (Louisa)
Justin Rzepka (Bowling Green)
Bo Smith (Owensboro)
Jacob Steuber (Hebron)
Jacob Tamme (Danville)
Anthony Thornton (Louisville)
Manny Thurman (Lexington)
Jose Walker (Harrodsburg)
Durrell White (Middlesboro)
Trai Williams (Franklin)
André Woodson (Radcliff)

Louisiana – 2
Bruce Fowler (New Orleans)
Lamar Mills (Slidell)

North Carolina – 2
Tim Funderburk (Charlotte)
Justin Sprowles (Charlotte)

Ohio – 12
Chad Anderson (Canton)
Jeremiah Drobney (Massillon)
Antonio Hall (Canton)
Ronald Johnson (Cleveland)
Johnny Knight II (East Cleveland)
Rocco Maragas (Canton)
Ellery Moore (Massillon)
Eric Ogletree (Cincinnati)
Brian Pickard (Dublin)
Joe Razzano (Milford)
Jason Rollins (Mt. Vernon)
Adam Tom (Bellefontaine)

Oklahoma – 1
Kamaal Ahmad (Edmond)

Ontario – 1
Raymond Fontaine (Ottawa)

Quebec – 1
Alexis Bwenge (St. Apollinaire)

Tennessee – 6
Leonard Burress (Memphis)
Win Gaffron III (Nashville)
Richard Gray (Sevierville)
Clint Ruth (White House)
Keith Shelton (Memphis)
Anthony Stevenson (Memphis)

Texas – 7
Tommy Cook (Victoria)
Dominick DeVastey (Round Rock)
Earven Flowers (Temple)
Trey Mielsch (El Maton)
Nick Seitze (Converse)
Travis Slaydon (Harlingen)
Warren Wilson (Texas City)

Utah – 1
Kurt Jackson (Timpview)

Virginia – 3
Sean Murphy (Big Stone Gap)
Russ Throckmorton (Wytheville)
DeMarcus Wood (Chesapeake)

West Virginia – 1
Karl Booker (Chesapeake)

Wisconsin – 1
Derek Abney (Mosinee)

The Coaches



Rich Brooks was named head coach on Dec. 30, 2002, and introduced to Wildcat fans at a basketball game at Rupp Arena.

Rich Brooks



Rich Brooks, the 1994 National Coach of the Year at the University of Oregon and a former head coach in the National Football League, is the new head coach of the Kentucky Wildcats.

Since his appointment on Dec. 30, 2002, Brooks has calmly directed a whirlwind of activity that put his stamp on the Wildcat football program.

Taking over just five weeks before national signing day, Brooks moved quickly to solidify his recruiting class while assembling a coaching staff. He garnered excellent success on both fronts, adding several more recruits to an already solid class while hiring a staff rich with experience on both the professional and collegiate level.

Brooks also has made himself available to the media and made numerous public appearances in order to begin meeting fans and alumni.

These have been comfortable roles for Brooks, who has 27 years of coaching experience on the collegiate level -- including a groundbreaking 18-year term as head coach at Oregon -- and is a 10-year National Football League coaching veteran.

His most recent coaching assignment was the assistant head coach and defensive coordinator position for the Atlanta Falcons from 1997-2000. The 1998 campaign was the most successful in Falcons' history. With Brooks' defense generating a league-leading 44 takeaways, Atlanta advanced to its only Super Bowl appearance in franchise history.

Late in the '98 season, Brooks took over the team when head coach Dan Reeves developed health problems. Brooks was the interim head coach for the final two games of the regular season, and the Falcons' two wins clinched the division championship and home field advantage in the divisional round of the playoffs. Reeves returned to the sidelines during the playoff games.

Brooks was head coach of the St. Louis Rams in 1995-96. The Rams had a 13-19 record in those two seasons, the team's best two-year stretch since 1989-90. The Rams won only nine games in the two years prior to his arrival and won just nine games in the two years following his departure.

As head coach at the University of Oregon from 1977-94, Brooks won more games than any coach in school history. After taking over a downtrodden program in '77, the milestones came steadily:

- the Ducks' 6-5 record in 1979 was the first winning mark since the 1970 season and Brooks was named Pacific-10 Conference Coach of the Year and the District IX Coach of the Year by the American Football Coaches Association; the school also set a record for average home attendance, the first of four times that mark was shattered under Brooks' leadership;
- back-to-back winning seasons in 1979-80 was the first time that feat had been accomplished in 16 years;
- Oregon reached the national rankings during the 1987 season for the first time in 17 years;
- Oregon defeated Tulsa in the 1989 Independence Bowl, the Ducks' first bowl berth and eight-win season in 26 years;
- Oregon followed with a bid to the 1990 Freedom Bowl, the first back-to-back bowl berths in school history;
- Oregon returned to the Independence Bowl in 1992;
- the 1994 season was Brooks' best; the Ducks captured nine wins, the most since 1948; won the Pacific-10 championship and played in the Rose Bowl for the first time in 37 seasons; Brooks won the Bear Bryant Award as the National Coach of the Year by the Football Writers Association of America, was chosen the Pac-10 Coach of the Year, and became the first

coach in school history to take the Ducks to four bowl games.



Additional achievements at Oregon included Brooks' sterling 14-3-1 record against arch-rival Oregon State in the annual game known as the "Civil War." Oregon also broke various attendance records in six consecutive years from 1987-92, including marks for total home attendance, average home attendance, and single-game attendance. His final 18-year record was 91-109-4, including 39-32 and four bowls in the last six seasons.

Brooks coached many of the top players in school history. When he left the school after the '94 season, he had coached the top three passers in school history, including future NFL performers Chris Miller and Bill Musgrave, and also produced the school's all-time leading rusher. Brooks' Oregon teams featured five first-team All-Americans, 32 first-team all-conference performers, two first-team Academic All-Americans, two winners of the Morris Award (emblematic of the top lineman in the Pacific-10), and 39 NFL draft choices.

Brooks also had strong coaching staffs at Oregon. Three former assistants, Mike Bellotti, Bob Toledo, and Bill Maskill, went on to head coaching positions on the collegiate level and several of Brooks' assistants went on to jobs in the NFL ranks.

In addition to his guidance of the Ducks, Brooks served as a head coach and/or assistant coach in several post-season all-star games, including the East-West Shrine Game, the Blue-Gray Classic, the Senior Bowl, the Hula Bowl, and the Japan Bowl.

Brooks' combination of administrative skills and coaching acumen prompted the University to offer him the dual role of director of athletics and head football coach, which he performed from 1992-94. In recognition of his numerous contributions to the school, Oregon named its football field "Brooks Field" in his honor in 1995.

Born in Forest, Calif., Brooks competed in football, basketball, baseball, track, and boxing at Nevada Union High School in Grass Valley, Calif.

He began his collegiate career at Oregon State from 1959-62 under Coach Tommy Prothro, considered one of the top offensive strategists in the history of football and the man Brooks credits as having the greatest influence on his coaching philosophy.

Brooks was a single-wing tailback on the freshman team, then played defensive back for three years on the varsity. He was a part-time starter as a defensive back as a sophomore, then became a regular starting DB the next two seasons. As a senior, he nabbed five interceptions for a team that went 9-2 and won the Liberty Bowl. He also was a reserve quarterback in addition to playing in the secondary.

He completed his bachelor's degree in 1963 and stayed in Corvallis to work on his master's degree and help coach the OSU freshman team. After completing his master's, Brooks became an assistant coach in 1964 at Norte Del Rio High School in Sacramento, Calif.

In 1965, he returned to his alma mater as an assistant coach. He guided the defensive ends and later the defensive line for a total of five seasons. During that span, OSU had two final rankings in the nation's top 15, finished second in the Pac-8, and Brooks coached All-Americans Jess Lewis and John Sandstrom.

Brooks rejoined Prothro in 1970 as linebackers coach at UCLA, then moved with Prothro to the NFL's Los Angeles Rams in 1971-72 as special teams and fundamentals coach. Brooks returned to Oregon State as defensive coordinator in 1973, then went back to the NFL in 1974-75 as defensive backs and special teams coach for the San Francisco 49ers. He coached linebackers at UCLA in 1976, helping the Bruins to a top-20 final ranking, before accepting the head coaching position at Oregon shortly after the season.

Brooks, 61, and his wife, Karen, have four adult children – daughters Kasey and Kerri and sons Denny and Brady – and four grandchildren.

The Rich Brooks File

Personal

Born: August 20, 1941, in Forest, Calif.

Education

Nevada Union High School, Grass Valley, Calif. (1958)
Oregon State University, bachelor's degree in physical education (1963) and master's in education (1964)

Athletic Experience

Football, basketball, baseball, track and boxing at Nevada Union High School
Defensive back/quarterback at Oregon State, 1959-62

Coaching Experience

1963	Oregon State	Assistant Freshman Coach
1964	Norte Del Rio HS	Assistant Coach
1965-69	Oregon State	Assistant Coach, Defensive Ends and Defensive Line
1970	UCLA	Assistant Coach, Linebackers
1971-72	Los Angeles Rams (NFL)	Assistant Coach, Special Teams and Fundamentals
1973	Oregon State	Assistant Coach, Defensive Coordinator
1974-75	San Francisco 49ers (NFL)	Assistant Coach, Defensive Backs and Special Teams
1976	UCLA	Assistant Coach, Linebackers and Special Teams
1977-94	Oregon	Head Coach
1995-96	St. Louis Rams (NFL)	Head Coach
1997-2000	Atlanta Falcons (NFL)	Assistant Head Coach, Defensive Coordinator

Coaching Honors

1979	Pacific-10 Coach of the Year
	District IX Coach of the Year by the AFCA
	Slats Gill Award as Sportsman of the Year in the state of Oregon
1989	Slats Gill Award as Sportsman of the Year in the state of Oregon
1994	National Coach of the Year (Bear Bryant Award) by the FWAA
	National Coach of the Year by *The Sporting News*
	National Coach of the Year by ESPN/Home Depot
	Pacific-10 Coach of the Year
	Slats Gill Award as Sportsman of the Year in the state of Oregon
1995	Inducted into the Independence Bowl Hall of Fame



Rich Brooks formerly was head coach of the St. Louis Rams and also served as defensive coordinator for Atlanta when the Falcons advanced to the Super Bowl. As head coach at Oregon, he was named National Coach of the Year when he led the Ducks to the Rose Bowl.

What They're Saying About Rich Brooks

"Coach Brooks has a tremendous desire to win and is one of the most competitive men you'll ever meet. Every time I play golf with him or have the opportunity to talk with him, you can tell that fire is there and burning. He's an honest man. He treats players with the utmost respect and he's a man's man. He will really care about those kids. I'm thrilled that he's getting this opportunity and I think he'll do a great job at Kentucky."

— Chris Miller,
former University of Oregon and NFL quarterback

"His personal conduct through his lengthy coaching career was beyond reproach."

— Brooks Hatch,
sportswriter for the Corvallis Gazette-Times,
in a column published Dec. 4, 2002

"I have known Rich Brooks for a long time. He is an outstanding coach and a credit to our profession. My wife and I and have spent some time with Rich and his wife over the years and they are a delight to be around. Kentucky is lucky to have Rich."

— Joe Paterno, Penn State Head Coach

"Coach Brooks is the reason that Oregon is a national power. He built that program and turned it around. He is tough, honest, straightforward, hard-working … The Xs and Os speak for themselves. Look what he did at Atlanta, taking that team to the Super Bowl. He also set the table for the success at St. Louis."

— Dan Fouts,
NFL Hall of Fame quarterback
and current ABC college football analyst

"I've known Rich Brooks for the past 20 years and he's a mighty easy person to like. He did a fantastic job at Oregon. He has great camaraderie with his players. His coaching style will be an excellent fit at Kentucky. I think there will be a lot of happy Kentucky fans."

— Bobby Bowden,
Florida State Head Coach

"Rich Brooks is a long time associate in the American Football Coaches Association and is an outstanding leader in our profession. His will to succeed and to be a successful football coach is a well-known fact. With his leadership, he will bring the University of Kentucky instant credibility and instant success."

— Grant Teaff,
President of the American Football Coaches Association

Year-by-Year Head Coaching Record

College

Year	School	Record
1977	Oregon	2-9
1978	Oregon	2-9
1979	Oregon	6-5
1980	Oregon	6-3-2
1981	Oregon	2-9
1982	Oregon	2-8-1
1983	Oregon	4-6-1
1984	Oregon	6-5
1985	Oregon	5-6
1986	Oregon	5-6
1987	Oregon	6-5
1988	Oregon	6-6
1989	Oregon	8-4
Independence Bowl		
1990	Oregon	8-4
Freedom Bowl		
1991	Oregon	3-8
1992	Oregon	6-6
Independence Bowl		
1993	Oregon	5-6
1994	Oregon	9-4
Rose Bowl		
Totals	18 Seasons	91-108-4
Four bowls		

National Football League

Year	Team	Record
1995	St. Louis	7-9
1996	St. Louis	6-10
Totals	**Two Seasons**	**13-19**



Rich and Karen Brooks

Quoting the NFL on Rich Brooks

Dan Reeves
Head Coach, Atlanta Falcons

"I've worked with a lot of great coaches in my career and none that I respect any more than Rich Brooks. Rich did a great job of putting together a defense that led us to a Super Bowl. He has a great feel for the game, but most importantly, a feel for his players. He was tough, but yet was very fair and therefore they had a lot of respect for him. I know he will do the same things at Kentucky. Rich Brooks is a winner."

Dick Vermeil
Head Coach, Kansas City Chiefs

"Rich Brooks and I worked together as assistant coaches on both the Division I level at UCLA and also in the NFL. I considered Rich an outstanding football coach at that time and do so today. Rich went on to prove how talented he is by doing an unbelievable job as head coach at the University of Oregon. From there he went on to the St. Louis Rams, where he helped form the foundation of my world champion Rams in the 1999 season.

"As a defensive coordinator, Rich was a very significant contributor to the Atlanta Falcons' trip to Super Bowl XXXIII.

"The University of Kentucky is very fortunate to have a man of Rich's experience, talent and leadership skills. You've got a winner in Rich Brooks and in those he will surround himself with."

Terry Donahue
General Manager, San Francisco 49ers

"The University of Kentucky has hired one of the best football coaches in the game. I have tremendous respect for Rich Brooks. He has very strong technical knowledge in all areas of the game. He's a good, sound recruiter. His teams are well-conditioned and very difficult to beat. You have to line up and physically beat one of his teams, because they won't beat themselves.

"One of his strengths is his ability to evaluate and select strong coaches. His track record indicates that he always has hired a very strong coaching staff.

"I'm excited for him and for Kentucky football. I think he'll do a great job."



Mike Archer

Defensive Coordinator



A member of the Kentucky football staff from 1993-95, Mike Archer resigned his position with the Pittsburgh Steelers to return to the Wildcats as defensive coordinator.

Archer had been with Pittsburgh since 1996, spending seven seasons as the Steelers' linebackers coach. He was instrumental in developing that group into one of the top units in the NFL. During Archer's time with the Steelers, Jason Gildon and Levon Kirkland were two-time Pro Bowl selections; Chad Brown and Joey Porter were named to the Pro Bowl one year each; and Kendrell Bell was named National Football League Defensive Rookie of the Year. Pittsburgh led the NFL in rushing defense in 2002 and the Steelers won four divisional championships during Archer's term with the team.

"With Mike Archer's experience as head coach at LSU, an assistant coach in the SEC, and his previous experience at Kentucky, as well as his most recent work with the Pittsburgh Steelers, it is almost overwhelming to me that he would join our staff as defensive coordinator," Coach Rich Brooks said. Archer became an admirer of the 3-4 system of defense while with Pittsburgh and has implemented the scheme at Kentucky. The 2003 season looms as quite a challenge for Archer. In addition to teaching a style that is new to his players, he will be working with a young defensive unit that has lost seven starters each of the previous two seasons and features just two seniors among the current starting lineup.

Archer is a 20-year veteran of collegiate coaching and helped guide his teams to bowl games at every place he coached. He got his start at Miami (Fla.), his alma mater, as a graduate assistant, administrative assistant, and defensive backs coach from 1976-83. During his five seasons as a full-time assistant, the Hurricanes went 41-16 and won the 1983 national championship.



Archer moved to Louisiana State in 1984, coaching defensive backs that season and serving as defensive coordinator the next two years. In his three seasons as an LSU assistant, the Tigers were 26-8-2 and played in three bowl games.

Archer became the youngest Division I-A head coach in the nation in 1987 when he was named the head man of the Tigers. In four seasons, he led LSU to a 27-18-1 mark, going to two bowl games and winning the 1988 Southeastern Conference championship.

After leaving LSU, Archer coached linebackers for two seasons at Virginia, going to one bowl game. He was defensive coordinator at Kentucky from 1993-95. His '93 defense posted shutouts over Kent and Ole Miss and held two other opponents, Vanderbilt and East Carolina, without an offensive touchdown as the Wildcats advanced to the Peach Bowl.

"I'm looking forward to coaching in college again and I'm also eager to work with Coach Brooks," Archer said. "The opportunity to coach in the SEC, and the challenge that presents each and every week, is exciting to me, our coaches, and our players."

Born in State College, Pa., Archer was a three-year letterman at Miami as a defensive back and punter. He started at safety for two seasons, and as a senior, was named the team's scholar-athlete of the year.

Archer and his wife, Barbara, have two children. A son, Jeff, is a junior pitcher on the Kentucky baseball team. A daughter, Betsy, plans to enroll in UK in the fall of 2003.

Archer's Coaching Experience

Year	School/Team	Position
1976-77	Miami (Fla.)	Graduate Assistant
1978	Miami (Fla.)	Administrative Assistant
1979-83	Miami (Fla.)	Assistant Coach (Defensive Backs), two bowl games, one national championship
1984	Louisiana State	Assistant Coach (Defensive Backs), one bowl game
1985-86	Louisiana State	Assistant Coach (Def. Coordinator, Def. Backs) two bowl games, one SEC championship
1987-90	Louisiana State	Head Coach, two bowl games, one SEC Championship
1991-92	Virginia	Assistant Coach (Linebackers), one bowl game
1993-94	Kentucky	Assistant Coach (Def. Coordinator, Linebackers), one bowl game
1995	Kentucky	Assistant Head Coach (Def. Coordinator, Linebackers)
1996-2002	Pittsburgh Steelers (NFL)	Assistant Coach (Linebackers), four NFL playoffs

Steve Brown

Defensive Backs



As a 14-year playing and coaching veteran of the National Football League, and as a former player and coach under Rich Brooks, Steve Brown was an obvious choice to join the Kentucky coaching staff and lead the Wildcat defensive backs.

"Having played and coached at the highest level, Steve understands the mental and physical skills needed to play in the defensive secondary," Brooks said. "He is a bright, articulate coach who can communicate his knowledge to the people he coaches."

Player development was an immediate need in Brown's first spring practice with the Kentucky defensive backs. Two of the most pleasant developments of the spring were the move of junior Earven Flowers to cornerback and the emergence of sophomore Muhammad Abdullah at free safety. The secondary does have two returning starters, senior cornerback Leonard Burress and junior strong safety Mike Williams.

Brooks and Brown first became acquainted during the collegiate recruiting process, when Brown went to Oregon to play for the Ducks. He was a four-year letterman from 1979-82 as a defensive back and kick returner. He was a four-year choice as All-Pacific 10, first team as a senior, second team as a junior, and honorable mention as a freshman and sophomore. He played in the Hula Bowl following his senior year.

Brown was a third-round draft pick by the Houston Oilers in 1983. He played eight years for the Oilers (1983-90) as a cornerback and kick returner. He was named to the NFL All-Rookie Team by *Pro Football Weekly* in 1983 and was chosen the AFC Defensive Player of the Week in the '85 season. Houston advanced to the playoffs in each of his final four seasons. He joined the San Francisco 49ers in 1991 but retired because of injury.

After three years in private business, Brown returned to football when Brooks hired him for the coaching staff of the St. Louis Rams. Brown was a defensive assistant in 1995. He was promoted to cornerbacks coach in 1996-97, then was given responsibility for the entire secondary from 1998-2000.

In the 1999 season, the Rams intercepted 29 passes, the fourth-highest total in franchise history, and Todd Lyght became the first Rams defensive back to earn a Pro Bowl berth in 10 years. The season was capped with a 23-16 win over Tennessee in the 2000 Super Bowl. St. Louis also qualified for the playoffs following the 2000 season.

When Brooks called Brown again, this time to join the coaching staff at Kentucky, Brown was eager to rejoin his former coach.

"First, and foremost, (my reason for coming to Kentucky) is Rich Brooks," Brown said. "He's a fine man. I met him when I was 18. Everything he told me then was the truth and everything he told me would happen came true. Since then he's had a dear spot in my heart.

"When I played pro ball and coached, there was a lot of bragging about which was the best conference. The Southeastern Conference players always talked about how good their league is. The SEC is, without a doubt, one of the strongest conferences and I wanted to come here and experience what they were talking about."

Brown and his wife, Michele, have two sons, Cole and Jared. Brown graduated from Oregon with a degree in English literature.

Brown's Coaching and Playing Experience

Year	School/Team	Position
1983-90	Houston Oilers (NFL)	Cornerback, four playoffs
1995	St. Louis Rams (NFL)	Assistant Coach (Defensive Assistant)
1996-97	St. Louis Rams (NFL)	Assistant Coach (Cornerbacks)
1998-2000	St. Louis Rams (NFL)	Assistant Coach (Secondary), two playoffs, one Super Bowl championship

Ron Caragher

Running Backs



Rich Brooks' Kentucky coaching staff was completed last January with the hiring of Ron Caragher as running backs coach of the Wildcats.

Caragher will have to deal with significant inexperience in his first season with the UK backs following the departure of both starters from 2002, including Artose Pinner, the leading rusher in the Southeastern Conference.

One to look ahead instead of looking behind, Caragher went at his task with energy and enthusiasm in spring practice. With the top three slots at tailback and top two fullbacks manned solely by freshmen and sophomores, the Wildcat runners made great improvement in the spring. The goal for the coming season will be to build a competent running game that will keep opposing defenses from keying on the UK passing attack.

Caragher also has expertise with punters and kickers and was significantly involved in special teams play during the spring.

Caragher (pronounced "CARE-ah-ger") was on the UCLA staff from 1994-2002, including the last seven as coach of the Bruins' wide receivers and kickers. He coached in five bowl games during his term there, including the Aloha, Cotton, Rose, Sun, and Las Vegas bowls, and Caragher coached some of the top pass catchers in school history.

"I'm excited to add a young coach who has had great recruiting success at UCLA and is an outstanding coach as well," Brooks said. "He's worked for (UCLA head coaches) Terry Donahue and Bob Toledo and he brings a vast knowledge of offensive football. He's also worked with kickers and punters most of his career and can also help us in those areas."

Under Caragher's direction, Danny Farmer became the school's all-time leader in receiving yardage during the 1999 season. In 2000, Freddie Mitchell was a finalist for the Biletnikoff Award while setting a school record with 1,494 receiving yards. In 2001, Brian Poli-Dixon reached the top five in school history in receptions and yardage. Farmer is now a three-year veteran for the Cincinnati Bengals of the National Football League and Mitchell has played two seasons for the Philadelphia Eagles.

Caragher also showed his coaching acumen in the development of Drew Bennett. A quarterback his first four years at UCLA, Bennett switched to wide receiver in his senior year in 2000. After playing one season as a wide receiver, he was signed as a free agent by the Tennessee Titans, won a spot on the roster, and is now a two-year veteran of the NFL.

As kicking coach, Caragher helped punter Nate Fikse earn all-conference honors three straight seasons. Chris Sailor was an All-American and a Lou Groza Award finalist in 1997.

A native of Morgan Hill, Calif., Caragher was a four-year letterman as a backup quarterback at UCLA. He was a part of teams that won four consecutive bowl games. He worked in private business for three years before entering coaching.

"I am very excited about the opportunity to work on Coach Brooks' staff. I've always had great respect for Coach Brooks and his teams," Caragher said. "I'm equally excited to be a part of the University of Kentucky. Its rich tradition, commitment to excellence, and supportive fans make it one of the premier universities in the country."

Caragher and his wife, Wendy, have three sons, Josh, Ryan, and Scott.



Caragher's Coaching Experience

Year	School/Team	Position
1994-95	UCLA	Graduate Assistant, one bowl game
1996-2002	UCLA	Assistant Coach (Wide Receivers, Kickers/Punters), four bowl games

Paul Dunn

Running Game Coordinator/Offensive Line



Paul Dunn, running game coordinator and offensive line coach for one of the most formidable attacks in college football at Kansas State, has moved to the Kentucky coaching staff in the same roles.

Dunn was the offensive line coach at K-State the last five years and was running game coordinator for the past four seasons. His O-Lines provided the power plants for KSU teams that posted a 50-14 record, including four 11-win seasons and four top-10 finishes in the season-ending Associated Press poll. Kansas State advanced to the Cotton Bowl, Alamo Bowl, Insight.com Bowl, and two Holidays Bowls during his term on the staff.

Dunn's line spearheaded an offense that ranked second in the nation in scoring in 2002, averaging 44.8 points per game en route to an 11-2 record. As running game coordinator, he oversaw Josh Scobey setting the single-season school rushing record in 2001; in 2002, the single-season rushing record was shattered again, this time by Darren Sproles. In the 2000 season, K-State ranked sixth nationally in scoring offense (39.5 ppg) and the line surrendered just nine quarterbacks sacks. In 1999, the Wildcats were third nationally in scoring (39.4 ppg) and the '98 squad paced the nation with 48.0 points per game.

Dunn had three linemen, Ryan Young, Randall Cummins, and Andy Eby, garner third-team All-America honors. In addition, Nick Leckey was named first-team All-America by CNNSI.com in 2002 and will be a candidate for the Outland Trophy in 2003.

Now in his first season at Kentucky, Dunn has the benefit of five returnees who have been starters during their careers and have a combined 86 starting assignments. Right tackle Antonio Hall was a first-team All-Southeastern Conference selection last season and is on the preseason watch list for the Lombardi Award. Center Nick Seitze is on the preseason watch list for the Dave Rimington Trophy.

Dunn's job for 2003 is to mold that group into a cohesive unit. With an eye on the future, he also must develop depth in the line as three of the current projected starters are seniors.

"Paul's offensive lines have been outstanding pass blockers and aggressive in run blocking," Brooks said. "He coaches the combination of run blocking and pass blocking techniques as well as any coach I've seen. His experience in having coached in this area (Cincinnati) and in the Southeastern Conference (Vanderbilt) also is a plus."

Dunn coached at Cincinnati in 1994-95 before going to Vanderbilt for two seasons.

A native of Philadelphia, Pa., Dunn was a member of five bowl teams as a player at the University of Pittsburgh and was a part-time starter for three seasons for the Panthers. The 1980 and 1981 Pittsburgh teams were named national champions by at least one selector. His college roommate was star quarterback Dan Marino.

Dunn began his coaching career as a graduate assistant for one year, then spent two seasons as a GA under Joe Paterno at Penn State.

Dunn's first full-time assignment came at Edinboro (Pa.) University, where he spent three seasons. He coached at Rutgers in 1989, then moved to Maine in 1990-93. He has been an offensive line coach throughout his career.

"It's a privilege and an honor to work for Coach Brooks and return to the Southeastern Conference. I'm very excited about that," Dunn said. "While I was at Vanderbilt, I always thought that Kentucky was a sleeping giant. I'm extremely excited to be here."

Dunn and his wife, Melody, have three children, Katlyn, Casey, and Kelsey.



Dunn's Coaching Experience

Year	School/Team	Position
1983	Pittsburgh	Graduate Assistant, one bowl game
1984-85	Penn State	Graduate Assistant, one bowl game
1986-88	Edinboro	Assistant Coach (Offensive Line)
1989	Rutgers	Assistant Coach (Offensive Line)
1990-93	Maine	Assistant Coach (Offensive Line)
1994-95	Cincinnati	Assistant Coach (Offensive Line)
1996-97	Vanderbilt	Assistant Coach (Offensive Line)
1998-2002	Kansas State	Assistant Coach (Offensive Line), five bowl games

Michael Gray

Defensive Line



Michael Gray, who has won four Grey Cup championships as a player and coach in the Canadian Football League, and has helped coach a Fiesta Bowl champion, will coach the defensive line at Kentucky.

Gray spent spring practice helping his charges adjust to the new 3-4 defensive system after having played a four-man front previously. The Wildcat D-Line shapes up to be one of the strengths of the team. Senior end Jeremy Caudill and junior end Vincent "Sweet Pea" Burns, a second-team All-Southeastern Conference selection last season, are proven performers. With the help of Gray's coaching, redshirt freshman nose tackle Lamar Mills was perhaps the most pleasant surprise of spring practice, as he emerged to battle capable veteran Ellery Moore at that position.

Gray comes to Kentucky from Oregon State, where he coached the defensive line for the last six years under head coaches Mike Riley and Dennis Erickson. OSU went to bowl games in three of his last four seasons, the most successful stretch in school history. Included were trips to the Oahu Bowl, Fiesta Bowl, and Insight.com Bowl. The 2000 team won the most games in OSU history, with an 11-1 record, capped by a 41-9 thrashing of Notre Dame in the Fiesta Bowl.

While at OSU, Gray coached defensive end DeLawrence Grant, a third-round pick of the Oakland Raiders in 2000; LaDairis Jackson, a free-agent signee with Seattle in 2001; and defensive tackle Eric Manning, a first-team All-Pac-10 selection in 2001 and 2002.

"Michael's defensive lines at Oregon State have been outstanding," Brooks said. "He has the ability to recruit, teach, and communicate. As a player, he was dedicated and hard-working, always a student of the game. I have followed him throughout his career and become more and more impressed."

Gray and Brooks first met in 1981 when Gray signed with Oregon. A native of Baltimore, Md., Gray was a junior college All-American at West Hills College in Coalinga, Calif. He was a two-year letterman as a defensive tackle for Oregon in 1981-82.

Gray went on to an eight-year playing career in the Canadian Football League. He was the CFL's Most Outstanding Rookie in 1985 and played on three Grey Cup championship teams, 1985 with British Columbia, and 1988 and 1990 with Winnipeg. He was the defensive MVP of the '88 championship game. He was a two-year pick on the CFL all-conference teams.

Following his playing career, Gray went into coaching immediately. He spent 1993-94 with British Columbia, coaching the defensive line as the squad captured the '94 Grey Cup title, his fourth as either a player or coach.



He broke into the collegiate ranks as the D-Line coach at Weber State in 1995. Gray rejoined Brooks as a defensive assistant coach in 1996 with the NFL's St. Louis Rams.

Gray and his wife, Susan, have a son, Parker.

"I came to Kentucky because of Rich Brooks and (director of athletics) Mitch Barnhart," said Gray. "With those two, I know the kind of people I'm working with and I know that it will be a quality situation.

"Plus, it's a chance to move closer to my family on the east coast and I'm excited about getting to coach in the Southeastern Conference."

Gray's Coaching and Playing Experience

Year	School/Team	Position
1985-86	British Columbia (CFL)	Defensive Lineman, one Grey Cup championship
1987-92	Winnipeg (CFL)	Defensive Lineman, two Grey Cup championships
1993-94	British Columbia (CFL)	Assistant Coach (Defensive Line) one Grey Cup championship
1995	Weber State	Assistant Coach (Defensive Line)
1996	St. Louis Rams (NFL)	Assistant Coach (Defensive Assistant)
1997-2002	Oregon State	Assistant Coach (Defensive Line), three bowl games

Ron Hudson

Offensive Coordinator/Quarterbacks



Ron Hudson, whose Kansas State offenses were among the national leaders for scoring and set Big XII and school records for rushing and passing, will occupy the same role at Kentucky as offensive coordinator and quarterbacks coach.

"Ron has one of the better 'passing minds' that I've been around and the ability to adapt to personnel," Brooks said. "He has the ability to look at talent and utilize it so that he gets the most out of his players. A lot of what Kansas State has accomplished in the last eight years has his fingerprints on it.

"I've known Ron since he was on my original staff at Oregon and we've been close since then. He is a person of tremendous integrity, with a very strong commitment to the student-athlete."

Hudson served as passing game coordinator and quarterbacks coach in 1995-96, then had the offensive coordinator and QB coach duties from 1997-2002. Kansas State compiled an 80-20 record during those eight seasons, including a total of eight trips to the Fiesta, Cotton (twice), Holiday (three times), Alamo, and Insight.com bowls. The Wildcats were in the top 10 of the final Associated Press poll in six of the eight years.

Hudson made an immediate impact on his arrival. In 1995, Kansas State set a school record with 27 touchdown passes. Quarterback Matt Miller threw 22 of those TDs, setting the Big Eight record for TD passes in a season.

Following the departure of Miller, Hudson's quarterbacks continued to succeed. Brian Kavanagh and Michael Bishop were second-team All-Big 12 in 1996 and 1997, respectively. Bishop had a giant season in 1998, breaking Miller's Big 12 record with 23 touchdown passes, winning the Davey O'Brien National Quarterback Award, and finishing second in the Heisman Trophy balloting.

Kansas State led the nation in scoring in 1998, averaging 48 points per contest KSU was third in scoring in 1999 with 39.4 points per game. The Wildcats were sixth nationally in scoring in 2000 with 39.5 ppg, as QB Jonathan Beasley tied the school career record with 59 total touchdowns (33 passing, 26 rushing). The Wildcats were second nationally in scoring in 2002 with 45.8 points per game.



Hudson is now coaching another breed of Wildcats, this time at Kentucky. In his first season at UK, Hudson guides an offense with seven returning starters, along with a pair of veteran quarterbacks in senior Jared Lorenzen and junior Shane Boyd.

Hudson comes to Kentucky with 34 years of coaching experience, including 33 seasons in the Division I-A ranks. He began his coaching career as a graduate assistant at California (his alma mater) and Stanford. Successive stops as a full-time assistant coach took him to California, Oregon, UCLA, Notre Dame, the Memphis Showboats of the United States Football League (USFL), Illinois, Ohio State, and Kansas State. Brooks and Hudson first worked together in 1977-78 when Hudson was part of Brooks' staff at Oregon.

Additional notables who have played for Hudson include quarterback Steve Beuerlein at Notre Dame, running back Freeman McNeil at UCLA, wide receiver Wesley Walker at California, quarterback Kent Graham at Ohio State, and current ESPN "College Football Gameday" analyst Kirk Herbstreit at Ohio State.

Born in Oakland, Calif., Hudson competed in basketball, track, and rugby during his undergraduate career at Diablo Valley College and the University of California. He also played football in the Marine Corps.

Hudson is married to the former Melissa Roth.

Hudson's Coaching Experience

Year	School/Team	Position
1969-70	California	Graduate Assistant
1971	Stanford	Graduate Assistant, one bowl game
1972-76	California	Assistant Coach (Wide Receivers)
1977-78	Oregon	Assistant Coach (Running Backs)
1979-81	UCLA	Assistant Coach (Running Backs)
1982-85	Notre Dame	Assistant Coach (Off. Coordinator/Quarterbacks), two bowl games
1986	Memphis Showboats (USFL)	Assistant Coach (Quarterbacks and Receivers)
1987	Illinois	Assistant Coach (Running Backs)
1988-94	Ohio State	Assistant Coach (Quarterbacks/Running Backs), six bowl games
1995-96	Kansas State	Assistant Coach (Passing Game Coordinator and Quarterbacks), two bowl games
1997-2002	Kansas State	Assistant Coach (Offensive Coordinator and Quarterbacks), six bowl games

Ron McBride

Linebackers



Ron McBride, who built the University of Utah into a force on the collegiate football scene during the last 13 years, has joined Rich Brooks' staff as an assistant coach in charge of linebackers.

McBride has a major challenge in his first season with Kentucky. The Wildcats will play with four linebackers in the new 3-4 defensive scheme but there are no returning starters available. UK's inexperienced group of linebackers has only one player who is not a freshman or sophomore; in addition, two of his projected starters were defensive ends last year.

However, with his eyes on the goal and not the obstacles, McBride went to work in spring practice. By the end of spring, the young linebackers had made excellent progress and McBride looks forward to further improvement this fall.

As head coach at Utah from 1990-2002, McBride compiled an 88-63 record, the second-highest win total in school history. When it comes to post-season play, McBride stands alone in Utah history. In the first 97 years of Utah football, the school played in just three bowl games. In 13 years under McBride, the Utes played in six bowl games, including bowl victories over Southern California, Arizona, and Fresno State.

Utah's best season under McBride came in 1994, when the Utes won a school-record 10 games and attained their highest post-season rankings in school history – No. 8 in the *USA Today*/ESPN poll and No. 10 in The Associated Press. The icing on the cake was a win over Arizona in the Freedom Bowl.

In conference games, Utah was 58-42 under McBride and won a share of two conference championships. In 1995, Utah tied for the Western Athletic Conference championship and in '99 the Utes tied for the inaugural Mountain West Conference title.

McBride's teams also fared well in rivalry games. Utah dominated the Utah State series, 11-2, while holding their own against perennial power Brigham Young. The Utes won six of their last 11 against BYU after losing 16 of 18 in the years before McBride took over the program.

McBride sent a steady stream of players into the National Football League. Some of the more notable performers have included All-Pro running back Jamal Anderson of the Atlanta Falcons; Denver Broncos running back Mike Anderson, the 2000 NFL Offensive Rookie of the Year; Kevin Dyson, the first wide receiver taken in the 1998 NFL Draft, who started for the Tennessee Titans in the 2000 Super Bowl; Luther Eliss, All-Pro defensive lineman for the Detroit Lions; and the Charlotte Panthers' Steve Smith, who led the NFL in kickoff returns in 2001 and was the only rookie named to the Pro Bowl team. McBride also recruited and coached offensive tackle Jordan Gross, the No. 8 pick in the first round of the 2003 NFL Draft.

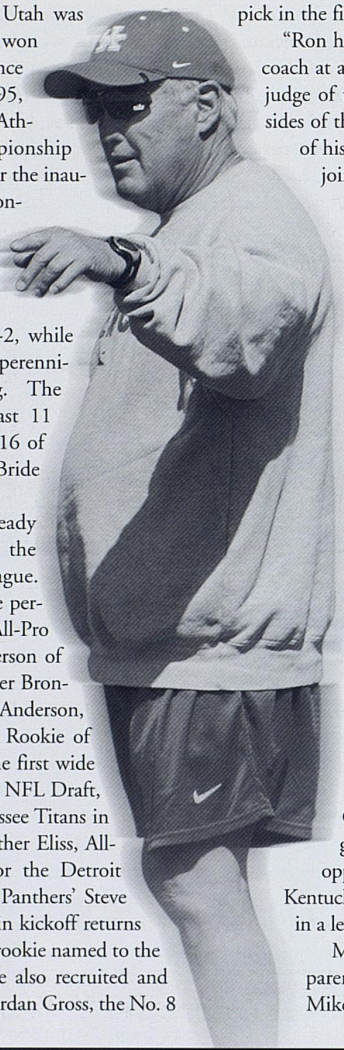

"Ron has established himself as a successful coach at all levels," Brooks said. "He's a great judge of talent as well as innovative on both sides of the ball. I'm very pleased that a man of his experience and talent has agreed to join our staff."

An all-city football and baseball standout at Los Angeles (Calif.) South Gate High School, McBride went on to San Jose State, where he became team captain as a senior while playing football from 1959-62. He later played professional football with the San Jose Apaches of the USA League.

McBride began his collegiate coaching career at San Jose State in 1965. Successive stints as an assistant coach took him to high school, junior college, California-Riverside, California State-Long Beach, Utah, Wisconsin, Utah again, and Arizona, before landing the head coaching job with the Utes.

"While I was at Utah, I developed a great respect for Coach Brooks when we played and recruited against his Oregon teams," McBride said. "Everybody who has worked for Coach Brooks has had nothing but good things to say and I wanted the opportunity to do that. I believe that Kentucky will be a fun place to coach and is in a league in which I would like to coach."

McBride and his wife Vicky are the parents of four adult children, Danny, Mike, Jill, and Kelly.

McBride's Coaching Experience

Year	School/Team	Position
1965	San Jose State	Freshman Coach (Defensive Coordinator, Linebackers)
1966-68	Piedmont Hills HS	Assistant Coach (Defensive Coordinator)
1969-71	Gavilan Junior College	Assistant Coach (Offensive Coordinator, Offensive Line)
1972-73	California-Riverside	Assistant Coach (Offensive Coordinator, Offensive Line)
1974-76	California State-Long Beach	Assistant Coach (Offensive Coordinator, Offensive Line)
1977-82	Utah	Assistant Coach (Offensive Coordinator, Offensive Line)
1983-84	Wisconsin	Assistant Coach (Offensive Line), one bowl game
1985-86	Utah	Assistant Coach (Offensive Line)
1987-88	Arizona	Assistant Coach (Offensive Line)
1989	Arizona	Assistant Head Coach (Offensive Line), one bowl game
1990-2002	Utah	Head Coach, six bowl games

Steve Ortmayer

Assistant Head Coach/Special Teams Coordinator/Tight Ends



Steve Ortmayer, a 25-year veteran of the National Football League who also has eight years of collegiate experience, will perform multiple duties on the new Kentucky football staff, including assistant head coach, special teams coordinator, and tight ends coach.

"I'm excited to be able to add a man with the background and experience that Steve Ortmayer brings to the University of Kentucky," Coach Rich Brooks said. "I can't imagine a more qualified special teams coach who has achieved his level of success. His personnel and administrative background will be an asset to our program."

Ortmayer has had to hit the ground running during his first year at Kentucky. As special teams coordinator, he is developing replacements for two key performers who have departed – All-America punter Glenn Pakulak and the long snapper for punts and placekicks. In addition, he is working with an inexperienced group of tight ends after the graduation of the starter at that position.

Ortmayer has plenty of experience to handle those tasks, as well as his off-the-field administrative responsibilities. His 25 years in the NFL includes 18 seasons as special teams coach and 19 years as director of football operations. Obviously, he held dual roles during much of his time in the NFL, a testament to his energy, efficiency, and organizational ability.

Ortmayer spent the majority of his NFL career with the Oakland/Los Angeles Raiders and coached the special teams for the 1981 and 1984 Super Bowl champions. He also coached special teams with the Kansas City Chiefs and Green Bay Packers and held administrative positions with the San Diego Chargers and St. Louis Rams. It was in St. Louis that Brooks and Ortmayer worked together for the first time.

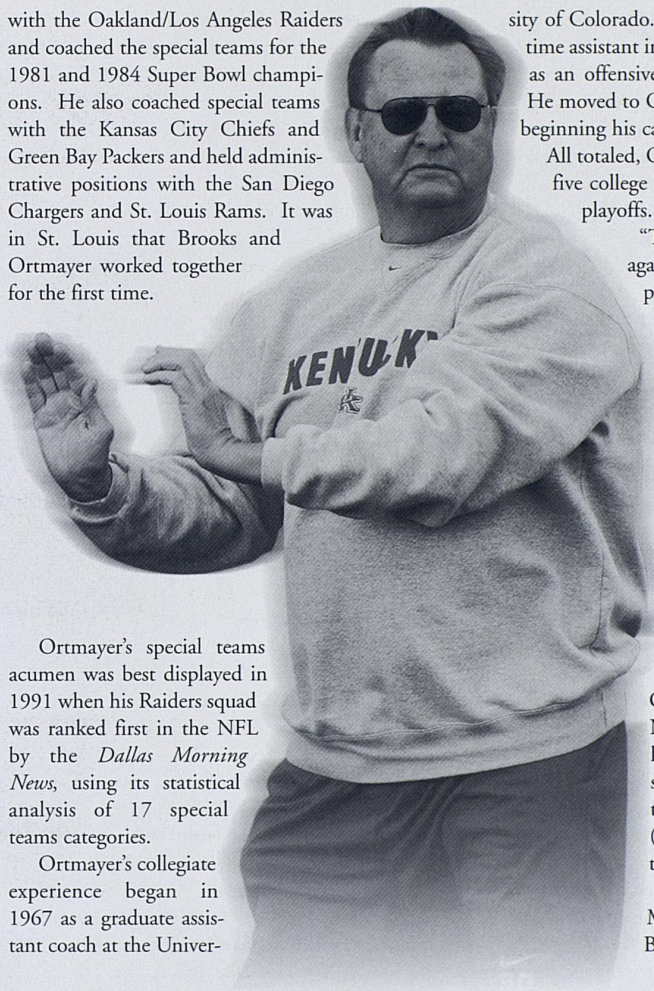

Ortmayer's special teams acumen was best displayed in 1991 when his Raiders squad was ranked first in the NFL by the *Dallas Morning News*, using its statistical analysis of 17 special teams categories.

Ortmayer's collegiate experience began in 1967 as a graduate assistant coach at the University of Colorado. He was promoted to full-time assistant in 1968 and spent six seasons as an offensive and defensive line coach. He moved to Georgia Tech in 1974 before beginning his career in pro football.

All totaled, Ortmayer has participated in five college bowl games and eight NFL playoffs.

"The excitement of working again with Rich Brooks is a paramount reason for me," said Ortmayer of his decision to come to Kentucky. "Seeing how enthused Rich is about working with a school that has the history and tradition of the University of Kentucky is very exciting for me. I truly enjoyed my eight years in college coaching and am very much looking forward to returning to college football."

Born in Painesville, Ohio, Ortmayer grew up in Nashville, Tenn., and Dallas, Tex. He played one season at Vanderbilt before transferring to La Verne (Calif.) College and playing three seasons there.

Ortmayer and his wife, Merylee, have two sons, Beau and Cody.

Ortmayer's Coaching Experience

Year	School/Team	Position
1967	Colorado	Graduate Assistant, one bowl game
1968-73	Colorado	Assistant Coach (Offensive Line, Defensive Line), four bowl games
1974	Georgia Tech	Assistant Coach (Offensive Line)
1975-77	Kansas City Chiefs (NFL)	Assistant Coach (Special Teams Coordinator)
1978	Oakland Raiders (NFL)	Director of FB Operations
1979-86	Oakland/Los Angeles Raiders (NFL)	Director of FB Operations (Asst. Coach, Special Teams Coord.), five playoffs, two Super Bowl titles
1987-89	San Diego Chargers (NFL)	Director of Football Operations
1990-94	Los Angeles Raiders (NFL)	Director of Football Operations (Assistant Coach, Special Teams Coordinator), three playoffs
1995-96	St. Louis Rams (NFL)	Vice President for Football Operations
1997-98	St. Louis Rams (NFL)	Consultant to the Team President
1999	Green Bay Packers (NFL)	Assistant Coach (Special Teams Coordinator)
2000-01	Memphis Maniax (XFL)	Director of Player Personnel

Joker Phillips

Recruiting Coordinator/Wide Receivers



A familiar face on the new coaching staff is Joker Phillips, who returns to Lexington as Kentucky's recruiting coordinator and wide receivers coach.

Phillips played for Kentucky from 1981-84 and was on the football staff from 1988-96. As a player, Phillips helped lead the Wildcats to appearances in the Hall of Fame Bowl in his junior and senior seasons. He finished his playing days tied for fifth on the UK career receiving list with 75 catches for 935 yards and nine touchdowns. He went on to play a total of three professional seasons with the Washington Redskins of the National Football League and with Toronto of the Canadian Football League.

Phillips began his coaching career at his alma mater as a graduate assistant in 1988-89. In 1990, he served as an assistant recruiting coordinator. He was a full-time assistant coach, in charge of the wide receivers, from 1991-96. Under Phillips' guidance, in 1991 wide receiver Neal Clark broke the school single-season record for pass receptions with 47 catches. Clark's mark stood for six years. Another protégé, Kio Sanford, set three Southeastern Conference records for kickoff returns in 1994. The SEC's all-time leading receiver, Craig Yeast, played his first two seasons under Phillips in 1995-96.

"I first met Joker Phillips in an Atlanta Falcons training camp as part of the NFL internship program," Coach Rich Brooks said. "I was extremely impressed with his knowledge, personality, and commitment to becoming a great football coach. I followed him after that and I've never had anyone say anything but absolute praise for his coaching and recruiting abilities.

"I'm very pleased that we're able to bring him back to his alma mater."

The addition of Phillips has been widely acclaimed by the public and media. Having grown up, played high school and college football, and recruited extensively in Kentucky, he is well-known and highly popular in the Commonwealth. He will play a central role in helping Brooks' staff develop positive relationships with the high school coaches in the state.

Phillips also is well-versed in his responsibilities as wide receivers coach. He worked hard in the spring to help develop UK's young receivers and complement veteran performers Derek Abney, Chris Bernard, and Tommy Cook.

Phillips returns to UK from South Carolina, where he coached the wide receivers during the 2002 season. Gamecock newcomer Troy Williamson had an outstanding rookie campaign, earning consensus SEC All-Freshman honors.



Since his departure from Kentucky, he also has coached at Cincinnati (1997-98), Minnesota (1999-2000), and Notre Dame (2001). At Minnesota, Phillips guided first-team All-Big 10 wide receiver Ron Johnson, now with the NFL's Baltimore Ravens. Although he spent only one season with the Fighting Irish, Phillips placed two wideouts in the NFL, Javin Hunter with Baltimore and David Givens with New England.

As a coach, four of his teams have gone to bowl games, including Kentucky to the 1993 Peach Bowl, Cincinnati to the 1997 Humanitarian Bowl and Minnesota to the 1999 Sun Bowl and Micronpc.com Bowl (2000).

"I've been coaching around the country the last few years, but Kentucky always has been close to my heart," said Phillips, a native of Franklin, Ky., who was a three-sport standout at Franklin-Simpson High School. "I'm happy to be back in the Commonwealth and eager to get on the job and continue the progress of Kentucky football."

Phillips is married to the former Leslie Stamatis.

Phillips' Coaching and Playing Experience

Year	School/Team	Position
1985, 87	Washington (NFL)	Wide Receiver
1986	Toronto (CFL)	Wide Receiver
1988-89	Kentucky	Graduate Assistant
1990	Kentucky	Assistant Recruiting Coordinator
1991-96	Kentucky	Assistant Coach (Wide Receivers), one bowl game
1997	Cincinnati	Assistant Coach (Wide Receivers), one bowl game
1998	Cincinnati	Assistant Coach (Defensive Backs)
1999-2000	Minnesota	Assistant Coach (Wide Receivers), two bowl games
2001	Notre Dame	Assistant Coach (Wide Receivers)
2002	South Carolina	Assistant Coach (Wide Receivers)

Jake Cookus

Graduate Assistant/Defensive Backs



Former Oregon State strong safety Jake Cookus begins his first season at Kentucky in the role of graduate assistant coach. Cookus will work with the Wildcats defense and will help coach the secondary.

A native of Roseburg, Oregon, Cookus' stellar football career began in his hometown, where he was a three-sport standout at Roseburg High School. On the gridiron, Cookus excelled at both quarterback and defensive back. In his senior season, he completed 87 of 147 passes for 1,449 yards and 18 touchdowns, rushed for 943 yards for 8.0 yards per carry and scored 17 rushing TDs. The Indians compiled an unblemished 28-0 record when Cookus was the field general. He went on to be named to the All-Southern Oregon Conference team and earn all-state honors on offense and defense by *The Oregonian.* He was awarded Player of the Year for the state of Oregon by *USA Today* and in the summer following his senior year, he was elected to play in the Shrine All-Star Game. He also lettered in track and basketball at Roseburg.

After high school Cookus elected to attend the Air Force Academy in Colorado Springs, Colo. While at AFA, he played one season at quarterback on the school's prep team before transferring to Oregon State.

Returning to his home state, Cookus decided to walk on the OSU football team in 1998. He earned a spot on special teams and proceeded to see action in all 11 games for the Beavers. He recorded four solo tackles, three assisted tackles and recovered a fumble vs. California.

Because of his dedication, Cookus was awarded a scholarship his sophomore season by new coach Dennis Erickson. He continued his climb on the depth chart, playing as the No. 2 strong safety and special teams contributor in all 12 games. He helped the Beavers to a 7-5 overall record and an appearance in the Oahu Bowl in Honolulu, Hawaii, their first bowl game since 1964.

His junior year proved not only to be memorable for his individual accolades but Cookus saw his team achieve what many teams dream of accomplishing.

He saw action in all 12 games of 2000, earning four starting spots, including the final three games of the season. He had a career game in the Civil War versus arch-rival Oregon when he intercepted three of Heisman Trophy candidate Joey Harrington's passes. His first two INTs led directly to OSU's first two touchdowns and an eventual 23-13 victory. Cookus was named the Pacific-10 Defensive Player of the Week and Chevrolet Player of the Game by ABC-TV. He ended the season as the team's leader in pass interceptions with five, ranking him tied for first in the Pac-10 and 17th nationally. He also helped OSU top the conference statistics in scoring offense, scoring defense and total defense. Cookus saw his team ink its first 11-win season, be selected for the school's first appearance in a Bowl Championship Series game -- a 41-9 routing of No. 10 Notre Dame in the Fiesta Bowl -- and earn the school's highest ranking in all three national polls, Associated Press (4), *USA Today*/ESPN (5) and the BCS (5).

In his final year at OSU, Cookus started at free safety in all 11 games. He was fourth on the team in tackles with 60. He also recorded seven pass breakups and three TFL. He was named All-Pac-10 honorable mention and was elected team captain by his teammates. He also was named a strength and conditioning All-American by the NSCCA.

In his four-year career Cookus helped OSU compile a 28-18 record (.609), appear in back-to-back bowl games and achieve a school-best season in 2000.

Following OSU, Cookus accepted a position at Southern Oregon University in Ashland, Ore., where he coached the linebackers under Coach Jeff Olson. The Raiders advanced to the quarterfinals of the 2002 NAIA playoffs with an impressive 8-3 record and earned their highest ranking in school history at No. 3.

Cookus graduated from OSU in 2001 with a degree in business (finance) and a minor in athletic administration. He is working on a master's degree in sports administration at UK.

Casey Waletich

Graduate Assistant/Quarterbacks



Casey Waletich (pronounced WALL-ah-tich) is in his first year as a graduate assistant coach for the Kentucky football team. He will work with the offense in coaching the quarterbacks under offensive coordinator Ron Hudson. He also will assist Steve Ortmayer with special teams.

Prior to joining the Kentucky football program, Waletich spent the past two seasons at Illinois, where he served as a graduate assistant in football operations for the Fighting Illini. He was responsible for assisting with team travel, summer camps, recruiting, official visit weekends, and day-to-day operations in the football program.

In his two seasons, Waletich saw Illinois capture its first Big Ten title in 18 years and first appearance in the Bowl Championship Series when the Illini met SEC foe LSU in the 2002 Nokia Sugar Bowl. They finished the regular season with an impressive 10-1 record, reaching the 10-win mark for only the fourth time in school history.

Waletich is a native of Portland, Ore., where he had a brilliant career as a running back and defensive back at Lake Oswego High School. He was a three-time letterwinner and starter under former OSU All-American Steve Coury. Waletich compiled 2,735 yards rushing and had 483 receiving yards and 36 touchdowns in his career. His senior year alone he had 1,235 yards rushing and 17 touchdowns on offense and defensively charted 98 tackles and six interceptions, two for TDs.

He was named first-team all-league (Three Rivers) in both his junior and senior seasons and was third-team all-state as a senior running back. He also was a *Blue Chip* magazine honorable-mention West Region, a *USA Today* honorable-mention All-American and an honorable-mention Northwest Nuggets selection by *The Tacoma News Tribune* in his senior year. Following his senior year he was selected to play in the prestigious North-South Shrine All-Star game, where he caught three passes for 93 yards for the North. The all-around athlete also earned letters in track and basketball.

Following his prep career, Waletich was recruited to Portland State but after one season decided to transfer to Oregon State. He spent the 1997 season as a redshirt tight end for the Beavers under Coach Mike Riley.

He moved to linebacker under new coach Dennis Erickson and helped his team to a 7-5 overall record and an appearance in the Oahu Bowl in Honolulu, Hawaii, OSU's first bowl game since 1964. His senior year also would be a season of firsts as the Beavers were co-Pac-10 champions, recorded their first 11-win season, were selected for the school's first appearance in a Bowl Championship Series game -- a 41-9 routing of No. 10 Notre Dame in the Fiesta Bowl -- and they earned the school's highest ranking in all three national polls, Associated Press (4), *USA Today*/ESPN (5) and the BCS (5).

Waletich received his bachelor's degree in behavorial science in 2001 from OSU and is one class away from completing his master's degree from Illinois in higher education/administration.

Waletich is married to the former Amy Egerdahl of San Diego, Calif.

Marc Hill

Strength and Conditioning Coach



Marc Hill enters his fifth season at the University of Kentucky as strength and conditioning coach.

Hill came to UK from the University of Arizona, where he worked from 1995-99 as the strength coach for the men's basketball and baseball teams and assistant strength coach for the football team. He was a graduate assistant coach in the 1994-95 school year.

During Hill's five years, Arizona went to three bowl games. The Wildcats were 12-1 in the 1998 season and finished with a No. 4 national ranking after a win in the Holiday Bowl. Arizona also reached the Insight.com Bowl in 1997 and the Freedom Bowl in 1994. As strength coach for the men's basketball team, Hill worked with the 1997 national championship team that defeated Kentucky in overtime in the title game.

Hill is a native of Mt. Pleasant, Iowa, and was an all-state honoree as a football linebacker and a baseball outfielder at Mt. Pleasant HS. He stayed in Mt. Pleasant being recruited to play linebacker at Iowa Wesleyan College. Hill was a four-year starter at IWC from 1990-93, team captain as a senior, and went to the NAIA national playoffs in 1991. After graduating, he began his coaching career at Arizona where he received a masters degree in exercise science in 1997.

Hill is a a certified Strength and Conditioning Specialist by the National Strength and Conditioning Association and the Collegiate Strength and Conditioning Coaches Association.

Marc and his wife, Jenny, have sons Dalton Mikel and Cogan Dean, and a daughter, Brookelyn Marie. Jenny, also a former athlete at the University of Arizona, was named the 1996 Player of the Year in softball.

Evan Simon

Intern



Evan Simon begins his first year as an intern under the direction of Coach Marc Hill in the Wildcats' strength and conditioning program.

The 24-year-old Lexington Park, Md., native received his bachelor's degree in health and physical education at Frostburg State in Frostburg, Md., and is working on his master's degree in exercise physiology at UK. Simon aspires to be a strength and conditioning coach after graduation.

Prior to joining UK, Simon owned and operated his own strength and conditioning company, Evan's Training Systems. He trained and educated several high school and collegiate student-athletes in Frostburg, Md., on physical fitness.

He also served as the strength and conditioning coach for the track and field team at Frostburg State for one season, helping two sprinters advance to the 2001 Division III national championships in the 100-meter dash.

Simon is a certified strength and conditioning specialist (CSCS) and a member of the Collegiate Strength and Conditioning Coaches Association (CSCCA) and the National Council of Strength and Fitness (NCSF). He is currently training and competing in the sport of powerlifting.

Doug Elisaia

Assistant Strength and Conditioning Coach



Doug Elisaia is in his second year as Kentucky's assistant strength and conditioning coach for football.

Elisaia joined the UK staff in June of 2002 from Wayne State University in Detroit, Mich., where he spent two seasons as the Warriors' defensive line coach and head strength and conditioning coach for the football program. Prior to joining WSU, Elisaia spent the 1998 and 1999 seasons as defensive line and head strength and conditioning coach at McPherson College. He designed, developed and implemented the strength and conditioning program at both institutions, dramatically improving team speed, strength and agility.

Elisaia had an outstanding playing career from 1991-95 at Iowa Wesleyan College. He was an Academic All-American at defensive tackle, leading the squad with 76 tackles as a senior. Elisaia served as team captain for three seasons and also earned Dean's List honors. He was a teammate of current UK strength coach Marc Hill for two seasons.

He graduated from IWC in 1996 with a degree in physical education and a minor in athletic training. He is a member of the National Strength and Conditioning Coaches Association and American Football Coaches Association.

Elisaia was born in Redwood City, California, but grew up in Pago Pago, American Samoa where he was a four-year letterman in football, basketball, baseball and track at Leone High School. He was named the American Samoa High School Association's Scholar-Athlete of the Year following his prep career.

Elisaia and his wife, Leata, have three daughters, Safua, Seleisas, and Colleen, and one son, Samuelu.

Kevin Deweese

Intern



Kevin Deweese is in his third year as an intern under the direction of head strength coach Marc Hill in the Wildcats' strength and conditioning program.

The 21-year-old Lexington native is a senior kinesiology major at UK and aspires to be a strength and conditioning coach after graduation.

Deweese was an intern for the Houston Astros in the summer of 2001 and was solely responsible for the weight room, training program and pre-game warm-ups for the Astros' Class A minor league affiliate, the Lexington Legends. The Legends were the 2001 South Atlantic League champions with an impressive 98-46 record.

Also a devoted powerlifter, Deweese reached Elite status in powerlifting in November of 2002. His current best lifts are 860 in the squat, 530 in bench, 710 in deadlift and 2,100 total. He is ranked 17th in the nation in the squat, and 25th overall.

During his high school days, Deweese played both sides of the football as an offensive and defensive lineman at Tates Creek High School. He helped lead the Commodores to the Class 4A state finals in his junior year and semi-finals as a senior.

Deweese is the son of Mike and Debbie Deweese of Lexington.

Ross Blackport

Assistant Athletic Trainer



Ross Blackport is in his fourth year as Assistant Athletic Trainer at Kentucky, working primarily with the football team and assisting with other sports as needed.

Blackport, who earned a master's degree in 1999 at UK in health promotions, returned to the Bluegrass from North Carolina State, where he spent one year as the Assistant Athletic Trainer for football.

A native of Grand Rapids, Mich., Blackport graduated from Michigan State in 1997 with a degree in physical education and exercise science.

Blackport was chosen to represent Kentucky in the summer of 2001 at the National Athletic Trainers Assocation national convention in Los Angeles, Calif., to discuss a case study on a bipartite patella in a collegiate baseball player.

He was a three-year letterwinner in football as a quarterback at Rogers High School, where he earned all-conference and honorable-mention all-state honors as a senior. He also earned two letters in basketball and track.

Blackport is married to the former Megan Spohn, also a Michigan State graduate.

Gary Foxworth

Football Coaching Video Coordinator



Gary Foxworth enters his seventh year as Coaching Video Coordinator for the Wildcats football team.

Foxworth is responsible for staffing of the athletic video office as well as the daily videotaping of the Wildcats' practices. He also is responsible for videotaping all home and away football games and is the contact for the opponent videotape exchange and opponent film breakdowns. Foxworth works closely with the UK coaching staff to provide the best possible breakdown of UK and opponent footage. He also helps handle the numerous media requests for video highlights.

Foxworth joined UK from Eastern Kentucky University, where he was the production manager for the school's media resources department for eight years. He earned a degree in broadcasting from EKU in 1989. Foxworth also was a student assistant for two years in the media resources department before joining the staff full-time upon his graduation.

Foxworth is a native of Lexington and a graduate of Lafayette High School. Gary and his wife, Kimber, have two children - son Austin and daughter Jessica Ann.

Steve Hellyer

Director of Football Operations



Steve Hellyer enters his first year as the Director of Football Operations at Kentucky, his 26th year in collegiate athletics.

Hellyer is responsible for assisting head coach Rich Brooks in all football administration duties, as well as serving as the liaison to compliance, academics, and other university areas. He also is responsible for team travel, coordinating camps, clinics, and on-campus recruiting activities, pre-season training camp, football budget and supervising the football support staff.

Hellyer's stint in collegiate athletics began as the Sports Information Director at Texas-Arlington (1975-77) and Drake University (1977-82). He then accepted the same position at Oregon in 1982 before being named the Assistant Athletics Director of Media Services for the Ducks in 1990. Hellyer was responsible for the promotion and publicity for Oregon's 15 sports, including coordinating team travel and scheduling for football for four seasons. He arranged four bowl trips for the Ducks: the Las Vegas Bowl, Aloha Bowl, Rose Bowl and the Cotton Bowl. He also served as a member of the NCAA men's and women's Division I outdoor track and field committee from 1993-96.

In 1996, Hellyer moved from media services to the Assistant Athletics Director/Director of Football Operations under coach Mike Bellotti. He spent three years in that role with responsibilities of scheduling, team travel, camps and academics.

Hellyer left the university in 1999 and became a consultant/executive director for the Eugene Airshow 2000 and was the media and public relations manager for the XFL's San Francisco Demons. Most recently, he was a consultant/executive director of the Iowa Greyhound Association.

Hellyer's impressive resume also includes serving as the official scorer for two minor league baseball teams, the press officer for track and field at the 1986 Goodwill Games in Moscow, the research assistant for ABC Sports at the 1984 Olympic Games in Los Angeles and the assistant travel coordinator for the St. Louis Rams' official party to the 2000 Super Bowl in Atlanta.

Hellyer is a native of Des Moines, Iowa and a graduate of Drake University with a degree in journalism. He and his wife Jeanine have two children - son Syd Saks and daughter Sarah Saks.

Tom Kalinowski

Equipment Manager



Tom Kalinowski enters his 26th year as Equipment Manager for the Kentucky football program.

Kalinowski, a native of Middletown, Conn., received his undergraduate degree from Kentucky in 1978. He had served as a student manager at UK, beginning in 1974 until his graduation. Kalinowski was named Head Football Equipment Manager in 1978.

Kalinowski is a Certified Equipment Manager as designated by the AEMA (American Equipment Managers Association). He has served on advisory boards for two equipment manufacturing companies, Shutt and Bike.

He graduated from Xavier High School in Middletown in 1974. At Xavier, Kalinowski was student manager for the football, baseball and basketball programs.

Kalinowski and his wife, Vicki, have two sons, Ian and Cody.

Jim Madaleno

Head Athletic Trainer



Jim Madaleno, who has experience on the professional and collegiate levels, is in his seventh season as the Head Athletic Trainer for the University of Kentucky football team.

Madaleno came to UK from Valdosta State University, where he was head athletic trainer from 1989-97 and also served as Assistant Athletic Director for Sports Medicine. Madaleno also worked as the undergraduate curriculum director for an athletic training education program that has been accredited nationally.

Madaleno began his athletic training career as a student athletic trainer at Michigan State University, where he graduated in 1980. He was a graduate assistant athletic trainer at Florida State in 1980-81 and earned a master's in the department of movement science.

Madaleno first went to Valdosta State in 1982 with the inception of the school's football program as the school's first full-time athletic trainer.

In 1985, Madaleno took an assistant athletic trainer's position with the New York Giants. He was with the team when the Giants defeated Denver in the 1987 Super Bowl.

In 1988, Madaleno joined the renowned Hughston Sports Medicine Clinic in Columbus, Ga. He specialized in high school relations and promoted the need for certified athletic trainers on the high school level. However, Madaleno missed the day-to-day relationships with athletes and the excitement of competition, so he returned to Valdosta State in 1989.

In addition to his bachelor's and master's degrees, Madaleno is certified by the National Athletic Trainers Association and in the state of Kentucky.

He is a native of Dearborn, Mich. Jim and his wife, Paddy, have two children — Kiley Ann and Ryan James.

Tony Neely

Media Relations Director/Football



Tony Neely enters his 10th year as Media Relations Director for football at the University of Kentucky.

Neely handles the day-to-day media relations and publicity efforts for the UK football team. His last eight football media guides have been judged in the top 15 in the nation by the College Sports Information Directors of America (CoSIDA), including six top-10 finishes. In addition, Neely has won several CoSIDA district awards and one national award for excellence in writing, and has won at least one district award every year since the mid-1990s.

Neely has served as media coordinator for the 1996, 1998 and 2002 NCAA Men's Basketball Tournaments held in Lexington.

Neely is in his 26th year in the collegiate sports information field. After serving four years as a student assistant (1978-82) at Vanderbilt, Neely was hired as a full-time assistant SID. He also held the title of associate SID before being promoted to Sports Information Director in 1992. Three of his publications won national awards from CoSIDA. He graduated with honors from Vanderbilt with a degree in business administration.

Neely is married to the former Terri Thomason, a native of Paducah, Ky. They are on the board of directors of the Central Kentucky chapter of the Fellowship of Christian Athletes. The Neelys have a daughter, Grace.

Barbara Osborne

Ticket Manager



Barbara Osborne is in her 28th year with the University of Kentucky Athletics Association.

Osborne was named Ticket Manager for the UKAA in October of 1987 after serving as Assistant Ticket Manager since 1984. She began her employment with the UKAA as secretary to the late Frank Ham of the Blue-White Fund office in December, 1975.

In addition to handling all UK ticket sales, Osborne also has coordinated ticket sales for three bowl trips, 12 appearances in the NCAA Men's Basketball Tournament, two appearances in the NCAA Women's Basketball Tournament and several NCAA and SEC Men's Basketball Tournaments hosted by UK.

Osborne is a native of Flatwoods, Ky., and is married to Dave Osborne.

Kip Perkins

Video Director



Kip Perkins is in his ninth year at the University of Kentucky, his third as Video Director.

Perkins joined the UKAA as a part-time video crew member in 1995 and was named Video Productions Coordinator in 1998. During his years as a part-time UKAA employee, he also worked in the Interactive Learning Division of Kentucky Educational Television.

He was promoted to Video Director in 2000 and oversees the video operations of the Athletics Department, including coaching videos, highlight shows, media requests, and the Commonwealth Stadium Diamond Vision boards.

Perkins graduated from UK in 1994 with a bachelor's degree in telecommunications. A native of Ft. Thomas, Ky., he is married to the former Stephanie Black, also of Ft. Thomas.

Zachary Whipple

Video Productions Coordinator



Zach Whipple is in his third year as Video Productions Coordinator for the University of Kentucky Athletics Association. His major job responsibilities include fielding media requests for video footage, providing video support for the entire athletic department, assisting in the day-to-day video needs of the football program, and hiring and training the student crew.

Specifically for the Wildcat football team, Whipple is responsible for editing the weekly team highlight video, shooting ground camera during games, and aiding in production of the Diamond Vision video boards.

After graduating from Kentucky in 1998 with a degree in telecommunications, Whipple worked as a full-time videographer and production assistant for UK football before being promoted to his current position in November of 2000. He also served two years as a student employee in the UK sports video office while working on his degree.

Whipple is a native of Georgetown, Ky.

Grounds Crew



The UK Grounds Crew includes (front row, from left) Aaron Edwards, Josh Barnes, Pat Rose, Matt Papania, Matt White, Rob Kinbrel, Chuck Stivers, (standing, from left) Micah Terry, Tommy Davis, Donnie Mefford, Eric Eastman, Rob Allison, Donnie Stamper, and Dave Thomas.

Medical Staff/Support Staff

Orthopaedics



Darren Johnson, M.D
Professor/Chief of Orthopaedic Surgery



Scott Mair, M.D.
Asst. Professor of Orthopaedic Surgery



Tim Wilson, M.D.
Asst. Professor of Orthopaedic Surgery

Primary Care Sports Medicine



Tom Armsey, M.D.
Asst. Professor of Family Practice



Rob Hosey, M.D.
Asst. Professor of Family Practice



James Jagger, M.D.
Head Team Physician

UKAA Medical Support Staff



Steve Stapczynski, M.D.
Emergency Services Consultant



Kurt Volk, M.D.
Internal Medicine Consultant



Keith Webster
Head Athletic Trainer/ Administration



John Kelley
Graduate Assistant Athletic Trainer



Owen Stanley
Graduate Assistant Athletic Trainer

UKAA Football Support Staff



Mary Anderson-Rydz
Graphic Design Tech



Scott Clark
Facilities Specialist



Quaintance Clark
Staff Support Associate



Misty Conrad
Staff Support Associate



Sandy Griffin
Staff Support Associate



Rita Griffith
Administrative Recruiting Assistant



Joyce McNew
Insurance Coordinator



Donnie Mefford
Head Groundskeeper



Dr. John J. Piecoro, Jr.
Faculty Representative for Athletics



Jeri Smith
Staff Support Associate



Suzanne Truitt
Director of Facilities



Mark Willis
Nutter Field House Building Operator


The Wildcats
82
Chris Bernard
Senior Wide Receiver

Muhammad Abdullah

Free Safety, 6-0, 200, So-1L
Folkston, Ga. (Charlton County)



Played well in the spring, earning a starting job at free safety going into August ... Likely to see action on special teams as well ... Has good speed ... Has played in 11 games.

2002 (Redshirt Freshman): Played in 11 games ... Totaled 13 tackles, seeing playing time as a reserve defensive back and on special teams ... Member of the punt return unit that blocked for Derek Abney's four return touchdowns ... Earned first varsity letter.
2001 (Freshman): Redshirted.
High School: First-team all-state as a senior as selected by the *Atlanta Journal-Constitution* ... Three-year starter on offense and defense at Charlton County HS in Folkston, Ga. ... Set every school record for interceptions ... Had 17 interceptions in his career, including eight as a senior ... Set the single-game record with three picks against Irwin County in the state playoffs during his junior season ... Four-year letterman who helped lead his team to the playoffs each season ... Charlton County had a four-year record of 46-9, won four regional championships, and the Class AA state championship during his junior season ... Career receiving totals feature 24 receptions for 422 yards, a 17.6-yard average, and three touchdowns ... Also returned kickoffs and punts ... Had 152 tackles in his career ... First-team all-region as a senior and junior and was second-team all-region as a sophomore ... Coached by Richard McWhorter ... "Has the speed to play cornerback and the size and strength to play safety," McWhorter said ... A four-year letterman in track, competing in the 110-meter high hurdles, 300 intermediate hurdles, 4x400 relay, and the triple jump ... Was the high-point champion of the regional track meet as a sophomore and junior ... Best times are 14.4 seconds in the high hurdles and 39.7 seconds in the intermediate hurdles ... Best triple jump is 44 feet, three inches ... Picked Kentucky over Alabama and Arkansas.
Personal: Full name is Muhammad Ibn Abdullah ... Last name is pronounced "ab-DU-lah" ... Born 2-20-83 in Blackshear, Ga. ... Son of Kareem and Agnes Abdullah ... Major is undeclared.
The Cats' Cause: Volunteer at the Ronald McDonald House (2002).


Muhammad Abdullah

Abdullah Career Statistics

Year	Position	G-GS	Tackles	Int.-Yds.	PBU
2002	Free Safety	12-0	13	0	0

Derek Abney

Wide Receiver, 5-10, 175, Sr-3L
Mosinee, Wis. (Everest)

- All-America (first team) by The Associated Press, Football Writers Association of America, Walter Camp Football Foundation, *The Sporting News*, ESPN.com, CBSSportsLine.com, CNNSI.com, CollegeFootballNews.com (2002)
- SEC Special Teams Player of the Year by *The Southeastern Post*, Birmingham Monday Morning Quarterback Club, Touchdown Club of Atlanta (2002)
- All-SEC (first team) by SEC Coaches, The Associated Press, *The Sporting News, Birmingham News, Mobile Register*, CollegeFootballNews.com (2002)
- SEC Special Teams Player of the Week vs. Florida, Arkansas, and Mississippi State by the SEC Office (2002)
- Chosen for the UK Athletics "Society of Character" (2002)
- All-SEC (first team) by The Associated Press (2001)
- SEC Academic Honor Roll (2000, 2001)
- Freshman All-SEC by SEC Coaches and the *Knoxville News-Sentinel* (2000)



Two-year starter at wide receiver ... Also has handled punt return and kickoff return duties for two years ... Holds five NCAA records, nine SEC records, and 10 school records for kick returns ... Has returned seven kicks for touchdowns during his career (five punts, two kickoffs), just one shy of the NCAA career record for total kick return TDs ... Has good speed and hands, with excellent acceleration when he finds a hole ... Tough, resilient player, despite his relatively small frame ... Will enter his senior season ranking third in school history in pass receptions (146) and receiving yardage (1,723 yards) ... If he gets 277 receiving yards and 243 punt return yards this season, he will become only the third player in NCAA history to achieve 2,000 receiving yards, 1,000 kickoff return yards, and 1,000 punt return yards in a career (Anthony Carter of Michigan and Tim Dwight of Iowa are the others) ... Wears uniform No. 12 in honor of his childhood best friend, Ezra Hartinger, who died when they were in seventh grade ... Fine student who will be going into his final year of a five-year academic program that will enable him to earn his bachelor's degree in civil engineering and a master's in business administration ... Has been selected as a member of the prestigious UK Athletics "Society of Character" ... Has played in 34 games, starting 24.

2002 (Junior): Tremendous season was capped by consensus first-team All-America honors as a kick returner (see list above) … Set five NCAA records, nine SEC records, and 10 school records for kick returns (see complete list of records below) … Returned six kicks for touchdowns, four punts and two kickoffs, more than any player in one season in NCAA history … Only player in the nation's top 11 in punt returns, kickoff returns, and all-purpose yardage … First player in SEC history to lead the league in punt returns and kickoff returns in the same season ... Averaged 15.1 yards on punt returns, returning touchdowns at Florida (49 yards), at Arkansas (career-long 86 yards), and two at Mississippi State (69 and 52 yards)… Averaged 26.8 yards on kickoff returns, with TD runbacks at Florida (SEC record 100 yards) and vs. Vanderbilt (95) … Consensus first-team All-SEC honoree … Named SEC Special Teams Player of the Week three times, for the Florida, Arkansas, and Mississippi State games … One of just a handful of players in NCAA history who have returned a punt and kickoff for a touchdown in the same game when he did it in "The Swamp" at Florida … Also scored a TD on a pass reception against the Gators, and is believed to be the only player in NCAA history to score via a punt return, kickoff return, and pass reception in the same game (complete information not available from the NCAA) … Also turned in another quality season as a wide receiver with 40 catches for 569 yards and four touchdowns … Had season highs of five catches vs. LSU and 99 receiving yards vs. Georgia … Had a career-long 68-yard TD reception against Texas-El Paso.

2001 (Sophomore): His versatile performance earned first-team All-Southeastern Conference honors by The Associated Press as an all-purpose player … Started all 11 games at the "X" receiver … Had 66 catches for 741 yards and six touchdowns, leading the team in all three categories … Also led the team in scoring with 42 points … Ranked third in the SEC in pass receptions … Handled punt returns and averaged 9.6 yards … His first punt return of the season was a 47-yard touchdown against Louisville … Followed with an 83-yard TD return vs. Ball State, only to have it called back by penalty … Averaged 22.4 yards on kickoff returns … His versatility helped him rank second in the SEC and 11th nationally with 153.8 all-purpose yards per game … His 1,692 all-purpose yards was the third-highest single-season total in school history … Had consecutive 100-yard receiving games against Mississippi State, Vanderbilt, and Tennessee ... It was the first time in school history that a player had three consecutive 100-yard receiving games … Had 12 catches for 123 yards, both career highs, at Mississippi State … Had a career-best 244 all-purpose yards at Vanderbilt … Hauled in seven catches for 113 yards and two TDs against the Commodores, including a 52-yard TD that is the longest of his career … Snagged 10 balls for 118 yards and a TD vs. Tennessee … Earned a place on the SEC Academic Honor Roll.

2000 (Redshirt Freshman): Shared the "X" receiver position with Quentin McCord, playing in all 11 games … Started at Tennessee … Chosen for the Freshman All-SEC Team by SEC Coaches and the *Knoxville News-Sentinel* … Had 40 catches for 413 yards and three TDs … Best game came against South Florida with five catches for 62 yards and two TDs … Caught a short pass at Ole Miss and turned it into a 50-yard touchdown, his longest play of the season.

1999 (Freshman): Sustained a pulled hamstring muscle in August … Redshirted.

High School: All-America wide receiver by the Gatorade Circle of Champions and *PrepStar* magazine ... The Wisconsin Player of the Year as chosen by Gatorade and the *Milwaukee Journal-Sentinel* ... First-team all-state receiver for two years at Everest HS in Schofield, Wisc., and was second-team all-state as a sophomore ... Helped lead Everest to a 14-0 record and Division I (largest classification) state championship as a senior ... Caught 62 passes for 1,309 yards and 14 touchdowns ... Set state record for longest TD reception in a state championship game with a 67-yard scoring catch ... Team went to the state semifinals his junior year, was state runner-up as a sophomore, and compiled a conference win streak of 35 games ... Career totals include 132 receptions for 2,987 yards, an average of 22.6 yards per catch, and 31 touchdowns ... A breakaway kick returner who scored a state-record 17 touchdowns on punt and kickoff returns during his career ... Three-year starter at wide receiver who also saw playing time at running back and defensive back ... Career rushing totals feature 787 yards on 66 carries, averaging 11.9 yards per attempt, and nine touchdowns ... Chosen for the Win Brockmeyer Scholarship Award as the outstanding senior player in his area ... One of the top 100 prospects in the six-state Midwest area by *SuperPrep* ... Coached by Wayne Steffenhagen ... A four-year letterman in track ... Ran the sprint events, relays, and the long jump ... Placed in the top eight in four events in the state track meet as a junior ... Chosen first-team all-state in track for three years by the Wisconsin Track Coaches Association ... Best time of 10.78 seconds in the 100-meter dash ... Chosen a Wisconsin All-State Scholar-Athlete, an honor bestowed on only 32 students, covering all-sports, from among more than 500 applicants ... Member of the National Honor Society ... Took first-place honors three years in the solo and ensemble state music competition ... Participates in a weekly mentoring program for second graders and another program for working with at-risk children ... Sportswriter Jay Lillge of the *Wausau Daily Herald* wrote of Abney, "In 23-plus years of trudging the sidelines, infields, and hardwoods, I've never met a more genuine, polite, personable, articulate young man." ... Picked Kentucky over Ohio State, Northwestern, and Purdue.

Personal: Full name is Derek Allen Abney ... Born 12-19-80 in Minot, N.D. ... Son of Larry and Sylvia Abney ... Has Kentucky ties with a grandmother and sister living in Frankfort and other relatives residing in the Commonwealth ... Major is civil engineering.

The Cats' Cause: Guest speaker at several area schools during his career.

Abney Career Stats

Year	G-GS	Rec.	Yds.	Avg.	TD	Long
2000	11-1	40	413	10.3	3	50
2001	11-11	66	741	11.2	6	52
2002	12-12	40	569	14.2	4	68
Totals	**34-24**	**146**	**1,723**	**11.8**	**13**	**68**

Year	PR	Yds.	Avg.	TD	Long	KOR	Yds.	Avg.	TD	Long
2000	1	1	1.0	0	1	0	0	--	0	--
2001	22	212	9.6	1	47	33	739	22.4	0	38
2002	36	544	15.1	4	86	30	804	26.8	2	100
Totals	**59**	**757**	**12.8**	**5**	**86**	**63**	**1,543**	**24.5**	**2**	**100**

Abney Game-by-Game Statistics

2000

Opponent	Rec.	Yds.	TD
Louisville	0	0	0
South Florida	5	62	2
Indiana	6	52	0
Florida	3	25	0
Ole Miss	4	72	1
South Carolina	5	65	0
Louisiana State	3	24	0
Georgia	4	31	0
Mississippi State	2	24	0
Vanderbilt	5	41	0
Tennessee	3	17	0
Totals	**40**	**413**	**3**

2001

Opponent	Rec.	Yds.	TD
Louisville	2	10	0
Ball State	5	84	1
Florida	5	54	0
Mississippi	2	14	0
South Carolina	4	28	0
Louisiana State	5	65	1
Georgia	7	69	0
Mississippi State	12	123	0
Vanderbilt	7	113	2
Tennessee	10	118	1
Indiana	7	63	1
Totals	**66**	**741**	**6**

2002

Opponent	Rec.	Yds.	TD	PR	Yds.	TD	KOR	Yds.	TD
Louisville	4	26	0	1	11	0	3	70	0
Texas-El Paso	3	80	1	3	25	0	2	57	0
Middle Tennessee	4	78	1	3	24	0	2	48	0
Indiana	2	20	0	2	16	0	2	28	0
Florida	3	19	1	4	69	1	4	154	1
South Carolina	3	39	0	4	53	0	2	44	0
Arkansas	4	70	0	2	123	1	1	20	0
Georgia	4	99	1	2	14	0	4	84	0
Mississippi State	2	34	0	4	136	2	2	55	0
Louisiana State	5	60	0	4	39	0	3	59	0
Vanderbilt	4	31	0	5	28	0	2	119	1
Tennessee	2	13	0	2	6	0	3	66	0
Totals	**40**	**569**	**4**	**36**	**544**	**4**	**30**	**804**	**2**

Abney's List of Records Broken or Tied During the 2002 Season

NCAA Records (5)

Most Punt Return TDs in a Game: 2 at Mississippi State (tied record held by many)

Most Punt Return TDs in a Season: 4 (tied record held by seven other players)

Most Total Kick Return TDs in a Game (must have at least one PR and one KOR TD): 2 at Florida, one PR TD and one KOR TD (tied record held by several other players)

Most Total Kick Return TDs in a Season (must have at least one PR and one KOR TD): 6, four PR TD and two KOR TD (broke record of five held by two other players)

Most Total Kick Return Yardage in a Season: 1,348 (broke record of 1,233 by Deonce Whitaker, San Jose State 1998)

SEC Records (9)

Most Punt Return TDs in a Game: 2 at Mississippi State (tied record held by five other players)

Most Punt Return TDs in a Season: 4 (broke record of three by five other players)

Most Punt Return TDs in a Career: 5 (tied record held by Lee "Long Gone" Nalley of Vanderbilt)

Most Total Kick Return TDs in a Season: 6, four PR TD and two KOR TD (broke record of five by Pinky Rohm of LSU)

Most Total Kick Return TDs in a Career: 7, five PR TD and two KOR TD (broke record of six by Lee "Long Gone" Nalley of Vanderbilt)

Longest Kickoff Return: 100 yards at Florida (tied record held by many)

Highest Kickoff Return Average in a Season (min. 30 returns): 26.8 (broke record of 24.9 by Kio Sanford, Kentucky 1994)

Most Total Kick Returns in a Season: 66 (tied record held by Thomas Bailey, Auburn 1991)

Most Total Kick Return Yards in a Season: 1,348 (broke record of 1,119 by Thomas Bailey, Auburn 1991)

Kentucky Records (10)

Most Punt Returns Yards in a Season: 544 (broke record of 420 by Andy Molls, 1981)

Highest Punt Return Average in a Game: 34 yards per return, 4 for 136 at Mississippi State (broke record of 33.3, 3 for 100 by Kio Sanford vs. Louisville in 1996)

Most Punt Return TDs in a Game: 2 at Mississippi State (broke record of one by many players)

Most Punt Return TDs in a Season: 4 (broke record of two by three other players)

Most Punt Return TDs in a Career: 5 (broke record of three by two other players)

Most Kickoff Return TDs in a Game: 1 at Florida and vs. Vanderbilt (ties record held by nine other players)

Most Kickoff Return TDs in a Season: 2 (broke record of one by nine other players)

Most Total Kick Return TDs in a Season: 6 (broke record of three held by two other players)

Most Total Kick Return TDs in a Career: 7 (broke record of four held by two other players)

Longest Kickoff Return: 100 yards at Florida (tied record held by two other players)

Kamaal Ahmad

Linebacker, 6-2, 238, Jr-1L
Edmond, Okla. (Santa Fe/Northeast Oklahoma A&M)



Played well in the spring and is expected to be a contender for playing time this season ... Finished the spring No. 3 at an inside linebacker post ... Strength and conditioning work has paid off as he appeared quicker and stronger during spring drills ... Has played in six games.

2002 (Sophomore): Transferred to Kentucky ... Played in six games as a reserve linebacker ... Made five tackles ... Best game was four tackles and a pass breakup against Texas-El Paso ... Earned his first varsity letter.

2001 (Redshirt Freshman): Played at Northeast Oklahoma A&M Junior College ... Played in seven games, missing part of the season because of a high-ankle sprain ... Totaled 25 tackles, 14 primary and 11 assists ... Added one quarterback sack, two tackles for loss, one fumble caused, and one fumble recovery ... Coached by Dale Patterson ... Honor roll student who was a member of the Phi Theta Kappa honor society.

2000 (Freshman): Redshirted.

High School: Three-year letterman in high school, playing at Edmond (Okla.) Memorial HS as a sophomore and Santa Fe HS, also in Edmond, his final two seasons ... Started at running back and linebacker as a junior ... Started at linebacker as a senior, notching 133 tackles, including four sacks ... Named to the all-area, all-conference, all-district, and all-city teams as a senior ... Coached by Brian Kelly ... Also a member of the basketball, wrestling, and track teams while in

high school … Competed in the 100- and 200-meter dashes, the 4x100-meter relay, and the long jump.
Personal: Full name is Kamaal Saleem Ahmad ... Born 10-20-81 in Oklahoma City, Okla. ... Son of Wazir and Anita Ahmad ... An uncle, Eddie Evans, and a cousin, Terry Evans, played basketball at the University of Oklahoma … Major is philosophy ... Pronunciation notes: Kamaal rhymes with "Jamal"; Ahmad is pronounced "ah-MOD."
The Cats' Cause: Participated in a service event at Southern Elementary School (2002).

Ahmad Career Statistics

Year	Position	G-GS	Tackles	TFL-Yds.	Sacks-Yds.	PBU
2002	Linebacker	6-0	5	0	0	1

Michael Aitcheson

Offensive Tackle, 6-3, 275, Fr-RS
Miami, Fla. (Killian)



Showed good ability last season while redshirting ... Enters August as the backup left tackle behind Matt Huff.

2002 (Freshman): Redshirted ... Earned a place on the second team but was able to redshirt because there were few injuries in the offensive line.
High School: Third-team all-state selection in the talent-rich state of Florida after his senior season at Killian HS in Miami … Three-year starter at offensive tackle … Also started at defensive tackle his senior season … Helped his team to the district championship his senior season … His team advanced to the third round of the state playoffs in Class 6A, the largest classification in Florida … First-team All-Dade County … Team captain … Won the "Coaches' Choice" award at the Ohio State football camp in the summer of 2001 … Coached by Billy Rolle … A three-year letterman for the track team … Competed in the discus throw and shot put … District champ in the discus his junior year, runner-up as a senior … Has a best throw of 150 feet, seven inches … Honor student who had four years of perfect attendance in high school … Narrowed his choices to Kentucky, Iowa, Rutgers, and West Virginia before going with the Wildcats.
Personal: Full name is Michael Anthony Aitcheson … Born 1-24-84 in Miami, Fla. … Son of Eccleston and Carolyn Aitcheson … A cousin, James Callier, played football at Auburn … Major is marketing.
The Cats' Cause: Participated at a service event at a senior citizens center (2002) ... Celebrity visitor at UK Children's Hospital (2003).

Chad Anderson

Linebacker, 6-2, 250, So-1L
Canton, Ohio (McKinley)



Coaches are counting on this talented young player to be a factor at an inside linebacker position ... Begins August listed No. 3 at an inside linebacker spot ... Showed flashes of outstanding play in the spring and is looking to build his consistency ... Has made a full recovery from the leg injury that sidelined him last season ... Has played in seven games ... A cousin of current Wildcats Antonio Hall and Ellery Moore.

2002 (Freshman): Played in the first seven games before being sidelined by a leg injury ... Played as a reserve linebacker and on special teams ... Made one tackle ... Gained his first varsity letter.
High School: Originally signed with UK in Feb. 2001, but missed the 2001 season because of an eligibility technicality … Named to the *SuperPrep* list of All-America linebackers for the 2000 season ... Also the #21 prospect in the Midwest by *SuperPrep* ... Three-year starter at McKinley HS in Canton, Ohio ... Played middle linebacker on defense, recording 115 tackles, 15 tackles for loss, two quarterback sacks, seven quarterback hurries, and one blocked kick as a senior ... Played fullback on offense, gaining 62 yards on 15 carries while catching seven passes for 90 yards ... Second-team All-Ohio as chosen by the state sportswriters ... Was invited to play in the National High School All-Star Game in Dallas, Tex. ... Named all-region and all-county as a junior and senior ... Member of McKinley's Division I (highest classification) state championship during his sophomore season ... "Chad has a great sense of football. He's a very good athlete, with his better years ahead," said Coach John Miller ... Two-year member of the track team, competing in the shot put and discus throw ... Advanced to the state meet during his junior year ... Also played one year of basketball ... Honor roll student ... Selected Kentucky over Ohio State, Michigan, Miami (Fla.), and Indiana.
Personal: Full name is Chad L. Anderson … Born 12-30-82 in Wooster, Ohio … Son of Chad and Tina Anderson … Has two cousins, Antonio Hall and Ellery Moore, who play for the Wildcats … Major is management.



Chad Anderson

Anderson Career Statistics

Year	Position	G-GS	Tackles	TFL-Yds.	Sacks-Yds.	FR	FC
2002	Linebacker	7-0	1	0	0	0	0



Travis Atwell

Free Safety, 6-1, 210, Jr-1L
Lewisport, Ky. (Hancock County/Toledo)



Hopes to be at full speed in August after missing most of the spring because of injury ... Showed last season that he had made a good adjustment from quarterback to the defensive secondary ... His years as a quarterback help his instincts in the DB role … Has good quickness ... Has played in 12 games.

2002 (Sophomore): Played in all 12 games as a reserve safety and on special teams ... Made 21 tackles with a high of three in three games ... Snatched an interception at Mississippi State and returned it 14 yards ... Caused a fumble against Vanderbilt.
2001 (Redshirt Freshman): Transferred from Toledo and was awarded a scholarship … Practiced with the UK varsity but was not eligible to play because of the transfer rule.
2000 (Freshman): Redshirted at Toledo as a quarterback.
High School: Chosen the 1999 "Mr. Football" in the commonwealth of Kentucky ... First-team all-state by The Associated Press as a senior at Hancock County (Ky.) HS ... Played quarterback and defensive back ... As a senior, passed for 2,486 yards and 34 touchdowns and ran for 2,308 yards and 38 TDs ... Intercepted 11 passes at free safety, returning one for a touchdown, and also had punt and kickoff returns for TDs ... Led team to a 13-2 record and state runner-up finish in Class A ... Honorable-mention All-America by *USA Today* ... Chosen for the "Class of the Commonwealth" listing of the state's top seniors by the *Lexington Herald-Leader* ... Four-year letterman, three-year starter ... Honorable-mention all-state as a junior ... Coached by Mark Peach ... Led Kentucky to a win in the Kentucky-Tennessee High School All-Star Game in the summer of 2000 ... Also played basketball and track at Hancock County.
Personal: Full name is Charles Travis Atwell ... Born 1-13-82 in Owensboro, Ky. ... Son of Dudley and Carol Atwell ... Major is social studies education.

Atwell Career Statistics

Year	Position	G-GS	Tackles	Int.-Yds.	PBU	FR	FC
2002	Free Safety	12-0	21	1-14	0	0	1

Trey Barclay

Quarterback, 6-5, 228, Jr-Sq
Mayfield, Ky. (Mayfield)



Has good size and arm strength ... Begins fall practice No. 4 on the quarterback depth chart … Has three years of practice experience with the varsity.

2002 (Sophomore): Practiced with the team but did not see game action.
2001 (Redshirt Freshman): Practiced with the team but did not see game action.
2000 (Freshman): Redshirted while practicing with the varsity.
High School: Four-year letterman at Mayfield (Ky.) HS … Started his senior year, helping lead the team to a 9-4 record and the state playoffs … Senior year stats feature 81 completions in 165 attempts for 1,425 yards and 14 touchdowns … Also rushed for three touchdowns … All-Western Kentucky Conference selection … Team captain … Coached by Joe Morris and Paul Leahy … Won the team's scholastic award … Four-year letterman in baseball … Three-year letterman in basketball who won an area player of the week award … Played one year of golf and tennis … Very active in student life … President of the student council, Science Club, and Fellowship of Christian Athletes … Graduated with honors.
Personal: Full name is Robert Louis Barclay III … Born 9-9-81 in Mayfield, Ky. … Son of Robert and Anna Barclay … Major is accounting.
The Cats' Cause: Participated in the UK Schoolhouse Rock academic pep rally for fourth- and fifth-grade students (2001) ... Participated in service events at an adult day care center, Clays Mill Elementary, Richmond Retirement Place, and the UK Children's Hospital (2002) ... Participated in service events at the Boys and Girls Club and in the Relay for Life (2003).

Arliss Beach

Tailback, 6-0, 200, So-1L
Ashland, Ky. (Blazer)



Came out of spring practice as the No. 2 tailback ... Earned playing time last season as a true freshman ... Has gained approximately 15 pounds in the weight room since his arrival last year ... Has played in 12 games.

2002 (Freshman): Played in all 12 games on the kickoff return team and also saw time as a reserve tailback ... One of just six true freshmen who earned playing time and their first varsity letter ... Carried the ball 16 times for 111 yards ... Best game came against Texas-El Paso when he rushed nine times for 108 yards, including a 44-yard gain ... Returned 12 kickoffs for 219 yards, an average of 18.2 per return, with a long return of 33 yards.


Arliss Beach

High School: First-team all-state following his senior season at Blazer HS in Ashland, Ky. … Rushed for a school-record 2,533 yards on just 244 carries, a 10.4-yard average, and 39 touchdowns … Had three games that featured more than 300 rushing yards … Caught 15 passes for 176 yards and four touchdowns … Had a kickoff return for a TD … Second-team all-state by the *Louisville Courier-Journal* and named to the *Lexington Herald-Leader* "Class of the Commonwealth" listing of the top 22 seniors in Kentucky … Class AAA district and region Player of the Year as chosen by the state coaches association … Named to the all-area team as a junior and senior … Honorable mention all-state as a junior when he rushed for 1,620 yards and 18 TDs … Three-year starter at running back and defensive back … Helped his team to the state playoffs all three years … Set school career records for rushing yardage (4,711), total yardage (5,073), and points (426) … The No. 6 prospect in Kentucky by *SuperPrep* and an All-South pick by *PrepStar* … Coached by Larry Hall … Played in the Kentucky vs. Tennessee High School All-Star Game in the summer of 2002 … Led the Kentucky team to a 31-14 victory by rushing for 172 yards and two touchdowns on just 12 carries … Three-year letterman in basketball and was the starting point guard on a team that advanced to the state tournament his junior year … Named Best Defensive Player of the region tournament two years … A three-year letterman in track, competing in the long jump, 100- and 200-meter dashes, and the 4x100-meter relay … Member of the National Honor Society, Beta Club, and Human Relations Club … Received the Skip Lawson Memorial Black Leadership Youth Award … Made an early commitment to Kentucky and did not seriously consider other schools.

Personal: Full name is Arliss Hansen Beach … Born 3-28-84 in Louisville, Ky. … Son of Andre and Kerry Beach … Has a cousin, Marty Thomas, who played basketball at Eastern Kentucky … Another cousin, Juan Thomas, has played minor league baseball in the Chicago White Sox organization … Major is undeclared.

The Cats' Cause: Participated in service events with the Richmond Retirement Place and the "Mountain of Love" Christmas gift program (2002) ... Participated in Literacy Night at Leestown Middle School (2003).

Beach Career Statistics

Year	Pos.	Att.	Yds.	Avg.	TD	Long	KOR	Yds.	Avg.	TD	Long
2002	Tailback	16	111	6.9	0	44	12	219	18.2	0	33

Taylor Begley

Kicker, 6-0, 202, So-1L
Danville, Ky. (Boyle County)

- SEC All-Freshman Team by SEC Coaches, *The Sporting News,* and the *Knoxville News-Sentinel* (2002)
- SEC Special Teams Player of the Week vs. Louisville by the SEC Office (2002)
- SEC Academic Honor Roll (2001)



Finished the spring as the starting placekicker, but the competition is ongoing ... Showed good composure last year in his first season as the regular kicker ... Left-footed kicker ... Has played in 11 games.

2002 (Redshirt Freshman): Handled the field goal and extra point duties in 11 games ... Connected on nine of 14 field goal attempts ... Made three of four field goals in his first collegiate game at Louisville, including what proved to be the eventual game-winner of UK's 22-17 upset of the No. 17-ranked Cardinals ... Named SEC Special Teams Player of the Week for that performance ... Had career-long 49-yard field goals against Middle Tennessee and Arkansas ... Made 31 extra points and finished the season with 58 points.

2001 (Freshman): Redshirted ... Qualified for the SEC Academic Honor Roll.

High School: Set national and state records for kicking during his three seasons at Boyle County HS in Danville, Ky. … As a senior, made 97 of 98 extra points and 17 of 20 field goals for 148 points … Broke national record for points by a kicker in a season and tied the national mark for extra points in a season … Set a single-season state record for field goals made … First-team all-state by The Associated Press and the *Louisville Courier-Journal* … Made 64 of 65 extra points as a junior, along with 12 of 16 field goals … Helped Boyle County win consecutive Class AA championships with a spotless 30-0 record during his last two seasons … Two-year pick on the all-area team … Career mark of 184 extra points made is a state record and seventh in national history … Made 31 field goals in his career, with a long of 48 yards … His career total of 277 points by a kicker is fifth on the all-time national chart … Honorable mention all-state as a junior … Coached by Chuck Smith … Played in the Kentucky-Tennessee High School All-Star Game … Four-year letterman on the soccer team, helping Boyle County win a pair of district championships … A four-year letterman on the baseball team as a pitcher and third baseman … Baseball team won four district championships … An all-district pick as a senior … Member of the school's academic team that won the district championship … Chosen for Who's Who Among American High School Students … Member of the Global Club and Fellowship of Christian Athletes … Winner of the DAR Good Citizen Award, Faculty Award, and Social Studies Award … Had been asked

to walk-on at Mississippi State and South Carolina before UK's scholarship offer.
Personal: Full name is Taylor Andrew Begley … Born 12-13-82 in Danville, Ky. … Son of John and Mary Reinle Begley … Major is electrical engineering.
The Cats' Cause: Helped with the "Mountain of Love" Christmas gift program (2002).

Begley Career Statistics

Year	Pos.	G	FG	XP	Points	Long FG
2002	Kicker	11	9-14	31-37	58	49

Field Goals by Distance

Year	1-19	20-29	30-39	40-49	50+	Total
2002	0-0	2-3	3-5	4-6	0-0	9-14

Chris Bernard

Wide Receiver, 6-1, 188, Sr-1L
Mission Viejo, Calif. (Aliso Niguel/Saddleback College)



Played well in the spring and will be a regular in the playing rotation at wide receiver ... Made a solid contribution last season after moving up from the junior college ranks ... Experience should help him take on a greater role this season ... Showed good all-around ability ... Has played in 12 games with one start.

2002 (Junior): Played in all 12 games ... Started the win over Vanderbilt when UK opened in a three-receiver set ... Caught 14 passes during the season, good for 197 yards ... Hauled in a 49-yard scoring bomb against Texas-El Paso ... Caught three passes for 37 yards in the win at Mississippi State.
2001 (Sophomore): Garnered second-team junior college All-America honors at Saddleback College in Mission Viejo, Calif. …Caught 61 passes for 957 yards and eight touchdowns … Averaged 25.4 yards on kickoff returns … Led the team in all-purpose yardage … Helped lead team to a 7-4 record, a berth in the Western States Bowl, and a final national ranking of No. 29 … First-team All-Mission Conference ... Coached by Mark McElroy.
2000 (Freshman): Caught 15 passes for 284 yards and three TDs … Also rushed 42 times for 211 yards and completed three of six passes for 142 yards and one TD … Averaged 24 yards on kickoff returns and 6.9 yards on punt returns … Led the team in all-purpose yardage … First-team All-Mission Conference.
High School: Two-year starter at Aliso Niguel HS in Aliso Viejo, Calif. ... At various times, he played quarterback, wide receiver, running back, defensive back, punter and as a kickoff/punt returner ... An all-league performer as a senior, helping his team to the state playoffs ... Coached by Joe Wood ... Played for Laguna Hills (Calif.) HS as a sophomore for a team that posted a 13-1 record and won the division championship ... Also participated with the basketball, baseball, and track teams while in high school.
Personal: Full name is Christopher Matthew Bernard ... Born 2-1-82 in Mission Viejo, Calif. ... Son of Greg and Rahimah Bernard ... Major is agricultural economics.
The Cats' Cause: Participated in a service event at the UK Children's Hospital (2002).

Bernard Career Statistics

Year	Pos.	Rec.	Yds.	Avg.	TD	Long
2002	Wide Rec.	14	197	14.1	1	49

William Blair

Long Snapper, 6-0, 226, Fr-RS
Brodhead, Ky. (Rockcastle County)



Joined the team during the spring as a walk-on long snapper ... Battling for the starting job as the long snapper for punts ... Currently No. 2 at the position, but the coaches have indicated that the competition is still open.

2002 (Freshman): Not a member of the team.
High School: Three-year starter at Rockcastle County in Mount Vernon, Ky. ... Played center, nose guard, and middle linebacker ... Third-team all-state as a senior by the *Louisville Courier-Journal* ... Made 120 tackles as a senior, including four sacks, two fumble recoveries, and an interception ... Top game featured 24 tackles with two sacks against Bell County ... Totaled 74 tackles, with six sacks and three fumble recoveries (including one for a touchdown) as a junior ... Two-year choice on the all-district and all-region squads ... Team compiled a 37-5 record during his three seasons ... Went to the state playoffs all three seasons, advancing to the Class AAA state finals his senior year and the state semifinals his junior year ... Team captain as a senior ... Coached by Tom Larkey ... Member of the Fellowship of Christian Athletes and the Art Club ... Volunteer at the Ronald McDonald House.
Personal: William K. Blair III was born 11-19-83 in Richmond, Ky. ... Son of William and Veronica Blair ... Major is business economics ... Enjoys chess as a hobby.

Brad Booker

Linebacker, 6-2, 238, Fr-HS
Smith's Grove, Ky. (Bowling Green)



Enrolled at Kentucky in January after sitting out the fall as a "grayshirt" ... Has gained approximately 18 pounds since originally signing with Kentucky in Feb. 2002 and is working to continue his physical progress ... Will begin spring practice No. 3 at one of the inside linebacker positions.

High School: First-team all-state as a senior by the *Louisville Courier-Journal* when he piled up 186 tackles, including 11 for loss and five quarterback sacks … Named to the *Lexington Herald-Leader* "Class of the Commonwealth" listing of the top 22 seniors in Kentucky … Four-year letterman and three-year starter at Bowling Green HS … Career stats at linebacker feature 559 tackles, five interceptions, seven fumble recoveries, three blocked kicks, 27 tackles for loss, and 10 quarterback sacks … Also started at offensive tackle during his senior season … Second-team all-state as a junior by The Associated Press … Two-year choice on the All-Sky Conference first team … BGHS went to the state playoffs his freshman and senior seasons … Brad is the third all-state linebacker out of BGHS in the last five years … Coached by Kevin Wallace … An All-South pick by *PrepStar* magazine and the No. 4 prospect in Kentucky according to *SuperPrep* … Played in the Kentucky vs. Tennessee High School All-Star Game in the summer of 2002 … A four-year letterman in baseball as a catcher-outfielder … All-district performer as a junior who helped his team advance to the final eight of the state playoffs … Two-year letterman in basketball … Named to "Who's Who in Sports" … Committed to Kentucky during the summer before his senior season and did not seriously consider other schools.
Personal: Full name is Bradley Nelson Booker … Born 12-24-83 in Bowling Green, Ky. … Son of Joey and Vickie Booker … Major is physical therapy.

Karl Booker

Wide Receiver, 6-3, 178, Fr-RS
Chesapeake, W. V. (Riverside)



Made the team as a walk-on last fall ... Coaching staff likes his potential ... Has good height for a receiver ... Also has good speed.

2002 (Freshman): Redshirted.
High School: Two-year all-state performer at Riverside HS in Belle, W. V. ... Caught 44 passes as a senior, good for 1,112 yards and eight touchdowns ... Had 33 receptions for approximately 700 yards and 10 TDs as a junior ... Honorable-mention all-state as a soph when he grabbed 15 passes for 390 yards and six TDs ... Holds all of the school records for pass receiving ... Had three kickoff return touchdowns and one punt return TD during his career ... Played in the North-South All-Star Game as a senior ... Three-year starter whose teams compiled a 31-8 record ... Coached by Richard Whitman ... Three-year letterman on the basketball team ... The school's all-time leading scorer and an all-state pick as a junior and senior ... Two-year member of the track team, running in the relay events ... Member of the DECA Club, student council, and FCA ... Principal's list student ... Named an Outstanding African-American Achiever and also attended Boys' State.
Personal: Full name is Karl Wesley Booker ... Born 10-16-83 in Charleston, W. V. ... Son of Samuel and Deborah Booker ... Major is telecommunications.

Shane Boyd

Quarterback, 6-2, 220, Jr-2L
Lexington, Ky. (Henry Clay)



Played very well in spring practice ... During the three spring scrimmages, he completed 19 of 27 passes (70.4 percent) for 276 yards and one touchdown ... Fits the mold of the pass/run quarterbacks who excelled in offensive coordinator Ron Hudson's system during Hudson's term at Kansas State ... New coaching staff likes his athleticism and playmaking ability and wants to get him on the field ... The coaching staff has designed an offensive package in which two quarterbacks play at the same time, and the plays worked well in the spring ... Also played tailback and wide receiver in the dual-QB package ... Has played in 14 games, starting five.

2002 (Sophomore): Played in seven games as a reserve ... Completed 10 of 19 passes for 99 yards with no interceptions ... Second on the team in rushing with 124 yards on 10 carries, a 10.3 average, and one touchdown ... Came off the bench to provide spark in wins over Texas-El Paso and Middle Tennessee ... Had a career-long 41-yard run, along with a 20-yard touchdown run, against the Miners.
2001 (Redshirt Freshman): Played in seven games, starting five … Completed 55.2 percent of his passes and compiled 1,008 yards total offense ... Earned his first start against Ball State, completing 15 of 22 passes for 215 yards and two TDs … Completed 23 of 39 passes for 203 yards, one touchdown, and no interceptions against Florida … The Gator game marked his second consecutive 200-yard game and second consecutive game without an interception … Completed passes to 10 different receivers against the Gators ... Rushed for 43 yards and two TDs against Ole Miss ... Pitched in one game for the 2002 UK baseball team.
2000 (Freshman): Redshirted in football … Pitched for the Kentucky baseball team during the 2001 season, appearing in four games.
High School: Received the Frank Camp Award and Roy Kidd Award as the top player in the state of Kentucky … Also named the state player of the year by *USA Today* … Four-year letterman and three-year starter at quarterback for Henry Clay HS in Lexington … Helped his team advance to the state playoffs all four seasons … Threw for 1,994 yards and 25 touchdowns as a senior and rushed for 475 yards and eight TDs, despite missing a couple of games because of injury … First-team all-state by the *Louisville Courier-Journal* and second-team all-state by The Associated Press … Chosen for the *Lexington Herald-Leader* "Class of the Commonwealth" listing of the top 22 seniors in Kentucky … Honorable-mention all-state as a junior when he threw for more than 2,000 yards and also topped the 1,000-yard mark in rushing … Three-year member of the all-city team … Accounted for 7,996 yards and 92 touchdowns during his career, including 6,147 passing yards and 65 TD passes … Picked All-Southeast Region by *PrepStar* … The #6 prospect in the state by *SuperPrep* and the #42 prospect in the Southeast by the *Prep Football Report* … Coached by Sam Simpson … Four-year letterman in basketball who has earned all-city laurels … Three-year letterman in baseball, playing shortstop and pitcher, and has helped his team advance to the regional finals … Selected by Minnesota in the 13th round of the June, 2000, baseball draft ... Honor roll student, Governor's Scholar nominee, and named to the "Blue Chip Student" list … Selected for Who's Who Among American High School Students … Chose UK over Clemson, Minnesota, Northwestern, and Virginia.
Personal: Full name is Shane Anthony Boyd … Born 9-18-82 at Fort Huachuca, Arizona … Son of Scherer Boyd and Eddie Gilbert … Major is kinesiology.
The Cats' Cause: Participated in the Cat Tales reading program in area schools (2000) … Served meals at the Hope Center (2000-01) ... Celebrity waiter at the Leukemia Luncheon (2001) ... Participated in a service event at the Ronald McDonald House (2002 and 2003) ... Celebrity visitor at UK Children's Hospital (2003) ... Participated in a fundraiser for Family Care Center (2003).

Boyd Career Statistics

Year	G-GS	Comp.	Att.	Int.	Pct.	Yds.	TD	Long
2001	7-5	85	154	6	55.2	852	4	38
2002	7-0	10	19	0	52.6	99	0	28
Totals	**14-5**	**95**	**173**	**6**	**54.9**	**951**	**4**	**38**

Year	Rush	Yds.	Avg.	TD	Long	Tot. Plays	Tot. Yds.	Yds./Gm.
2001	32	156	4.9	3	24	186	1,008	144.0
2002	12	124	10.3	1	41	31	223	31.9
Totals	**44**	**280**	**6.4**	**4**	**41**	**217**	**1,231**	**87.9**

Boyd Game-by-Game Statistics

2001

Opponent	Comp.	Att.	Int.	Yds.	TD
Louisville	3	6	1	34	0
Ball State	15	22	0	215	2
Florida	23	39	0	203	1
Mississippi	7	20	1	72	0
South Carolina	20	36	2	188	1
Louisiana State	17	31	2	140	0
Georgia	DNP				
Mississippi State	DNP				
Vanderbilt	0	0	0	0	0
Tennessee	DNP				
Indiana	DNP				
Totals	**85**	**154**	**6**	**852**	**4**

Joe Brady

Offensive Guard, 6-3, 285, Fr-RS
Ft. Mitchell, Ky. (Beechwood)



Enters fall practice listed No. 2 on the depth chart behind senior Sylvester "Big Kat" Miller ... Has worked hard in the weight room and has gained approximately 10 pounds since enrolling at Kentucky ... His development will be crucial this year, as there are four seniors who will need to be replaced in 2004.

2002 (Freshman): Redshirted.
High School: Powerful offensive lineman with excellent physical development for this stage of his career ... Three-year starter at Beechwood HS in Ft. Mitchell, Ky. ... Started at offensive guard and tackle during his three seasons and also started at defensive tackle his last two years ... First-team all-state by The Associated Press and the *Louisville Courier-Journal* following his senior season ... Picked to the *Lexington Herald-Leader* "Class of the Commonwealth" listing of the top 22 seniors in Kentucky ... Named All-Northern Kentucky on both offense and defense ... Honorable-mention all-state his junior season ... Two-year selection on the all-conference team ... Team won the Class A state championship his sophomore season and went to the final eight of the state playoffs his senior season ... Team captain as a senior ... Has outstanding strength, with top lifts of 415 pounds in the bench press and 515 pounds in the squat lift ... Coached by Mike Yeagle ... Played in the Kentucky vs. Tennessee High School All-Star Game in the summer of 2002 ... Member of the National Honor Society ... Nominated for the area "That's My Boy" award for combination of athletics, academics, and character ... Was set on attending Kentucky and did not give significant consideration to other schools.
Personal: Full name is Joseph Matthew Brady IV ... Born 12-27-83 in Ft. Mitchell, Ky. ... Son of Joe and Becky Brady ... Major is landscape architechture.
The Cats' Cause: Participated in service events at Southern Elementary School and the "Mountain of Love" Christmas gift program (2002).

Daniel Burnett

Center, 6-5, 276, Jr-2L
Lexington, Ky. (Dunbar)

- Chosen to the UK Athletics "Society of Character" (2002)
- SEC Academic Honor Roll (2001)



Impressed the coaching staff during the spring and simply needs more game experience to become a first-rate center ... Got some experience in 2002 and is ready to play when called upon ... Enters fall practice as the No. 2 center behind capable senior Nick Seitze ... Has been selected as a member of the prestigious UK Athletics "Society of Character" ... Has played in 18 games.

2002 (Sophomore): Perhaps the best position change of spring practice came when he moved from the defensive line to center ... Played in all 12 games on special teams and as the backup center ... Made 3.5 knockdown blocks during his stints at center ... Earned his second varsity letter.
2001 (Redshirt Freshman): Played in six games, mostly on special teams ... Made one tackle ... Earned his first varsity letter ... Named to the SEC Academic Honor Roll.
2000 (Freshman): Redshirted.
High School: Standout two-way lineman who was a four-year letterman at



Dunbar HS in Lexington, helping his team advance to the state playoffs all four seasons ... Team won 13 games in two different seasons, finishing as state runner-up his sophomore year and going to the regional finals as a junior ... Started three seasons at defensive end and two years as a offensive lineman ... Totaled 121 tackles in his career, including 10 sacks and five fumbles caused ... Had 41 tackles as a senior, with two sacks and two fumbles caused ... Second-team all-state as a senior by The Associated Press, third-team by the *Louisville Courier-Journal*, and named to the "Class of the Commonwealth" top 22 seniors by the *Lexington Herald-Leader* ... Three-year pick on the all-city team ... The #14 defensive lineman in the Southeast by *PrepStar* ... One of the top 100 players in the Southeast and the #39 defensive tackle in the nation by Rivals.com ... Invited to play in the Kentucky-Tennessee High School All-Star Game ... Coached by Mike Meighan ... Also played one year of basketball at Dunbar ... Honor roll student who was nominated for the Wendy's "High School Heisman" award ... Daniel fulfilled a "lifelong dream" by signing with the Wildcats ... Committed early to UK, but had received serious recruiting interest from Boston College, North Carolina, Michigan, and Louisville.
Personal: Full name is Daniel Mattone Burnett ... Born 10-31-81 in Lexington ... Son of Chapman and LuAnn Burnett ... His great uncle, John Burnett, played football at Vanderbilt ... Major is accounting.
The Cats' Cause: Motivational speaker and participant in service events at numerous area schools (2000-03) ... Served meals at the Hope Center (2000-01) ... Participated in a service event at the UK Children's Hospital (2002) ... Participated in the "Cats Cultivating Character" Program (2002-03).

Vincent "Sweet Pea" Burns

Defensive End, 6-2, 264, Jr-1L
Lake Park, Ga. (Lowndes/Northern Arizona)

- All-Southeastern Conference (second team) by The Associated Press (2002)



One of the most pleasant developments of the 2002 season was the play of this transfer from I-AA Northern Arizona ... A high-intensity player whose motor runs full speed all the time ... Counted on to be a leader of a defense that returns only four starters from last season ... Team's leading returning tackler ... Will enter the season with a streak of six consecutive games with at least one tackle for loss ... Known by the nickname "Sweet Pea," given by his family when he was a baby ... Has played and started 12 games.

2002 (Junior): Made an immediate splash in the Division I-A ranks by earning second-team All-Southeastern Conference honors in his first playing season with the Wildcats ... Started all 12 games ... Led the defensive line in tackles with 65 stops ... Led the team in tackles for loss with 14.5 for -51 yards ... Came on strong at the end of the season, as all three of his quarterback sacks occured in the last four games of the season ... His first sack scored a safety in the win over Mississippi State ... Tied for the team lead in fumbles caused and fumbles recovered with two in each category ... Added nine quarterback hurries and two pass breakups ... Totaled a career-high 10 tackles, along with two quarterback hurries and a fumble recovery, in the win over Indiana ... Had career highs with three tackles for loss against Middle Tennessee and Georgia.
2001 (Sophomore): Transferred to UK from Northern Arizona … Practiced with the Wildcats but was not eligible to play because of the transfer rule.
2000 (Freshman): Saw action in nine games at Northern Arizona of Division I-AA … Made 27 tackles ... Ranked second on the team in tackles for loss with 11 (-33 yards) … Also recorded three sacks (-15) ... Intercepted a pass at Montana … Claimed two sacks against Montana State … Had season-high seven tackles against Southern Utah.
High School: First-team all-state as a senior at Lowndes High School in Valdosta, Ga. ... Also the player of the year in his region ... Helped Lowndes to the Class AAAA state championship his senior season ... Named Most Valuable Player of the state championship game after blocking a punt and scoring the first touchdown of the game ... Led team with 23 tackles for loss and 15 quarterback sacks during the season and also tallied three defensive touchdowns ... Caught 15 passes on offense and scored five TDs ... Coached by Milt Miller ... Selected to play in the Georgia North-South All-Star Game in the summer following his senior season ... Competed in the shot put in track and field and was a power forward on the basketball team his sophomore and junior seasons.
Personal: Full name is Vincent Eric Burns, Jr. ... Born 6-21-81 in Valdosta, Ga. ... Son of Hank Burns and Lavern Gardner ... Major is kinesiology.
The Cats' Cause: Participated in a service event at the Ronald McDonald House (2002).

Burns Career Statistics

Year	Position	G-GS	Tackles	TFL-Yds.	Sacks-Yds.	FR	FC	PBU	Safety
2002	Defensive End	12-12	65	14.5-51	3-22	2	2	2	1

Burns Game-by-Game Statistics

2002

Opponent	Tackles	TFL-Yds.	Sacks-Yds.
Louisville	5	2-6	0
Texas-El Paso	2	0	0
Middle Tennessee	5	3-7	0
Indiana	10	0.5-1	0
Florida	5	0	0
South Carolina	4	0	0
Arkansas	7	1.5-5	0
Georgia	6	3-5	0
Mississippi State	6	1.5-8	1-6
Louisiana State	4	1-8	1-8
Vanderbilt	4	1-3	0
Tennessee	7	1-8	1-8
Totals	**65**	**14.5-51**	**3-22**

Leonard Burress

Cornerback, 5-11, 188, Sr-3L
Memphis, Tenn. (Trezevant)



Two-year starter at cornerback ... Made significant progress last season ... UK's most experienced player in the secondary ... Showed his toughness by playing all of the 2002 season with a hernia, which was surgically repaired after the season ... Known by his nickname of "Taco" ... Has played in 31 games, including 18 starts.

2002 (Junior): Played in 11 games, starting the first 10 ... Missed the Vanderbilt game because of illness ... Led the team in pass breakups with 10 ... Had a career-high of four PBU at Tennessee ... Had two PBU in the win over Indiana ... Recovered a fumble in the win at Mississippi State ... Made 18 tackles during the season, including one for loss.
2001 (Sophomore): Played in nine games and started eight … Finished second on the team in pass breakups with 10 … Had three pass breakups against Ball State and two each against Louisville, Florida, and Mississippi State … Caused a fumble and shared a tackle for loss at South Carolina.
2000 (Freshman): Played in all 11 games as a true freshman … Saw most of his game action on special teams, then played some at the corner late in the season … Made eight tackles, earning his first varsity letter.
High School: Four-year starter on offense and defense at Trezevant HS in Memphis, Tenn., playing cornerback on defense and tailback/wide receiver on offense … Helped team go to the state playoffs all four seasons … First-team all-state as a senior, and was a two-time winner of player of the week honors in the talent-rich Memphis area … Totaled 68 tackles as a senior, with six interceptions, 10 pass breakups, and three fumble recoveries … Also rushed for approximately 1,100 yards and seven touchdowns, including 166 yards against rival Melrose in one of the biggest games in Memphis history … Three-year All-Metro Memphis pick … Named to the Vanguard Club, which honors top athletes from the Memphis area … The #4 prospect in Tennessee and the #21 defensive back nationally by *SuperPrep* … The nation's #48 cornerback by Rivals.com … All-Southeast Region by Rivals.com and *PrepStar* … One of the top 100 players in the Southeast by the *Prep Football Report* … Coached by Lynn Lang … Began running track his junior year in high school, competing in the 100-meter dash and the 400- and 800-meter relays … Finished fifth in the state meet in the 100 meters as a senior … Won the region in the 100 meters as a junior and has a best time of 10.5 seconds… A six-year letterman in baseball, having begun playing for the Trezevant varsity in seventh grade … Played every position except catcher … Holds the school career record for stolen bases … Member of the National Honor Society and the Spanish Club … Final choices included Kentucky, Clemson, and Arkansas.
Personal: Full name is Leonard Burress … Last name is pronounced "burRESS" … Born 11-9-81 in Memphis, Tenn. … Son of Leland and Shirley Burress … Major is kinesiology.

The Cats' Cause: Participated in the Cat Tales reading program at area schools (2001) ... Participated in a service event at an adult day care center (2001) ... Participated in a service event at Richmond Retirement Place (2002) ... Participated in a fundraiser for the Hope Center, a service event at the Ronald McDonald House, and has been a celebrity visitor to UK Children's Hospital (2003).

Burress Career Statistics

Year	Position	G-GS	Tackles	PBU	Int.-Yds.	FR	FC	TFL
2000	Cornerback	11-0	8	0	0	0	0	0
2001	Cornerback	9-8	26	10	0	0	1	0.5-3
2002	Cornerback	11-10	18	10	0	1	0	1-1
Totals		**31-18**	**52**	**20**	**0**	**1**	**1**	**1.5-4**

2001

Opponent	Tackles	PBU	Int.-Yds.
Louisville	3	2	0
Ball State	2	3	0
Florida	5	2	0
Mississippi	3	0	0
South Carolina	2	0	0
Louisiana State	3	0	0
Georgia	4	0	0
Mississippi State	1	2	0
Vanderbilt	4	1	0
Tennessee	INJ		
Indiana	INJ		
Totals	**34**	**10**	**0**

2002

Opponent	Tackles	PBU	Int.-Yds.
Louisville	1	0	0
Texas-El Paso	0	1	0
Indiana	4	2	0
Middle Tennessee	1	1	0
Florida	1	1	0
South Carolina	2	0	0
Arkansas	3	1	0
Georgia	2	0	0
Mississippi State	2	0	0
Louisiana State	1	0	0
Vanderbilt	ILL		
Tennessee	1	4	0
Totals	**18**	**10**	**0**

Alexis Bwenge

Tailback, 6-1, 215, So-1L
St. Apollinaire, Quebec (Champlain Prep)

- SEC Academic Honor Roll (2001)



Came on strong late in the spring to earn the starting nod going into August ... The position remains open, however, and he will have to continue to outpace his competitors ... An intelligent player who also saw some action at fullback during the spring; has the toughness and smarts to play both running back spots ... Had 12 carries for 64 yards and three touchdowns in the Blue/White Spring Game ... Played the backup role last season behind the SEC Offensive Player of the Year, Artose Pinner ... Has good toughness and has shown the ability to catch the ball out of the backfield ... Has played in 12 games with one start.

2002 (Redshirt Freshman): Played in all 12 games, including a start in the season finale at Tennessee ... Rushed for a season-high 34 yards on 10 carries against the Volunteers ... Finished the season with 81 yards on 29 attempts, including a long gain of 10 yards ... Caught five passes for 29 yards, including an 18-yard pickup against Texas-El Paso ... Member of the kickoff and punt return units that helped Derek Abney take back six kicks for touchdowns ... Earned his first varsity letter.
2001 (Freshman): Redshirted ... Named to the SEC Academic Honor Roll.
High School: Running back prospect with a good combination of size, speed, and power ... Played two years for Champlain Prep of Lennoxville, Quebec, helping lead his team to a pair of conference championships ... Named the Conference Offensive Player of the Year last season ... In eight regular season games, he rushed 111 times for 712 yards, a 6.4-yard average, and nine touchdowns ... Led the league in rushing and scoring ... Added 145 yards in the conference semifinal playoff game ... Chosen the Offensive Player of the Game in the conference championship, rushed for 156 yards and scored all three of his team's TDs in a 21-12 win ... Also returned punts and kickoffs for Champlain, averaging 25 yards per kickoff return and 9.4 yards on punt returns ... Played both running back and receiver during the 1999 season ... Rushed 88 times for 517 yards, 5.9 per carry, and four touchdowns ... Caught nine pass passes for 169 yards and three TDs as a receiver ... Was the runner-up for Conference Rookie of the Year ... "Alexis is a strong and powerful runner, with great vision, quickness, and speed," said Champlain Prep Coach Tony Addona. "He also catches the ball well and is a fierce competitor." ... Also a forward in basketball, helping lead Champlain to the provincial championship ... Prior to Champlain, he played five years of football at Seminaire St. Francois HS for Coach Luc Savoie.
Personal: Full name is Alexis Rukundo Bwenge ... Name is pronounced "ah-LEX-ee buh-GEENG-ee" ... Born 10-19-81 in Quebec City, Quebec ... Son of Mariette Dumas ... Major is political science.
The Cats' Cause: Served meals at the Hope Center (2001) ... Participated in a service event at the Ronald McDonald House (2001 and 2002).

Bwenge Career Statistics

Year	Pos.	Att.	Yds.	Avg.	TD	Long	Rec.	Yds.	Avg.	TD	Long
2002	Tailback	29	81	2.9	0	10	5	29	5.8	0	18

Ryan Byars

Punter, 6-2, 177, Sr-Sq
Lexington, Ky. (Lafayette/Indiana)



Finished the spring No. 3 in the competition to replace departed All-American Glenn Pakulak ... Joined the team in 2001 as a walk-on ... Has good size and has worked to improve his consistency and technique.

2002 (Junior): Member of the team but did not see game action.
2001 (Sophomore): Joined the UK football team but did not see game action.
2000 (Redshirt Freshman): Transferred to UK in the spring of 2000 ... Did not play football.
1999 (Freshman): Enrolled at Indiana and tried out as a walk-on punter for the Hoosiers.
High School: Two-year starter at Lafayette HS in Lexington ... Averaged 41 yards as a junior and 43 yards as a senior ... First-team all-city punter both

seasons ... Honorable-mention all-state by the *Louisville Courier-Journal* as a senior ... Won the Lafayette special teams award as a junior and senior ... Kicked a school-record 51-yard field goal during his senior season ... Coached by Don Young ... Played one year of basketball and two years of baseball ... A two-year academic letterman.

Personal: Full name is Ryan McCormick Byars ... Born 8-20-80 in Lexington ... Son of Skip and Missy Byars ... Major is kinesiology.

Jeremy Caudill

Defensive End, 6-3, 295, Sr-3L
Martin, Ky. (Prestonsburg)

- SEC Academic Honor Roll (2001)



Successfully made the transition from tackle to end during spring practice ... Liked the freedom of playing on the outside ... Two-year starter at defensive tackle who is playing end for the first time as a collegian ... One of only two seniors who are returning starters for this young defense ... Counted on for leadership ... Had his best season as a Wildcat in 2002 after struggling with a back injury as a sophomore ... Extremely strong player whose ability to drive blockers back helped him block two kicks last season ... Has played in 32 games, starting 23 ... Among the team, he is known for his impersonation of the movie character "Shrek" and will entertain his teammates occasionally with an imitation.

2002 (Junior): Started every game at defensive tackle ... Showed no traces of the back injury that slowed him down in 2001 ... Accounted for 39 tackles, including four for loss ... Also had a pair of quarterback sacks ... Second on the team in quarterback hurries with 16 ... Had four pass breakups during the season, tops among UK defensive linemen ... Played perhaps his best game ever in the season-opening upset of No. 17-ranked Louisville ... Officially, he made three tackles and had two pass breakups, but he also spent much of the evening harassing quarterback Dave Ragone and was credited with five quarterback hurries ... Blocked an extra point kick against Florida ... Had a career-high six tackles and blocked a field goal against LSU.

2001 (Sophomore): Played in the final nine games after missing the first two because of a back injury ... Saw more action as the season, and his playing condition, progressed ... Totaled 11 tackles and two quarterback hurries ... Had a season high of three tackles against Florida ... His hurry on Mississippi State's Wayne Madkin forced an errant throw that was picked off by David Johnson ... Also played fullback in plays at Georgia and Vanderbilt, helping block for a first down and a touchdown, respectively ... Named to the SEC Academic Honor Roll.

2000 (Freshman): Started every game, a rare feat for a true freshman defensive lineman ... Made 20 tackles, including a season high of four against Indiana ... Had 6.5 tackles for loss, including sacks against Indiana and Tennessee ... In Dec. 2000, received the National High School Scholar-Athlete Award at the annual National Football Foundation and Hall of Fame Awards Luncheon in New York City.

High School: A *Parade* magazine All-American who has a remarkable combination of size, speed, and strength ... Four-year starter at Prestonsburg (Ky.) HS ... On offense, started at fullback as a sophomore and senior and in the offensive line as a junior ... Started at linebacker as a freshman, then moved into the defensive line his last three seasons ... Helped his team go to the state playoffs all four years, advancing to the third round his junior year ... Career totals include 264 tackles, 34 quarterback sacks, and 14 fumble recoveries on defense; 1,418 rushing yards and 23 TDs ... Rushed for 585 yards and nine touchdowns as a senior, along with 81 tackles, eight quarterback sacks, three pass breakups, four fumbles caused, and three fumbles recovered on defense ... First-team all-state as a senior and second team as a junior by the *Louisville Courier-Journal* ... Named to the *Lexington Herald-Leader* "Class of the Commonwealth" listing of the top 22 seniors in Kentucky ... Honorable mention all-state two years by The Associated Press ... Two-year member of the All-Mountain area team ... Named one of the top 100 players in the Southeast by Rivals.com and the #26 defensive tackle in the United States ... The #4 prospect in Kentucky and listed #28 in the Southeast by *SuperPrep* ... The #7 defensive lineman in the Southeast, according to *PrepStar* ... Best lifts included 425 pounds in the bench press, 700 pounds in the squat lift, 700 in the dead lift, and 405 in the power clean ... Coached by John DeRossett ... A 4.0-student who is a member of the National Honor Society, Who's Who Among American High School Students, and Who's Who Among American High School Athletes ... Chose Kentucky over Tennessee, Florida State, and numerous others.

Personal: Full name is Jeremy David Caudill ... Born 11-22-81 in Lexington ... Son of John and Karen Caudill ... Major is biology and is considering going to medical school.

Caudill Career Statistics

Year	Position	G-GS	Tackles	TFL-Yds.	Sacks-Yds.	FR	FC	PBU	Blk. Kick
2000	Def. Tackle	11-11	20	6.5-27	2-18	1	0	0	0
2001	Def. Tackle	9-0	11	0.5-2	0	0	0	0	0
2002	Def. Tackle	12-12	39	4-11	2-5	1	1	4	2
Totals		**32-23**	**70**	**11-40**	**4-23**	**2**	**1**	**4**	**2**

Caudill Game-by-Game Statistics

2000

Opponent	Tackles	TFL-Yds.	Sacks-Yds.
Louisville	1	0	0
South Florida	1	1-1	0
Indiana	4	1-8	1-8
Florida	1	0	0
Ole Miss	2	0	0
South Carolina	2	1.5-3	0
Louisiana State	3	1-2	0
Georgia	2	1-3	0
Mississippi State	2	0	0
Vanderbilt	1	0	0
Tennessee	1	1-10	1-10
Totals	**20**	**6.5-27**	**2-18**

Caudill Game-by-Game Statistics

2002

Opponent	Tackles	TFL-Yds.	Sacks-Yds.
Louisville	3	0	0
Texas-El Paso	3	2-8	1-4
Indiana	1	0.5-1	0
Middle Tennessee	4	0	0
Florida	2	0	0
South Carolina	3	1-1	1-1
Arkansas	4	0.5-1	0
Georgia	1	0	0
Mississippi State	4	0	0
Louisiana State	6	0	0
Vanderbilt	4	0	0
Tennessee	4	0	0
Totals	**39**	**4-11**	**2-5**

Tommy Cook

Wide Receiver, 6-0, 190, Jr-2L
Victoria, Tex. (Victoria)

- SEC Academic Honor Roll (2001)



Returning starter at wide receiver ... Continued to earn a starting position during spring practice under the new coaching staff ... Steady wideout who also has developed into a stellar special teams performer ... Did a tremendous job last season covering punts and blocking on kickoff returns ... Has shown an all-around combination of speed, hands, and agility ... Has played in 23 games with 17 starts.

2002 (Sophomore): Started all 12 games ... Caught 22 passes for 276 yards and two touchdowns ... Best game was four catches for 63 yards against Middle Tennessee ... Hauled in TDs in consecutive games against South Carolina and Arkansas ... Extremely valuable on special teams ... An ace cover man on the punt team ... Made seven tackles and provided excellent coverage as he helped the Wildcats set a school record for team net punting average ... Also recovered a fumbled punt at Arkansas, helping set up a touchdown in Kentucky's 29-17 upset of the Razorbacks ... A blocker on the kickoff return unit that helped Derek Abney have two KOR touchdowns.

2001 (Redshirt Freshman): Played in all 11 games, started the last five, and emerged as a significant contributor in the stretch of the season ... Season totals feature 20 receptions for 298 yards, a 14.9-yard average, and three touchdowns ... 14 of his receptions came in the last three games of the season ... Caught five passes for 77 yards and his first two collegiate TDs in the win at Vanderbilt ... Caught seven balls for 115 yards, both career highs, in the finale at Indiana ... Named to the SEC Academic Honor Roll.

2000 (Freshman): Redshirted.

High School: A wide receiver/defensive back who moved to quarterback his senior season at Victoria (Tex.) HS … Four-year starter … Started at wide receiver as a freshman, played both ways as a receiver/defensive back as a sophomore and junior, then played QB as a senior … Helped Victoria go to the playoffs all four years in the Class AAAAA ranks, the highest classification in Texas … Team went to regional finals of the playoffs in three of the four years … As a senior, completed 64 of 127 passes for 1,015 yards … Rushed 99 times for 622 yards, an average of 6.2 per carry … Team's Most Valuable Player and was named all-district and All-Bay Area … Missed much of his junior year because of injury … Collected more than 1,000 receiving yards, 15 touchdowns, and nine interceptions his sophomore season … Also had a 90-yard punt return in a regional playoff game … Picked first-team all-district, All-Bay Area, and All-South Texas that year, rare honors for a soph … Impressed the UK coaching staff when he ran a 4.4-second 40-yard dash at the UK Summer Football Camp … Coached by Wayne Condra … Star middle infielder in baseball, winning all-district and All-Bay Area laurels as a sophomore and junior … Member of the student council … Honor roll student, member of the National Honor Society, and was named second-team academic all-state … Also his school's Homecoming King, Senior Prom King, and voted "Mr. Victoria High School"...Tommy chose Kentucky over Vanderbilt, Texas, Texas A&M, and Notre Dame.

Personal: Full name is Thomas Lee Cook, Jr. … Born 7-3-81 in Houston, Tex. … Son of Tommy and Patty Cook …Comes from an athletic family … His grandfather, Travis Cook, played football and ran track at East Texas State and also was a minor league baseball player … His father, Tommy Cook, Sr., played football and baseball at Blinn Junior College and continued his baseball at Pan American University … Tommy Cook, Sr. has coached football and baseball in Texas high schools since 1966 … Major is kinesiology.

The Cats' Cause: Participated in a service event at Southern Elementary School (2002).

Cook Career Statistics

Year	Position	G-GS	Rec.	Yds.	Avg.	TD	Long
2001	Wide Rec.	11-5	20	298	14.9	3	32
2002	Wide Rec.	12-12	22	276	12.5	2	40
Totals		**23-17**	**42**	**574**	**13.7**	**5**	**40**

Cook Game-by-Game Statistics

2001

Opponent	Rec.	Yds.	TD
Louisville	1	9	0
Ball State	0	0	0
Florida	1	7	0
Mississippi	0	0	0
South Carolina	0	0	0
Louisiana State	2	41	0
Georgia	2	16	0
Mississippi State	0	0	0
Vanderbilt	5	77	2
Tennessee	2	33	1
Indiana	7	115	0
Totals	**20**	**298**	**3**

2002

Opponent	Rec.	Yds.	TD
Louisville	1	31	0
Texas-El Paso	0	0	0
Indiana	0	0	0
Middle Tennessee	4	63	0
Florida	1	21	0
South Carolina	4	37	1
Arkansas	3	25	1
Georgia	2	24	0
Mississippi State	2	48	0
Louisiana State	3	9	0
Vanderbilt	1	12	0
Tennessee	1	6	0
Totals	**22**	**276**	**2**

Travis Day

Linebacker, 6-3, 250, Fr-HS
Columbus, Ga. (Carver)



Enrolled at Kentucky in January after sitting out the fall as a "grayshirt" ... Originally signed with Kentucky in Feb. 2002 ... Received a trial at outside linebacker in the spring and the coaching staff plans to keep him at that position ... Played some linebacker in high school and runs well for a player his size.

High School: An all-region and all-city pick as a senior at Carver HS in Columbus, Ga. … Three-year starter at Carver … At various times in his career, he played tackle, end, and linebacker on defense and tackle and tight end on offense … Honorable-mention all-city as a sophomore and junior … Team's Most Outstanding Offensive Player as a junior and Most Outstanding Defensive Player as a senior … Career statistics feature 404 tackles, 15 quarterback sacks, three interceptions (including one returned for a touchdown), and seven fumble recoveries … Combines size

and strength with excellent speed, as he has been timed at 4.7 seconds in the 40-yard dash … Coached by Wallace Davis, who has helped produce approximately 50 Division I-A players, including three future National Football League players, during his term as head coach … Travis was a three-year letterman in track and field, competing in the shot put and discus throw … Finished fourth in the region in the discus … Member of Future Business Leaders of America, Spanish Club, VICA Club, and Co-President of the "C" Club for the school's athletes.

Personal: Full name is Travis Jamoya Day … Born 5-29-84 in Columbus, Ga. … Son of Tommy and Mary Day … Major is undeclared.

Dominick DeVastey

Wide Receiver, 6-4, 200, So-Sq
Round Rock, Tex. (Taylor)



Hopes to impress the new coaching staff and earn his first playing time in the 2003 season ... Has good height for a receiver.

2002 (Redshirt Freshman): Member of the team but did not see game action.

2001 (Freshman): Redshirted.

High School: Three-year all-district choice at Taylor (Tex.) HS … Was the leading receiver in a run-oriented offense … As a senior, caught 20 passes for 348 yards and three touchdowns, averaging 17.4 yards per reception … Caught 11 passes for 240 yards and three TDs during his junior season, an average of 21.8 yards per catch … Helped his team advance to the state playoffs during his sophomore and junior seasons … Coached by Wayne Schroder … Four-year letterman on the basketball team, playing center and power forward … Two-year pick for the all-district team … Helped his team win several district and area championships … Member of the student senate and the National Honor Society … Chosen for the Hugh O'Brien Youth Leadership organization … Honor roll student … Narrowed his choices to Kentucky, Vanderbilt, and Dartmouth before selecting the Wildcats.

Personal: Full name is Dominick Clifford Vincente DeVastey … Last name is pronounced "de-VASS-tee" … Born 10-25-82 in Austin, Tex. … Son of Cliff and Ginette DeVastey … Major is finance.

The Cats' Cause: Participated in service events at the Richmond Retirement Place, the "Mountain of Love" Christmas gift program, Ronald McDonald House, and the annual UK Children's Hospital "Breakfast With Santa" (2002) ... Also part of other service events at the Boys and Girls Club and the UK Children's Hospital (2003).

Jason Dickerson

Long Snapper, 6-2, 228, Fr-RS
Elizabethtown, Ky. (Elizabethtown)



Made the team as a walk-on long snapper a year ago ... Finished the spring as the No. 1 long snapper on punts, but the position remains up for grabs, according to the coaches.

2002 (Freshman): Redshirted.

High School: Two-year letterman and starter at Elizabethtown (Ky.) HS ... Played tight end, defensive tackle, and long snapper ... Coached by Brett Burnett ... Member of the Beta Club, Fellowship of Christian Athletes, Pep Club, and the Homecoming Court.

Personal: Jason Dickerson was born 7-5-83 in Covington, Ky. ... Son of Joseph and Debra Dickerson ... Major is biology and is considering medical school.

Randy Driver

Strong Safety, 6-1, 208, Fr-RS
Glasgow, Ky. (Glasgow)



Eager to see the field after redshirting in 2002 ... Enters August as the backup at strong safety ... Made two tackles for the victorious Blue squad in the Blue/White Spring Game.

2002 (Freshman): Redshirted.

High School: Outstanding two-way performer in high school who has good size for a defensive back … Three-year starter at Glasgow (Ky.) HS … Three-year regular on defense as a safety … Started two years on offense as a running back and slot receiver … Team went 36-8 in his three seasons, advancing to the state finals in Class AA his sophomore and junior seasons and the state semis his senior year … Senior year stats feature 95 tackles and four interceptions on defense … Rushed 95 times for 551 yards and 12 TDs and also caught 12 passes for 100 yards and two TDs … Named to the All-South team by *PrepStar* magazine and is the No. 7 prospect in Kentucky according to *SuperPrep* … Second-team all-state by the *Louisville Courier-Journal* … Chosen for the *Lexington Herald-Leader* "Class of the Commonwealth" listing of the top 22 seniors in the state … Class AA Player of the Year by the state coaches' association … Honorable-mention all-state as a junior … Three-year pick on the all-district and All-Sky Conference teams … Coached by Jerry Eubank … Attended Male HS in Louisville in the fall semester of his freshman year and played for that school … Played in the Kentucky vs. Tennessee High School All-Star Game in the summer of 2002 … A six-year letterman on the Glasgow track team, competing in the 100- and 200-meter dashes each year … Best time in the 100 is 10.56 seconds and top time in the 200 is 22.3 ticks … Member of the DECA Club … Chose Kentucky over Toledo … Plans to enroll at Kentucky in Jan. 2003.

Personal: Full name is Randy Ricardo Driver … Born 3-21-83 in Glasgow, Ky. … Son of Ricky and Brenda Wood … Ricky Wood played football at Morehead … Randy's brother, Tony Driver, played football at Notre Dame and currently is a member of the Buffalo Bills … Plans a major in business or sociology.

The Cats' Cause: Participated in service events at the Ronald McDonald House, Southern Elementary School, and the annual UK Children's Hospital "Breakfast With Santa" (2002).

Jeremiah Drobney

Tight End, 6-4, 245, So-1L
Massillon, Ohio (Washington)

- SEC Academic Honor Roll (2001)



His knee injury early in spring practice was a major disappointment for the coaching staff, as the coaches liked what they saw in him ... Fortunately, the injury did not require surgery and he should be full speed in August ... Has an opportunity to win a starting role following the graduation of Chase Harp ... Currently slotted No. 2 behind senior Win Gaffron going into the fall ... Has good knowledge of the game and pass-catching ability ... Has worked hard in the weight room and added approximately 30 pounds over the last two years ... Has played in 12 games with one start.


Jeremiah Drobney

2002 (Redshirt Freshman): Played in all 12 games as a reserve tight end and on special teams ... Started the season finale at Tennessee ... Caught two passes for 23 yards during the season ... A blocker on the kickoff return team that helped Derek Abney bring back two KOR for touchdowns ... Garnered his first varsity letter.
2001 (Freshman): Redshirted ... Earned a place on the SEC Academic Honor Roll.
High School: Two-year starter at Washington HS in the football hotbed of Massillon, Ohio ... As a senior, caught 48 passes for 618 yards and seven touchdowns ... Set a single-game school record with 10 receptions in one game ... Named to the all-county and All-Northeast Ohio teams following his senior season ... Caught 16 passes for 252 yards and five TDs as a junior ... Helped his team to a 19-3 record during his last two seasons, including a pair of playoff appearances ... "Jeremiah has a great football IQ," said Washington Coach Rick Shepas. "He reads coverages and runs option routes well. He has outstanding speed for a tight end and can get vertical on you." ... Chosen for the Stark County East-West All-Star Football Game ... A four-year letterman on the track team ... Ran the 110-meter high hurdles and 400-meter dash ... Valedictorian of his graduating class ... Member of the National Honor Society and French Club ... Jeremiah selected UK over Akron, Kent, and Harvard.
Personal: Last name is pronounced "DROB-nee" ... Born 12-14-82 in Amberg, Germany, as his father was in the military ... Son of Sylvester and Debra Drobney ... Sylvester played football at Marshall ... Major is finance.
The Cats' Cause: Guest speaker at Stonewall Elementary (2002) ... Participated in a service event at an adult day care center and the annual UK Children's Hospital "Breakfast With Santa" (2002) ... Participated in service events at the Boys and Girls Club and the Morton Middle School Math Competition (2003).

Drobney Career Statistics

Year	Position	G-GS	Rec.	Yds.	Avg.	TD	Long
2002	Tight End	12-1	2	23	11.5	0	12

Clem Fennell

Cornerback, 5-8, 171, So-Sq
Ft. Thomas, Ky. (Highlands)



Entering his third season with the Wildcats ... Made a good impression in the spring with his work ethic and physical play ... Could earn some playing time on special teams.

2002 (Redshirt Freshman): Member of the team but did not play in a game.
2001 (Freshman): Redshirted.
High School: Three-year letterman and two-year starter at cornerback at Highlands HS in Ft. Thomas, Ky. ... A member of three state championship teams at Highlands ... Coached by Dale Mueller ... Three-year member of the track team who competed in the 400-meter run ... President of his senior class.
Personal: Full name is Clem Radcliff Fennell IV ... Born 6-11-83 in Ft. Thomas, Ky. ... Son of Clem and Vickey Fennell ... His father, Clem, played football at the University of Cincinnati ... Major is marketing.
The Cats' Cause: Participated in a service event at the Boys and Girls Club (2003) ... Celebrity visitor to UK Children's Hospital (2003).

Earven Flowers

Cornerback, 5-10, 185, Jr-2L
Temple, Tex. (Temple)



Got a trial at cornerback during the spring and the coaches liked what they saw ... Played well and finished the spring as the starter at one corner ... Also a likely contributor on special teams ... Has played in 25 games.

2002 (Sophomore): Played in all 12 games ... Was the "utility man" of the Wildcat secondary, playing every position ... Accumulated 22 tackles, featuring a career-high five stops at Florida ... Biggest play of his career came against Louisville; with three minutes to go, he deflected a pass that was intercepted by Mike Williams, clinching the upset for the Wildcats ... Two games later, he made an interception that set up a touchdown in the victory over Indiana ... Credited with four pass breakups during the season ... Had pass breakups on consecutive plays at Mississippi State, including a fake punt on fourth down ... Stopping the fake punt set up a Kentucky field goal early in the game ... An unsung hero on special teams ... Flowers and Claude Sagaille played the "quarterback" role on the punt return team that helped Derek Abney bring back four punts for touchdowns.
2001 (Redshirt Freshman): Played in all 11 games at outside safety and on special teams ... Made eight tackles, including a career high of three tackles and a pass breakup against Ball State ... Received his first varsity letter.
2000 (Freshman): Played in the first two games ... Credited with one tackle ... Sustained a hip injury in the South Florida game, sidelining him for the remainder of the season ... Was able to receive a medical hardship.
High School: Started two seasons at cornerback for Temple (Tex.) HS ... Named second-team All-Central Texas and all-district as a senior when he made 69 tackles, including four "great hits" ... Led the district in interceptions with five, returning one for a touchdown, and also credited with five pass breakups ... Also played occasionally at running back, running 11 times for 156 yards, a 14.2-yard average, and an 82-yard touchdown ... Chosen for the *Gridiron Greats* Team Elite South ... Made 50 tackles, had four pass breakups, and blocked two field goals as a junior ... Played two years at Columbus (Ga.) HS, starting at cornerback as a sophomore, before moving to Temple ... "A great



cover corner," according to Texas high school coaching legend Bob McQueen … Four-year letterman in basketball and track … Competes in the 110- and 300-meter hurdles and the 400-meter relay … Has advanced to the regional track meet twice … Honor roll student … Member of his school's Black Student Association … Active in volunteer work at the Ronald McDonald House and in church activities … Picked UK over Oklahoma State and Missouri.

Personal: Full name is Earven Denard Flowers … Born 4-9-82 in Temple, Tex. … Son of Steve Fisher and Veronica Moten ... Steve played football at Virginia Union and Veronica ran track at Texas Tech … His uncle, Larry Flowers, played free safety at Texas Tech and for the NFL's New York Giants … Major is kinesiology.

The Cats' Cause: Participated in the Cat Tales reading program at area schools (2000).

Flowers Career Statistics

Year	Position	G-GS	Tackles	PBU	Int.-Yds.
2000	Cornerback	2-0	1	0	0
2001	Safety	11-0	8	1	0
2002	Def. Back	12-0	22	4	1-0
Totals		**25-0**	**31**	**5**	**1-0**

Raymond Fontaine

Linebacker, 6-4, 215, So-1L
Ottawa, Ontario (Sir Robert Borden)



One of the pleasant developments of spring practice was the play of Fontaine as he converted from defensive end to linebacker ... The new position proved well-suited to his rangy frame and notable athletic ability ... Also could see significant action on special teams ... Has gradually added weight and strength through his workouts ... Has played in 12 games.

2002 (Redshirt Freshman): Played in all 12 games, seeing extensive playing time on special teams and occasional duty at defensive end ... Made nine tackles and was credited with two quarterback hurries ... Played on the kick-off return and punt return teams that helped Derek Abney take back six kicks for touchdowns and break or tie numerous NCAA, SEC, and UK records ... Earned his first varsity letter.

2001 (Freshman): Redshirted.

High School: Played eight years for the Myers Raiders club team in Ottawa, the same club team that produced current New York Giants Jesse Palmer and Pat Woodcock … At various times, played defensive back, linebacker, and end on defense and wide receiver on offense … Coached by Dan Murphy … Attended Sir Robert Borden High School in Ottawa, where he played basketball and was a member of the track and field team … Five-year starter in basketball, helping his team advance to the city finals one year … Once played against former Wildcat Jamaal Magloire … Participated in the 200- and 400-meter runs for the track



team, advancing to the regional meet … Also was a long jumper who advanced to the provincial finals … Best long jump was seven meters, which is approximately 23 feet … School's athlete of the year for two years.
Personal: Full name is Raymond G. Fontaine ... Born 9-1-80 in Ottawa, Ontario ... Son of Karl Fontaine and Raymonde Michel ... Major is marketing ... Is bilingual, speaking English and French.

Fontaine Career Statistics

Year	Position	G-GS	Tackles	TFL-Yds.	Sacks-Yds.
2002	Def. End	12-0	9	0	0

Bruce Fowler

Tight End, 6-4, 270, Fr-RS
New Orleans, La. (Isidore Newman)



Coaches like the potential of this big prospect ... Worked out at tight end and fullback during spring practice before being assigned to tight end ... Caught two passes for 26 yards in one of the spring scrimmages ... An excellent pass catcher, especially for a player his size.

2002 (Freshman): Redshirted.
High School: Three-year letterman and starter at Isidore Newman School in New Orleans ... Played tight end and defensive end ... Listed among the state's top 100 players in a Louisiana football magazine ... Top game was five catches for 87 yards against Riverside HS ... Second-team all-district as a junior ... Helped team win the district championship his sophomore season ... Coached by Frank Gendusa ... Lettered four years in track, competing in the shot put and discus throw ... State runner-up as a junior in both the shot and disc ... Team captain ... Three-year letterman in basketball ... Two-year all-district pick who also garnered All-Metro New Orleans honors as a junior ... Decided to walk on at Kentucky after also considering Alabama-Birmingham, Tulane, LSU, Florida, and Louisiana Tech.
Personal: Full name is Bruce Miller Fowler Jr. ... Born 7-31-84 in New Orleans, La. ... Son of Bruce Fowler and Andre Trevigne' Fowler ... His father played basketball at Tennessee State ... Major is finance.

Scott Fryman

Free Safety, 5-10, 174, Jr-Sq
Cold Springs, Ky. (Campbell County)



Made the team as a walk-on free safety in 2002 ... Had been away from football for two years ... Played well in the spring, impressing the new coaching staff ... Made one tackle and had a nice pass breakup in the Blue-White Spring Game ... Could see action on special teams this season.

2002 (Sophomore): Joined the team ... Did not see game action.
2000-01 (Freshman/Redshirt Freshman): Attended UK but did not play football.
High School: Three-year letterman and two-year starter at safety for Campbell County HS in Alexandria, Ky. ... Named to the all-district team and an All-Northern Kentucky All-Star as a senior ... Team captain ... Coached by Mike Corson ... Two-year letterman on the wrestling team.
Personal: Full name is Scott Keith Fryman ... Born 10-18-82 in Ft. Thomas, Ky. ... Son of Shelby and Sue Fryman ... Major is civil engineering.

Tim Funderburk

Free Safety, 6-2, 192, Sr-1L
Charlotte, N. C. (West Charlotte/N. C. A&T/N. C. State)



Good athlete who enters his second season as a free safety after playing quarterback earlier in his career ... Goes into August listed No. 2 on the depth chart ... Made an interception during one of the spring scrimmages, the only interception sustained by Jared Lorenzen during the 15 spring practices ... Has played in three games.

2002 (Junior): Played in the first three games before sustaining a fractured collarbone that ended his season ... Had played well on special teams prior to the injury ... Made two tackles ... Caused and recovered a fumble on a Texas-El Paso kickoff return, setting up a touchdown against the Miners ... Earned his first varsity letter.
2001 (Sophomore): Transferred to Kentucky ... Practiced with the team as a quarterback but sat out game action as a transfer.
2000 (Sophomore): Transferred to North Carolina State.
1999 (Freshman): Played 10 games for North Carolina A&T in Greensboro ... Completed 8 of 18 passes for 141 yards and two touchdowns ... Rushed 11 times for 57 yards, an average of 5.2 yards per carry ... Team went 11-2 and advanced to the second round of the Division I-AA playoffs.
High School: Three-year starter at quarterback at West Charlotte (N. C.) HS ... Team went 12-2 senior year and won the conference championship ... Coached by Tom Knotts ... Played in the North Carolina vs. South Carolina Shrine Bowl Game ... Also played baseball and basketball in high school.
Personal: Full name is Timothy Andrew Funderburk ... Born 11-9-80 in Charlotte, N. C. ... Son of Wayne and Jane Funderburk ... Major is communication.
The Cats' Cause: Participated in a service event at an adult day care center (2002).

Funderburk Career Statistics

Year	Position	G-GS	Tackles	FR	FC
2002	Free Safety	3-0	2	1	1

Win Gaffron III

Tight End, 6-5, 235, Sr-2L
Nashville, Tenn. (Nashville Christian)



Competing with Jeremiah Drobney for the starting role at tight end ... Finished the spring as the starter at the position ... The new offense requires good blocking at tight end, which suits his skills ... Former walk-on who has earned a scholarship ... Also vying for the long snapping duties on punts ... Has played in 18 games.

2002 (Junior): Played in all 12 games on special teams ... Also saw occasional duty at tight end, especially in short-yardage situations ... Caught a six-yard pass against Georgia.
2001 (Sophomore): Re-joined the team after sitting out a year and by the end of the season had earned playing time on special teams ... Played in six games and earned a varsity letter.
2000 (Sophomore): Did not play football ... Redshirted.
1999 (Freshman): Played for the UK junior varsity team.
High School: Five-year letterman and four-year starter at Nashville (Tenn.) Christian School ... At various times, played tight end, defensive end, linebacker, and long snapper ... All-region and all-state as a junior and senior ... Coached by Tony Keeton ... Four-year letterman in basketball who was a three-time all-region selection ... Two-year member of the track and field team ... Finished third in the state in the discus throw ... Member of the Spanish Club and chess team.



Personal: Full name is Winston Bromley Gaffron III ... Born 10-19-79 in Nashville, Tenn. ... Son of Winston and Judy Gaffron ... Winston was a member of the UK football team from 1967-71 and received a varsity letter in '71 (see page 87) ... Major is kinesiology.
The Cats' Cause: Participated in a service event at Ronald McDonald House (2003).

Gaffron Career Statistics

Year	Position	G-GS	Rec.	Yds.	Avg.	TD	Long
2001	Tight End	6-0	0	0	-	0	-
2002	Tight End	12-0	1	6	6.0	0	6
Totals		**18-0**	**1**	**6**	**6.0**	**0**	**6**

Monquantae Gibson

Tailback, 6-1, 195, Fr-RS
Louisville, Ky. (Moore)



Looking to garner playing time at tailback after a redshirt season ... Working to add weight and strength to his wiry frame ... Has good speed and is tough to catch in the open field.

2002 (Freshman): Redshirted.
High School: One of the top running backs in the history of Kentucky high school football ... Four-year starter as a running back and defensive back at Moore HS in Louisville ... Led the state in rushing his senior season with 2,756 yards and 43 touchdowns ... Also led the state in scoring with 288 points ... Had an amazing performance against Shawnee HS when he rushed 25 times for 574 yards and nine touchdowns; the 574 yards is a single-game state record ... The *USA Today* National High School Player of the Week for that performance ... Twice chosen as the WAVE-TV Paul Hornung Scholar-Athlete of the Week for the Louisville area ... Led team to the second round of the state playoffs ... Runner-up for "Mr. Football" in Kentucky ... First-team all-state by The Associated Press and the *Louisville Courier-Journal* ... On the "Class of the Commonwealth" list of the top 22 seniors in Kentucky by the *Lexington Herald-Leader* ... All-South by the *Orlando Sentinel* ... *Student Sports* magazine named him All-Midwest as a multi-purpose player and the No. 2 prospect in Kentucky ... The No. 11 running back in the South by *PrepStar* ... Stellar career totals feature 851 carries for 6,741 yards, a 7.9-yard average, and 97 rushing touchdowns ... Had 110 total touchdowns and 696 points in high school ... Second in state history in total points and touchdowns and sixth in rushing yardage ... Leading rusher and scorer in Louisville high school history ... Third-team all-state as a junior when he rambled for 2,002 yards and led the state in scoring ... Three-year member of the all-district team and two years all-county ... Area player of the year as a senior and district player of the year his last two seasons ... Team's most valuable player for three seasons ... Coached by Jay Fulmer ... Played in the Kentucky vs. Tennessee High School All-Star Game in the summer of 2002 ... Rushed 14 times for 46 yards and one TD in Kentucky's 31-14 win ... Played one year of basketball ... Two-year member of the baseball team and was all-district as a junior ... Named to "Who's Who Among American High School Students" ... Member of the "Men of Quality" and Teens Against Tobacco Use school organizations ... Chose Kentucky over Auburn, Miami (Ohio), Louisville, Louisiana State, and Tennessee.
Personal: Full name is Jamie Monquantae Gibson ... Name is pronounced "mah-QUAN-tay," as the first "n" is silent ... Born 12-28-83 in Louisville, Ky. ... Son of James and Agnes Gibson ... A cousin, Cory Stroud, played defensive back at Kentucky State University ... Major is undeclared.
The Cats' Cause: Participated in the annual UK Children's Hospital "Breakfast With Santa" (2002).

Russell Goodwin

Linebacker, 6-3, 232, Fr-RS
Louisville, Ky. (DuPont Manual)



Making the adjustment to playing linebacker after having played defensive end throughout his career ... Joined the team in 2002 as a walk-on defensive end ... Was moved to outside linebacker in the spring by the new coaching staff ... Enters fall practice as the No. 2 OLB behind Deion Holts ... Has good size for a linebacker is looking to continue his physical development.

2002 (Freshman): Redshirted.
High School: Three-year letterman and two-year starter at DuPont Manual HS in Louisville, Ky. ... Made the all-district team as a senior ... Led the team in quarterback sacks with 10, including a top game of four sacks against Atherton ... Coached by Joe Nichols and Jerry Mayes ... Graduate of the school's university magnet program ... Member of the Fellowship of Christian Athletes.

Personal: Full name is Alvin Russell Goodwin II ... Born 3-27-84 in Nashville, Tenn. ... Son of Alvin and Kathy Goodwin ... Major is telecommunications.

Richard Gray

Nose Tackle, 6-1, 242, So-1L
Sevierville, Tenn. (Sevier County)



Hoping to earn playing time at the nose tackle position ... Although a bit undersized for his position, don't count out this hard-nosed walk-on ... Compensates for his size with excellent quickness and a feisty attitude ... Has a knack for slicing through a gap in the line of scrimmage and penetrating the backfield ... Zipped through the first-team offensive line to record a sack during the Blue/White Spring Game ... Has played in two games.

2002 (Redshirt Freshman): Saw action in two games, UK's wins over Texas-El Paso and Indiana ... Made three tackles, including a four-yard tackle for loss, against UTEP ... Got his first varsity letter.
2001 (Freshman): Redshirted.
High School: Three-year letterman and starter at Sevier County (Tenn.) HS ... Set school career record with 41 quarterback sacks ... Totaled 76 tackles as a senior, including 15 sacks and 28 other tackles for loss ... Had 22 sacks as a junior when Sevier County won the Class AAAAA state championship ... Had eight sacks in a game against Oak Ridge ... All-state as a junior and senior ... Region Defensive Player of the Year as a senior ... Three-year member of the all-county team ... Coached by Stephen Brewer ... Four-year member of the track team, competing in the 100- and 200-meter dashes ... Two-year member of the wrestling team and advanced to the state wrestling meet.
Personal: Full name is Richard Sullivan Gray ... Born 8-16-83 in Kansas City, Mo. ... Son of Victoria Jacobs Gray ... Richard's grandfather, Edwin "Sully" Jacobs, was a three-year letterman as a UK football player in 1938-40 (see page 87) ... Major is social studies education.

Gray Career Statistics

Year	Position	G-GS	Tackles	TFL-Yds.	Sacks-Yds.
2002	Def. Tackle	2-0	3	1-4	0

Clay Greunke

Tight End, 6-2, 245, Fr-RS
Vine Grove, Ky. (North Hardin)



Good-sized tight end prospect ... Made the team as a walk-on in 2002 ... Intense competitor who impressed the coaches with his desire ... Caught two passes for 24 yards during the spring scrimmages.

2002 (Freshman): Redshirted.
High School: Four-year starter at North Hardin HS in Radcliff, Ky. ... Versatile athlete who played tight end, defensive tackle, and punter ... First-team all-area at all three positions his senior year ... Caught 30 passes as a senior for 476 yards and two touchdowns ... His quarterback was current Wildcat Andre' Woodson ... Best game came against Fort Knox, when he caught five passes for a touchdown and had two sacks in the first half; the game was cancelled at halftime because of weather ... Caught 11 passes for two TDs as a junior ... Second-team all-area punter as a freshman and junior ... Team won the district championship his senior year ... Coached by Joe Washington and Joe Jaggers ... Four-year letterman on the baseball team as an outfielder and pitcher ... Member of the student council, Fellowship of Christian Athletes, National Honor Society, and Pep Club ... A two-year academic letterman.
Personal: Full name is Larry Clay Greunke ... Born 7-18-83 in Elizabethtown, Ky. ... Son of Lee and Robin Greunke ... An uncle, Jay Tesar, was a punter for Kentucky in the 1980s (see page 87) ... Major is agricultural biotechnology ... Says his hobby is "correcting people on how to say my last name," which is pronounced GRUN-kee.

Antonio Hall

Offensive Tackle, 6-5, 302, Sr-3L
Canton, Ohio (McKinley)

- Named "Mr. Wildcat," the top overall male student-athlete at Kentucky, at the UK all-sports banquet (2003)
- All-America (honorable mention) by CNNSI.com (2002)
- All-SEC (first team) by SEC Coaches, *Birmingham News* (2002)
- All-SEC (second team) by The Associated Press (2002)
- National Good Works Team by the American Football Coaches Association (2002)
- SEC Good Works Team (2002)
- Chosen for the UK Athletics Society of Character (2002)
- True Freshman All-America by Rivals.com (2000)
- Freshman All-America (third team) by *The Sporting News* (2000)
- SEC All-Freshman by SEC Coaches and the *Knoxville News-Sentinel* (2000)



A Renaissance man who pounds the piano and opposing linemen with equal ferocity and felicity ... Has started 34 consecutive games at right tackle, opening every game since his arrival as a true freshman in the 2000 season ... On the preseason watch lists for the Outland Trophy and Lombardi Award, both of which are awarded to top linemen in the nation ... Continues to improve his strength that complements his outstanding athletic ability ... Also saw some time at guard during spring practice and he has the athletic and mental ability to play either position ... Has spent three seasons protecting the blind side of left-handed quarterback Jared Lorenzen ... Has excellent musical aptitude, plays the piano, and is a gifted singer who can belt out opera and show tunes ... Has been profiled in *Sports Illustrated* for his combination of athletic and musical ability ... Has a remarkable sense of civic responsibility and has been very dedicated to community service ... Created, organized, and directed the "Complete Collegiate Experience," a one-day seminar held in July 2002 that introduced approximately 10 middle-school students to academics, athletics, and teamwork on the collegiate level ... Recently inducted into the Lexington Young Professionals Association in recognition of his achievements and contributions to the city ... Plans to teach music to inner-city children following his playing career ... Has been chosen as a member of the prestigious UK Athletics "Society of Character" ... Cousin of current Wildcats Chad Anderson and Ellery Moore.

2002 (Junior): Started all 12 games ... Recognized for his performance with first-team All-SEC honors by the SEC Coaches and *Birmingham News* ... Blocked for the SEC's leading rusher, Artose Pinner ... Kentucky finished second in the SEC in scoring offense ... Totaled 74 knockdown blocks, including a season-high 14 against LSU ... Had double-figure knockdown block games against Indiana (11) and Missis-

sippi State (10) ... Named to the National Good Works Team and the SEC Good Works Team.

2001 (Sophomore): Started all 11 games for the second consecutive season, despite playing much of the season with an injured ankle ... Led the team in "knockdown blocks" with 94 ... Had double-figure knockdown block games against LSU (13), Tennessee (12), Ole Miss (12), Mississippi State (12), Florida (11), and Ball State (10).

2000 (Freshman): True freshman started every game at right tackle ... Chosen for the True Freshman All-America team picked by Rivals.com and third-team Freshman All-America by *The Sporting News* ... Named to the SEC All-Freshman teams picked by the SEC Coaches and the *Knoxville News-Sentinel* ... His blocking helped the Wildcats lead the SEC in total offense (445.5 yards per game) and passing offense (335.4 ypg).

High School: One of the nation's premier lineman prospects ... First-team All-America by the *Prep Football Report* and second-team All-America by *USA Today* ... Named to the *Parade* magazine All-America team ... The nation's #1 defensive tackle by Rivals.com ... The #3 offensive line prospect and the #19 player overall nationally by *SuperPrep* ... The nation's #11 offensive lineman and #12 player in the Midwest by *PrepStar* ... Four-year letterman and three-year starter at McKinley HS in the football hotbed of Canton, Ohio ... Started three years at offensive guard and two seasons at defensive tackle ... As a senior, made 67 tackles, including four tackles for loss, three quarterbacks sacks, two fumble recoveries, and one fumble caused ... First-team all-state in addition to his national laurels ... Named Player of the Year for his district and county, a rare feat for a lineman ... Made 86 tackles, including eight for loss, as a junior and was chosen second-team all-state, All-Northeast Ohio, and all-county ... McKinley won the Div. I (highest classification) state championship during his sophomore and junior seasons ... Team went 14-0 his sophomore year and also was chosen the national champion ... Handled long snaps on field goals and extra points and also did some of the long snapping for punts ... Was invited to play in the Big 33 Ohio vs. Pennsylvania All-Star Game and the Ohio North/South All-Star Game ... Coached by Kerry Hodakievic ... A four-year letterman in track, competing in the shot put and discus throw ... Went to the regional meet in the discus as a junior ... Two-year letterman in basketball, helping his team go to the state final four as a sophomore ... Member of the Youth Leadership Club, Chess Team, and Speech Team ... Has excellent musical aptitude, sings in the church and school choirs, and plays the piano ... Honor roll student ... Narrowed his choices to Kentucky, Ohio State, and Michigan before picking the Wildcats.

Personal: Full name is Antonio Alexander Hall ... Born 3-28-82 in Canton, Ohio ... Son of William and Venus Ahmed and Nick and Anna Marie Spondyl ... His cousin, Wayne Fontes, is the former head coach of the Detroit Lions ... Two cousins, Chad Anderson and Ellery Moore, signed with the Wildcats in Feb. 2001 ... Major is music education ... Is the youngest member of the Lexington Singers, a community choral group that gives public musical performances.

The Cats' Cause: Participated in the Cat Tales reading program at area schools (2001) ... Has done several service events at area schools (2001-03) ... Served as a mentor to a high school student in the Mashburn Excel Scholarship Program (2001-02) ... Participated in a service event at UK Children's Hospital, the UK Schoolhouse Rock academic pep rally for fourth- and fifth-grade students, and the Hope Center (2002) ... Created, organized, and directed the "Complete Collegiate Experience," a one-day seminar held in July, 2002, that introduced approximately 10 middle-school students to academics, athletics, and teamwork on the collegiate level ... Has helped with fundraisers for the Hope Center and the Family Care Center (2003).

Justin Haydock

Linebacker, 6-3, 227, Jr-1L
Louisville, Ky. (St. Xavier)

- Verizon Academic All-America nominee (2002)
- SEC Academic Honor Roll (2001)



Played well in a reserve role last season and hopes to win a starting inside linebacker position in 2003 ... Going into fall practice, he is bracketed with Jon Sumrall as a starter ... Former walk-on who has earned a scholarship ... Heady player who earned an Academic All-America nomination last season ... Has played in 10 games.

2002 (Sophomore): Played in 10 games as a reserve linebacker ... Accounted for 25 tackles, with a career-high five vs. Georgia ... Had two pass breakups ... A blocker on the kickoff return team that helped Derek Abney have two KOR for touchdowns ... Returned three kickoffs for 52 yards, including a long return of 33 yards.

2001 (Sophomore): Redshirted ... Earned a place on the SEC Academic Honor Roll.

2000 (Freshman): Played for the UK junior varsity.

High School: Three-year letterman and two-year starter for St. Xavier HS in Louisville, a perennial power in the Kentucky Class AAAA (highest classification) ranks ... Helped St. X to a three-year record of 35-7 and state championships in his senior and sophomore years ... Had 124 tackles as a senior, including seven for loss ... Made five interceptions, returning one for a touchdown ... Most Valuable Player of the 1999 state championship game when he made 18 tackles in the title win over Bryan Station ... Charted 118 tackles and three interceptions as a junior ... Two-year all-district pick and also honorable-mention all-state for two years ... Coached by Mike Glaser ... Three-year letterman on the wrestling team, helping St. X to the state championship his junior year ... Member of the school chorus ... Peer leader and student ambassador.

Personal: Full name is Justin Patrick Haydock ... Born 2-28-82 in Louisville ... Son of Robert and Rosemary Haydock ... Robert played football at Louisville ... Major is marketing.

The Cats' Cause: Participated in the UK Schoolhouse Rock academic pep rally for fourth- and fifth-grade students (2001) ... Participated in a service event at UK Children's Hospital (2002) ... Participated in service events at Mary Queen of the Holy Rosary School, the Boys and Girls Club, and the Relay for Life (2003).

Haydock Career Statistics

Year	Position	G-GS	Tackles	TFL-Yds.	Sacks-Yds.	PBU
2002	Linebacker	10-0	25	0	0	2

Haydock Game-by-Game Statistics

2002

Opponent	Tackles	TFL-Yds.	PBU
Louisville	4	0	0
Texas-El Paso	0	0	1
Indiana	INJ		
Middle Tennessee	INJ		
Florida	3	0	0
South Carolina	1	0	0
Arkansas	4	0	1
Georgia	5	0	0
Mississippi State	3	0	0
Louisiana State	2	0	0
Vanderbilt	3	0	0

Tennessee	0	0	0
Totals	**25**	**0**	**2**

Glenn Holt, Jr.

Wide Receiver, 6-2, 182, So-1L
Opalocka, Fla. (North Miami)



Continued to develop his excellent potential during spring practice ... Caught eight passes for 141 yards, averaging 17.6 yards per catch, with one touchdown, during the three spring scrimmages ... Coaching staff believes he is a great fit for the big-play UK passing game ... Enters August No. 2 at the "X" receiver behind All-American Derek Abney and definitely is slated for regular time in the playing rotation ... Has good height and speed ... Has played in 12 games.

2002 (Freshman): Played in all 12 games as a reserve receiver and on special teams ... Caught four passes for 31 yards, including a 12-yard touchdown catch in the win over Texas-El Paso ... Also scored against UTEP on a 16-yard end-around run ... Returned three kickoffs for a 20.3-yard average.
High School: Rangy wide receiver was a three-year letterman and two-year starter at North Miami (Fla.) HS … Started his last two seasons at wide receiver and was a starting defensive back his senior season … All-district performer as a senior when he caught 29 passes for 375 yards and seven touchdowns … Added seven interceptions as a defensive back … Honorable-mention all-district as a junior when he was named his team's top junior player … Coached by Gil Lora … A three-year letterman on the track team … His events are the triple jump, 4x400-meter relay, and the 330-meter hurdles … As a senior, placed sixth in the state in the triple jump … District champion in the triple jump his junior year … District runner-up in the hurdles … Chose Kentucky over North Carolina State and Miami (Fla.).
Personal: Full name is Glenn Clinton Holt, Jr. … Born 7-31-84 in Miami, Fla. … Son of Glenn Holt, Sr. and Vanessa Harrison … Glenn Holt, Sr., played wide receiver at Louisiana State and Western Kentucky … A cousin, Reginald Holt, played football at Wisconsin and for the Green Bay Packers … Another cousin, Alan Holt, played football at Minnesota … Major is undeclared.
The Cats' Cause: Participated in a service event at the Ronald McDonald House (2002) ... Celebrity visitor to UK Children's Hospital (2003).


Glenn Holt

Holt Career Statistics

Year	Position	G-GS	Rec.	Avg..	Yds.	TD	Long
2002	Wide Rec.	12-0	4	31	7.8	1	12

Rush	Yds.	Avg.	TD	Long	KOR	Yds.	Avg.	TD	Long
2	22	11.0	1	16	3	61	20.3	0	23

Deion Holts

Linebacker, 6-2, 248, So-1L
Bowling Green, Ky. (Warren Central)

- SEC All-Freshman team by SEC Coaches (2002)



Moved to outside linebacker in the spring after playing defensive end last year ... Appeared to make a good transition, showing the speed needed for the position ... Displayed his big-play potential in the Blue/White Spring Game, with three tackles for loss, including a quarterback sack ... Has played in 12 games.

2002 (Redshirt Freshman): Played in all 12 games as the team's top reserve at defensive end ... Earned SEC All-Freshman honors ... Totaled 30 tackles, including a season-high five stops against LSU ... Made 3.5 tackles for loss, including a sack, at Tennessee ... Blocked a punt against LSU ... Also credited with six QB hurries, two pass breakups, and one fumble caused during the season ... Member of the punt return team that helped clear the way for four Derek Abney touchdown returns ... Won the "Scratch Award" as UK's walk-on of the year for all sports at the 2003 CATSPY Awards.
2001 (Freshman): Redshirted.
High School: Three-year starter at Warren Central HS in Bowling Green ... During his career he played linebacker, defensive end, wide receiver, and tight end ... Honorable-mention all-state as a senior as selected by The Associated Press and the *Louisville Courier-Journal* ... Coached by Ricky Wood ... Two-year member of the track and basketball teams ... Competed in the 200-meter dash and the sprint relays in track.
Personal: Full name is Yauntia Deion Holts ... Born 9-4-83 ... Son of Gilbert and Corrina Holts ... Major is psychology.

Holts Career Statistics

Year	Position	G-GS	Tackles	TFL-Yds.	Sacks-Yds.	PBU	FR	FC	Block
2002	Def. End	12-0	30	3.5-16	1-8	2	0	1	1

Holts Game-by-Game Statistics

2002

Opponent	Tackles	TFL-Yds.	Sacks-Yds.
Louisville	2	0	0
Texas-El Paso	1	0	0
Indiana	1	0	0
Middle Tennessee	2	0	0

Florida	3	1-4	0
South Carolina	3	0	0
Arkansas	3	0.5-1	0
Georgia	3	0	0
Mississippi State	3	0	0
Louisiana State	5	0	0
Vanderbilt	2	1-3	0
Tennessee	2	1-8	1-8
Totals	**30**	**3.5-16**	**1-8**

Andrew Hopewell

Tailback, 5-10, 196, So-1L
Harrodsburg, Ky. (Danville)



Earned playing time last season as a freshman walk-on, a rare feat ... Played mostly on special teams ... Hopes to see more action as a running back in the coming year ... Has good speed and elusiveness and has impressed the coaches with his toughness and effort ... Younger brother of current Wildcat Daniel Hopewell ... Has played in 11 games.

2002 (Freshman): Played in 11 games as a freshman walk-on ... Ran the ball two times for 21 yards against Texas-El Paso, including a 15-yard scoring run ... That was the first touchdown by a true freshman walk-on at Kentucky since freshmen became eligible to play in the early 1970s ... Also had one kickoff return for 18 yards at Florida ... Most of his time came on kickoff coverage and he made five tackles ... Also recovered a Middle Tennessee fumble that set up a Wildcat field goal.



High School: Four-year starter at Danville (Ky.) HS, playing running back and linebacker ... Second-team all-state as a senior ... Three years all-district and two years on the all-area team ... Danville went 27-3 in his last two seasons and won a pair of state championships ... Scored the game-winning touchdown in the state semifinal game his senior year ... In the state championship game of his junior year, he caused a fumble that led to the game-winning touchdown ... Won numerous "Player of the Week" awards during his career ... Coached by Sam Harp ... Won the "110 Percent Award" for both football and track ... Lettered on the track team and won all-state honors on the 4x200-meter relay team ... Member of the Fellowship of Christian Athletes ... Honor roll student.

Personal: Full name is Andrew Wheeler Hopewell ... Born 7-26-83 in Florence, Ala. … Son of David and Teri Hopewell … David played football at Kentucky in the 1970s and also played one year with the Seattle Seahawks (see page 87) … Teri played professional tennis in the late 1970s ... An uncle, Cliff Berger, played basketball at Kentucky in the 1960s under Coach Adolph Rupp ... Major is management.

Hopewell Career Statistics

Year	Pos.	Att.	Yds.	Avg.	TD	Long	KOR	Yds.	Avg.	TD	Long
2002	Tailback	2	21	10.5	1	15	1	18	18.0	0	18

Daniel Hopewell

Wide Receiver, 5-10, 187, Jr-2L
Harrodsburg, Ky. (Harrodsburg)

- SEC Academic Honor Roll (2001)



Dedicated walk-on looks to continue his steady progress ... Has good hands ... Older brother of current Wildcat Andrew Hopewell ... Has played in three games.

2002 (Sophomore): Played in two games ... Caught two passes for 16 yards against Texas-El Paso and also saw action in the win over Middle Tennessee ... Garnered his second varsity letter.

2001 (Redshirt Freshman): Saw action at Georgia and caught one pass for 13 yards ... Received a varsity letter ... Named to the SEC Academic Honor Roll.

2000 (Freshman): Redshirted while practicing with the varsity.

High School: Four-year letterman and three-year starter at Harrodsburg (Ky.) HS … Played quarterback, wide receiver, and defensive back … Had approximately 800 passing yards, 858 rushing yards, and 600 receiving yards his senior year … Chosen second-team all-state by The Associated Press … As a junior, passed for approximately 1,200 yards while adding 600 rushing yards … Set a school record with seven touchdown passes in one game … Two-year choice on the all-district and all-area teams … Team was state runner-up in his freshman and sophomore seasons … Coached by Donald Wayne Smith and Alvis Johnson … Member of the Fellowship of Christian Athletes and several of the school's academic clubs … Honor roll student.

Personal: Dan Hopewell was born 8-24-80 in Owensboro, Ky. … Son of David and Teri Hopewell … David played football at Kentucky in the 1970s and also played one year with the Seattle Seahawks … Teri played professional tennis in the late 1970s ... An uncle, Cliff Berger, played basketball at Kentucky in the 1960s under Coach Adolph Rupp ... Major is management.

The Cats' Cause: Participated at Literacy Night at Leestown Middle School (2003).

Hopewell Career Statistics

Year	Position	G-GS	Rec.	Yds.	Avg.	TD	Long
2001	Wide Rec.	1-0	1	13	13.0	0	13
2002	Wide Rec.	2-0	2	16	8.0	0	10
Totals		**3-0**	**3**	**29**	**9.7**	**0**	**13**



Daniel Hopewell

Matt Huff

Offensive Tackle, 6-5, 305, Jr-2L
Louisville, Ky. (St. Xavier)

- SEC Academic Honor Roll (2001)



A part-time starter the last two seasons, he looks to secure a full-time role at left tackle this year ... Returned to full speed in the spring after seeing last season cut short by an injured knee ... Excellent student who uses his intelligence to help him on the field ... One of five returning offensive linemen with starting experience ... Has played in 14 games, starting 11.

2002 (Sophomore): Played in nine games, starting the first seven ... Missed the last three when he sustained a knee injury ... Made 26 knockdown blocks during the season, with a season-high six in the win over Indiana ... Blocked for the SEC rushing champion, Artose Pinner ... As a team, Kentucky finished second in the SEC in scoring offense.
2001 (Redshirt Freshman): Played in five games, starting the last four ... Saw his first significant action at South Carolina at right tackle when Antonio Hall moved to guard during the game ... Started the final four games at left tackle in place of the injured Matt Brown ... Named to the SEC Academic Honor Roll.
2000 (Freshman): Redshirted.
High School: First-team all-state offensive tackle by The Associated Press and the *Louisville Courier-Journal* as a senior at perennial power St. Xavier High School in Louisville … Also named to the *Lexington Herald-Leader* "Class of the Commonwealth" listing of the top 22 seniors in the state … Honorable-mention All-America by *USA Today* … All-Southeast Region by *PrepStar* … Part-time starter as a sophomore, then a full-time regular as a junior and senior … Helped St. Xavier win Class AAAA (highest classification) state championships in his sophomore and senior seasons, with the team averaging 39.5 points per game in 1999 … Also a two-year pick on the all-district and all-county teams … Has noteworthy athletic ability, according to coach Mike Glaser, with great hips and feet … A three-year letterman on the track team, participating in the shot put … Advanced to the regional meet as a junior … Was an honor student at St. Xavier … Narrowed his choices to Kentucky and Louisville before picking the Wildcats.
Personal: Full name is Matthew Robert Huff … Born 5-8-82 in Louisville … Son of Lila Hettel … Major is foreign language and international economics.

Antoine Huffman

Cornerback, 6-0, 175, So-1L
Jonesboro, Ga. (Lovejoy)

- SEC Academic Honor Roll (2001)



One of several good, young cornerbacks in contention for playing time ... Enters August listed No. 2 at one of the corners ... Played well last season as a freshman, showing good cover ability ... Showed toughness by playing all season with a broken thumb ... Extremely active in community service (see The Cats' Cause list below) ... Has played in 12 games with two starts.

2002 (Redshirt Freshman): Played in all 12 games ... Started the last two games against Vanderbilt and Tennessee ... Made 16 tackles ... Had nine pass breakups, just one shy of the team high ... Top game was three PBU against the Volunteers ... Playing efficiency underscored by the fact that he sustained a broken thumb early on and played all season with a cast on one hand.
2001 (Freshman): Redshirted ... Named to the SEC Academic Honor Roll.
High School: Talented defensive back listed as one of the top-50 prospects in the talent-rich state of Georgia, according to *SuperPrep* magazine … Started three years on defense and two on offense at Lovejoy (Ga.) HS … Played cornerback as a sophomore and junior … Moved to free safety for his senior year, but was hampered by a knee sprain that caused him to miss three games … Three-year defensive totals included 192 tackles, two interceptions, seven pass breakups, and four fumbles caused … Two-year starter at wide receiver … Best offensive season was as a junior when he caught 22 passes for 358 yards, a 16.3-yard average, and two touchdowns … A two-year pick on the all-region team … Helped Lovejoy advance to the Class AAAA state playoffs during his sophomore and junior seasons … "A very intelligent, competitive young man who is conscientious and a perfectionist," said Lovejoy Coach C. W. Campbell … A two-year letterman in baseball at shortstop … Helped his team advance to the state final four during his junior season … Also played basketball one season … Honor roll student … President of the Interclub Council … President of the "Hoops for Heart" committee that helps raise money for heart transplants … Member of a joint faculty-stu-



Antoine Huffman

dent committee that develops school policies … Member of the Fellowship of Christian Athletes … Narrowed his choices to Kentucky and Auburn before tabbing the Wildcats.

Personal: Full name is Antoine Semeon Huffman … Born 10-15-82 in Atlanta, Ga. … Son of Aspie Huffman-Johnson … Major is telecommunications.

The Cats' Cause: His 2002 service activities included the 4-H Club Cultural Celebration, an adult day care center, the annual UK "Schoolhouse Rock" academic pep rally for fourth- and fifth-graders, the Ronald McDonald House, Richmond Retirement Place, the Kentucky Excel program, mentoring local students, the UK Children's Hospital annual "Breakfast With Santa," and the K-Club Christmas Store for Kids ... In 2003, he participated in service with Cats Cultivating Character, the Boys and Girls Club, an adult day care center, fundraisers for the Hope Center and the Family Care Center, and Ronald McDonald House ... During his two years at UK he has made countless service appearances at area schools and as a celebrity visitor to the UK Children's Hospital.

Huffman Career Statistics

Year	Position	G-GS	Tackles	Int.-Yds.	PBU
2002	Cornerback	12-2	16	0	9

Justin Hutton

Kicker, 6-4, 202, Sr-1L
Hammond, Ind. (Hammond)



Good kicker who is part of a numbers logjam ... One of three returning kickers vying for the field goal, extra point, and kickoff responsibilities ... Got his first taste of varsity game action last season ... Also has experience with the junior varsity ... Has played in one game.

2002 (Junior): Played in one game, the win over Texas-El Paso ... Got three extra point opportunities and nailed all three ... Received his first varsity letter.
2001 (Sophomore): Practiced with the team but did not see game action.
2000 (Sophomore): Redshirted.
1999 (Freshman): Kicked for the UK junior varsity.
High School: Three-year starting kicker for Hammond (Ind.) HS … Made 15 of 19 field goals in his career, along with 86 of 88 extra points … Two-year selection on the all-state, all-area, and all-conference teams … Named Most Valuable Special Teams Player all three years at Hammond … Helped his team to three appearances in the state playoffs … Coached by Jim Sherer … Good all-around athlete … Played four years of soccer, three years of golf, and two years of basketball … All-state in soccer … All-conference in basketball and golf … Honor roll student who was a member of the school's Fortran language club.
Personal: Full name is Justin William Hutton … Born 10-7-81 in Hammond, Ind. … Son of William Hutton … Major is architecture and enjoys art in his spare time.
The Cats' Cause: Participated in fundraiser for the Family Care Center (2003).

Hutton Career Statistics

Year	Position	G	FG	XP	Total Pts.
2002	Kicker	1	0-0	3-3	3



Justin Hutton

Ronald "Rock" Johnson

Running Back, 6-0, 245, So-1L
Cleveland, Ohio (St. Peter Chanel)



Finished the spring as the starting fullback ... Did a good job in the spring, with his most notable play coming when he zipped 70 yards for a touchdown in one practice ... Has worked hard to improve his conditioning over the last two years ... Has recovered from ankle and knee injuries that hampered him last season ... Has played in six games, including one start.

2002 (Redshirt Freshman): Played in six games ... Drew a starting assignment against Georgia ... Had one carry for one yard ... Also caught a four-yard pass ... Got his first varsity letter.
2001 (Freshman): Redshirted.
High School: Two-time all-state fullback … Rushed 94 times for 579 yards and nine touchdowns as a senior at St. Peter Chanel HS in Bedford, Ohio … Also caught 11 passes for 137 yards … Was the blocking back for tailbacks who combined for 2,400 rushing yards and 33 touchdowns last season … As a senior, was named the Offensive Most Valuable Player on a team that also included players who signed with Wisconsin and Ohio University … Helped lead his school to a 13-2 record and state runner-up finish as a senior … Team went 13-1 and advanced to the state semifinals during his junior season … Team won the conference championship his last two seasons … Three-year starter who earned all-conference honors all three seasons … Two-year pick on the all-county and All-Cleveland area teams … Also saw playing time at defensive tackle and linebacker during his career … Selected for the "Big 33" Ohio vs. Pennsylvania All-Star Game … Has impressive physical abilities … Top lifts include 650 pounds in the squat and 375 in the bench press … Best 40-yard dash time is 4.7 seconds … "Rock has great hands and is a devastating blocker. I've never seen a high school player block like him," said Jeff Rotsky, St. Peter Chanel coach … Played one year of high school baseball … Two-year member of the student council … Did community service work with physically challenged children … Chose UK over Wisconsin, Indiana, and Akron.
Personal: Full name is Ronald Ramal Eugene Johnson … Born 5-29-83 in Cleveland, Ohio … Son of Ronald and Laurie Johnson … Major is kinesiology.



Ronald Johnson

Johnson Career Statistics

Year	Pos.	G-GS	Att.	Yds.	Avg.	TD	Long	Rec.	Yds.	Avg.	TD	Long
2002	FB	6-1	1	1	1.0	0	1	1	4	4.0	0	4

Johnny Knight II

Wide Receiver, 6-0, 176, Fr-RS
East Cleveland, Ohio (St. Joseph)



Entering his second season as a walk-on wide receiver ... Caught two passes for six yards during the spring scrimmages ... Has good speed.

2002 (Freshman): Redshirted.
High School: Two-year starter as a wide receiver at Villa Angela St. Joseph HS in Cleveland, Ohio ... Also played defensive back and returned punts and kickoffs ... Only played five games as a senior because of injury, but still caught 33 passes for 596 yards and seven touchdowns ... Named all-district and honorable-mention all-state ... Team captain ... Best came featured seven catches for 142 yards and three touchdowns against Youngstown Liberty ... Grabbed eight passes for 166 yards against Willoughby South ... Team had a two-year record of 19-5, advancing to the Division III state semifinals his junior year and state quarterfinals his senior year ... Coached by Tom Schoen ... Two-year letterman in basketball ... A Cleveland Scholarship recipient.
Personal: Full name is Johnny Lee Knight II ... Born 10-27-83 in Cleveland, Ohio ... Son of Johnny and Denise Knight ... Major is pharmacy.

Hayden Lane

Offensive Tackle, 6-6, 270, Fr-RS
Lawrenceville, Ga. (Brookwood)



Impressed the coaching staff during his redshirt season and has a bright future with the Wildcats ... Enters the fall stationed No. 2 at right tackle behind All-SEC performer Antonio Hall ... Remarkable student, with a major in classics (Latin and ancient history), and already has been accepted into the Phi Sigma Theta, Alpha Lambda Delta, and National Society of Collegiate Scholars honors groups.

2002 (Freshman): Redshirted.
High School: Honorable-mention All-South pick by *PrepStar* magazine following his senior season at Brookwood HS in Lawrenceville, Ga. … Two-year starter at offensive tackle and also was the team's long snapper … An All-Gwinnett County choice as a senior … Also the Gwinnett County Scholar-Athlete of the Year … Received a Scholar-Athlete Award from the National Football Foundation and Hall of Fame … Nominee for the Wendy's High School Heisman Award … Won three other scholar-athlete awards … Team posted an 11-2 record in his junior season, advancing to the semifinals of the state playoffs in Class AAAAA, the largest classification in Georgia … Coached by Dave

Hunter … A four-year letterman on the track and field team, competing in the discus … Two-year pick on the all-county track team … Had a school-record throw of 164 feet, three inches … Also participated on the powerlifting team … Member of the National Honor Society, National Latin Honor Society, Mu Alpha Theta mathematics honor society, and the Fellowship of Christian Athletes … Finished with a 4.0 grade-point average in an honors program … Four-year gold medallist in the National Latin Exam, including a perfect score in two years … Selected Kentucky over Auburn and Furman.

Personal: Full name is Hayden Joseph Lane … Born 9-30-83 in Macon, Ga. … Son of David and Donna Lane … Major is classics (Latin and ancient history) … Served as an assistant coach for four years in the Brookwood Youth Football League … Also a volunteer at the Aletheia Christian Center and Craig Elementary School.

The Cats' Cause: Participated in a service event at the Boys and Girls Club (2003).

Brandon Lesniewski

Offensive Guard, 6-2, 301, Jr-1L
Highland, Ind. (Highland/DePauw)

- SEC Academic Honor Roll (2001)



Hard-working offensive lineman provides depth in the offensive line ... Stationed No. 3 at right guard at the beginning of spring practice ... Is known by his nickname of "Newbear" ... Has played in two games ... Coaches believe he could earn more playing time this year.

2002 (Sophomore): Played in two games, Kentucky's wins over Texas-El Paso and Middle Tennessee ... Played well against the Miners and had 4.5 knockdown blocks during the game ... Got his first varsity letter at Kentucky.

2001 (Sophomore): Transferred to Kentucky ... Practiced with the team but was not eligible to play because of the transfer rule ... Named to the SEC Academic Honor Roll.

2000 (Freshman): Attended DePauw University in Greencastle, Ind. ... Played in the offensive line and earned a varsity letter.

High School: Three-year starter in the offensive line at Highland (Ind.) High School ... Also started in the defensive line as a senior, notching 30 tackles, two fumble recoveries, two fumbles caused, and an interception that was returned for a touchdown ... Chosen for the all-state, all-area, and all-conference teams as a senior ... Helped his team to three conference championships ... Coached by Brad Smith ... Also a member of the baseball and wrestling teams ... Honor roll student ... Named to "Who's Who Among Indiana Students" ... Chosen for the academic all-conference, all-region, and all-state teams ... Sports editor of his school newspaper.

Personal: Full name is Brandon Joseph Lesniewski ... Born 12-16-81 in Hammond, Ind. ... Son of Edward and Patricia Pfeiffer ... Major is journalism.

Jared Lorenzen

Quarterback, 6-4, 260, Sr-3L
Ft. Thomas, Ky. (Highlands)

- Semifinalist for the Davey O'Brien National Quarterback Award (2000, 2002)
- All-Southeastern Conference (second team) by SEC Coaches, The Associated Press (2002)
- SEC Offensive Player of the Week for the Texas-El Paso game by the SEC Office (2002)
- SEC Player of the Week for the Texas-El Paso game by CollegeFootballNews.com (2002)
- National Player of the Week for the Vanderbilt game by ESPN.com (2001)
- All-Southeastern Conference (first team) by CollegeFootballNews.com (2000)
- SEC Co-Freshman of the Year by the *Knoxville News-Sentinel* (2000)
- SEC Player of the Week for the Louisville game by *USA Today* (2000)



Three-year starter at quarterback ... With the change in coaching staff, he is mastering his third different offense during the last four years ... Is very enthusiastic about the potential of the new offense and has enjoyed working with new offensive coordinator/quarterbacks coach Ron Hudson ... The offense requires a mobile quarterback who is involved with the running game and he looked comfortable in the role during the spring ... Showed greatly increased maturity as a field general last season ... Guided Kentucky to seven wins, only the fifth time since 1954 that the Wildcats have won seven or more ... Maturity also showed in his decisions with the football as he threw 24 touchdowns against only five interceptions and also set a school record for most consecutive passes without an interception ... His size and strength make him hard to sack ... Has notable quickness for a player his size, which helps him scramble for yardage … Could set numerous Southeastern Conference and school records in the coming season … Already holds six NCAA records, two league records and seven school records (see list at end of bio) ... Has broken Tim Couch's school record for total offense in a career ... His career interception ratio of 2.80 percent is the third-lowest in SEC history (min. 600 attempts) ... Was 13 pounds, three ounces at birth … Has been a quarterback since beginning to play organized football at age five ... His mother had to bring his birth certificate to pee-wee league games in order to prove his age ... Has played in 31 games, starting 29.

2002 (Junior): Started every game ... Earned second-team All-SEC accolades ... Semifinalist for the Davey O'Brien National Quarterback Award ... Completed 183 of 327 passes, 56 percent, for 2,267 yards ... Had 24 touchdowns and threw only five interceptions ... Finished the season with an interception ratio of 1.53 percent, the second-lowest in SEC history (min. 300 attempts) ... Threw 152 passes without an interception, the longest streak in school history and the eighth-longest streak in SEC annals ... Went 10 of 17 for 211 yards and five touchdowns against Texas-El Paso in just over two quarters of action ... Was chosen SEC Player of the Week by CollegeFootballNews.com and SEC Offensive Player of the Week by the league office for that game ... Completed 22 of 31 passes for a season-high 305 yards and three touchdowns against Middle Tennessee ... Threw for 210 yards and four touchdowns against LSU ... Team captain along with seniors Ronnie Riley and Glenn Pakulak.

2001 (Sophomore): Struggled in the season opener, lost his starting job, then regained the regular role in mid-season … Earned a second chance to start when he came off the bench and almost led UK to a comeback victory over eventual SEC champion Louisiana State … Returned to the starting lineup with a vengeance against Georgia … Threw for 377 yards and three TDs against the Bulldogs, also rushing for 61 yards and another score … Earned National Player of the Week accolades from ESPN.com when he passed for 453 yards and six touchdowns at Vanderbilt … Followed that game by throwing for 406 yards and four TDs against Tennessee, also running for 52 yards and another score … Over the last five games of the season, he threw for 17 touchdowns against only six interceptions, averaging 376 passing yards and 391.8 yards total offense during that span.

2000 (Redshirt Freshman): SEC Co-Freshman of the Year as picked by the *Knoxville News-Sentinel* … Named first-team All-SEC by CollegeFootballNews.com … Semifinalist for the Davey O'Brien National Quarterback



Award ... Completed 321 of 559 passes for 3,687 yards and 19 touchdowns … Also rushed for a net of 140 yards, even with sack yardage deducted, and five TDs … Had 3,827 yards total offense … Second in the nation in completions per game, passing yardage, and total offense … Broke six NCAA single-season records for freshmen … The freshman season records included total offensive yardage, passing yardage, completions, attempts, total offensive plays, and total offensive plays per game (see below) … Led the SEC in total offense and passing yardage … Threw for at least 300 yards in eight games … Named the SEC Player of the Week by *USA Today* following his performance in the season opener at Louisville … Broke two single-game school records against Georgia with 528 passing yards and 525 yards total offense … The 528 passing yards is second in SEC history and the most ever in an SEC vs. SEC game … The 525 yards total offense is third in league history.

1999 (Freshman): Redshirted.

High School: Ranked as one of the nation's top quarterback prospects ... As a senior, he completed 169 of 270 passes, 62.6 percent, for 3,392 yards and 45 touchdowns ... Rushed for 904 yards, averaging 8.4 per carry, with 15 touchdowns ... Led Highlands HS of Ft. Thomas, Ky., to the Class AAA state championship with a spotless 15-0 record ... Directed one of the most prolific offenses in the history of high school football ... Highlands scored 801 points, sixth in national history, and rolled up 493.2 yards per game, third in the national record book ... Named to the *PrepStar*, *SuperPrep*, and *Student Sports* magazine All-America teams ... Top quarterback in the South, according to the *Orlando Sentinel* ... Voted "Mr. Football" in the state of Kentucky and was the fourth consecutive "Mr. Football" to sign with the Wildcats, following Tim Couch (1995), Derek Homer (1996), and Dennis Johnson (1997) ... Received the Frank Camp Award and the Roy Kidd Award as the state's top player ... Kentucky Player of the Year as chosen by *USA Today* ... First-team all-state by The Associated Press and *Louisville Courier-Journal* ... Chosen for the *Lexington Herald-Leader* "Class of the Commonwealth" top 22 seniors in the state ... Named All-Northern Kentucky, Northern Kentucky offensive player of the year, and honorable-mention all-state as a junior when he completed 144 of 247 passes for 2,759 yards and 37 touchdowns ... Career stats include 351 completions in 587 attempts, 59.6 percent, for 6,821 yards and 89 touchdowns ... Although a starting quarterback for only two seasons, he still ranks in the top 10 in state history for career passing yardage, touchdown passes, and completion percentage ... Was the backup quarterback as a sophomore on Highlands' 1996 state championship team ... Teammate of fellow UK signee Derek Smith ... Coached by Dale Mueller ... Was MVP of the 1999 Northern Kentucky East-West All-Star Game, completing 20 of 35 passes for 443 yards and two TDs; also ran for another TD in leading his team to a 29-13 victory ... Also played in the Kentucky-Tennessee High School All-Star Game ... Three-year letterman in basketball who helped lead his team to the famed Kentucky "Sweet 16" state tournament all three years ... Two-year letterman in baseball ... Final choice of schools included Miami (Ohio), Miami (Fla.), and Wisconsin.

Personal: Full name is Jared Raymond Lorenzen ... Born 2-14-81 in Covington, Ky. ... Son of Joe Lorenzen and Janet Hermes ... Major is agricultural education.

The Cats' Cause: Guest speaker at area schools (2000-01) ... Celebrity waiter at the Leukemia Luncheon (2001) ... Participated in a service event at an adult day care center (2002) ... Participated in UK's "Schoolhouse Rock" academic pep rally for fourth- and fifth-graders (2002) ... Participated in a fundraiser for the Family Care Center (2003).

Lorenzen Career Statistics

Year	Position	G-GS	Comp.	Att.	Int.	Pct.	Yds.	TD	Long
2000	Quarterback	11-11	321	559	21	57.4	3,687	19	89
2001	Quarterback	8-6	167	292	7	57.2	2,179	19	62
2002	Quarterback	12-12	183	327	5	56.0	2,267	24	72
Totals		**31-29**	**671**	**1,178**	**33**	**57.0**	**8,133**	**62**	**89**

Year	Rush	Yds.	Avg.	TD	Long	Tot. Plays	Tot. Off.	Yds. Per Gm.
2000	76	140	1.8	5	32	635	3,827	347.9
2001	54	119	2.2	2	23	346	2,298	287.2
2002	60	-51	-0.9	0	12	387	2,216	184.7
Totals	**190**	**208**	**1.1**	**7**	**32**	**1,368**	**8,341**	**269.1**

Lorenzen Game-by-Game Statistics

2000

Opponent	Comp.	Att.	Int.	Yds.	TD
Louisville	22	34	3	322	3
South Florida	30	57	1	382	3
Indiana	33	48	0	339	2
Florida	35	59	2	363	2
Ole Miss	17	42	3	192	1
South Carolina	34	52	2	304	1
Lousiana State	31	55	1	280	0
Georgia	39	58	2	528	2
Mississippi State	23	53	4	264	1
Vanderbilt	33	55	1	385	2
Tennessee	24	46	2	328	2
Totals	**321**	**559**	**21**	**3,687**	**19**

2001

Opponent	Comp.	Att.	Int.	Yds.	TD
Louisville	12	31	1	121	0
Ball State	DNP				
Florida	DNP				
Mississippi	5	13	0	32	0
South Carolina	DNP				
Louisiana State	6	11	0	146	2
Georgia	32	54	2	377	3
Mississippi State	26	46	2	320	2
Vanderbilt	26	37	0	453	6
Tennessee	34	53	1	406	4
Indiana	26	47	1	324	2
Totals	**167**	**292**	**7**	**2,179**	**19**

2002

Opponent	Comp.	Att.	Int.	Yds.	TD
Louisville	13	27	0	195	1
Texas-El Paso	10	17	0	211	5
Indiana	19	32	1	183	3
Middle Tennessee	22	31	1	305	3
Florida	20	32	1	180	2
South Carolina	22	37	0	194	1
Arkansas	19	31	0	253	2
Georgia	13	27	0	208	2
Mississippi State	10	22	0	141	1
Lousiana State	12	26	0	210	4
Vanderbilt	14	23	2	128	0
Tennessee	9	23	0	59	0
Totals	**183**	**327**	**5**	**2,267**	**24**

NCAA Records Held by Jared Lorenzen

Total Offensive Yardage by a Freshman: 3,827 yards in 2000
Passing Yardage by a Freshman: 3,687 in 2000
Pass Completions by a Freshman: 321 in 2000
Pass Attempts by a Freshman: 559 in 2000
Total Offensive Plays by a Freshman: 635 in 2000
Total Offensive Plays Per Game by a Freshman: 57.7 in 2000

SEC Records Held by Jared Lorenzen

Total Offensive Plays in a Season: 635 in 2000
Pass Attempts in a Season: 559 in 2000

School Records Held by Jared Lorenzen

Total Offensive Plays in a Season: 635 in 2000
Total Offensive Plays in a Career: 1,338
Total Offense Yardage in a Game: 525 vs. Georgia, 2000
Total Offensive Yardage in a Career: 8,341
Pass Attempts in a Season: 559 in 2000
Passing Yardage in a Game: 528 vs. Georgia, 2000
Consecutive Passes Without Interception: 152 in 2002

Rocco Maragas

Quarterback, 6-1, 195, Fr-RS
Canton, Ohio (St. Thomas Aquinas)



Joined the team as a walk-on quarterback in the spring ... Made an impression with his great desire to play and his hard work ... Throws left-handed.

2002 (Freshman): Enrolled at UK but did not play football.
High School: Three-year letterman and two-year starter at St. Thomas Aquinas HS in Canton, Ohio ... As a senior, passed for 1,120 yards and 10 touchdowns ... Also rushed for 282 yards and five TDs ... Top game came when he threw for 202 yards and two scores and added 40 rushing yards against Timken HS ... Coached by Joe Nohra ... Two-year letterman in track, running the 100-meter dash and 300-meter hurdles ... Active in several student honorary and leadership organizations ... Won numerous academic honors.
Personal: Full name is Rocco Frank Maragas ... Born 10-21-83 in Canton, Ohio ... Son of Frank and Mary Maragas ... Has a double major in marketing and management.
The Cats' Cause: Participated in service events at the Richmond Retirement Place, Southern Elementary School, and the UK Children's Hospital annual "Breakfast With Santa" (2002) ... Participated in an event at the Ronald McDonald House (2003).

Maurice Marchman

Wide Receiver, 6-0, 190, Fr-HS
Louisville, Ky. (Ballard)



Enrolled at Kentucky in January after sitting out the fall as a "grayshirt" ... Made a good impression in the spring, just needs more experience to become a more polished receiver ... Work in the weight room has enabled him to gain approximately 10 pounds already ... Will begin fall practice No. 3 at the "W" wide receiver.

High School: Swift receiver surpassed the 1,000-yard mark in each of his last two seasons at Ballard HS in Louisville ... Caught 76 passes for 1,332 yards and 13 touchdowns as a senior, when he was named first-team all-state by The Associated Press and second-team all-state by the *Louisville Courier-Journal* ... Snagged 71 balls for 1,025 yards and nine TDs as a junior, when the *Courier-Journal* tabbed him as third-team all-state ... Two-year choice on the all-district team ... Also played running back on offense in addition to his wide receiver play ... Two-year starter as a defensive back ... Three-year letterman whose team made it to the state playoffs all three seasons ... Coached by Mark Catlett ... Played in the Kentucky vs. Tennessee High School All-Star Game in the summer of 2002 ... Caught five passes for 48 yards for the victorious Kentucky team ... A four-year letterman on the track team, competing in the 100- and 200-meter dashes, along with the sprint relay events ... Advanced to the state meet in the 100 and 200 as a junior ... Member of the Fellowship of Christian Athletes ... Chose Kentucky over Indiana and Boston College.
Personal: Full name is Maurice Antwan Marchman ... Son of Maurice Marchman, Sr. and Karen Irvin ... Born 12-31-83 in Louisville, Ky. ... Major is undeclared.

B. J. McCaslin

Quarterback, 6-2, 196, Jr-JC
Libertyville, Ill. (Libertyville/Harper College)



Junior college transfer joined the team in the spring of 2003 ... Completed 3-of-9 passes for 41 yards during the spring scrimmages ... Enters fall practice as the No. 3 quarterback behind veterans Jared Lorenzen and Shane Boyd ... Impressed the coaches with his intelligence and knowledge of the game.

Junior College: Played the 2001 and 2002 seasons at Harper College in Palatine, Ill. ... As a sophomore, threw for approximately 2,100 yards and 26 touchdowns ... Helped his team to a berth in the Empire Bowl ... Coached by John Elisiak ... Also played basketball at Harper.
High School: Three-year letterman and two-year starter at Libertyville (Ill.) HS ... Threw for approximately 1,000 yards and rushed for about 600 yards as a senior ... Named to the all-area team ... Team had a two-year record of 17-5 and won the conference championship both seasons he started ... Coached by Randy Kuceyeski ... Also a pitcher and third baseman for the baseball team.
Personal: Full name is Brian Joseph McCaslin ... Born 5-10-83 in Phoenix, Ariz. ... Son of Brian and Susan McCaslin ... His father, Brian, was a pitcher for the Detroit Tigers ... His sister, Liz, plays volleyball for Kentucky ... Major is political science ... Enjoys playing the drums as a hobby.

Mike McDonald

Offensive Guard, 6-5, 309, Fr-RS
Independence, Ky. (Simon Kenton)



Walk-on has the size of an SEC offensive lineman and is working to add the necessary strength ... Played right tackle last season, he moved to left guard during spring drills ... Opens fall practice No. 3 at the position ... Has impressed the coaches with his desire.

2002 (Freshman): Enrolled in Jan. 2002 and went through spring practice ... Redshirted.
High School: Three-year starter at offensive tackle and nose tackle for Simon Kenton HS in Independence, Ky. ... Two-year pick on the Northern Kentucky Football Coaches Association all-star team ... Chosen as one of the top 24 players in Northern Kentucky ... Honorable-mention all-state as a senior as chosen by the *Louisville Courier-Journal* ... Career totals feature 148 tackles, including 18 quarterback sacks ... Team's offensive lineman of the year as a senior, defensive lineman of the year as a junior ... Coached by

Jeff Marksberry ... Two-year letterman on the track and field team, participating in the shot put ... Fine student was in the top 20 of his senior class ... Won several academic and leadership awards.
Personal: Full name is Michael Scott McDonald ... Born 2-26-83 in Cincinnati, Ohio ... Son of Mike and Toni McDonald ... Major is undeclared.


Trey Mielsch

Jess Meloche

Linebacker, 6-1, 222, Jr-1L
Ft. Thomas, Ky. (Highlands)



Saw his first varsity action last season after coming on board three years ago as a walk-on linebacker ... Has worked to improve his speed and quickness ... Also has one season of junior varsity experience ... Has played in one varsity game.

2002 (Sophomore): Saw some game time in Kentucky's win over Texas-El Paso ... Got his first varsity letter.
2001 (Sophomore): Redshirted.
2000 (Freshman): Played for the UK junior varsity.
High School: Three-year starter at Highlands HS in Fort Thomas, Ky., playing linebacker and running back ... A perennial power, Highlands won Class AAA state championships his junior and senior years with a record of 29-1 ... Made 190 tackles as a senior, including 27 quarterback sacks ... Best game featured 26 tackles and 4.5 sacks ... Also scored 10 touchdowns while playing running back ... Second-team all-state as a senior by the *Louisville Courier-Journal* ... Team's defensive MVP his senior year ... Won the special teams award two years in a row ... Captain of the victorious Kentucky squad in the Kentucky-Tennessee All-Star Game ... Coached by Dale Mueller ... Won an English Award in school.
Personal: Full name is Jess Andrew Meloche ... Born 1-26-82 in Ft. Thomas, Ky. ... Son of Jess and Theresa Meloche ... Major is English education.

Trey Mielsch

Defensive End, 6-3, 263, So-1L
El Maton, Tex. (Tidehaven)



Looms as the team's top reserve at end for the 2003 season ... Currently No. 2 at right end behind All-SEC performer Vincent Burns ... Made solid contributions as a reserve end last season ... Continues his work in the weight room which has helped him add about 25 pounds since arriving at Kentucky ... Has played in 12 games.

2002 (Redshirt Freshman): Moved from linebacker to end in spring of 2002, a move which helped him blossom as a player ... Saw action in all 12 games last season, seeing game time as a reserve end and on special teams ... Totaled nine tackles, including two quarterback sacks ... Forced a fumble on a quarterback sack at Florida ... Had a sack and a pass breakup against Georgia ... A blocker on the kickoff return team that enabled Derek Abney to return two kickoffs for touchdowns.
2001 (Freshman): Redshirted as a linebacker.
High School: Linebacker prospect with a notable combination of strength and speed ... Three-year starter at linebacker for Tidehaven HS in El Maton, Tex. ... Had 51 tackles and two fumble recoveries as a senior, when he was named second-team all-district and first-team all-county ... Added running back duties during his senior year, rushing for 625 yards and three touchdowns ... Made more than 100 tackles in each of his sophomore and junior seasons ... Tidehaven advanced to the state playoffs his sophomore year and he was named honorable-mention all-state ... Coached by Shawn Woods ... Three-year member of the track team ... All-around athletic prowess is evidenced by the events in which he competed – shot put, discus throw, 110-meter high hurdles, 300-meter intermediate hurdles, and the mile relay ... Advanced to the region in all five events as a junior ... Finished in the top three in the regional meet in all five events, including a win in the 110 hurdles and a second place in the discus ... Holds the school record in the 110 hurdles with a time of 14.23 seconds ... Top throw in the discus is approximately 160 feet ... Three-year member of the school's powerlifting team ... Committed early to Kentucky and did not seriously consider other schools.
Personal: Full name is Albert Marvin Mielsch III ... Last name is pronounced "MELCH" ... Born 9-28-82 in Victoria, Tex. ... Son of Albert Mielsch and Sandra Thompson ... Married to his high school sweetheart, his wife's name is Rachelle ... Major is kinesiology.
The Cats' Cause: Participated in service events at the Ronald McDonald House (2001) and UK Children's Hospital (2002).

Mielsch Career Statistics

Year	Position	G-GS	Tackles	TFL-Yds.	Sacks-Yds.	PBU	FR	FC
2002	Def. End	12-0	9	2-4	2-4	1	0	1

Sylvester "Big Kat" Miller

Offensive Guard, 6-5, 308, Sr-2L
Glenwood, Ill. (Mt. Carmel)



His patient hard work paid off last season as he blossomed into a reliable contributor ... Played the utility lineman role last season before emerging as a starter late in the season ... In 2003, he projects as the starter at right guard, one of five returning Wildcats with starting experience ... Also played some at tackle during the spring ... His recovery from off-season knee surgery limited him some during the spring, but is expected to be at full go in the fall ... Nickname is "Big Kat" ... Has played in 16 games, starting five.

2002 (Junior): Played in all 12 games ... Started the last five games of the season at left tackle ... Before that, he played all the guard and tackle positions as the team's utility lineman ... Accumulated 36 knockdown blocks, including a season-high eight in the win over Vanderbilt ... Led the team against Texas-El Paso with six knockdown blocks ... Blocked for the SEC's rushing champion, Artose Pinner ... Helped Kentucky rank second in the SEC in scoring.
2001 (Sophomore): Played in the final four games of the season ... Garnered his first varsity letter.
2000 (Sophomore): Redshirted.
1999 (Freshman): Played for the UK junior varsity.
High School: Two-year starter at traditional power Mt. Carmel HS in Chicago, Ill. ... Started at offensive tackle, helping Mt. Carmel to a 14-0 record and Class AAAAA state championship his senior year ... Blocked for an offense that generated 6.2 yards per play ... Also played defense on goal-line situations ... Named to the All-Catholic League team, along with several all-area teams ... Honorable-mention all-state ... Teammate of fellow UK signee Octavius Bond ... Coached by Frank Lenti, the Nike High School National Coach of the Year ... Joined the track and field team as a senior and competed in the shot and discus ... Honor roll student and a member of the student council ... Won the Principal's Academic Achievement Award ... Chosen for Who's Who Among American High School Students ... Narrowed his choices to Ohio University, Iowa, and UCLA before picking the Wildcats.
Personal: Full name is Sylvester Davis Miller, Jr. ... Born 8-10-81 in Chicago Heights, Ill. ... Son of Sylvester Miller, Sr., and Sharon Miller ... A cousin, Phillip Cole, played football at Purdue ... Another cousin, David Miller, played basketball at Wisconsin and Drake ... Sylvester's sister, Shauntel, played volleyball at Cincinnati ... Major is agricultural economics.
The Cats' Cause: Participated in the mentor program, meeting with a youngster each week to encourage academic success and personal growth (2000-01) ... Participated in Youth Volunteer Day at the UK Children's Hospital (2000-01) ... Participated in the fundraiser for the Hope Center (2003).

Lamar Mills

Nose Tackle, 6-1, 275, Fr-RS
Slidell, La. (Archbishop Rummel)



Played extremely well in the spring ... Moved past two other players to earn the No. 1 spot on the depth chart at nose tackle ... Will continue to battle Ellery Moore for the starting nod in August ... Showed excellent quickness with a real knack for penetrating the opponent backfield ... Had numerous tackles for loss in the spring, including one in the Blue/White Spring Game.

2002 (Freshman): Redshirted.
High School: Selected first-team all-state by the Louisiana Sportswriters following his senior season at Archbishop Rummel HS in Metairie, La. ... Made 84 tackles, including six sacks, in his senior campaign ... Three-year letterman whose teams compiled a record of 35-4 and made three trips to the state playoffs in Class AAAAA, the largest classification in Louisiana ... Started his final two seasons at defensive tackle and was a two-year pick on the all-district and all-parish teams ... Also a two-year choice on the *New Orleans Times-Picayune* All-Metro team ... Coached by Jay Roth ... Played one season of baseball ... Honor roll student and winner of the American Legion Award ... Narrowed his choices to Kentucky, Cincinnati, San Diego State, and Memphis before picking the Wildcats.
Personal: Full name is Lamar Bennett Mills ... Born 9-27-84 in New Orleans, La. ... Son of Bennie Mills Jr. and Debra Ann Mills ... Lamar's father, Bennie Mills Jr., played football at Florida A&M ... Lamar's brother, Bennie Mills III, played at Florida ... Major is marketing.
The Cats' Cause: Participated in service events at an adult day care center and the Ronald McDonald House (2002) ... Celebrity visitor to UK Children's Hospital (2003).

Ellery Moore

Nose Tackle, 6-3, 290, Jr-2L
Massillon, Ohio (Washington/Kiski School)

- SEC All-Freshman teams as selected by SEC Coaches, *Knoxville News-Sentinel,* and *The Sporting News* (2001)



Has played two seasons as the team's top reserve at defensive tackle ... Contending with Lamar Mills for the starting job at nose tackle ... Showed his toughness by playing with an injured shoulder last season ... Is a cousin of Wildcat offensive tackle Antonio Hall and linebacker Chad Anderson ... Has played in 20 games, including three starts.

2002 (Sophomore): Played in all 12 games as the team's primary backup at defensive tackle ... Accumulated 28 tackles, including a season high of five against Arkansas and Vanderbilt ... Made five tackles for loss, including three quarterback sacks ... Top game came in the upset of Arkansas when he blocked a field goal and had a quarterback sack, in addition to his five tackles ... Other sacks came against Louisville and South Carolina.
2001 (Freshman): Made an immediate impact as a true freshman ... Named to the SEC All-Freshman teams selected by SEC Coaches, the *Knoxville News-Sentinel,* and *The Sporting News* ... Played in the first eight games before sustaining a season-ending knee injury at Mississippi State ... Started against LSU and Georgia when Dewayne Robertson was injured ... Totaled 21 tackles ... Had 4.5 tackles for loss, including 1.5 quarterback sacks ... Added four quarterback hurries and a pass breakup ... Best game came in the win over Ball State, when he had a career-high seven tackles, including 2.5 TFL ... Had a sack against LSU.
High School: Standout defensive line prospect ... Signed with Penn State in Feb. 2000, but played the 2000 season at a prep school, the Kiski School in Saltsburg, Pa. ... Played defensive end, inside linebacker, and offensive tackle at Kiski ... Totaled 59 tackles and one fumble recovery ... Graded over 80 percent every game at offensive tackle ... Three-year starter at Washington HS in Massillon, Ohio, where he was a teammate of fellow UK signee Jeremiah Drobney ... Namd the

Ohio Division I Defensive Player of the Year as a senior and the Stark County Player of the Year ... Two-year member of the all-county team and honorable mention all-state as a junior ... Played in the "Big 33" Ohio vs. Pennsylvania All-Star Game after his senior season ... Rated as the #47 prospect in the six-state Midwest area by *SuperPrep* a year ago ... The #56 prospect in the Midwest in Tom Lemming's *Prep Football Report* ... The #3 defensive line prospect in the Midwest by *PrepStar*, which wrote, "A DT from one of the nation's most storied programs. He had 92 tackles and nine sacks this season. Ellery was an early commit to the Nittany Lions and chose PSU over the likes of UNC, UGA, Ohio State, Michigan and more. He has great potential and should make a name for himself in college." ... Coached at Washington by Rick Shepas ... Won a national powerlifting championship in high school for his combination of the squat lift, dead lift, and bench press ... In 2001, Ellery chose Kentucky over Pittsburgh.

Personal: Full name is Ellery Allan Moore ... Is a cousin of current Wildcats Antonio Hall and Chad Anderson ... Born 9-28-82 in Massillon, Ohio ... Son of Ellery Moore and Michelle Hall ... Major is journalism.

The Cats' Cause: Participated in a service event at Richmond Retirement Place (2002) ... Participated in a service event at Combs Elementary (2003).

Moore Career Statistics

Year	Position	G-GS	Tackles	TFL	Sacks	PBU	Blk. Kick
2001	Def. Tackle	8-2	21	4.5-15	1.5-10	1	0
2002	Def. Tackle	12-1	28	5-23	3-21	0	1
Totals		**20-3**	**49**	**9.5-38**	**4.5-31**	**1**	**1**

Moore Game-by-Game Statistics

2001

Opponent	Tackles	TFL-Yds.	Sacks-Yds.
Louisville	2	0.	0
Ball State	7	2.5-5	0.5-1
Florida	2	0	0
Mississippi	1	0	0
South Carolina	3	0	0
Louisiana State	3	1-9	1-9
Georgia	3	1-1	0
Mississippi State	0	0	0
Vanderbilt	INJ		
Tennessee	INJ		
Indiana	INJ		
Totals	**21**	**4.5-15**	**1.5-10**

2002

Opponent	Tackles	TFL-Yds.	Sacks-Yds.
Louisville	2	1-7	1-7
Texas-El Paso	3	0	0
Indiana	2	1.5-1	0
Middle Tennessee	3	0	0
Florida	1	0	0
South Carolina	1	1-5	1-5
Arkansas	5	1-9	1-9
Georgia	1	0	0
Mississippi State	2	0	0
Louisiana State	1	0	0
Vanderbilt	5	0.5-1	0
Tennessee	2	0	0
Totals	**28**	**5-23**	**3-21**

Kurt Myers

Tight End, 6-5, 226, Fr-RS
Brandenburg, Ky. (Meade County)



Good-sized tight end came out for the team in the spring as a walk-on ... Caught two passes for 10 yards in the spring scrimmages.

2002 (Freshman): Enrolled at Kentucky but did not play football.

High School: Three-year letterman and two-year starter at Meade County HS in Brandenburg, Ky. ... Played defensive end and tight end ... Team went to the state playoffs his junior and senior seasons, including an 11-2 mark his final year ... Named the WMMG Radio Player of the Game twice during his junior season ... Member of the National Honor Society, the Youth-in-Charge organization, and the school chorus.

Personal: Full name is Kurt Jeffrey Myers ... Born 6-21-84 in Brandenburg, Ky. ... Son of Joe and Kim Myers ... Major is undeclared ... Enjoys playing the guitar as a hobby.

The Cats' Cause: Participated in a service event at the Boys and Girls Club (2003).

Will Noble

Offensive Tackle, 6-4, 290, Jr-1L
Winchester, Ky. (George Rogers Clark)



Sizeable walk-on offensive lineman ... Begins fall practice as the No. 3 right tackle ... Working to build the strength necessary for an SEC lineman ... Has played in one game.

2002 (Sophomore): Got his first game action in Kentucky's win over Texas-El Paso ... Received a varsity letter.

2001 (Redshirt Freshman): Transferred to UK ... Came to the team as a walk-on performer.

2000 (Freshman): Attended Lexington Community College.

High School: Three-year letterman and two-year starter at George Rogers Clark HS in Winchester, Ky. ... Played offensive tackle and defensive end ... Team captain as a senior and was named the team's most improved player ... Coached by Paul Columbia ... Also threw the discus and put the shot for the track and field team ... A DARE role model ... Member of the school's senior advisory board.

Personal: Full name is William Scott Noble, Jr. ... Born 5-30-82 in Lexington, Ky. ... Son of Scott and Susan Noble ... Major is political science ... Achieved the distinction of Eagle Scout ... Is a dedicated blood donor.

The Cats' Cause: Participated in service events at the UK Children's Hospital, Ronald McDonald House, Richmond Retirement Place, the "Mountain of Love" children's Christmas gift program, and was a guest speaker at Lafayette High School (2002).

Eric Ogletree

Free Safety, 6-0, 205, Jr-1L
Cincinnati, Ohio (Finneytown)



Moved from cornerback to free safety during the spring and looked at home immediately ... Played well in the spring and is listed No. 3 at his position ... Fomer walk-on who has earned a scholarship ... Impressed the coaches with his speed and willingness to hit ... Weight room work has helped him add approximately 10 pounds since last year ... Has played in seven games ... Also played one season with the UK junior varsity.

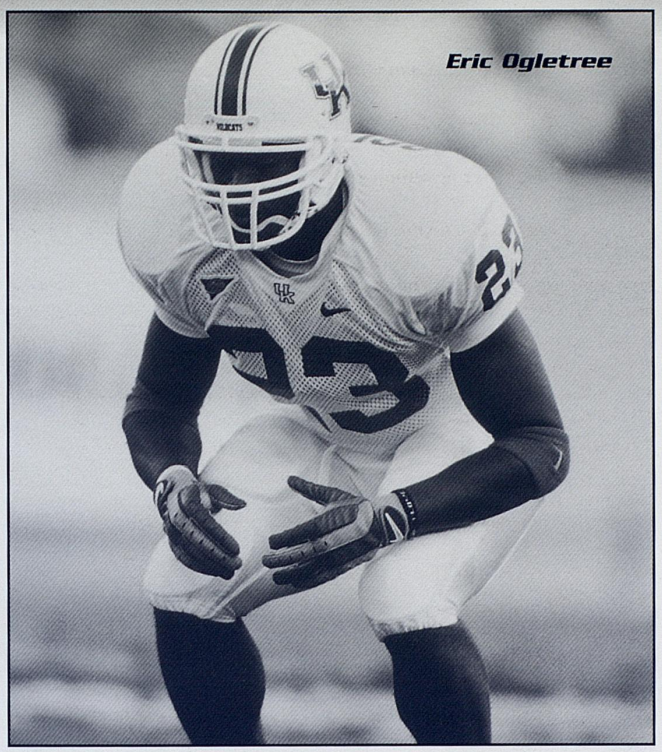

2002 (Sophomore): Played in the first seven games, seeing most of his time on special teams ... Missed the last five games because of injury ... Won his first varsity letter.
2001 (Sophomore): Redshirted as a free safety.
2000 (Freshman): Played for the UK junior varsity.
High School: Four-year letterman and three-year starter for Finneytown HS in Cincinnati … Played running back and linebacker … Made first-team all-conference on defense and second-team all-conference on offense … Received the team's most improved player award … Coached by Bruce Dixon … Two-year letterman in track, running the 100- and 200-meter dashes, along with the 4x100-meter and 4x400-meter relays … Named all-state in track … Played one year of basketball.
Personal: Full name is Eric Christopher Ogletree … Born 11-13-81 in Cape Girardeau, Mo. … Son of John and Marsha Ogletree … Major is kinesiology.
The Cats' Cause: Participated in a service event at Clays Mill Elementary (2002) ... Participated in a service event at the Ronald McDonald House (2003).

Gerad Parker

Wide Receiver, 6-3, 200, Jr-2L
Louisa, Ky. (Lawrence County)

- SEC Academic Honor Roll (2001)



Is working to bounce back strong after sustaining a pair of fractured collarbones, in 2003 spring practice and the 2002 season ... Has seen occasional game action the last two seasons and hopes to become a game-day regular in 2003 ... Begins fall practice No. 4 at the "X" wide receiver position, but could advance if he is fully recovered ... Has played in eight games.

2002 (Sophomore): Played in the first five games, then sustained a broken collarbone and was lost for the season ... Injury came at a tough time, as he was beginning to earn more and more playing time when he got sidelined.
2001 (Redshirt Freshman): Played in three games ... Got his first varsity letter and also earned a spot on the SEC Academic Honor Roll.
2000 (Freshman): Redshirted.
High School: The all-time leading receiver in Kentucky high school history … Had 238 receptions in his career, good for 4,814 yards and 52 touchdowns – all of which are state career records … The 4,814 receiving yards is second on the all-time national list … Four-year starter at Lawrence County HS … Team went to the state playoffs all four years, including berths in the state semifinals in his sophomore and senior seasons … Stellar senior season featured 65 receptions for 1,504 yards and 20 touchdowns … First-team all-state by The Associated Press and second-team all-state by the *Louisville Courier-Journal* … Chosen for the *Lexington Herald-Leader* "Class of the Commonwealth" listing of the top 22 seniors in the state of Kentucky … Finalist for the state's "Mr. Football" Award … Honorable mention all-state as a junior and sophomore … Three-year member of the all-area team and was the Area Player of the Year as a senior … Coached by Charles Williams … Also a noteworthy basketball player … Four-year letterman in hoops who is a three-year member of the all-area team and Area Player of the Year as a junior … Third-team all-state as a senior … A three-year letterman in track … Runs the 400-meter dash and the 400- and 1,600- meter relays … Advanced to the state meet in the 1,600 relay as a sophomore and the 400 relay as a junior … Member of the National Honor Society and the Fellowship of Christian Athletes … Chosen for the Kentucky All-State Choir … His finalists were Kentucky, Marshall, and Western Kentucky.
Personal: Full name is Gerad Michael Parker … First name is pronounced with a "j" sound, similar to "Jared" … Born 1-4-81 in Huntington, W. V. … Son of Rick and Laura Parker … Major is management.
The Cats' Cause: Participated in a service event at Southern Elementary School (2002).

Brian Pickard

Wide Receiver, 6-3, 200, So-1L
Dublin, Ohio (Scioto)



Saw his first game action last season and hopes to earn more in the coming campaign ... Has good height for a receiver ... Has played in one game.

2002 (Redshirt Freshman): Played in Kentucky's win over Texas-El Paso ... Received his first varsity letter.
2001 (Freshman): Redshirted.
High School: A two-time all-state selection by the Ohio sportswriters … First-team All-Ohio as a senior and second team as a junior … Started three years at wide receiver and one year at free safety for Scioto HS in Dublin, Ohio … Team's Most Valuable Player as a senior, catching 42 passes for 1,048 yards and 14 touchdowns … His average of 25 yards per catch was the highest in the central Ohio area … First player in city history to surpass the 1,000-yard receiving mark in a season … Made 69 tackles on defense … Intercepted six passes, including two returned for touchdowns, with a long return of 80 yards … Caught 58 passes for 864 yards and eight touchdowns as a junior … Holds every receiving record in school history … Career totals feature 114 receptions for 2,136 yards and 24 TDs … His six interceptions also set a single-season school record … Two-year choice on the all-district and all-conference teams … "Brian is a very competitive and intelligent player who understands the game," said Scioto Coach Karl Johnson. "Anything you throw, he'll catch" … Three-year starter on the lacrosse team, a sport that demands

quickness and dexterity … Helped his team win the state championship during his sophomore season ... Second-team all-state as a junior ... Member of the National Honor Society ... Brian chose UK over Northwestern, West Virginia and Ohio State.

Personal: Full name is Brian Robert Pickard … Last name is pronounced "PICK-erd" … Born 1-12-83 in Columbus, Ohio … Son of Bob and Rita Pickard … Bob played wide receiver for the NFL's Detroit Lions … Major is marketing.

The Cats' Cause: Participated in service events at the Richmond Retirement Place, the "Mountain of Love" children's Christmas gift program, and the UK Children's Hospital annual "Breakfast With Santa" (2002).

Kareem Reid

Defensive End, 6-5, 263, Fr-RS
Coral Springs, Fla. (Coral Springs)



Displayed his impressive athletic ability while redshirting last season ... Has worked to add approximately 25 pounds through his work in the weight room ... Likely to see game action this season, as he begins fall drills as the backup at left end behind senior Jeremy Caudill.

2002 (Freshman): Redshirted.

High School: Third-team all-state for class 6A, the largest classification in the talent-rich state of Florida … Four-year letterman and three-year starter at Coral Springs HS … Started at defensive tackle as a sophomore, then moved to end for his last two seasons … Also played offensive tackle and tight end during his senior year … Helped team to an 8-3 record and a slot in the state playoffs as a senior … Senior stats feature 77 tackles, including 21 tackles for loss, eight quarterback sacks, two fumbles caused, one fumble recovery, and one interception … Also first-team all-county as a senior … Made two sacks in the Broward County North-South All-Star Game … Also played in the Broward County vs. Dade County All-Star Game … Made 69 stops, including seven sacks, as a junior … The No. 87 prospect in Florida by *SuperPrep* … Coached by Bill Brown … Two-year letterman in basketball and track … Has competed in the shot put and discus throw … Honor roll student … Picked Kentucky over Western Michigan, Connecticut, and Wake Forest.

Personal: Full name is Kareem Anwar Reid … Born 9-3-83 in Miami, Fla. … Son of Karl Reid and Sonia Green … Major is sociology.

The Cats' Cause: Celebrity reader at Picadome Elementary and also participated in the "Mountain of Love" children's Christmas gift program (2002).

Jason Rollins

Offensive Guard, 6-5, 295, Jr-2L
Mt. Vernon, Ohio (Mt. Vernon)

- SEC Academic Honor Roll (2001)



Two-year starter at left guard ... Played extremely well in the spring, continuing the steady progress he has made throughout his career ... Could emerge as one of the league's top linemen in the coming season ... Has added approximately 25 pounds since his arrival at UK ... Has played in 20 games, starting 18.

2002 (Sophomore): Started every game at left guard ... Led the team in knockdown blocks with 79.5 ... Led the team in knockdown blocks in six games during the season ... His 17 knockdowns in the win over Vanderbilt were the most by a Wildcat lineman during the season ... Helped power Artose Pinner to the SEC rushing championship ... As a team, Kentucky finished second in the league in scoring average.

2001 (Redshirt Freshman): Started the last six games at left guard after Keith Chatelain was injured ... Played well, as his entry into the lineup coincided with the Wildcats' offensive surge during the last half of the season ... Named to the SEC Academic Honor Roll.

2000 (Freshman): Redshirted.

High School: First-team all-state, Capital Conference Player of the Year, Conference Scholar-Athlete of the Year, all-region, and all-district as a senior at Mt. Vernon (Ohio) HS … Three-year starter at Mount Vernon, starting at tight end as a sophomore, then at offensive tackle and defensive tackle his junior and senior seasons … Standout senior year included 93 tackles, including 12 for loss, seven quarterback sacks, seven fumbles caused, and a blocked punt that he returned for a touchdown … Mount Vernon won the Capital Conference championship and posted back-to-back winning seasons for the first time in 30 years … Totaled 61 tackles as a junior, including 10 for loss, four sacks, five fumbles caused, and four fumbles recovered … Two-year member of the all-conference and all-county teams … Received plenty of attention by the recruiting services … One of the top 115 players in the Midwest by *SuperPrep* and the *Prep Football Report* … Ranked the #68 offensive lineman in the nation by Rivals.com and the #15 lineman in the Midwest by *PrepStar* … Coached by Brian Gastin, who said, "Jason is the best player I've had in my 18 years of coaching. He absolutely dominates the game. He is also a great person, what you look for in youth today" … Has great strength and was a three-year member of his school's powerlifting team … Finished third overall in the state meet as a junior, with best lifts of 325 in the bench press, 450 in the squat lift, and 555 in the dead lift … An academic letterman at his school and member of the National Honor Society … His finalists included Kentucky, Wake Forest, Florida, Michigan State, and Northwestern.

Personal: Full name is Jason Lee Rollins … Born 5-6-82 in Newark, Ohio … Son of Lowell C. Rollins III and Rebecca Rollins … Major is kinesiology.

The Cats' Cause: Served as a mentor to students at Leestown Middle School (2002) ... Participated in service events at the UK Children's Hospital, Ronald McDonald House, Southern Elementary School, and the "Mountain of Love" children's Christmas gift program (2002) ... Participated in the Leestown Middle School Literacy Night (2003).

Clint Ruth

Kicker, 6-1, 205, Jr-2L
White House, Tenn. (White House)



A two-year starter as the Wildcats' kickoff man ... Would like to add field goal and extra point duties … Gets the ball up quickly and has good trajectory ... Has played in 21 games.

2002 (Sophomore): Handled kickoffs the last 11 games of the season ... Kicked off 60 times, 12 of which were touchbacks ... Also kicked extra points against Texas-El Paso and connected on all six attempts.

2001 (Sophomore): Redshirted.

2000 (Freshman): True freshman kicked off 31 times, with 23 returned, three out of bounds, three touchbacks, and two onsides … Earned his first varsity letter.

High School: First-team all-state kicker by the Tennessee Sportswriters Association as a senior at White House (Tenn.) HS … Also chosen to the All-Mid-State Team by the *Nashville Tennessean* and was the Special Teams Player of the Year in his region … Handled kickoffs for three years and took over the field goal, extra point, and punting duties as a senior, following the graduation of another all-

state kicker … Put 87 of 186 kickoffs into the end zone during his career, including 47 of 59 as a senior … Made eight of 13 field goals as a senior, 33 of 39 extra points, and punted for a 36-yard average … Of his five field goal misses, four came on attempts of more than 40 yards … Made his only field goal attempt as a junior, a career-best 51-yarder in the semifinals of the state playoffs … Helped his team advance to the Class AAA state playoffs all three years, including a state championship his sophomore year and a trip to the state semifinals as a junior … Team compiled a three-year record of 36-5 … Came in second place in a kicking competition in the Georgia Dome at the 1999 Florida-Georgia All-Star Game … Coached by Jeff Porter … Four-year letterman in soccer, including three years as a starter … Earned all-district, all-region, and all-state tournament honors … Has helped his team go to the state tournament two years … Honor roll student … Received recruiting interest from several universities and had planned to walk on at Tennessee before signing with the Wildcats.

Personal: Full name is Bryce Clinton Ruth III … Born 7-23-82 in Hendersonville, Tenn. … Son of Bryce and Martha Ruth and Ben and Mitzie Cotton … Major is communication.

The Cats' Cause: Participated in service events at Jessie Clark Middle School (2001), the UK Children's Hospital and "Mountain of Love" children's Christmas gift program (2002), and fundraisers for the Family Care Center and Relay for Life (2003).

Ruth Career Statistics

Year	Position	G	Kickoffs	Touchbacks	Field Goals	Extra Points	Total Points
2000	Kicker	10	31	3	0-0	0-0	0
2002	Kicker	11	60	12	0-0	6-6	6
Totals		**21**	**91**	**15**	**0-0**	**6-6**	**6**


Clint Ruth

Justin Rzepka

Linebacker, 6-1, 210, So-Sq
Bowling Green, Ky. (Greenwood)



Joined the team during the 2002 season ... Stationed at inside linebacker ... Made two tackles during the Blue-White Spring Game ... Has done a good job with his physical maturity but needs more experience.

2002 (Redshirt Freshman): Made the team as a walk-on.
2001 (Freshman): Enrolled at Kentucky but did not play football.

High School: Three-year starter at Greenwood HS in Bowling Green, Ky. ... Played fullback, tight end, linebacker, and defensive end ... Named to the All-Sky Conference team his senior year when he totaled 83 tackles, four quarterbacks sacks, and two interceptions ... Had a personal-best 16 tackles against Warren Central, including eight tackles for loss ... Named Most Valuable Player of the Heritage Bowl ... Career totals feature 192 tackles, including six sacks, and three interceptions ... Coached by Greg Ulasiewicz ... An all-district performer in baseball, playing third base and first base ... Also played basketball and won the team's leadership award as a senior ... Graduated with honors ... Member of the Beta Club and was on a national robotics team.

Personal: Full name is Justin Michael Rzepka ... Born 10-20-82 in South Bend, Ind. ... Son of Sam and Tina Rzepka ... Major is physical therapy ... Last name is pronounced "ZEP-kah."

Claude Sagaille

Free Safety, 5-10, 185, Jr-2L
Evanston, Ill. (Township)



Missed the contact portions of spring practice while he rehabilitated an injured shoulder, so he didn't get a full chance to show the coaches what he can do ... Should be at full strength when fall practice starts ... Emerged as a reliable performer in the secondary last season ... Has played in 18 games.

2002 (Sophomore): Played in all 12 games as a reserve safety and on special teams ... Made 39 tackles, including two for loss ... Had a career-high seven stops in the upset of Arkansas ... Made a huge play in the win at Louisville when he knocked the ball away from scrambling quarterback Dave Ragone, then pounced on the loose ball ... Had the first interception of his career when he had a pickoff against Georgia ... Along with Earven Flowers, he served as the "quarterback" of the punt return team that helped Derek Abney bring back four punts for touchdowns.

2001 (Redshirt Freshman): Played six of the last seven games of the season, seeing most playing time on special teams … Had five tackles … Also broke up a pass.

2000 (Freshman): Redshirted.

High School: The nation's #19 cornerback as selected by Rivals.com … The #9 defensive back in the Midwest by *PrepStar* … A three-year letterman and two-year starter at Evanston (Ill.) Township HS … Started at free safety as a senior, totaling 98 tackles, five interceptions, two fumble recoveries, and seven "giant hits" … Two-year member of the all-conference team and was named all-area and honorable mention all-state as a senior … Also played some at wide receiver and as a punt and kickoff returner … Caught 10 passes for 212 yards and one TD as a senior … Started at cornerback as a junior, marshaling 72 tackles, four interceptions, one fumble recovery, and five "giant hits" … Team's MVP as a junior and senior … Coached by John Riehle … Two-year letterman in track and baseball and one-year letterman in wrestling … Ran the 50- and 100-meter



dashes and the 400-meter relay … Co-Most Valuable Player of the baseball team … Vice-President of the school's African-American Student Association … Honor roll student who won the school's English Award as a junior … Named "Role Model of the Year" … Also considered Illinois and Iowa.

Personal: Full name is Claude Pascal Sagaille … Last name is pronounced "seg-EL" … Born 4-22-81 ... Born in Port-au-Prince, Haiti, and moved to the United States when he was two years old … Son of Yves and Marie Sagaille … Major is kinesiology.

The Cats' Cause: Participated in a service event at Darby Square (2002).

Sagaille Career Statistics

Year	Position	G-GS	Tackles	TFL-Yds.	Int.-Yds.	PBU	FR	FC
2001	Safety	6-0	5	0	0	1	0	0
2002	Safety	12-0	39	2-14	1-2	1	1	1
Totals		**18-0**	**44**	**2-14**	**1-2**	**2**	**1**	**1**

Sagaille Game-by-Game Statistics

2002

Opponent	Tackles	PBU	Int.-Yds.
Louisville	1	0	0
Texas-El Paso	3	0	0
Indiana	1	1	0
Middle Tennessee	3	0	0
Florida	5	0	0
South Carolina	1	0	0
Arkansas	7	0	0
Georgia	4	0	1-2
Mississippi State	4	0	0
Louisiana State	4	0	0
Vanderbilt	1	0	0
Tennessee	5	0	0
Totals	**39**	**1**	**1-2**

Jamie Saylor

Linebacker, 5-11, 223, Sr-Sq
Bremen, Ga. (Bremen/LaGrange/West Georgia)



In his third year as a walk-on linebacker ... A young man who epitomizes the ideal of playing for the love of the game ... Played well in the spring and impressed the coaches with his great attitude ... Played two years of baseball at LaGrange College.

2002 (Junior): Practiced with the team but did not see game action.

2001 (Sophomore): Transferred to Kentucky from West Georgia, where he attended in the spring of 2001 ... Took up football after not having played since 1998.

1999-2000: Played baseball at LaGrange (Ga.) College.

High School: Three-year starter in the defensive line at Bremen (Ga.) HS ... Team won the regional championship his sophomore season ... Coached by Larry Weathington ... Three-year letterman in baseball ... Also played basketball and was a member of the wrestling team ... Member of the National Honor Society.

Personal: Full name is James Edward Saylor, Jr. … Born 7-1-81 in Bremen, Ga. ... Son of Jamie and Patti Saylor … Major is social studies education.

The Cats' Cause: Participated in service events at the Ronald McDonald House and the "Mountain of Love" children's Christmas gift program (2002-03).

Nick Seitze

Center, 6-5, 293, Sr-3L
Converse, Tex. (Judson)



Two-year starter at center ... Has been named to the preseason watch list for the Dave Rimington Award, emblematic of the nation's top player at his position ... Emerged as one of the top centers in the Southeastern Conference last season ... Adept at the shotgun snap ... Excellent communicator who has a good grasp of making line calls ... Has good athletic ability and has made gains in his upper-body strength ... Played very well last season despite a persistent ankle injury ... Has played in 33 games with 18 starts.

2002 (Junior): Started all 12 games at center ... Earned frequent commendation from the coaching staff ... His fine performance was enhanced by the fact that he played with a nagging ankle injury for most of the season ... Totaled 63.5 knockdown blocks during the season ... Had a personal best of 11 knockdowns in the win over Vanderbilt ... Tied for the team lead in the Indiana game with 10 knockdowns ... Also tied for the team lead with seven knockdowns in the upset of Arkansas ... Blocked for Artose Pinner, the SEC rushing champion ... As a team, Kentucky finished second in the SEC in scoring offense.

2001 (Sophomore): Played in 10 games, starting the last six games after Nolan DeVaughn was injured … His entry into the lineup coincided with UK's offensive surge over the second half of the season … Coaching staff was complimentary of his performance.

2000 (Redshirt Freshman): Played in all 11 games as a reserve defensive tackle … Made 11 tackles, including a season-high three stops at Louisville … Earned his first varsity letter.

1999 (Freshman): Redshirted.

High School: Athletic lineman who was a two-year starter at Judson HS in Converse, Tex., a perennial power in the highly competitive Class

AAAAA ranks ... Started at offensive tackle his junior season ... Moved to defensive tackle as a senior, but injuries in the offensive line forced him to move to offensive guard ... Made 13 tackles and used his tall frame and athleticism to break up three passes in his two games on defense ... Judson went on to a 14-1 record and was state runner-up ... Named first-team all-district and first-team All-San Antonio as a senior ... Also named a San Antonio High School All-Star by Pizza Hut ... Played in the Market Shrine Oil Bowl Football Classic, the Texas vs. Oklahoma high school all-star game ... Coached by D. W. Rutledge, who notes that, "In addition to his size, Nick is an athlete who moves really well. He has very good feet and movement for a big man." ... Played high school football with Wildcats Otis Grigsby and Ronnie Riley at Judson ... Honor roll student who was an officer in his school's chapter of the Fellowship of Christian Athletes ... Nick narrowed his schools to Kentucky, Texas A&M, Colorado, and Iowa before picking the Wildcats.

Personal: Full name is Nicholas Jay Seitze ... Last name is pronounced "sites" ... Born 10-8-80 in San Antonio ... Son of Michael and Cindy Seitze ... Nick's uncle, Ricky Cobb, played football at Southwest Texas ... Majors are nutrition and food science/hospitality management and tourism.

The Cats' Cause: Participated in the mentor program, meeting with a youngster each week to encourage academic success and personal growth (1999-2000) ... Visitor at Richmond Place Retirement Community (1999-2000) ... Visited patients at the Veterans Hospital (1999-2000) ... Participated in Youth Volunteer Day at UK Children's Hospital (2000-01) ... Participated in the Cat Tales reading program at area schools (2000-01) ... Guest speaker at Lafayette HS (2002) ... Participated in a fundraiser for the Family Care Center (2003).


Keith Shelton

Keith Shelton, Jr.

Linebacker, 6-3, 224, So-1L
Memphis, Tenn. (East)



Contending for playing time at an outside linebacker position ... Continues his physical maturity and has gained approximately 10 pounds during the past year ... Has played in one game.

2002 (Redshirt Freshman): Saw action in one game, UK's win over Texas-El Paso ... Made one tackle against the Miners ... Got his first varsity letter.

2001 (Freshman): Redshirted.

High School: Rangy defensive back who was a two-year pick on The Associated Press all-state team ... Three-year starter on offense and defense for East HS in Memphis, Tenn. ... Helped East to a three-year mark of 37-5, including a Class AAAA state championship his junior year and a runner-up finish his senior year ... Nabbed 20 interceptions during his career ... Had seven interceptions and was his team's leading tackler his senior season ... Notched 10 pickoffs as a junior ... Three-year all-region pick and a three-time pick for the all-area "Best of the Prep" team ... "Keith is a winner through-and-through, on and off the field," said East Coach Wayne Randall. "He has an innate ability to know what happens before it does, and when he gets there, he strikes you like a billy goat." ... Two-year letterman on the basketball team and helped win a city championship ... A three-year letterman in track, running in the 400- and 800-meter events ... Named to Who's Who Among American High School Students and to Top Teens of America ... Keith chose UK over Arkansas, Middle Tennessee, and Mississippi.

Personal: Full name is Keith Ledell Shelton, Jr. ... Born 8-22-82 in Memphis, Tenn. ... Son of Keith Shelton, Sr., who was a cornerback for Memphis State ... An uncle, Michael Shelton, played linebacker for Austin Peay ... Major is family and consumer sciences.

Shelton Career Statistics

Year	Position	G-GS	Tackles	TFL-Yds.	Sacks-Yds.
2002	Safety	1-0	1	0	0

Travis Slaydon

Center, 6-3, 275, Fr-RS
Harlingen, Tex. (South)



Caught in a numbers logjam at center as he competes with two capable veterans, senior Nick Seitze and junior Daniel Burnett ... Making the adjustment to center from the tackle position he played in high school ... Hopes to get his first varsity action after redshirting last season.

2002 (Freshman): Redshirted.

High School: Three-year starter at quick tackle for South HS in Harlingen, Tex. ... Senior season was his best, making 84 "pancake" blocks while not allowing a quarterback sack ... Named to the Texas High School Coaches Association "Team Texas" ... Garnered first-team All-Region 4 and first-team All-Rio Grande Valley honors ... Also chosen honorable-mention all-state by The Associated Press ... Also played some as a reserve defensive tackle ... Team went to the state playoffs his sophomore season ... Has a reputation for dedication and tenacity ... Picked for Dave Campbell's Texas Top 300 ... Coached by John Lerma ... Spent two years on the powerlifting team and advanced to the regional competition ... Best lifts include 360 pounds in the bench press,

285 in the power clean, and 530 in the squat ... Also put the shot two years for the track team ... A potential pre-med student at Kentucky, his numerous academic accolades include National Honor Roll, All-American Scholar, Distinguished Achievement Graduate, Texas Scholar, and Academic All-State team ... His finalists included Kentucky, North Texas, and Texas-El Paso.

Personal: Full name is James Travis Slaydon ... Born 1-16-84 in Houston, Tex. ... Son of Richard and Mary Slaydon ... Richard played football at Texas ... Major is foreign language and international economics.

Bo Smith

Cornerback, 6-0, 180, So-1L
Owensboro, Ky. (Senior)



Showed impressive potential last season when he earned playing time as a true freshman ... One of several talented contenders for playing time at cornerback ... Has played in 12 games.

2002 (Freshman): Played in all 12 games as a reserve cornerback and on special teams ... Made 13 tackles with a season high of three stops against Indiana and Georgia ... Had two pass breakups, both coming at Florida ... Member of the punt return team that helped spring Derek Abney to four punt return touchdowns ... Blocked a punt against Tennessee.

High School: Outstanding two-way player as a running back and defensive back at Senior HS in Owensboro, Ky. ... As a senior, rushed for 1,796 yards on 158 carries, an 11.4-yard average, and 20 touchdowns ... Caught 11 passes for 183 yards and four TDs ... On defense, accounted for 72 tackles ... Also had two interceptions, returning one for a touchdown, and broke up eight passes ... His combination of offensive and defensive prowess earned first-team all-state honors from The Associated Press and third-team all-state laurels from the *Louisville Courier-Journal* ...Tabbed to the *Lexington Herald-Leader* "Class of the Commonwealth" listing of the top 22 seniors in Kentucky ... Area Player of the Year as voted by the coaches ... Named to the *PrepStar* All-South team ... Rushed for 1,369 yards his junior year and was a two-year selection for the all-district and all-area teams ... Three-year starter at tailback and two-year regular at safety ... Helped lead his team to a 37-7 record, advancing to the state championship game as a sophomore and junior and the state semis as a senior ... Coached by Gordon Powers ... Member of the Kentucky team for the Kentucky vs. Tennessee High School All-Star Game in the summer of 2002 ... Will be a three-year letterman in track, competing in the 100- and 200-meter dashes along with the 4x100- and 4x200-meter relays ... Went to the state meet in all four events last year, capturing the state title in the 4x100 relay ... Honor roll student ... Drew recruiting attention from numerous other schools such as Louisville, Cincinnati, Indiana, Illinois, Purdue, and West Virginia.

Personal: Full name is Tyler Bo'tez Smith ... Born 6-8-83 in Owensboro, Ky. ... Son of Paulette Smith ... An uncle, Vince Buck, played for the New Orleans Saints ... Major is kinesiology.

The Cats' Cause: Participated in the UK Children's Hospital annual "Breakfast With Santa" (2002).

Smith Career Statistics

Year	Position	G-GS	Tackles	Int.-Yds.	PBU	Blk. Kick
2002	Cornerback	12-0	13	0	2	1



Justin Sprowles

Running Back, 5-10, 214, So-1L
Charlotte, N.C. (Providence)



Gutty walk-on earned playing time last season and hopes to earn more in the coming season ... Begins fall practice as the backup fullback ... Good blocker who also has shown the ability to catch the ball out of the backfield ... Has played in eight games.

2002 (Redshirt Freshman): Played in eight games, earning more playing time as the season progressed ... Member of the kickoff return team that helped Derek Abney return two kickoffs for touchdowns ... Got his first varsity letter.

2001 (Freshman): Redshirted.

High School: Three-year letterman and two-year starter at Providence HS in Charlotte, N.C. ... Played on both sides of the ball at fullback, tailback, middle linebacker, outside linebacker, safety and nose guard ... The southpaw carried the ball five times for 198 yards and two touchdowns as a senior and charted 102 tackles and one interception ... Had 23 carries for 206 yards and caught three passes for 26 yards and one touchdown as a junior ... Also recorded 81 tackles and one interception ... Four-year letterman in track and field, competing in the 4x100 relay, the shot put and the discus ... Named to the all-region track team ... Four-year letterman in weightlifting ... Honor roll student who was a member of the National Honor Society and the Latin Honor Society ... Named NCHSAA Academic Scholar-Athlete, Coca-Cola Scholar-Athlete, Breakfast Club All-American Scholar Nominee and was the team's academic leader in both his junior and senior seasons.

Personal: Full name is Justin Lee Sprowles ... Last name is pronounced "sprowles" with a short "o" sound ... Born 5-5-83 in Charlotte ... Son of Jim and Betty Sprowles ... Justin's cousins, Chad and Sean Collyer, wrestled at Manchester College ... Chad is a wrestler with the World Wrestling Entertainment (WWE) ... Major is undeclared.

Sprowles Career Statistics

Year	Pos.	G-GS	Att.	Yds.	Avg.	TD	Long
2002	Fullback	8-0	1	0	0.0	0	0

Jacob Steuber

Defensive End, 6-5, 240, Jr-1L
Hebron, Ky. (Conner)

- SEC Academic Honor Roll (2001)



Has good height for a defensive end and has worked to add the weight and strength necessary for the position … Walk-on performer who has worked his way into playing time ... Has played in 12 games and also has one year of experience on the UK junior varsity.

2002 (Sophomore): Played in all 12 games ... Made two tackles ... Garnered his first varsity letter.
2001 (Sophomore): Redshirted ... Earned a spot on the SEC Academic Honor Roll.
2000 (Freshman): Played for the UK junior varsity ... Made one tackle in the Blue/White Spring Game.
High School: Three-year letterman and two-year starter at Conner HS in Hebron, Ky. … Played tight end and defensive end … Named to the Northern Kentucky Football Coaches Association All-Star Team as a junior and senior … Coached by Tom Stellman … Joined the track team his senior year … Competed in the discus throw, shot put, long jump, and triple jump … Placed third in the region in the discus, sixth in the shot … Member of the National Honor Society and the Future Business Leaders of America … Had a 4.0 grade point average.
Personal: Full name is Jacob Cole Steuber … Born 3-15-82 in Covington, Ky. … Son of Robert and Donna Steuber … Major is mathematical sciences.

Steuber Career Statistics

Year	Position	G-GS	Tackles	TFL-Yds.	Sack-Yds.
2002	Def. End	12-0	2	0	0

Anthony Stevenson

Fullback, 5-11, 245, Jr-2L
Memphis, Tenn. (Melrose)



Has settled in at fullback after bouncing back and forth between linebacker and fullback during his Wildcat career ... Has played in 13 games.

2002 (Sophomore): Played in the first two games ... Made one tackle ... Got his second varsity letter.
2001 (Redshirt Freshman): Played in all 11 games, mostly on special teams … Credited with one tackle … Earned his first varsity letter.
2000 (Freshman): Redshirted.
High School: Compact power runner who rushed for 1,493 yards and 29 touchdowns as a senior for Melrose HS in Memphis, Tenn. … Ran for approximately 1,700 yards and 36 TDs as a junior … Four-year letterman and two-year starter at running back … Helped Melrose win the 1998 Class AAAA state championship and finish as runner-up in 1997, both seasons with 14-1 records … Named to the all-state and All-Memphis teams as a junior and senior … Memphis-area Player of the Week as a junior … The #19 prospect in Tennessee as selected by *SuperPrep* … "Overshadowed by some of his highly acclaimed teammates, Stevenson's stock is on the rise. He is a power back with good speed," wrote *SuperPrep* … Teammate of fellow UK signee Dewayne Robertson … Participated in the Young Life school organization.
Personal: Full name is Anthony Shuntell Stevenson … Born 6-16-81 in Memphis, Tenn. … Son of Terry Mosby and Carrie Stevenson … Major is family and consumer sciences.
The Cats' Cause: Participated in service events at UK Children's Hospital, Darby Square, Southern Elementary School, and the "Mountain of Love" children's Christmas gift program (2002) ... Participated in an event at an adult day care center (2003).

Stevenson Career Statistics

Year	Position	G-GS	Tackles	TFL-Yds.	Sack-Yds.
2001	Running Back	11-0	1	0	0
2002	LB/RB	2-0	1	0	0
Totals		**13-0**	**2**	**0**	**0**

Sevin Sucurovic

Punter, 6-2, 195, Jr-1L
Tuzla, Bosnia (Henry Clay)



Battling Anthony Thornton for the starting punter job ... Punted eight times for a 40-yard average during the spring scrimmages ... Came to UK as a kicker, but gradually has concentrated more and more on punting ... Has played in one game ... Also has one season of experience with the UK junior varsity.

2002 (Sophomore): Played in one game, UK's win over Texas-El Paso ... Attempted two extra points and made both tries ... Got his first varsity letter.
2001 (Sophomore): Redshirted.
2000 (Freshman): Kicked for the UK junior varsity team.
High School: Joined the team at Henry Clay HS in Lexington his senior year … Team posted a 10-2 record, advancing to the second round of the state playoffs … Team's potent offensive usually scored touchdowns, allowing him to kick only three field goals during the season … Named second-team all-city by the *Lexington Herald-Leader* … Was the team's Special Teams Player of the Year Award … Coached by Sam Simpson … Named to the academic all-state team.
Personal: Sevin Sucurovic was born 10-20-81 in Tuzla, Bosnia … Son of Osman and Naila Sucurovic … Last name is pronounced "su-CUR-o-vich" ... Major is kinesiology.
The Cats' Cause: Volunteered at an adult day care center (2002).

Sucurovic Career Statistics

Year	Position	G	FG	Extra Pts.	Total Pts.
2002	Kicker	1	0-0	2-2	2

Jon Sumrall

Linebacker, 6-2, 212, So-1L
Huntsville, Ala. (Grissom)



Benefitted greatly from the change of coaching staff ... Finished the spring listed as a "co-starter" at both inside linebacker positions ... Impressed the coaches with his heady play ... Got his first taste of playing time last season and hopes to earn more in the coming campaign ... Came to UK as a defensive back, he has gradually added more weight and strength ... Has played in three games.

2002 (Redshirt Freshman): Played in three games ... Made four tackles, including a season-best of three in the victory over Texas-El Paso ... Got his first varsity letter.
2001 (Freshman): Redshirted.
High School: First-team all-state choice by the Alabama sportswriters following his senior season … Led Grissom HS of Huntsville, Ala., to a 12-2 record, advancing to the semifinals of the state playoffs in Class 6A – the state's largest classification … Four-year letterman and three-year starter as a defensive back and outside linebacker … Made 104 tackles as a senior, with four interceptions and nine fumbles caused … Set a school record with 18 interceptions during his career … Career totals also include 360 tackles and 19 fumbles caused … Played tight end on offense … As a senior, caught 19 passes for 372 yards and six touchdowns, averaging 19.6 yards per catch … Three-year pick on the All-Huntsville team … All-district as a junior and senior … Honorable mention all-state as a junior … Selected to play in the Alabama vs. Mississippi All-Star Classic … "Jon was a dominant leader for us," said Grissom Coach Ronny Massey. "Kentucky is getting a great person and great football player." … Also participated with his school's soccer and wrestling teams … Named the 2001 Tennessee Valley Student of the Year for his combination of excellence in academics, athletics, and extra-curricular activities … Extremely active in student affairs … President of the Student Government Association and was president of his junior, sophomore, and freshman classes … Member of the Fellowship of Christian Athletes … Red Cross Volunteer … Member of the Junior League Teen Shelter Committee … Chose Kentucky over Air Force.
Personal: Full name is Jonathan Edward Sumrall … Last name is pronounced "sum-RALL" … Born 7-5-82 in Texarkana, Tex. … Son of George and Sandra Sumrall … George played football at Southeast Louisiana … Major is undeclared.
The Cats' Cause: Volunteered at UK Children's Hospital and the Richmond Retirement Place (2002).

Sumrall Career Statistics

Year	Position	G-GS	Tackles	TFL-Yds.	Sack-Yds.
2002	Linebacker	3-0	4	0	0

Anthony Thornton

Punter, 6-1, 197, Jr-1L
Louisville, Ky. (Male)

- SEC Academic Honor Roll (2001)



Punted well in the spring, emerging as the leading contender to replace departed All-American Glenn Pakulak ... In the three spring scrimmages, he punted 11 times for an average of 42.4 yards ... Got his first game experience last season ... Has a year of experience on the UK junior varsity ... Has played in one varsity game.

2002 (Sophomore): Got to punt one time in the win over Mississippi State and booted a 26-yard kick ... Received his first varsity letter.
2001 (Sophomore): Redshirted ... Named to the SEC Academic Honor Roll.
2000 (Freshman): Punted for the UK junior varsity.
High School: Two-year starter as the kicker and punter for Male HS in Louisville … Averaged 41 yards per punt as a senior … Earned all-district and honorable-mention all-state honors … Named the team's most valuable special teams player … Averaged 35 yards per punt his junior year as Male won the Class AAAA (largest classification) state championship … Coached by Bob Redman … Three-year letterman on the soccer team.
Personal: Full name is David Anthony Thornton … Born 10-11-81 in Louisville … Son of Kenny and Teresa Beckum … Major is management.

Thornton Career Statistics

Year	Position	G	Punts	Yds.	Avg.	Long
2002	Punter	1	1	26	26.0	26

Russ Throckmorton

Strong Safety, 6-0, 195, Jr-Sq
Wytheville, Va. (Wythe)



Two-year letterman on the Kentucky swim team who switched sports and joined the football team during the 2002 season ... Good athlete who had not played football in high school or college until 2002 ... Impressed the new coaching staff in the spring and has a chance to earn playing time on special teams this year.

2002 (Junior): Joined the team as a walk-on ... Redshirted.
2001 (Sophomore): Member of the Kentucky swimming team and won his second varsity letter.
2000 (Freshman): Member of the Kentucky swimming team ... Competed in the freestyle, backstroke, and individual medley events ... Earned a varsity letter.
High School: Multi-sport star who excelled in swimming, cross country, and soccer at Wythe HS in Wytheville, Va. ... Four-year letterman in all three sports ... Placed in the top 10 four times at the state swimming meet during his career ... Two-time all-state and three years all-district and all-region in cross country ... Finished 15th and 12th at the state meets as a junior and senior ... A two-year pick on the all-region soccer team, playing forward and midfield ... Member of the student council and varsity club ... Academic letterman.
Personal: Full name is Dennis Russell Throckmorton II ... Born 9-2-81 in Roanoke, Va. ... Son of Dennis and Missy Throckmorton ... Major is business management.
The Cats' Cause: Participated in service events with the Ronald McDonald House, Salvation Army, and a senior citizens day care center (2002-03).

Manny Thurman

Cornerback, 5-11, 178, Fr-RS
Lexington, Ky. (Dunbar)



Fine walk-on prospect who could earn playing time this season ... Played well in the spring, according to the coaching staff ... Combines good speed and athleticism and will benefit greatly from more experience.

2002 (Freshman): Redshirted.
High School: Two-year starter, playing wide receiver and cornerback, at Dunbar HS in Lexington ... Team went 8-3 his senior year and won a bowl game ... Ranked fourth on the team in tackles, an impressive statistic for a cornerback ... Averaged 11.9 yards per pass reception ... Coached by Mark Peach and Mike Meighan ... Ran for the track team ... Member of the state champion 4x100-meter relay ... Set a school record with a time of 10.7 seconds in the 100-meter dash ... First-team all-state in the triple jump and second-team all-state in the long jump ... Team captain in track ... Member of the Dunbar Step Team and Leaders in the Making organization ... Named to Who's Who Among American High School Students ... Won the school's student-athlete award.
Personal: Full name is Emannuel Simeon Thurman ... Born 4-26-84 in Lexington, Ky. ... Son of Pamala Thurman ... Major is chemical engineering.

Adam Tom

Strong Safety, 5-10, 205, Jr-Sq
Bellefontaine, Ohio (Bellefontaine)



In his third year as a walk-on with the Wildcats ... Known for his solid work ethic and physical play ... Coaches believe he could earn his first playing time this season ... Listed No. 3 at strong safety ... Made two tackles in the Blue/White Spring Game.

2002 (Sophomore): Practiced with the team but did not see game action.
2001 (Redshirt Freshman): Resumed his football career after a year away from the game ... Practiced with the team but did not see game action.
2000 (Freshman): Enrolled at UK but did not play football.
High School: Three-year letterman and three-year starter at Bellefontaine (Ohio) HS ... Played outside linebacker and tight end ... Helped lead the Chiefs to winning seasons all three years as a starter, including a 10-3 finish and league championship as a senior ... Named All-Conference and All-District ... Coached by Greg Peitsmeyer ... Also a three-year letterman in baseball as an all-league, all-area and all-district selection.
Personal: Adam Tom was born 8-10-81 in Castelia, Ohio ... Son of Eric and Judy Tom ... Major is kinesiology.
The Cats' Cause: Volunteered at the Ronald McDonald House and at the "Mountain of Love" children's Christmas gift program (2002).


Nate VanSickel

Nate VanSickel

Offensive Guard, 6-2, 289, Sr-1L
Moulton, Iowa (Moulton-Udell/Northern Iowa Community College)



Moved from defensive tackle to offensive guard during the spring in order to bolster the depth in the O-Line ... Enters August as the backup left guard behind Jason Rollins ... Developed into a dependable reserve at defensive tackle last season ... Has noteworthy strength ... Former walk-on who has been awarded a scholarship ... Has played in 11 varsity games and also has one season of junior varsity experience.

2002 (Junior): Played in 11 games as a reserve defensive tackle, seeing action in every game except Tennessee ... Made three tackles ... Also showed an ability to rush the passer and had five quarterback hurries ... Got his first varsity letter.
2001 (Junior): Redshirted.
2000 (Sophomore): Played for the UK junior varsity team.
1999 (Freshman): Attended Northern Iowa Community College.
High School: Three-year starter in the offensive and defensive lines at Moulton-Udell HS in Moulton, Iowa ... Made the Iowa all-state team as a senior after making 81 tackles, including six sacks ... Also his team's offensive player of the year ... Made 83 tackles and six sacks his junior year and was chosen for the all-district team ... Coached by Rich Parker ... Also played on the golf team ... Member of the National Honor Society, student council, Mayor's Youth Council, and Jazz Band.
Personal: Full name is Nathan Allen VanSickel ... Born 12-12-80 in Centerville, Iowa ... Son of Richard and Barbara Stephanie VanSickel ... Major is accounting.

VanSickel Career Statistics

Year	Position	G-GS	Tackles	TFL-Yds.	Sack-Yds.
2002	Def. Tackle	11-0	3	0	0

Jose Walker

Defensive End, 6-4, 242, Fr-RS
Harrodsburg, Ky. (Harrodsburg)



Has resumed playing football after not having played the sport since 1995 ... Had spent four years in the United States Air Force prior to resuming his education ... Joined the team in the spring of 2002 ... Has good size and impressed the coaching staff with his strong work habits during the spring.

2002 (Freshman): Enrolled at UK but did not play football.
Military Service: Member of the United States Air Force from 1997-2001 ... Achieved the rank of senior airman.
High School: Graduated from Harrodsburg (Ky.) HS in June, 1996 ...

Three-year starter, playing defensive end and linebacker ... Coached by Alvis Johnson, currently an assistant athletic director at UK ... "Jose showed a lot of ability in high school. He also was a player who worked hard, had a good attitude, and was very coachable," Johnson recalls.
Personal: Full name is Jose Homer Walker, Jr. ... Born 5-15-77 in Harrodsburg, Ky. ... Now at the age of 26, he ranks as the oldest of the current Wildcats ... Son of Jose and Denise Walker ... Major is electrical engineering ... Hobby is flying radio controlled aircraft.

Durrell White

Linebacker, 6-3, 234, Fr-HS
Middlesboro, Ky. (Middlesboro)



Showed notable athletic ability during spring practice and the coaches like his potential ... Enters fall practice as a backup outside linebacker and is expected to see playing time ... Enrolled at Kentucky in January after sitting out last fall in order to rehabilitate an injured knee.

2002: Did not enroll in school while rehabilitaing an injured knee ... Sustained the injury in the summer of 2002 while practicing for the Kentucky-Tennessee High School All-Star Game.
High School: Standout linebacker combines good size with notable athletic ability ... A finalist for the "Mr. Football" award as a senior at Middlesboro (Ky.) HS ... Made 147 tackles as a senior, along with two interceptions, one of which was returned for a touchdown ... Rushed for 1,674 yards and 18 touchdowns, although he did not begin playing in the backfield until mid-season ... Averaged 13 yards per carry ... Middlesboro went to the second round of the state playoffs ... First-team all-state by The Associated Press and second-team all-state by the *Louisville Courier-Journal* ... Listed in the "Class of the Commonwealth" top 22 seniors by the *PrepStar* ... The No. 6 linebacker in the south according to *SuperPrep* ... District Player of the Year as chosen by the state coaches association ... Also the Conference Player of the Year ... Coached by Kenny Roark ... Played his freshman, sophomore, and junior seasons at Bell County HS, helping the team go to the state playoffs ... Had 137 tackles and four interceptions his junior year ... Member of the Kentucky team for the Kentucky vs. Tennessee High School All-Star Game in the summer of 2002 ... A four-year letterman in track ... His athletic ability is demonstrated by his events, 100-meter dash, the 4x100- and 4x200-meter relays, along with the triple jump and shot put ... Has been to the state track meet in the triple jump and the relays ... Played basketball three years and was voted to the district and region all-tournament teams ... Has participated in the "Upward Bound" college preparatory program and the "First Priority" Christian group ... Chose Kentucky over Tennessee.
Personal: Full name is Franklin Durrell White ... Born 6-6-84 in Lexington, Ky. ... Son of Rhonda White ... Major is communication.
The Cats' Cause: Participated in a service event at the Ronald McDonald House (2002).

Dustin Williams

Linebacker, 6-5, 245, So-1L
Channahan, Ill. (Minooka)



Finished the spring bracketed with Jon Sumrall as a starter at inside linebacker ... Although just a sophomore, he has more college game experience that any other UK linebacker, an indication of the youth of this unit ... Has impressive mobility for a player his size ... Has played in 14 games.

2002 (Redshirt Freshman): Played in all 12 games as a reserve linebacker and on special teams ... Made 35 tackles, with a season high of six stops in the upset at Arkansas ... Had two tackles for loss ... Highly valuable member of the punt return unit ... Blocked punts at Florida and Mississippi State ... Also a blocker for Derek Abney, who returned four punts for touchdowns.
2001 (Freshman): Played in the first two games and made three tackles ... Sustained a concussion in practice and sat out the remainder of the season ... Received a medical hardship and retained the year of eligibility.
High School: Outstanding athlete with a remarkable combination of size and speed ... Three-year starter at middle linebacker for Minooka (Ill.) HS ... Made 301 tackles in his career, including 14 tackles for loss, 13 sacks, five fumbles caused, four fumble recoveries, three pass breakups, six quarterback "hurries" and one interception returned for a


Dustin Williams

touchdown ... Played running back and tight end on offense ... As a senior, rushed 19 times for 100 yards and caught 11 passes for 191 yards and two touchdowns ... First-team all-state as a junior and senior by the Illinois Coaches Association ... Was the state's Defensive Most Valuable Player in a fan poll on the internet ... Was the defensive MVP of his conference as a senior ... Two-year pick on the all-conference team ... First-team all-area as a senior, second team as a junior ... Third-team All-Midwest by *Great Lakes Recruiting* and also named to the Illinois Super 22 by the same group ... One of the top 125 prospects in the six-state Midwest area by *SuperPrep* ... Ranked as the No. 28 linebacker in the nation by Rivals.com ... "Dustin is a big man who can run, a hard-nosed player with a great sense of the ball and a great tackler," said Minooka Coach Mike Briscoe ... A three-year letterman on the track team ... Competed in the shot put, discus throw, and the 200-meter run ... Honor roll student ... Selected for Who's Who Among American High School Students ... His finalists included Georgia Tech, Purdue, Iowa, and Illinois.

Personal: Full name is Dustin Allen Williams ... Born 9-30-82 in Humble, Tex. ... Son of Mike and Patty Williams ... ... A cousin, Wayne Rivers, played in the National Hockey League for the New York Rangers ... Major is undeclared.

The Cats' Cause: Served meals at the Hope Center (2001) ... Participated in service events at an adult day care center, the Ronald McDonald House, and the UK Children's Hospital (2002).

Williams Career Statistics

Year	Position	G-GS	Tackles	TFL-Yds.	Sack-Yds.	Blk. Kick
2001	Linebacker	2-0	3	0	0	0
2002	Linebacker	12-0	35	2-3	0	2
Totals		**14-0**	**38**	**2-3**	**0**	**2**

Williams Game-by-Game Statistics

2002

Opponent	Tackles	TFL-Yds.	Block Kick
Louisville	3	0	0
Texas-El Paso	3	1-1	0
Indiana	5	0	0
Middle Tennessee	2	0	0
Florida	4	1-2	1
South Carolina	1	0	0
Arkansas	6	0	0
Georgia	3	0	0
Mississippi State	0	0	1
Louisiana State	4	0	0
Vanderbilt	4	0	0
Tennessee	0	0	0
Totals	**35**	**2-3**	**2**

Mike Williams

Strong Safety, 5-11, 184, Jr-2L
Tallahassee, Fla. (Godby)



Returning starter at strong safety, one of only four returning regulars on the Wildcat defense ... Former cornerback who enhances the UK pass coverage ... A strong hitter ... Spent some of his time in the spring running for the UK track team ... Has played in 22 games.

2002 (Sophomore): Started all 12 games at outside safety ... Had 53 tackles on the season, featuring five tackles for loss and a quarterback sack ... Career high of nine tackles came against Georgia ... Tied for the team lead in interceptions with two, both of which were crucial plays in Wildcat victories ... With three minutes to go at Louisville, and Kentucky clinging to a five-point lead, he snared the rebound of an Earven Flowers deflection for an interception that sealed the verdict for the Wildcats ... On the first play of the second half at Arkansas, he intercepted a pass and returned it 16 yards to the Razorback 12-yard line ... Artose Pinner ran it in on the next play and Kentucky never trailed again in the upset of the Hogs ... Stopped an Indiana drive at the Kentucky 10-yard line when he sacked the quarterback and caused a fumble that was recovered by Vincent Burns ... Broke up five passes during the season ... Tied for the team lead in fumbles caused with two.

2001 (Freshman): Outstanding athlete who was a late find in the recruiting process, signing in the summer of 2001 ... Earned playing time in 10 games as a true freshman ... Played at cornerback and on special teams ... Made 14 tackles and added three pass breakups ... Had a season high of four tackles against Vanderbilt and Indiana ... Had two PBU vs. the Hoosiers.

High School: Defensive back prospect with remarkable athletic ability ... Three-year letterman and two-year starter for Godby HS in Tallahassee, Fla. ... Helped lead Godby to Class AAAA state playoff appearances following his junior and senior seasons ... Won the district championship as a senior ... Played linebacker, strong safety, and special teams ... First-team all-district as a senior, an all-star selection which included all six Florida classifications ... Honorable-mention All-Big Bend area ... Senior year statistics featured 99 tackles, 4.5 quarterback sacks, three caused fumbles, four fumble recoveries, and five pass breakups ... Also won the Tallahassee Quarterback Club Player of the Week Award ... "Mike is an exceptional athlete who can run, jump, and hit," said Godby Coach Shelton Crews. "Kentucky is getting a hidden gem, a diamond in the rough." ... Four-year letterman in track ... Has excellent accomplishments in the jump events ... Went to the state meet in the triple jump as a senior (third place) and as a sophomore (eighth place) ... Best triple jump is 47 feet, one inch ... Qualified for the state his senior year in the long jump and has a best leap of 22 feet, seven inches ... Also competed in the high jump, with a personal best of six feet, four inches ... Also recruited by Louisville, Purdue, Middle Tennessee, South Carolina, and West Virginia.

Personal: Full name is Michael Eugene Williams ... Born 5-7-82 in Tallahassee, Fla. ... Son of Nancy McMillian and Robert Williams ... Major is kinesiology.

Williams Career Statistics

Year	Position	G-GS	Tackles	TFL-Yds.	Sacks-Yds.	PBU	Int.-Yds.	FR	FC
2001	Cornerback	10-0	14	0	0	3	0	0	0
2002	Safety	12-12	53	5-20	1-9	5	2-18	1	2
Totals		**22-12**	**67**	**5-20**	**1-9**	**8**	**2-18**	**1**	**2**

Williams Game-by-Game Statistics

2002

Opponent	Tackles	PBU	Int.-Yds.	FR	FC
Louisville	1	0	1-2	1	0
Texas-El Paso	5	1	0	0	0
Indiana	8	0	0	0	1
Middle Tennessee	5	0	0	0	0

Florida	6	0	0	0	0
South Carolina	4	1	0	0	0
Arkansas	5	0	1-16	0	0
Georgia	9	0	0	0	1
Mississippi State	1	0	0	0	0
Louisiana State	3	1	0	0	0
Vanderbilt	3	1	0	0	0
Tennessee	3	1	0	0	0
Totals	**53**	**5**	**2-28**	**1**	**2**

Trai Williams

Offensive Tackle, 6-4, 275, Fr-RS
Franklin, Ky. (Franklin-Simpson)



Joined the team as a walk-on in 2002 ... Hard-working prospect who is continuing to improve his overall strength and agility ... Finished the spring listed No. 3 at left tackle.

2002 (Freshman): Redshirted.
High School: Third-team all-state as a senior at Franklin-Simpson HS in Franklin, Ky., when he amassed 95 tackles, eight quarterback sacks, and 91 pancake blocks ... Three-year starter, playing offensive guard, offensive tackle, defensive tackle, and defensive end ... First-team All-Southern Kentucky Conference as a junior and senior ... Career totals include 220 tackles, 25 sacks, and 228 pancake blocks ... Team won two district championships and went to the state playoffs four times while amassing a 32-16 record ... Coached by Tim Schlosser ... Member of the Future Farmers of America and Fellowship of Christian Athletes ... Named to Who's Who Among American High School Students ... Won the Frank Cardwell Commitment to Excellence Award and the Bill Murphree Memorial Scholarship.
Personal: Full name is Trai Lyal Williams ... Born 12-20-83 in Warren County, Ky. ... Son of Eddie and Tammie Mann ... Major is agriculture.

Warren Wilson

Cornerback, 5-11, 175, So-1L
Texas City, Tex. (Texas City)



One of the priorities of fall practice is to get a look at this fine prospect when he is at full speed ... Participated in non-contact drills during the spring as he rehabilitated a knee injury ... Looked good in his limited action and coaches believe he can be a contributor if healthy ... Hopes to avoid the injuries that have hampered his progress ... Missed spring practice in 2002 while rehabilitating a shoulder injury ... Has played in 10 games.

2002 (Sophomore): Season was unexpectedly derailed when he sustained a knee injury in August ... Had reconstructive surgery and had to sit out the season ... Redshirted.
2001 (Freshman): Played in the final 10 games of the season as a reserve corner and on special teams ... Had nine tackles and added a pass breakup ... Received his first varsity letter.
High School: Speedy defensive back who had nine interceptions and 14 pass breakups during his career at Texas City (Tex.) HS ... Three-year letterman who started two years at cornerback ... Named All-Gulf Coast as a senior, which includes the Houston area ... Named to the *Texas Gridiron Gold* all-state team ... All-county by the *Daily News* ... Chosen for the *Mainland Gazette* "Super Team" ... Senior year stats include 35 tackles, five interceptions, eight pass breakups, and two fumble recoveries as his team advanced to the state playoffs ... Totaled 27 tackles, four interceptions, six PBU, and three fumble recoveries during his junior season, when Texas City won the Class AAAA state championship with a spotless 14-0 record ... Was a two-year all-district selection ... Was a reserve wide receiver on offense and also returned some punts and kickoffs ... Selected to the *Houston Chronicle* list of the top-100 prospects in Texas ... One of the state's top-30 DBs as chosen in *Dave Campbell's Texas Football* ... "Warren has great speed, natural ability, and work ethic," said Texas City Coach Rusty Dowling ... A four-year letterman on the track team ... Had a best time of 13.6 seconds in the 110-meter high hurdles ... Advanced to the state meet and finished fourth ... Best time in the 300-meter hurdles is 38 seconds ... Also ran the 4x100- and 4x400-meter relays ... Honor roll student ... Named to Who's Who Among American High School Athletes ... His finalists also included Georgia Tech, Oklahoma State, Texas A&M, and North Texas.
Personal: Full name is Warren Kelvin Wilson, Jr. ... Born 4-7-83 in Victoria, Tex. ...Son of Warren Wilson Sr. and Fannie Colton ... Major is undeclared.
The Cats' Cause: Participated in the annual UK Children's Hospital "Breakfast With Santa" (2001) and in the fundraiser for the Hope Center (2003).

Wilson Career Statistics

Year	Position	G-GS	Tackles	PBU	Int.-Yds.
2001	Cornerback	10-0	9	1	0

DeMarcus Wood

Wide Receiver, 6-0, 189, So-1L
Chesapeake, Va. (Smith)



Quality walk-on who hopes to emerge as a contender for playing time ... Finished the spring No. 3 at the "X" wide receiver position ... Looking to improve his consistency ... Also can return punts and kickoffs ... Has played in one game.

2002 (Redshirt Freshman): Played in one game, the victory over Texas-El Paso ... Looked very impressive as a punt returner ... Returned two punts for 46 yards, including a 39-yard jaunt that set up a Wildcat touchdown ... Received his first varsity letter.
2001 (Freshman): Redshirted.
High School: Two-year letterman who made the starting lineup his senior year at Smith High School in Chesapeake, Va. ... Caught 26 passes for 350 yards and six touchdowns ... Coached by Bill Lyons ... Three-year letterman for the track team ... Participated in the long jump, 300-meter hurdles, and two relay units ... Member of the Future Educators of America, Chrome Club, Chesapeake Student Leadership Forum, and the French Club.
Personal: Full name is DeMarcus Allen Wood ... Born 11-5-83 in Norfolk, Va. ... Son of Nita B. Wood ... Major is sociology.
The Cats' Cause: Guest speaker at Cardinal Elementary (2001) ... Participated in service events at Jessie Clark Middle School, Russell Cave Elementary, and an adult day care center (2001).

Wood Career Statistics

Year	Position	G-GS	PR	Yds.	Avg.	TD	Long
2002	Wide Rec.	1-0	2	46	23.0	0	39

Family Ties at Kentucky



(left) Winston Gaffron Jr. was a member of the Kentucky football team from 1967-71. He is the father of senior tight end Win Gaffron III.

(right) David Hopewell was a UK letterman from 1976-78. He is the father of two current Cats, junior wide receiver Daniel Hopewell and soph running back Andrew Hopewell.





(below) Marc Logan ranks sixth in Kentucky history with 1,769 rushing yards. He is the uncle of freshman wide receiver John Logan.

(below) Jay Tesar lettered as a punter in 1985 and 1987-88. He is the uncle of redshirt freshman tight end Clay Greunke.



(above) Edwin "Sully" Jacobs was a Wildcat lettermen from 1938-40. He is the grandfather of UK sophomore nose tackle Richard Gray.



2003 August Newcomers

Note: Freshmen Brad Booker, Travis Day, Maurice Marchman, and Durrell White entered UK in Jan. 2003 and participated in spring practice. Their biographies are in the returning players section.

Ricky Abren

Defensive Lineman, 6-3, 265, Fr-HS
Hopkinsville, Ky. (Hopkinsville)



High School: Athletic defensive lineman chosen first-team all-state as a junior and senior by the *Louisville Courier-Journal*... First-team all-state as a senior and honorable mention as a junior by The Associated Press ... Also tabbed for the "Class of the Commonwealth" listing of the top-22 seniors in the state by the *Lexington Herald-Leader* ... Four-year letterman who started for three and one-half seasons at Hopkinsville (Ky.) HS ... Played nose-guard, defensive tackle, and linebacker on defense and played tackle on offense ... Helped lead his team to the state semifinals all four years of his career, including two years in Class AAAA and two years in Class AAA, and a composite four-year record of 44-12 ... Career statistics include 209 total tackles, 33 tackles for loss, 20 quarterback sacks, four interceptions, 11 fumbles caused, four fumble recoveries, and five blocked kicks ... Named to the All-Western Kentucky Conference team for three seasons and also named all-area three years by the *Kentucky New Era* ... Voted the team's "Game Guy" for the will to play through injuries ... Rated as the No. 61 defensive lineman in the country by Rivals.com/*PrepStar* magazine, All-Southeast Region, and the No. 9 overall prospect in Kentucky ... "Ricky is very tenacious and explosive," Hopkinsville Coach Craig Clayton said. "He also has great upper body strength" ... Placed third at the state powerlifting meet ... Top lifts include 430 pounds in the bench press and 580 in the dead lift ... Member of the Beta Club ... Chose Kentucky over Cincinnati and Wake Forest.

Personal: Full name is Broderick James Abren ... Born 11-1-84 in Madisonville, Ky. ... Son of James and Paulette Abren ... Ricky comes from a very athletic family ... A cousin, Jason Gildon, has earned All-Pro honors for the Pittsburgh Steelers as a linebacker under new UK defensive coordinator Mike Archer ... Ricky's brother, Greg, will be a senior linebacker at Campbellsville ... Two cousins, Emanuel Jessup and Jimmy Wilson, play for Division I-AA national champion Western Kentucky ... Last name is pronounced "A-bren" ... Plans a major in business management.

Keenan Burton

Wide Receiver/Defensive Back, 6-2, 180, Fr-HS
Louisville, Ky. (DuPont Manual)



High School: Playmaking athlete as a quarterback and safety ... First-team all-state as a senior by The Associated Press and the *Louisville Courier-Journal* ... Named to the *Lexington Herald-Leader* "Class of the Commonwealth" listing of the top-22 seniors in the state ... Helped lead DuPont Manual HS in Louisville to the Class AAAA state playoffs four consecutive seasons ... Four-year letterman and three-year starter ... Primarily played quarterback on offense, although he did see some action as a receiver, running back, and kick returner ... Two-year member of the all-county and all-district teams ... Career stats include 274 rushing attempts for 1,634 yards, a 6.0-yard average, and 25 touchdowns ... Completed 81 of 226 passes for 1,605 yards and 17 TDs ... Had 98 tackles in his career, along with 30 pass breakups ... Intercepted 10 passes, returning two for touchdowns ... Also had a punt return for a touchdown ... The No. 6 prospect in Kentucky according to *SuperPrep* ... The No. 5 prospect in Kentucky and one of the top-50 defensive backs in the nation by Rivals.com/*PrepStar* magazine ... MVP of the Kentucky/Tennessee HS All-Star Game in the summer of 2003, leading Kentucky to a 28-14 victory ... "Keenan has the quickest first step I've seen in a long time," said Manual Coach Joe Nichols. "He has really deceptive speed and great hands" ... In track, he competed in the 400- and 800-meter runs, 4x200-, 4x400-, and 4x800-meter relays, the long jump, and the triple jump ... Has participated in the state meet in all three relays and both jumps ... Member of the student council and the Fellowship of Christian Athletes ... Decided on Kentucky after also considering Northwestern, Indiana, Marshall, Louisville, Miami (Ohio), and Boston College.

Personal: Full name is Keenan Edward Burton ... Born 10-29-84 in Louisville, Ky ... Son of Ed Burton and Gladys Taylor ... Ed played football and ran track at Morehead State ... Has a twin sister, Keisha ... Major is undecided.

Draak Davis

Running Back, 5-7, 170, So-JC
Vallejo, Calif. (Vallejo/Solano Community College)



Junior College: Third-team All-America by the *JC Grid-Wire* in 2002 ... Rushed for 1,846 yards, 23 touchdowns, and 8.4 yards per carry for Solano Community College in Fairfield, Calif. ... Led all California junior colleges, a total of 76 schools, in rushing yardage and rushing average ... Also caught 23 passes for 268 yards ... Best game came against the College of Marin, when he rushed for 368 yards, seven touchdowns, and three two-point conversions in a 72-69 victory ... Seven rushing touchdowns broke the state juco record and tied the national record ... 48 total points in that game broke the national record ... Had five runs of 80 or more yards during the season ... "Draak has a combination of speed and vision which enables him to make great cuts," Coach Floyd Burnsed said. "He's also very dedicated in the weight room and a strong student" ... Chose Kentucky over Nevada and California ... Will have three years of eligibility at UK.

Eastern Washington: Attended Eastern Washington as a freshman in 2001 and redshirted there before transferring to junior college.

High School: Two-year starter at Vallejo (Calif.) HS ... Helped his team go to the playoffs both years in Division I, the highest classification ... Rushed for approximately 1,800 yards and 34 touchdowns as a senior ... Named the player of the year in the Monticello Empire League and Solano County ... Three-year letterman in track, competing in the 100- and 200-meter dashes and the 4x100-meter relay ... As a sophomore, the relay team won the state championship and Vallejo HS won the overall team state championship ... In 1999, he was a member of the 4x100-meter relay team that won the Junior Olympics national championship ... Honor roll student who earned a membership in the California Scholarship Federation.

Personal: Full name is Draak Karras Davis ... Born 4-7-83 in Daly City, Calif. ... Son of Don Davis and Quarana McKnight Davis ... Plans a major in biology or sports medicine ... First name is pronounced "drake."

Dallas Greer

Defensive Back, 6-1, 193, Fr-HS
Pineville, Ky. (Bell County)



High School: First-team all-state by The Associated Press as a senior at Bell County HS in Pineville, Ky. ... Second-team all-state by the *Louisville Courier-Journal* and was chosen for the *Lexington Herald-Leader* "Class of the Commonwealth" listing of the top-22 seniors in Kentucky ... Three-year starter at defensive back and also a three-year regular at wide receiver and quarterback ... Team

advanced to the regional finals (final eight) of the Class AAA state playoffs his junior and senior years, helping his team compile a 19-7 record ... Team MVP as a senior, he rushed 42 times for 388 yards and five touchdowns, completed 15 of 32 passes with four TDs, caught 17 passes for 271 yards and three TDs, averaged 22.5 yards on punt returns with two returned for TDs, and accumulated 65 tackles and three interceptions on defense ... In his junior year, he totaled 82 tackles, six interceptions, rushed 98 times for 844 yards and nine touchdowns, and also threw for 862 yards and eight TDs ... One of his picks during his junior year was returned a school-record 78 yards for a touchdown ... Two-year member of the all-district team and was named the Region Player of the Year as a senior ... An All-Southeast Region pick and the No. 8 prospect in Kentucky according to Rivals.com/*PrepStar* magazine ... Strong student who earned a spot on the Academic All-State team ... "Dallas is such a good athlete that we could have put him anywhere on the field," Coach Dudley Hilton said ... Played in the Kentucky-Tennessee High School All-Star Game in the summer of 2003 ... A five-year letterman on the track team ... Competed in the sprint events, the 100- and 200-meter dashes, along with the 4x100- and 4x200-meter relays ... Advanced to the state meet in all four events as a junior ... Member of the Fellowship of Christian Athletes, the Beta Club, and the National Honor Society ... Drew recruiting interest from many schools, but immediately accepted when Kentucky offered in the summer of 2002 ... "When you grow up in Southeastern Kentucky, you want to play for the Wildcats," Greer said.

Personal: Full name is Dallas Royal Greer ... Born 6-11-85 in Corbin, Ky. ... Son of Doug Greer and Peggy Greer ... An uncle, Tom Greer, played football at Western Kentucky ... Plans a major in secondary English education.

Kurt Jackson

Tight End, 6-5, 245, So-JC
St. George, Utah (Timpview/Dixie State College)



Junior College: Big tight end who will have three years of eligibility at Kentucky ... Played the 2002 season at Dixie State College in St. George, Utah ... Team won its last 10 games, including a win in the Rotary Bowl, for a record of 10-2 and a No. 3 final national ranking ... "Kurt's strength is in his blocking ability," said Dixie State coach Greg Croshaw. "He also got better this year as a pass catcher" ... Selected Kentucky over Brigham Young and Colorado State.

Utah: Spent the 2001 season at the University of Utah under current Wildcat assistant coach Ron McBride ... Redshirted while playing tight end.

High School: Three-year letterman and two-year starter at Timpview HS in Provo, Utah ... Played defensive end, offensive tackle, and tight end ... Made the all-state team his senior year as Timpview won the Class AAAA state championship ... Team was the state runner-up his junior year ... Two-year selection on the all-region team ... Coached by Chad VanOrden ... Competed in the shot put for the track and field team and was a center on the basketball team.

Personal: Kurt F. Jackson was born 5-15-80 in Orem, Utah ... Will be 23 years old when fall practice begins ... Went on a Mormon church mission to Germany in 1999-2001 ... Son of Kerm Jackson and Bobby Jo Jackson ... A brother, Kasey, played college football at California and Utah ... An uncle, Orin Jackson, played college football at Hawaii ... Kurt is married, his wife Kamila originally is from the Czech Republic ... Plans to major in a pre-optometry curriculum.

André Jones

Wide Receiver/Defensive Back, 6-0, 182, Fr-HS
Ft. Walton Beach, Fla. (Choctawhatchee)



High School: Originally signed with UK in Feb. 2002, but delayed enrollment until the fall of 2003 ... Versatile performer with outstanding athletic skills ... At various times, he played free safety, cornerback, wide receiver, running back, and returned punts and kickoffs for Choctawhatchee HS in Ft. Walton Beach, Fla. ... As a senior, he made 50 tackles, three interceptions, one fumble recovery, and blocked two kicks ... Caught 10 passes for 128 yards ... Averaged 30 yards on kickoff returns, including a 79-yarder for a touchdown ... Averaged 18.3 yards on punt returns ... During his junior season, he made four interceptions, including one returned for a touchdown ... He averaged 19.2 yards on kickoff returns and 10.8 yards on punt returns ... Two-year selection on the All-Northwest Florida team ... Honorable-mention all-state as a senior ... Selected to the "Gridiron Greats" all-star team ... Team went to the second round of the Class AAAA playoffs during his junior season ... Coached by Bobby Moore ... A three-year letterman in track, where he competed in the 100- and 200-meter dash, the 4x100-meter relay, the long jump, and high jump ... Most Valuable Player on the track team as a junior ... Finished second in the district in the high jump and long jump ... Won the Gatorade "Will to Win" Award ... Picked Kentucky over Tulane, LSU, Auburn, and several others.

Personal: Full name is Andre' Dwayne Jones ... Born 8-16-83 in Chicago, Ill. ... Son of Jerilyn Jones ... Plans a major in sports medicine or music.

Dominic Lewis

Fullback/Tight End, 6-3, 210, Fr-HS
Radcliff, Ky. (John Hardin)



High School: Skilled athlete who was named All-Southeast Region and one of the top-50 tight end prospects in the nation by Rivals.com/*PrepStar* magazine ... Also tabbed as the No. 10 prospect in Kentucky by Rivals/*PrepStar* ... Honorable-mention all-state as chosen by The Associated Press and the *Louisville Courier-Journal* as a senior at John Hardin HS in Elizabethtown ... First-team all-area ... Two-year starter at both fullback and linebacker ... Rushed 128 times for 1,143 yards, an 8.9-yard average, and 15 touchdowns as a senior ... Also caught 11 passes for 202 yards and one TD ... Made 72 tackles ... Rushed for approximately 750 yards as a junior ... The first football scholarship signee at John Hardin, a school that has been in existence only two years ... Named the team's Most Valuable Player both years ... "Dominic has great hands and could play running back or tight end in college," Coach Mark Brown said. "He's such a class kid with great character" ... Also participated in basketball and track in high school ... Competed in the 4x100- and 4x200-meter relays, the 200-meter run, the triple jump, and long jump ... Both relay teams advanced to the state meet his junior year ... Member of the Fellowship of Christian Athletes, International Club, and two student technology clubs ... Picked Kentucky over Vanderbilt and Western Kentucky.

Personal: Full name is Dominic Xavier Lewis ... Born 5-12-85 in Killeen, Tex. ... Son of William X. Lewis and Romania J. Lewis ... William played basketball and ran track in college ... Plans a major in civil engineering.

John Logan

Wide Receiver, 6-0, 178, Fr-HS
Lexington, Ky. (Catholic)



High School: Swift wide receiver who was considered among the country's best wideout prospects … Four-year starter as a wide receiver, running back, tight end and kickoff returner at Lexington Catholic High School … Helped lead his team to a record of 45-7 and four consecutive trips to the final eight of the state playoffs … First-team all-state as a senior by The Associated Press and the *Louisville Courier-Journal* … Picked for the *Lexington Herald-Leader* "Class of the Commonwealth" listing of the top-22 seniors in Kentucky … Caught 40 passes for 1,033 yards, 25.8 yards per catch, and 13 touchdowns as a senior … His blazing speed caused opponents to kick away from him on kickoffs; he had four KO returns as a senior and two went for touchdowns … Also all-district and second-team all-city as a junior … Career stats feature 83 receptions for 1,823 yards, a 22-yard average per catch … Had 1,097 rushing yards in his career … Returned 15 kickoffs for a 35.8-yard average, including four for TDs … Scored 45 total touchdowns in high school … The nation's No. 21 wide receiver and the No. 2 prospect in Kentucky according to *SuperPrep* … The nation's No. 26 wide receiver and the No. 3 prospect in Kentucky by Rivals.com/*PrepStar* magazine … "The number one aspect about John is his speed. I've been in this about 23 or 24 years and I didn't believe 4.3 guys actually existed until I saw John," Lexington Catholic Coach Bob Sphire said. "He's a multi-talented player whose speed is functional – he uses it to make plays" … Also participated in track, basketball, and baseball in high school … Ran in the 100- and 200-meter dashes along with the 4x100- and 4x200-meter relays … State champion in the 100 meters his junior and senior years and had a best time of 10.57 seconds in that event … Participated in the school's DARE program and community service program … John chose UK over Florida, Michigan and South Carolina.

Personal: Full name is John Thomas Logan III … Born 3-25-85 in Lexington, Ky. … Son of John and Felicia Logan … His father, John, played football at Marshall … His uncle, Marc Logan, was one of the greatest running backs in Kentucky history (see page 87) … Marc Logan (1983-86) ranks sixth in UK history with 1,769 rushing yards and went on to an 10-year career in the National Football League … Plans a major in sports management.

Ryan Partridge

Wide Receiver, 6-2, 205, So-JC
Pleasanton, Calif. (Amador Valley/Golden West College)



Junior College: Played one season at Golden West College in Huntington Beach, Calif. … Caught 41 passes for 472 yards and three touchdowns, earning first-team all-conference honors … Also punted for his team … Coached by Ray Shackleford … Chose Kentucky over Fresno State and California.

High School: Two-year starter at Amador Valley HS in Pleasanton, Calif. … First-team all-league both years … Played tight end, wide receiver, running back, safety, and punter … As a senior, caught 35 passes for 650 yards and added 350 rushing yards, scoring 16 touchdowns … Had 11 interceptions … Best game featured 165 receiving yards and 101 rushing yards, along with touchdowns on a punt return, interception, and pass reception … Caught 25 passes for 490 yards and seven TDs as a junior, adding six interceptions on defense … Team advanced to the semifinals of the North Coast sectional playoffs his senior year … Named a Northern California Shrine Team All-Star … Coached by Rick Sira … Three-year baseball letterman, playing shortstop and pitcher … Earned all-league honors in that sport.

Personal: Full name is Ryan Michael Partridge … Born 2-5-84 in San Jose, Calif. … Son of Brent and Cheri Partridge … Ryan's father and five uncles played Division I college football … One uncle, Rick Partridge, played for nine teams during an eight-year NFL career … Another uncle, Jeff Partridge, played for the Los Angeles Express of the USFL … Plans a major in communications … Plays keyboards in a band, "Maxwell Heartache," and has made several public appearances.

Joe Razzano

Running Back, 6-0, 235, Fr-HS
Milford, Ohio (Milford)



High School: Highly rated fullback prospect ... Rated the No. 7 fullback in the nation by Tom Lemming on ESPN.com ... Ranked the No. 11 fullback in the nation and the No. 29 player in Ohio by Rivals100.com ... The No. 53 prospect in the Midwest region by Tom Lemming's *Prep Football Report* and listed No. 85 in the Midwest by *SuperPrep* ... *PrepStar* All-American ... Four-year letterman and three-year starter at fullback for Milford (Ohio) HS ... Had 90 carries for 542 yards and six touchdowns as a senior ... Picked up approximately 800 yards and 11 TDs as a junior ... Two-year all-conference pick ... Also played linebacker on defense ... Coached by Bob Smith ... Originally signed with Virginia Tech in Feb. 2003, but was released from the commitment in the summer of 2003 and came on board with the Wildcats.

Personal: Full name is Joseph John Razzano ... Born 1-12-84 in Cincinnati, Ohio ... Son of Rick and Judi Razzano ... Rick played at Virginia Tech and still holds the school records for most tackles in a game (30), season (177), and career (634); he went on to a seven-year pro career with the Cincinnati Bengals (NFL) and Toronto Argonauts (CFL) ... Joe's brother, Rick, is a junior on the Ole Miss football team ... Major is undecided.

Joe Schuler

Linebacker, 6-3, 240, Fr-HS
Evansville, Ind. (Central)



High School: Two-time first-team all-state as chosen by the Indiana Football Coaches Association … Fine linebacker prospect combines size and strength … Three-year starter at linebacker and a two-year regular at fullback for Central HS in Evansville, Ind. … Made 125 tackles as a senior, caused nine fumbles, recovered three fumbles, and had two pass interceptions … Named the Evansville Quarterback Club Player of the Year for the seven high schools in the city … Two-year all-conference selection and two-year team MVP and captain … Totaled 99 tackles, including 16 quarterback sacks, as a junior … One of the top-100 prospects for the six-state Midwest area as chosen by *SuperPrep* … An All-Midwest Region pick by Rivals.com/*PrepStar* magazine, which wrote, "Joe is an aggressive and rangy linebacker with considerable upside" … Chosen for the "Tremendous 26" top players in Indiana by a publication that covers high school sports in the Hoosier state … "Joe is a great kid with a tremendous work ethic," Central Coach Mike Owen said. "He's very strong with a 550 (pound) squat, a 330 bench press, and a 550 dead lift" … Selected to the South squad of the Indiana Football Classic … Three-year letterman as a power forward in basketball who was named second-team all-conference as a sophomore … Two-time winner of the Kiwanis Award for his combination of academics, athletics, and character … Named to the academic all-city teams

in football and basketball … Committed to Kentucky during the summer of 2002 and did not seriously consider other schools.

Personal: Full name is Joseph Paul Schuler … Born 7-12-84 in Evansville, Ind. … Son of Paul and Pamela Schuler … Paul played football at the University of Evansville … Joe's grandfather, Joseph Unfried, played football and baseball at the University of Evansville … Major is undecided.

Eric Scott

Tight End/Linebacker, 6-5, 245, Fr-HS
Woodstock, Ga. (Etowah)



High School: Good-sized player who has the ability to play either side of the ball … Four-year letterman at Etowah HS in Woodstock, Ga., which competes in Class AAAAA (highest classification) … Began starting at fullback and tailback late in his freshman season and was a regular at fullback the next two seasons … Played tight end on offense and linebacker and tackle on defense his senior season … Playing in a run-based offense, he had seven receptions and two touchdowns as a senior … Made 45 tackles on defense, including a 65-yard fumble return for a touchdown, and had two pass breakups … A three-year pick on the all-county team … All-region as a senior … Team captain … One the nation's top-60 tight ends as evaluated by TheInsiders.com …Selected to the *Cherokee Tribune* "Super Six" and *Atlanta Journal-Constitution* "Super 11" all-star listings … Won a USAA National Football Award … "A great leader and great person who is a very coachable player," said Coach Norb Terza … Three-year starter in basketball … Won Player of the Week honors in basketball and football by *Georgia Elite Magazine* … Team MVP in football and basketball … A four-year letterman on the track team … Competed in the discus throw and shot put and also ran the 400 meters … Member of the student council, Peer Leadership Club, has participated in outreach with special education students, and has served as a youth league baseball coach … Given the Eagle Award, the highest honor given to a student-athlete at his high school … Selected as a People-to-People International Sports Ambassador … Also considered Georgia, Alabama, East Carolina, and Vanderbilt before selecting Kentucky.

Personal: Full name is Walter Eric Scott II … Born 4-29-84 in Memphis, Tenn. … Son of Walter and Diane Scott … His father, Walter, played football for Mississippi Valley State and Memphis State … An uncle, Glen Young, played football at Mississippi State and also in the National Football League with Cleveland and Philadelphia … Plans a major in communications.

Jacob Tamme

Wide Receiver/Defensive Back, 6-5, 212, Fr-HS
Danville, Ky. (Boyle County)



High School: Rangy wideout and defensive back who has a great instinct for the football … First-team all-state as a senior by The Associated Press and *Louisville Courier-Journal* when he nabbed 46 passes for 797 yards, a 17.3-yard average, and 13 touchdowns … A finalist for "Mr. Football" in Kentucky … Chosen for the *Lexington Herald-Leader* "Class of the Commonwealth" top-22 seniors in Kentucky … Four-year letterman was a three-year starter at wide receiver and cornerback for Boyle County, which won four consecutive state championships, two in Class AA and two in Class AAA, and had a sterling 58-2 record over those four seasons … Named Most Valuable Player of the state championship games as both a junior and senior … Career totals include 97 receptions for 1,866 yards, a 19.2-yard average, and 32 touchdowns … Intercepted 23 passes on defense, including two returns for touchdowns … Returned 25 punts for 395 yards, a 15.8-yard average, and two touchdowns … Chosen All-Southeast Region, one of the top-75 wide receivers in the nation, and the No. 7 overall prospect in Kentucky by Rivals.com/*PrepStar* magazine … The No. 8 prospect in the state according to *SuperPrep* … "A great football player with great skills, Jacob also is a great leader. That's what separates him from the rest," Boyle County coach Chuck Smith said … Also a standout baseball player who plans to play that sport in college as well … An indication of his quickness and good hands is the fact that he plays shortstop, an unusual position for a person with his height … Batted .475 as a junior and played in the Kentucky East-West All-Star Game for high school juniors … Multi-sport star is an all-region performer in basketball … Academic all-state in football and basketball … Very active in school activities, he is a member of the student council and Beta Club … Editor of the school newspaper … In picking Kentucky, he turned down Northwestern, Louisville, West Virginia, and Indiana.

Personal: Full name is Jacob Francis Tamme … Born 3-15-85 in Lexington, Ky. … Son of Theo and Pam Tamme … Last name is pronounced the same as "Tammy" … Considering a major in political science or history.

Roger Williams

Defensive Back, 6-0, 185, Fr-HS
Rockmart, Ga. (Rockmart)



High School: One of the nation's top 100 defensive backs as rated by TheInsiders.com … A dual-sport star in football and track … Four-year starter as a defensive back at Rockmart (Ga.) HS … Also started three seasons as a wide receiver … Senior year statistics featured 37 tackles and two interceptions, including one pickoff returned for a touchdown … Playing for a predominantly running team, he caught 12 passes with one touchdown … Named honorable mention all-area … Top game came as a junior when he had 280 rushing and receiving yards, blocked a field goal, intercepted a pass, recovered two fumbles, and scored five touchdowns … Coached by Dan Duff … "Roger is a good-sized defensive back who combines athletic ability with being very intelligent," Coach Duff said … A three-year letterman on the school's track team … His events include the 100-meter dash, long jump, and triple jump … Has a best time of 10.7 seconds in the 100-meter dash … Won the region in all three events as a junior … In the state meet, he placed third in the long jump and fifth in the 100 meters and triple jump … Member of the school's African-American Club … Narrowed his choices to Kentucky and South Carolina before deciding on the Wildcats.

Personal: Full name is Roger Larmarick Williams … Born 1-12-85 in Atlanta, Ga. … Son of Pamela Williams … Plans a major in engineering or business.

André Woodson

Quarterback, 6-5, 225, Fr-HS
Radcliff, Ky. (North Hardin)



High School: One of the nation's top quarterback prospects … Combines excellent size with a tremendous arm … Four-year letterman and three-year starter at North Hardin HS in Radcliff, Ky. … Threw for more than 1,000 yards each season as a starter … Helped lead North Hardin to the state playoffs in Class AAAA in each of his four seasons … Top game as a senior came when he threw for more than 300 yards and six touchdowns against Bullitt Central … Named to the "Class of the Commonwealth" listing of the top-22 seniors in Kentucky by the *Lexington Herald-Leader* … Honorable

mention all-state as a senior … Two-year pick on the all-district and all-area teams … A relatively unknown prospect through his junior season, he leaped on the national radar after eye-opening performances at a Nike camp last April and the "Elite 11" Quarterback Camp in California last summer … The No. 2 prospect in Kentucky, the No. 7 quarterback in the United States, and a high school All-American as rated by Rivals.com/*PrepStar* magazine … Right-handed QB who can throw the ball 60-70 yards … "He is an extremely accurate quarterback and makes very wise decisions. That's something most prep quarterbacks can't do at this very young age," noted *PrepStar* … Coached by Joe Washington … Four-year letterman in basketball … First-team all-state by the *Louisville Courier-Journal* as a senior, averaging 15.5 points and eight rebounds while leading the team in assists with 90 … Third-team all-state as a junior, along with all-region and all-district honors … Team has gone to the state tournament each of the past three seasons … Picked to the all-state tournament team two years … Two-year letterman in track, participating in the high jump and the 4x100-, 4x200-, and 4x400-meter relays … Selected Kentucky over Tennessee and Penn State.

Personal: Andre' Woodson, Jr., was born 4-25-84 in Fort Lewis, Wash. … Son of Andre' W. Woodson and Robin Woodson … Coming from a military family, he was born in Washington state, and has since lived in Germany, Pennsylvania, Hawaii before moving to the Fort Knox area nine years ago … Major is undecided.





Matt Huff
Junior Offensive Tackle

The Opponents

Louisville Cardinals

Series Scores

(Kentucky leads the series 10-5)

Year	UK Record	UofL Record	Site	Score
1912	3-1-0	2-0-0	Lexington	Kentucky, 41-0
1913	5-1-0	5-0-0	Louisville	Kentucky, 20-0
1914	4-2-0	0-3-0	Lexington	Kentucky, 42-0
1915	3-1-1	1-2-1	Louisville	Kentucky, 15-0
1922	2-0-0	0-2-0	Lexington	Kentucky, 73-0
1924	0-0-0	0-0-0	Lexington	Kentucky, 29-0
1994	0-0-0	0-0-0	Lexington	Kentucky, 20-14
1995	0-0-0	0-0-0	Lexington	Louisville, 13-10
1996	0-0-0	0-0-0	Lexington	Louisville, 38-14
1997	0-0-0	0-0-0	Lexington	Kentucky, 38-24
1998	0-0-0	0-0-0	Louisville	Kentucky, 68-34
1999	0-0-0	0-0-0	Lexington	Louisville, 56-28
2000	0-0-0	0-0-0	Louisville	Louisville, 40-34
2001	0-0-0	1-0-0	Lexington	Louisville, 36-10
2002	0-0-0	0-0-0	Louisville	Kentucky, 22-17

Series Information

First Meeting: 1912, Kentucky 41-0 (Lexington)
Last Meeting: 2002, Kentucky 22-17 (Louisville)
Current Streak: Kentucky has won one game
at Lexington: Kentucky leads 6-4
at Louisville: Kentucky leads 4-1



Bobby Petrino



Rod Day



Ronnie Ghent

August 31 • 6:30 p.m. ET • Lexington

espn2

General Information

Location: Louisville, Kentucky
Founded: 1798
Enrollment: 22,000
President: Dr. James Ramsey
Athletic Director: Tom Jurich (Northern Arizona, '77)
Conference: Conference USA
Nickname: Cardinals
Colors: Red, Black and White
Stadium: Papa John's Cardinal Stadium
Capacity: 42,000
Playing Surface: Sport grass
First Year of Football: 1912
All-Time Bowl Record: 4-5-1

Media Information

Assistant AD/Media Relations: Kenny Klein
Office Phone: (502) 852-6581
Home Phone: (502) 636-3555
E-mail Address: kenny.klein@louisville.edu
Assistant SID: Rocco Gasparro (Football Contact)
Home Phone: TBA
E-mail Address: rocco.gasparro@louisville.edu
SID Mailing Address: Student Activities Center, 2nd Floor, Louisville, KY 40292
SID Fax: (502) 852-7401
Press Box: (502) 852-6793
Athletic Website: www.UofLSports.com

Coaching Staff

Head Coach: Bobby Petrino (Carroll College, '83)
Record at School: 0-0 (1st season)
Career Record: Same
Football Office Phone: (502) 852-6325
Assistant Coaches: Greg Nord (Kentucky, '78) - Assistant Head Coach/Tight Ends; Paul Petrino (Carroll College, '89) - Offensive Coordinator; Mike Gillhamer (Humboldt State, '76) - Defensive Coordinator; Jeff Brohm (Louisville, '94) - Quarterbacks/Special Teams; Reggie Johnson (Louisville, '93) – Defensive Line; Mike Summers (Georgetown College, '78 – Offensive Line; Joel Thomas (Idaho, '98) - Running Backs; Joe Whitt, Jr. (Auburn, '01) – Cornerbacks; Sam Adams (Auburn, '02) - Offensive Graduate Assistant; Mike Aldrich (St. Olaf College, '95) – Defensive Graduate Assistant; Mike Kent (N.C. State, '85) - Strength and Conditioning; Darren Honeycutt (Lenoir-Rhyne, '91) – Assistant Strength and Conditioning; Kevin Wolthausen (Humbolt State, '81) - Linebackers; Tony Levine (Minnesota, '96) - Director of Football Operations

2003 Outlook

Basic Offense: Multiple
Basic Defense: 4-3
2002 Record: 7-6
2002 Conference Record: 5-3 (3rd C-USA)
Bowl: GMAC Bowl vs. Marshall, L, 38-15
Lettermen Returning: 41
(20 offense, 19 defense, 2 spec.)
Lettermen Lost: 16 (6 offense, 10 defense)
Starters Returning: 15 (7 offense, 4 defense, 4 spec.)
Starters Lost: 12

Returning Statistical Leaders

RUSHING	Att.	Yds.	Avg.	TD
T.J. Patterson	93	329	3.5	3
Lionel Gates	72	209	2.9	1

PASSING	Comp.	Att.	Yds.	Int.	Pct.	TD
Stefan LeFors	5	7	49	1	71.4	1

RECEIVING	Rec.	Yds.	Avg.	TD
Joshua Tinch	33	429	13.0	4
Ronnie Ghent	25	206	8.2	3

TACKLES	Total	Solo	Asst.	Int.	Sacks	TFL(Yds)
Rod Day	101	54	47	0	2.0	4.5(19)

2002 Results (7-6)

Sept.	1	KENTUCKY	L, 22-17
	7	at Duke	W, 40-3
	14	at Colorado State	L, 36-33
	21	at Army	W, 45-14
	26	FLORIDA STATE	OT W, 26-20
Oct.	8	at Memphis	W, 38-32
	19	TCU	L, 45-31
	26	EAST CAROLINA	W, 44-20
Nov.	7	CINCINNATI	L, 24-14
	14	at Southern Miss	OT W, 20-17
	23	UAB	W, 41-21
	30	at Houston	L, 27-10
Dec.	18	vs. Marshall (GMAC Bowl)	L, 38-15

2003 Schedule

Aug.	31	at Kentucky
Sept.	13	at Syracuse
	20	UTEP
	27	TEMPLE
Oct.	4	at South Florida
	11	ARMY
	18	TULANE
	25	at East Carolina
Nov.	8	at TCU
	15	MEMPHIS
	22	HOUSTON
	29	at Cincinnati

Returning Defensive Starters (4)

	Pos.	Ht.	Wt.	Cl.
Rod Day	LB	6-1	220	Sr.
Scott Lopez	DL	6-4	280	Sr.
Josh Minkins	CB	5-10	185	Sr.
Tyrone Saterfield	DT	6-2	320	Jr

Returning Offensive Starters (7)

	Pos.	Ht.	Wt.	Cl.
Ronnie Ghent	TE	6-3	255	Sr.
Dan Koons	C	6-4	286	Sr.
Travis Leffew	OL	6-4	289	So.
J.R. Russell	WR	6-3	191	Jr.
Jerry Spencer	OL	6-2	302	Sr.
Jason Spitz	OL	6-4	300	So.
Joshua Tinch	WR	6-2	215	Jr.

Murray State Racers


Joe Pannunzio


Stewart Childress


Demetrick Westbrook

September 6 • 7:00 p.m. ET • Lexington

General Information

Location: Murray, Ky.
Founded: 1922
Enrollment: 10,000
President: Dr. F. King Alexander
Athletic Director: E.W. Dennison
Conference: Ohio Valley
Nickname: Racers
Colors: Navy and Gold
Stadium: Roy Stewart Stadium
Capacity: 16,800
Playing Surface: Artificial
First Year of Football: 1924
All-Time Bowl Record: n/a

Media Information

SID: Steve Parker
Office Phone: (270) 762-4271
Home Phone: (270) 767-0909
E-mail Address: steve.parker@murraystate.edu
SID Mailing Address: 218 Stewart Stadium, Murray, KY 42071
Press Box: (270) 762-6811
SID Fax: (270) 762-684
Athletic Website: www.GoRacers.com

Coaching Staff

Head Coach: Joe Pannunzio (So. Colorado, '82)
Record at School: 17-16 (4th Season)
Career Record: Same
Football Office Phone: (762) 6181
Assistant Coaches: Brendt Bedsole (Auburn, '89) – Tight Ends; Matt Garrett (Murray State, '02) – Outside Linebackers; Ryan Hansen (Morningside College, '97) – Running Backs; Derek Jones (Ole Miss, 96) – Cornerbacks; Josh Kutelnicki – Inside Linebackers; John Lewis (Minnesota, '94) – Wide Receivers; Jeff Menage (Southwest State, '87) – Off. Coord/Off. Line; Wesley Salyer (Morehead State, '94) – Defensive Line; Morris Scott (Ole Miss, '99) – Defensive Ends; Michael Vite (Hillsdale College, '81) – Defensive Coord; Mike Vinson (Arkansas, 93) – Strength and Conditioning Coach

2003 Outlook

Basic Offense: 1-Back Multiple
Basic Defense: 4-3
2002 Record: 7-5
2000 Conference Record: 5-1 (1st)
Lettermen Returning: 34
(16 offense, 16 defense, 2 specialists)
Lettermen Lost: 18
(10 offense, 6 defense, 2 specialists)
Starters Returning: 10 (4 offense, 6 defense)
Starters Lost: 12

Returning Statistical Leaders

RUSHING	Att.	Yds.	Avg.	TD
Ulysses Odoms	125	592	4.7	6
Ron Lane	88	546	6.2	4
Stewart Childress	48	133	2.8	1

PASSING	Comp.	Att.	Int.	Yds.	Pct.	TD
Stewart Childress	169	267	7	1,894	63.3	14
Stephen Hatchell	4	7	0	29	57.1	1

RECEIVING	Rec.	Yds.	Avg.	TD
Deandre Green	69	1,002	14.5	6
Jimmy St. Louis	17	124	7.3	3
Leonard Nutter	10	85	8.5	1

TACKLES	Total	Solo	Asst.	Int.	Sacks	TFL
Bobby Sanders	96	54	42	1	2.0/11	5.0
Demetrick Westbrook	75	44	31	1	3.0/21	4.0
William Gavin	58	38	20	0	1.5/7	3.0
Patrick Schultz	58	32	26	1	0	1.5

2002 Results (7-5)

Aug.	31	L	at Memphis	52-6
Sept.	14	W	SOUTHERN ILLINOIS	42-24
	21	L	at Illinois State	24-23
	28	L(OT)	at Indiana State	34-31
Oct.	12	W	TENNESSEE TECH	31-14
	19	L	at Eastern Kentucky	31-7
	26	W	SOUTHEAST MISSOURI	38-31
Nov.	2	W	SAMFORD	54-17
	9	W	TENNESSEE STATE	51-27
	16	W	at Tennessee-Martin	42-3
	23	W	EASTERN ILLINOIS	37-35
	30	L	at WKU (I-AA Playoffs)	59-20

2003 Schedule

Aug. 30 ..... VALPARAISO
Sept. 6 ..... at Kentucky
13 ..... at Southern Illinois
20 ..... INDIANA STATE
27 ..... at Tennessee Tech
Oct. 4 ..... JACKSONVILLE STATE
11 ..... at Samford
18 ..... EASTERN ILLINOIS
25 ..... at Southeast Missouri
Nov. 1 ..... EASTERN KENTUCKY
15 ..... at Tennessee-Martin
22 ..... TENNESSEE STATE

Returning Defensive Starters (6)

	Pos.	Ht.	Wt.	Cl.
Bobby Sanders	LB	6-0	210	Sr.
Greg Blake	DE	6-3	235	Jr.
Patrick Schultz	LB	5-11	228	Jr.
Tyrone Parks	LB	6-2	227	Sr.
Josh Catlett	CB	5-9	185	Sr.
Demetrick Westbrook	FS	6-2	212	Jr.

Returning Offensive Starters (4)

	Pos.	Ht.	Wt.	Cl.
Stewart Childress	QB	6-2	205	Sr.
Deandre Green	WR	6-1	215	Sr.
Jimmy St. Louis	TE	6-5	250	Jr.
Andrew Nowacki	WR	5-11	192	Sr.

Series Scores

(First Meeting)

Alabama Crimson Tide

Series Scores

(Alabama leads series, 31-2-1)

Year	UK Record	UA Record	Site	Score
1917	2-4-1	4-1-1	Lexington	Alabama, 27-0
1922	5-2-0	4-2-1	Lexington	Kentucky, 6-0
1923	4-1-1	4-1-1	Tuscaloosa	Alabama, 16-8
1924	3-2-0	6-0-0	Tuscaloosa	Alabama, 42-7
1925	4-2-0	6-0-0	Birmingham	Alabama, 31-0
1926	2-2-1	6-0-0	Birmingham	Alabama, 14-0
1927	1-4-1	4-1-1	Birmingham	Alabama, 21-6
1928	3-2-0	3-2-0	Montgomery	Alabama, 14-0
1929	5-0-0	4-2-0	Montgomery	Alabama, 24-13
1930	4-0-0	5-0-0	Lexington	Alabama, 19-0
1931	3-0-1	4-1-0	Tuscaloosa	Alabama, 9-7
1932	4-1-0	4-1-0	Lexington	Alabama, 12-7
1933	4-2-0	3-1-1	Birmingham	Alabama, 20-0
1934	4-2-0	5-0-0	Lexington	Alabama, 34-14
1935	3-2-0	3-1-1	Birmingham	Alabama, 13-0
1936	5-1-0	5-0-0	Lexington	Alabama, 14-0
1937	3-2-0	5-0-0	Tuscaloosa	Alabama, 41-0
1938	2-3-0	4-1-0	Lexington	Alabama, 26-6
1939	5-0-0	4-1-0	Birmingham	Tied, 7-7
1940	4-0-2	3-1-0	Lexington	Alabama, 25-0
1941	4-1-0	4-1-0	Tuscaloosa	Alabama, 30-0
1942	2-2-1	4-0-0	Lexington	Alabama, 14-0
1944	2-3-0	2-0-2	Montgomery	Alabama, 41-0
1945	1-5-0	5-0-0	Louisville	Alabama, 60-19
1946	4-1-0	4-1-0	Montgomery	Alabama, 21-7
1947	5-1-0	4-2-0	Lexington	Alabama, 13-0
1972	1-0-0	1-0-0	Birmingham	Alabama, 35-0
1973	1-0-0	1-0-0	Lexington	Alabama, 28-14
1980	2-2-0	3-0-0	Birmingham	Alabama, 45-0
1981	1-0-0	1-1-0	Lexington	Alabama, 19-10
1988	2-2-0	2-0-0	Lexington	Alabama, 31-27
1989	2-0-0	1-0-0	Tuscaloosa	Alabama, 15-3
1996	1-3-0	4-0-0	Tuscaloosa	Alabama, 35-7
1997	2-2-0	3-1-0	Lexington	Ky., OT 40-34

Series Information

First Meeting: 1917, Alabama 27-0 (Lexington)
Last Meeting: 1997, Kentucky 40-34 (Lexington)
Current Streak: Kentucky has won one in a row
at Lexington: Alabama leads 12-2-0
at Louisville: Alabama leads 1-0
at Tuscaloosa: Alabama leads 7-0
at Birmingham: Alabama leads 7-0-1
at Montgomery: Alabama leads 4-0



Mike Shula



Brooks Daniels



Shaud Williams

September 13 • TBA • Tuscaloosa, Ala.

General Information

Location: Tuscaloosa, Ala.
Founded: 1831
Enrollment: 19,400
President: Dr. Robert Wit
Athletic Director: Mal Moore (Alabama, '63)
Conference: Southeastern
Nickname: Crimson Tide
Colors: Crimson & White
Stadium: Bryant-Denny (Tuscaloosa); Legion Field (Birmingham)
Capacity: 83,818 (Bryant-Denny); 83,091 (Legion Field)
Playing Surface: Prescription Athletic Turf
First Year of Football: 1892
All-Time Bowl Record: 20-19-3

Media Information

Media Relations Director: Larry White
Office Phone: (205) 348-6084
Home Phone: (205) 333-1640
E-mail Address: lwhite@ia.ua.edu
Assistants: Barry Allen, Rob "Roots" Woodruff
Home Phone: Allen: (205) 758-6526; Woodruff: (205) 349-0936
E-mail Address: ballen@ia.ua.edu; rwoodruff@ia.ua.edu
SID Mailing Address: 323 Paul Bryant Drive, Room 170, Coleman Coliseum, Tuscaloosa, AL 35487
SID Fax: (205) 348-8841
Press Box Phone: (205) 348-6084 (Bryant-Denny); (205) 251-0587 (Legion Field)
Athletic Website: www.rolltide.com

Coaching Staff

Head Coach: Mike Shula
Record at School: First Season
Career Record: Same
Football Office Phone: (205) 348-3600
Assistant Coaches: Joe Kines (Jacksonville State, 1967) - Defensive Coordinator/Linebackers/Assistant Head Coach; Dave Rader (Tulsa, 1980) - Offensive Coordinator/Quarterbacks; Chris Ball (Missouri Western State College, 1986) - Secondary; Bob Connelly (Texas A&M-Commerce, 1994) - Offensive Line; Charlie Harbison (Gardner-Webb, 1982) - Wide Receivers; Paul Randolph (UT-Martin, 1990) - Defensive Ends; Dave Ungerer (Southern Connecticut State, 1980) - Tight Ends/Special Teams; Sparky Woods (Carson-Newman, 1976) - Running Backs; Buddy Wyatt (TCU, 1989) - Defensive Line

2003 Outlook

Basic Offense: One-back
Basic Defense: 4-3
2002 Record: 10-3
2002 Conference Record: 6-2 (T1st-West)
Bowl: None
Lettermen Returning: 43 (19 offense, 20 defense, 4 spec.)
Lettermen Lost: 28 (11 offense, 16 defense, 1 spec.)
Starters Returning: 14 (6 offense, 7 defense, 1 spec.)
Starters Lost: 11

Returning Statistical Leaders

RUSHING	Att.	Yds.	Avg.	TD		
Shaud Williams	130	921	7.1	5		
PASSING	**Comp.**	**Att.**	**Int.**	**Yds.**	**Pct.**	**TD**
Brodie Croyle	60	123	5	1,046	.488	5
RECEIVING	**Rec.**	**Yds.**	**Avg.**	**TD**		
Triandos Luke	41	482	11.8	2		
TACKLES	**Total**	**Solo**	**Asst.**	**Int.**	**Sacks**	**TFL (Yds)**
Brooks Daniels	110	68	42	0	3(16)	6(10)

2002 Results (10-3)

Aug.	31	W	MIDDLE TENNESSEE	39-34
Sept.	7	L	at Oklahoma	37-27
	14	W	NORTH TEXAS	33-7
	21	W	SOUTHERN MISS	20-7
	28	W	at Arkansas	30-12
Oct.	5	L	GEORGIA	27-25
	19	W	OLE MISS	42-7
	26	W	at Tennessee	34-14
Nov.	2	W	at Vanderbilt	30-8
	9	W	MISSISSIPPI STATE	28-14
	16	W	LSU	31-0
	23	L	AUBURN	17-7
	30	W	at Hawai'i	21-16

2003 Schedule

Aug.	30	SOUTH FLORIDA (Birmingham)
Sept.	6	OKLAHOMA
	13	KENTUCKY
	20	NORTHERN ILLINOIS
	27	ARKANSAS
Oct.	4	at Georgia
	11	SOUTHERN MISS
	18	at Ole Miss
	25	TENNESSEE
Nov.	8	at Mississippi State
	15	LSU
	22	at Auburn
	29	at Hawai'i

Returning Defensive Starters (7)

	Pos.	Ht.	Wt.	Cl.
Nautyn McKay-Loescher	DE	6-4	255	Sr.
Antwan Odom	DE	6-5	273	Jr.
Charlie Peprah	CB	5-11	195	So.
Freddie Roach	MLB	6-2	238	So.
Cornelius Wortham	SLB	6-1	233	Sr.
Brooks Daniels	WLB	6-2	205	Sr.
Charles Jones	FS	6-0	183	Sr.

Returning Offensive Starters (6)

	Pos.	Ht.	Wt.	Cl.
Wesley Britt	LT	6-8	312	Jr.
Antonio Carter*	WR	5-9	188	Sr.
Triandos Luke	WR	6-0	188	Sr.
Evan Mathis	RT	6-5	294	Jr.
Greg McLain	FB	6-2	246	So.
Justin Smiley	RG	6-4	301	Jr.
Shaud Williams	TB	5-8	189	Sr.

* Carter was 2001 starter and did not play in 2002

Indiana Hoosiers


Gerry DiNardo


Joe Gonzalez


Courtney Roby

Sept. 20 ● 5:00 p.m. EDT ● Bloomington, Ind.

General Information

Location: Bloomington, Ind.
Founded: 1820
Enrollment: 38,903
President: Gerald L. Bepko
Athletic Director: J. Terry Clapacs
Conference: Big Ten
Nickname: Hoosiers
Colors: Cream and Crimson
Stadium: Memorial Stadium
Capacity: 52,180
Playing Surface: Grass
First Year of Football: 1885
All-Time Bowl Record: 3-5

Media Information

Football Contact: Jeff Fanter
Office Phone: (812) 855-9399
Home Phone: (812) 333-1282
E-mail: jfanter@indiana.edu
Assistant SID: Gavin Lang
Office Phone: (812) 855-4770
Home Phone: (812) 323-9838
E-mail: glang@indiana.edu
Fax: (812) 855-9401
Press Box Phone: (812) 855-2754
SID Mailing Address: 1001 E. 17th St., Bloomington, IN 47405
Athletic Website: www.iuhoosiers.com

Coaching Staff

Head Coach: Gerry DiNardo (Notre Dame '75)
Record at School: 3-9 (1 year)
Career Record: 54-58-1 (10 years)
Football Office Phone: (812) 855-9618
Assistant Coaches: Al Borges (Chico State, '81) - Offensive Coordinator/Quarterbacks; Brian McNeely (Wichita State, '79) - Assistant Head Coach/Wide Receivers; Steve Addazio (Central Connecticut State, '81) - Offensive Line; Gerald Brown (Memphis State, '82) - Running Backs; Mo Moriarity (St. Joseph's College, '77) - Tight Ends; Tim Kish (Otterbein College, '76) - Defensive Coordinator/Linebackers; Joe Cullen (UMass, '90) - Defensive Line; Curt Mallory (Michigan, '92) - Safeties; Charles McMillian (Utah State, '95) - Cornerbacks; Dino Mangiero (Rutgers, '80) - Director of Football Operations

2003 Outlook

Basic Offense: West Coast
Basic Defense: 4-3
2002 Record: 3-9
2002 Conference Record: 1-7
Starters Returning: 14 (7 offense, 7 defense)
Starters Lost: 8 (4 offense, 4 defense)

Returning Statistical Leaders

RUSHING	Att.	Yds.	Avg.	TD
Yamar Washington	174	688	4.0	9
Chris Taylor	48	241	4.8	2

PASSING	Comp.	Att.	Int.	Yds.	Pct.	TD
None						

RECEIVING	Rec.	Yds.	Avg.	TD
Courtney Roby	59	1,039	17.6	4
Glenn Johnson	53	837	15.8	5
Tyke Spencer	17	231	13.6	2

TACKLES	Total	Solo	Asst.	Int.	Sacks	TFL (Yds)
H.D. Jones	108	74	34	0	0	7.5(18)
Damien Jones	55	35	20	3(11)	0	1.5(3)

2002 Results (3-9)

Aug.	31	W	WILLIAM & MARY	25-17
Sept.	7	L	at Utah	40-13
	14	L	at Kentucky	27-17
	21	W	CENTRAL MICHIGAN	39-29
	28	L	at Ohio State	45-17
Oct.	12	W	WISCONSIN	32-29
	19	L	IOWA	24-8
	26	L	at Illinois	45-14
Nov.	2	L	at Northwestern	41-37
	9	L	MICHIGAN STATE	56-21
	16	L	PENN STATE	58-25
	23	L	at Purdue	34-10

2003 Schedule

Aug.	30	at Connecticut
Sept.	6	at Washington
	13	INDIANA STATE
	20	KENTUCKY
	27	at Michigan
Oct.	4	at Michigan State
	11	NORTHWESTERN
	25	OHIO STATE
Nov.	1	at Minnesota
	8	ILLINOIS
	15	at Penn State
	22	PURDUE

Returning Defensive Starters (7)

	Pos.	Ht.	Wt.	Cl.
Jodie Clemons	DL	6-2	275	Jr.
Russ Richardson	DL	6-0	251	So.
Victor Adeyanju	DL	6-4	259	So.
Kyle Killion	LB	6-0	223	So.
Herana-Daze Jones	SS	5-11	2-5	Jr.
Kevin Smith	LB	6-2	232	Jr.
Damien Jones	CB	5-10	180	So.

Returning Offensive Starters (7)

	Pos.	Ht.	Wt.	Cl.
Courtney Roby	WR	6-0	188	Jr.
Adam Hines	OL	6-3	301	So.
Chris Jahnke	OL	6-5	305	Jr.
Brian Lewis	RB	5-7	210	Sr.
John Pannozzo	FB	5-11	225	So.
Glenn Johnson	WR	5-11	200	Sr.
Aaron Halterman	TE	6-4	256	Jr.

Series Scores

(Indiana leads series, 17-15-1)

Year	UK Record	IU Record	Site	Score
1893	5-2-0	1-2-0	Lexington	Tied, 24-24
1904	1-0-0	2-1-0	Bloomington	Kentucky, 12-0
1905	2-0-0	2-0-0	Bloomington	Indiana, 29-0
1918	0-0-0	0-0-0	Bloomington	Kentucky, 24-7
1919	1-0-0	1-1-0	Lexington	Indiana, 24-0
1926	1-0-0	1-0-0	Bloomington	Indiana, 14-6
1927	0-0-1	0-0-0	Lexington	Indiana, 21-0
1967	0-0-0	0-0-0	Bloomington	Indiana, 12-10
1969	0-0-0	0-0-0	Lexington	Indiana, 58-30
1971	1-0-0	0-1-0	Bloomington	Indiana, 26-8
1972	1-1-0	1-1-0	Lexington	Indiana, 35-34
1973	1-1-0	0-2-0	Bloomington	Indiana, 17-3
1974	1-1-0	0-2-0	Lexington	Kentucky, 28-22
1979	0-1-0	2-0-0	Bloomington	Indiana, 18-10
1980	1-1-0	0-1-0	Lexington	Indiana, 36-30
1983	2-0-0	1-0-0	Lexington	Kentucky, 24-13
1984	1-0-0	0-1-0	Bloomington	Kentucky, 48-14
1987	1-0-0	1-0-0	Lexington	Kentucky, 34-15
1988	1-1-0	1-0-0	Bloomington	Indiana, 36-15
1989	0-0-0	0-0-0	Lexington	Kentucky, 17-14
1990	1-1-0	0-0-0	Lexington	Indiana, 45-24
1991	1-0-0	0-1-0	Bloomington	Indiana, 13-10
1992	1-1-0	1-0-0	Lexington	Kentucky, 37-25
1993	1-1-0	2-0-0	Bloomington	Indiana, 24-8
1994	1-1-0	2-0-0	Lexington	Indiana, 59-29
1995	0-2-0	1-0-0	Bloomington	Kentucky, 17-10
1996	0-2-0	2-0-0	Lexington	Kentucky, 3-0
1997	1-1-0	1-1-0	Bloomington	Kentucky, 49-7
1998	2-0-0	1-0-0	Lexington	Kentucky, 31-27
1999	1-1-0	1-1-0	Bloomington	Kentucky, 44-35
2000	0-1-0	0-1-0	Lexington	Kentucky, 41-34
2001	2-8-0	4-6-0	Bloomington	Indiana, 26-15
2002	2-0-0	1-1-0	Lexington	Kentucky, 27-17

Series Information
First Meeting: 1893, Tied 24-24 (Lexington)
Last Meeting: 2002, Kentucky 27-17 (Lexington)
Current Streak: Kentucky has won one game
at Lexington: UK leads 9-7-1
at Bloomington: Indiana leads 10-6-0

Florida Gators

Series Scores

(Florida leads series 36-17)

Year	UK Record	UF Record	Site	Score
1917	2-5-1	2-3-0	Lexington	Kentucky, 52-0
1926	1-2-0	1-3-0	Jacksonville	Kentucky, 18-13
1927	1-1-1	2-1-0	Jacksonville	Florida, 27-6
1931	4-2-2	2-5-2	Jacksonville	Kentucky, 7-2
1935	3-3-0	1-4-0	Lexington	Kentucky, 15-6
1936	4-1-0	2-1-0	Lexington	Kentucky, 7-0
1937	4-5-0	3-7-0	Gainesville	Florida, 6-0
1948	3-3-1	4-3-0	Lexington	Kentucky, 34-15
1949	7-1-0	4-2-1	Tampa	Kentucky, 35-0
1950	7-0-0	5-1-0	Lexington	Kentucky, 40-6
1951	3-3-0	4-2-0	Gainesville	Kentucky, 14-6
1952	5-3-2	6-3-0	Gainesville	Florida, 27-0
1953	0-2-0	0-1-1	Lexington	Kentucky, 26-13
1954	2-2-0	2-2-0	Gainesville	Florida, 21-7
1955	2-2-1	3-2-0	Lexington	Kentucky, 10-7
1956	0-2-0	1-0-1	Gainesville	Kentucky, 17-8
1957	0-2-0	1-0-0	Lexington	Florida, 14-7
1967	2-6-0	5-2-0	Gainesville	Florida, 28-12
1968	3-5-0	4-3-1	Lexington	Florida, 16-14
1969	2-6-0	6-1-1	Gainesville	Florida, 31-6
1970	2-7-0	6-3-0	Tampa	Florida, 24-13
1971	3-6-0	2-7-0	Gainesville	Florida, 35-24
1972	3-6-0	3-4-0	Gainesville	Florida, 40-0
1973	5-4-0	4-4-0	Gainesville	Florida, 20-18
1974	5-4-0	7-2-0	Lexington	Kentucky, 41-24
1975	2-6-1	7-2-0	Gainesville	Florida, 48-7
1976	6-3-0	6-2-0	Lexington	Kentucky, 28-9
1977	8-1-0	4-3-1	Gainesville	Kentucky, 14-7
1978	4-4-1	3-5-0	Lexington	Florida, 18-16
1979	4-5-0	0-7-1	Gainesville	Kentucky, 31-3
1980	3-6-0	6-2-0	Lexington	Florida, 17-15
1981	2-7-0	5-4-0	Gainesville	Florida, 33-12
1982	0-8-1	5-3-0	Lexington	Florida, 39-13
1983	6-2-1	6-2-1	Gainesville	Florida, 24-7
1984	7-2-0	7-1-1	Lexington	Florida, 25-17
1985	5-4-0	7-1-1	Gainesville	Florida, 15-13
1986	4-4-1	5-4-0	Lexington	Kentucky, 10-3
1987	5-4-0	5-4-0	Gainesville	Florida, 27-14
1988	5-4-0	5-4-0	Lexington	Florida, 24-19
1989	6-3-0	6-3-0	Gainesville	Florida, 38-28
1990	4-5-0	8-1-0	Lexington	Florida, 47-15
1991	3-6-0	8-1-0	Gainesville	Florida, 35-26
1992	1-0-0	0-0-0	Gainesville	Florida, 35-19
1993	1-0-0	1-0-0	Lexington	Florida, 24-20
1994	1-0-0	1-0-0	Gainesville	Florida, 73-17
1995	0-1-0	1-0-0	Lexington	Florida, 42-7
1996	2-1-0	3-0-0	Gainesville	Florida, 65-0
1997	2-1-0	3-0-0	Lexington	Florida, 55-28
1998	3-0-0	2-1-0	Gainesville	Florida, 51-35
1999	2-1-0	3-0-0	Lexington	Florida, 38-10
2000	2-1-0	3-0-0	Gainesville	Florida, 59-31
2001	1-1-0	2-0-0	Lexington	Florida, 44-10
2002	4-0=0	3-1-0	Gainesville	Florida, 41-34

Series Information

First Meeting: 1917, Kentucky 52-0 (Lexington)
Last Meeting: 2002, Florida 41-34 (Gainesville)
Current Streak: Florida has won last 16 meetings
at Lexington: Florida leads 13-10-0
at Gainesville: Florida leads 21-4-0
Neutral Sites: Kentucky leads 3-2-0



Ron Zook



Max Starks



Keiwan Ratliff

September 27 • 7:00 p.m. ET • Lexington

General Information

Location: Gainesville, Florida
Founded: 1853
Enrollment: 47,373
President: Dr. Charles Young (Cal-Riverside, '55)
Athletic Director: Jeremy Foley (Hobart, '74)
Conference: Southeastern
Nickname: Gators
Colors: Blue and Orange
Stadium: Ben Hill Griffin Stadium at Florida Field
Capacity: 88,548
Playing Surface: Natural Grass
First Year of Football: 1906
All-Time Bowl Record: 14-16

Media Information

Assistant AD/Sports Information: Steve McClain
Office Phone: (352) 375-4683, ext. 6100
Home Phone: (352) 335-6539
E-mail Address: stevem@gators.uaa.ufl.edu
Assistant SID: Zack Higbee
Home Phone: (352) 373-4896
E-mail Address: Zackh@gators.uaa.ufl.edu
SID Mailing Address: P.O. Box 14485, Gainesville, Fla. 32604-2485
SID Fax: (352) 375-4809
Athletic Website: www.GatorZone.com

Coaching Staff

Head Coach: Ron Zook (Miami (Ohio) '76)
Record at School: 8-5 (One Season)
Career Record: Same
Football Office Phone: (352) 375-4683, ext. 4100
Assistant Coaches: Ed Zaunbrecher (Middle Tennessee State, '72) - Offensive Coordinator/Quarterbacks; Charlie Strong (Central Arkansas State, '82) - Defensive Coordinator; Red Anderson (Florida, '68) - Defensive Line; Dwayne Dixon (Florida, '85) - Assistant Head Coach/Inside Receivers; Larry Fedora (Austin, '85) - Perimeter Offensive Game Coordinator; Mike Woodford (Arizona, '82) - Defensive Backs/Special Teams Coordinator; Mike Locksley (Townson, '92) - Running Backs/Recruiting Coordinator; Joe Wickline (Florida, '83) - Offensive Line/Running Game Coordinator; Mike Woodford (Arizona, '82) - Defensive Backs; Bill Miller (Texas Arlington, '78) - Linebackers

2003 Outlook

Basic Offense: Multiple
Basic Defense: Multiple, 4-3
2002 Record: 8-5
2002 Conference Record: 6-2 (2nd East)
Bowl: Outback Bowl vs. Michigan, L, 38-30
Lettermen Returning: 37
(16 offense, 17 defense, 4 spec.)
Lettermen Lost: 18 (5 offense, 13 defense, 0 spec.)

Starters Returning: 11 (6 offense, 3 defense, 2 spec.)
Starters Lost: 13

Returning Statistical Leaders

RUSHING	Att.	Yds.	Avg.	TD		
Ran Carthon	105	563	5.4	5		
PASSING	**Comp.**	**Att.**	**Int.**	**Yds.**	**Pct.**	**TD**
Ingle Martin	7	10	0	96	70.0	0
RECEIVING	**Rec.**	**Yds.**	**Avg.**	**TD**		
Carlos Perez	58	591	10.2	4		
Kelvin Kight	37	511	13.8	1		
TACKLES	**Total**	**Solo**	**Asst.**	**Int.**	**Sacks**	**TFL(Yds)**
Guss Scott	102	69	33	2	1(-4)	4(-7)

2002 Results (8-5)

Aug.	31	W	UAB	51-3
Sept.	7	L	MIAMI	41-16
	14	W	OHIO	34-6
	21	W	at Tennessee	30-13
	28	W	KENTUCKY	41-34
Oct.	5	L	at Ole Miss	17-14
	12	L	LSU	36-7
	19	W	AUBURN	30-23
Nov.	2	W	Georgia (Jacksonville)	20-13
	9	W	at Vanderbilt	21-17
	16	W	SOUTH CAROLINA	28-7
	30	L	at Florida State	31-14
Jan.	1	L	Michigan (Outback Bowl)	38-30

2003 Schedule

Aug. 30.....SAN JOSE STATE
Sept. 6.....at Miami, Fla.
13.....FLORIDA A&M
20.....TENNESSEE
27.....at Kentucky
Oct. 4.....OLE MISS
11.....at LSU
18.....at Arkansas
Nov. 1.....Georgia (Jacksonville)
Nov. 8.....VANDERBILT
15.....at South Carolina
29.....FLORIDA STATE

Returning Defensive Starters (3)

	Pos.	Ht.	Wt.	Cl.
Keiwan Ratliff	CB	5-11	182	Sr.
Guss Scott	SS	5-10	200	Sr.
Cory Bailey	SS	5-11	185	Jr.

Returning Offensive Starters (6)

	Pos.	Ht.	Wt.	Cl.
Carlos Perez	WR	5-11	202	Sr.
Max Starks	LT	6-8	330	Sr.
Shannon Snell	LG	6-5	312	Sr.
Mike Degory	C	6-6	304	So.
Jonathan Colon	OT	6-7	310	Jr.
Kelvin Kight	WR	6-0	200	Sr.

South Carolina Gamecocks


Lou Holtz


Dunta Robinson


Travelle Wharton

October 11 • 1 p.m. ET • Columbia, S.C.

General Information

Location: Columbia, South Carolina
Founded: 1801
Enrollment: 23,700
President: Dr. Andrew Sorensen (Illinois, '59)
Athletic Director: Dr. Mike McGee (Duke, '60)
Conference: Southeastern
Nickname: Gamecocks
Colors: Garnet and Black
Stadium: Williams-Brice
Capacity: 80,250
Playing Surface: Natural Grass
First Year of Football: 1892
All-Time Bowl Record: 3-8

Media Information

Assoc. AD/Media Relations: Kerry Tharp
Office Phone: (803) 777-5204
Home Phone: (803) 776-0382
E-mail Address: kerryt@gwm.sc.edu
Assistant SID: David Brauer
Home Phone: (803) 358-0250
E-mail Address: dbrauer@gwm.sc.edu
Assistant SID: Michele Schmitt
Home Phone: (803) 799-7842
E-mail Address: Mschmitt@gwm.sc.edu
SID Mailing Address: Rex Enright Athletic Center, 1300 Rosewood Dr., Columbia, SC 29208
Press Box Phone: (803) 777-2040
SID Fax: (803) 777-2967
Athletic Website: www.uscsports.com

Coaching Staff

Head Coach: Lou Holtz (Kent State, '59)
Record at School: 22-25 (4 years)
Career Record: 238-120-7 (31 years)
Football Office Phone: (803) 777-4271
Assistant Coaches: Skip Holtz (Notre Dame, '86) – Assistant Head Coach/Offensive Coordinator/Quarterbacks; Chris Cosh (Virginia Tech, '82) – Defensive Coordinator/Linebackers; Dave DeGuglielmo (Boston University, '90) – Offensive Line; Todd Fitch (Ohio Wesleyan, '86) – Quarterbacks; John Gutekunst (Duke, '66) – Defensive Backs; Paul Lounsberry (Simpson College, '75) – Defensive Tackles; Jappy Oliver (Purdue, '78) - Defensive Ends; Dave Roberts (Western Carolina, '69) – Running Backs; Charlie Williams (Colorado State, '82) - Wide Receivers

2003 Outlook

Basic Offense: Multiple
Basic Defense: Multiple
2002 Record: 5-7
2002 Conference Record: 3-5 (4th East)
Bowl: None
Lettermen Returning: 32 (14 offense, 16 defense, 2 spec.)
Lettermen Lost: 24 (11 offense, 10 defense, 3 spec.)
Starters Returning: 10 (3 offense, 6 defense, 1 spec.)
Starters Lost: 15

Returning Statistical Leaders

RUSHING	Att.	Yds.	Avg.	TD
Kenny Irons	47	201	4.3	0
PASSING	**Comp.**	**Att.**	**Int.**	**Yds.**	**Pct.**	**TD**
Dondrial Pinkins	32	65	4	431	.492	2
RECEIVING	**Rec.**	**Yds.**	**Avg.**	**TD**
Troy Williamson	17	491	28.9	4
TACKLES	**Total**	**Solo**	**Asst.**	**Int.**	**Sacks**	**TFL(Yds.)**
Lance Laury	90	55	35	0	0	4(6)

2002 Results (5-7)

Aug.	31	W	NEW MEXICO STATE	34-24
Sept.	7	L	at Virginia	34-21
	14	L	GEORGIA	13-7
	21	W	TEMPLE	42-21
	28	W	at Vanderbilt	20-14
Oct.	5	W	MISSISSIPPI STATE	34-10
	12	W	at Kentucky	16-12
	19	L	at LSU	38-14
Nov.	2	L	TENNESSEE	18-10
	9	L	ARKANSAS	23-0
	16	L	at Florida	28-7
	23	L	at Clemson	27-20

2003 Schedule

Aug.	30	LOUISIANA-LAFAYETTE
Sept.	6	VIRGINIA
	13	at Georgia
	20	ALABAMA-BIRMINGHAM
	27	at Tennessee
Oct.	11	KENTUCKY
	18	LSU
	25	VANDERBILT
Nov.	1	at Ole Miss
	8	at Arkansas
	15	FLORIDA
	22	CLEMSON

Returning Defensive Starters (6)

	Pos.	Ht.	Wt.	Cl.
George Gause	DE	6-5	255	Jr.
Moe Thompson	DE	6-4	270	So.
Lance Laury	LB	6-2	225	So.
Jeremiah Garrison	LB	6-1	225	Sr.
Dunta Robinson	CB	6-0	185	Sr.
Deandre' Eiland	CB	6-0	200	Sr.

Returning Offensive Starters (3)

	Pos.	Ht.	Wt.	Cl.
Travelle Wharton	OT	6-4	300	Sr.
Hart Turner	TE	6-5	250	Sr.
Troy Williamson	WR	6-2	195	So.

Series Scores

(USC leads 7-6-1)

Year	UK Record	USC Record	Site	Score
1937	3-3-0	3-3-1	Lexington	Kentucky, 27-7
1978	0-0-0	1-0-0	Columbia	Tied, 14-14
1981	1-3-0	2-3-0	Lexington	S.Carolina, 28-14
1992	2-1-0	0-3-0	Lexington	Kentucky, 13-9
1993	1-2-0	2-1-0	Columbia	Kentucky, 21-17
1994	1-2-0	2-1-0	Lexington	S. Carolina, 23-9
1995	1-2-0	1-2-0	Columbia	Kentucky, 35-30
1996	1-4-0	2-3-0	Lexington	S. Carolina,25-14
1997	2-3-0	2-3-0	Columbia	S. Carolina,38-24
1998	3-2-0	1-4-0	Lexington	Kentucky, 33-28
1999	3-2-0	0-5-0	Columbia	Kentucky, 30-10
2000	2-3-0	4-1-0	Lexington	S. Carolina, 20-17
2001	1-3-0	4-0	Columbia	S. Carolina, 42-6
2002	4-1	4-2	Lexington	S. Carolina, 16-12

Series Information
First Meeting: 1937, Kentucky 27-7 (Lexington)
Last Meeting: 2002, S.Carolina 16-12 (Lexington)
Current Streak: S.Carolina has won three games
at Lexington: S.Carolina leads 5-3-0
at Columbia: Kentucky leads 3-2-1

Ohio Bobcats

Series Scores

(UK Leads 2-1-0)

Year	UK Record	OU Record	Site	Score
1910	0-0-0	0-0-0	Lexington	Kentucky, 12-0
1971	1-3-0	1-2-0	Lexington	Ohio, 35-6
1987	2-1-0	1-2-0	Lexington	Kentucky, 28-0

Series Information

First Meeting: 1910, Kentucky 12-0 (Lexington)
Last Meeting: 1987, Kentucky 28-0 (Lexington)
Current Streak: Kentucky has won one game
at Lexington: Kentucky leads 2-1-0
at Athens: Never Met



Brian Knorr



Dennis Chukwuemeka



Fred Ray

October 18 • 7 p.m. ET • Lexington

(Homecoming)

General Information

Location: Athens, Ohio
Founded: 1804
Enrollment: 27,605
President: Dr. Robert Glidden
Athletic Director: Thomas Boeh (Loras, '82)
Nickname: Bobcats
Colors: Hunter Green and White
Stadium: Peden Stadium
Capacity: 24,000
Playing Surface: Field Turf
First Year of Football: 1894
All-Time Bowl Record: 0-2

Media Information

Sports Information Director: Derek Scott
Office Phone: (740) 593-0834
E-mail Address: scottd2@ohio.edu
Assistant Director (Football Contact): Jim Stephan
Office Phone: (740) 593-1298
Home Phone: (740) 797-2247
E-mail Address: stephan@ohio.edu
SID Mailing Address: 211 Convocation Center, Athens, Ohio, 45701
SID Fax: (740) 597-1838
Press Box: (740) 593-0052
Athletic Website: www.ohiobobcats.com

Coaching Staff

Head Coach: Brian Knorr (Air Force, '86)
Record at School: 5-18 (2 years)
Career Record: Same
Football Office Phone: (740) 593-1183
Assistant Coaches: Ron Antoine (Colorado State, '97) - Wide Receivers; Jeff Bleamer (Penn State, '75) - Offensive Line; Tim DeRuyter (Air Force, 85) - Defensive Coord./Secondary; Pete Germano (Ohio Wesleyan, '82) - Recruiting Coord./Outside Linebackers; Greg Gregory (Richmond, '80) - Offensive Coord./Quarterbacks; Steve Russ (Air Force, '95) - Inside Linebackers; Everette Sands (The Citadel, '93) - Running Backs; Nick Toth (Ohio, '99) - Tight Ends; Eric Washington (Grambling State, '93) - Defensive Line

2003 Outlook

Basic Offense: Multiple I
Basic Defense: 3-4
2002 Record: 4-8
2002 Conference Record: 4-4 (4th, East)
Bowl: None
Lettermen Returning: 38 (15 offense, 22 defense, 1 spec.)
Lettermen Lost: 14 (10 offense, 3 defense, 1 spec.)
Starters Returning: 13 (4 offense, 8 defense, 1 spec.)
Starters Lost: 11

Returning Statistical Leaders

Rushing	Att.	Yds.	Avg.	TD
Stafford Owens	62	371	6.0	5
Brad Young	53	186	3.5	0
Justin Roush	29	120	4.1	0

Passing	Comp.	Att.	Int.	Yds.	Pct.	TD
Fred Ray	56	100	2	712	56.0	5

Receiving	Rec.	Yds.	Avg.	TD
Stafford Owens	17	259	15.2	2
Anthony Hackett	5	39	7.8	0

Tackles	Total	Solo	Asst.	Int.	Sacks	TFL(Yds)
D. Chukwuemeka	116	60	56	1(8)	4.0(36)	14(55)
Rashad Butler	67	27	40	0	0	0
Rob Stover	58	27	31	2(3)	0.5(16)	10(40)

2002 Results (4-8)

Aug.	31	at Pittsburgh	L, 27-14
Sept.	7	NORTHEASTERN	L, 31-0
	14	at Florida	L, 34-6
	21	at Connecticut	L, 37-19
	28	BUFFALO	W, 34-32
Oct.	5	at Bowling Green	L, 72-21
	12	EASTERN MICHIGAN	W, 55-27
	19	at Kent State	W, 50-0
Nov.	2	at Miami (Ohio)	L, 38-20
	9	AKRON	W, 27-10
	23	MARSHALL	L, 24-21
	30	at UCF	L, 42-32

2003 Schedule

Aug.	28	SOUTHEAST MISSOURI STATE
Sept.	6	at Iowa State
	13	MINNESOTA
	27	WESTERN MICHIGAN
Oct.	4	at Northern Illinois
	11	UCF
	18	at Kentucky
	25	at Buffalo
Nov.	8	KENT STATE
	15	at Akron
	22	MIAMI
	28	at Marshall

Returning Defensive Starters (8)

	Pos.	Ht.	Wt.	Cl.
Eli Kiener	DE	6-0	267	Sr.
Keith Adamson	RE	6-3	254	Sr.
Dennis Chukwuemeka	ILB	5-11	229	Jr.
Spencer Tatum	ILB	6-1	205	So.
Demitri Taylor	ILB	6-4	236	Sr.
Chip Cox	LC	5-9	185	Jr.
Rashad Butler	FS	6-0	193	Jr.
Rob Stover	SS	6-0	201	Jr.

Returning Offensive Starters (4)

	Pos.	Ht.	Wt.	Cl.
Brian Brown	RG	6-3	284	Sr.
Fred Ray	QB	6-2	193	Sr.
Ray Huston	TB	6-2	211	Jr.
Stafford Owens	SB	5-8	182	Sr.
Dennis Thompson*	LT	6-4	301	Jr.

* Starter in 2001, injured in 2002

Mississippi State Bulldogs


Jackie Sherrill


Jason Clark


Justin Jenkins

October 25 ● 7:00 p.m. ET ● Lexington

General Information

Location: Starkville, Mississippi
Founded: 1878
Enrollment: 16,610
President: Dr. Charles Lee (North Carolina State, '64)
Athletic Director: Larry Templeton (Mississippi State, '69)
Conference: Southeastern
Nickname: Bulldogs
Colors: Maroon and White
Stadium: Davis Wade Stadium at Scott Field
Capacity: 55,082
Playing Surface: Prescription Athletic Turf
First Year of Football: 1895
All-Time Bowl Record: 6-6

Media Information

Associate AD/Media Relations: Mike Nemeth
Office Phone: (662) 325-2703
Home Phone: (662) 323-7780
E-mail Address: nemeth@athletics.msstate.edu
Assistant SID: John R. Cade
Home Phone: (662) 324-6094
E-mail Address: jrcade@athletics.msstate.edu
Assistant SID: Laura McCoy
Home Phone: (662) 323-4681
E-mail Address: lmccoy@athletics.msstate.edu
SID Overnight Address: Bryan Building, Lakeview Drive, MSU, MS 39762
SID Fax: (662) 325-2563
Press Box Phone: (662) 325-3776
Athletic Website: www.mstateathletics.com

Coaching Staff

Head Coach: Jackie Sherrill (Alabama, '66)
Record at School: 73-65-2 (12 years)
Career Record: 178-110-4 (25 years)
Football Office Phone: (662) 325-2534
Assistant Coaches: Glenn Davis (Delta State, '82) - Running Backs; Ron Cooper (Jacksonville State, '83) - Defensive Coordinator/Safeties; John Blake (Oklahoma, '86) - Defensive Line; Terry Lewis (Southern '70) - Tight Ends; Steve Campbell (Troy State '88) - Offensive Line; Curley Hallman (Texas A&M, '70) - Cornerbacks; Guy Holliday (Cheyney, '87) - Wide Receivers; Jim Tompkins (Troy State, '62) – Asst. Head Coach/Linebackers; Morris Watts (Tulsa, '61) - Offensive Coord/Quarterbacks

2003 Outlook

Basic Offense: Multiple
Basic Defense: 4-3
2002 Record: 3-9
2002 Conference Record: 0-8 (5th West)
Bowl: None
Lettermen Returning: 47 (22 offense, 21 defense, 4 spec.)
Lettermen Lost: 27 (11 offense, 13 defense, 3 spec.)

Starters Returning: 17 (7 offense, 8 defense, 2 spec.)
Starters Lost: 9

Returning Statistical Leaders

RUSHING	Att.	Yds.	Avg.	TD
Jerious Norwood	66	394	6.0	0
Fred Reid	97	338	3.5	3

PASSING	Comp.	Att.	Int.	Yds.	Pct.	TD
Kevin Fant	163	311	12	1,918	.524	10
Kyle York	63	129	10	693	.488	3

RECEIVING	Rec.	Yds.	Avg.	TD
Ray Ray Bivines	40	511	12.8	4
Justin Jenkins	28	273	9.8	0

TACKLES	Total	Solo	Asst.	Int.	Sacks	TFL (Yds)
T.J. Mawhinney	88	31	57	2	.5	4.5(15)
Jason Clark	66	28	38	1	2	6.5(22)
Darren Williams	62	29	33	3	0	1(1)

2002 Results (3-9)

Aug.	31	L	at Oregon	36-13
Sept.	14	W	JACKSONVILLE STATE	51-13
	19	L	AUBURN	42-14
	28	L	at LSU	31-13
Oct.	5	L	at South Carolina	34-10
	12	W	TROY STATE	11-8
	19	W	at Memphis	29-17
Nov.	2	L	KENTUCKY	45-24
	9	L	at Alabama	28-14
	16	L	TENNESSEE	35-17
	23	L	ARKANSAS	26-19
	28	L	at Mississippi	24-12

2003 Schedule

Aug. 30 ..... OREGON
Sept. 13 ..... at Tulane
20 ..... at Houston
27 ..... LSU
Oct. 4 ..... VANDERBILT
11 ..... MEMPHIS
18 ..... at Auburn
25 ..... at Kentucky
Nov. 8 ..... ALABAMA
15 ..... at Tennessee
22 ..... at Arkansas
27 ..... MISSISSIPPI

Returning Defensive Starters (8)

	Pos.	Ht.	Wt.	Cl.
Jason Clark	SS	6-1	240	Sr.
Kevin Dockery	CB	5-10	181	So.
Ronald Fields	DT	6-2	296	Jr.
Kamau Jackson	DT	6-1	276	Sr.
Tommy Kelly	DE	6-6	296	Sr.
T.J. Mawhinney	LB	6-1	235	Sr.
Darren Williams	FS	6-2	204	So.
Demetric Wright	CB	5-10	175	Sr.

Returning Offensive Starters (7)

	Pos.	Ht.	Wt.	Cl.
Kevin Fant	QB	6-2	207	Sr.
Justin Jenkins	FL	6-1	210	Sr.
Blake Jones	C	6-2	284	Sr.
Darnell Jones	FB	5-11	240	Jr.
Fred Reid	TB	5-9	295	Jr.
David Stewart	OT	6-6	304	Jr.
Brad Weathers	OG	6-5	323	Jr.

Series Scores

(Kentucky leads series 17-13)

Year	UK Record	MSU Record	Site	Score
1914	2-0-0	2-0-0	Lexington	Kentucky, 19-13
1915	2-0-0	1-0-1	Starkville	MSU, 12-0
1916	3-1-1	3-3-0	Lexington	Kentucky, 13-3
1917	2-3-1	3-1-0	Starkville	MSU, 14-0
1944	2-4-0	4-0-0	Memphis	MSU, 26-0
1950	8-0-0	3-3-0	Starkville	Kentucky, 48-21
1951	1-3-0	2-1-0	Lexington	Kentucky, 27-0
1952	1-2-1	2-1-0	Starkville	MSU, 27-14
1953	1-2-1	3-0-1	Lexington	Kentucky, 32-13
1955	2-1-1	3-1-0	Lexington	MSU, 20-14
1958	2-4-0	3-2-0	Lexington	Kentucky, 33-12
1972	1-2-0	2-2-0	Lexington	Kentucky, 17-13
1973	1-2-0	2-0-1	Jackson	Kentucky, 42-14
1976	3-1-0	3-1-0	Jackson	Kentucky, F1-0
1977	3-1-0	3-1-0	Lexington	Kentucky, 23-7
1984	4-0-0	3-2-0	Starkville	Kentucky, 17-13
1985	3-1-0	4-1-0	Lexington	Kentucky, 33-19
1990	1-4-0	2-2-0	Lexington	Kentucky, 17-15
1991	2-2-0	3-2-0	Starkville	MSU, 31-6
1992	4-3-0	5-2-0	Lexington	MSU, 37-36
1993	4-3-0	2-4-1	Starkville	Kentucky, 26-17
1994	1-6-0	5-2-0	Lexington	MSU, 47-7
1995	3-4-0	2-5-0	Starkville	MSU, 42-32
1996	2-6	3-4	Lexington	Kentucky, 24-21
1997	1-0-0	1-0-0	Starkville	MSU, 35-27
1998	5-3-0	5-2-0	Lexington	Kentucky, 37-35
1999	5-3-0	7-0-0	Starkville	MSU, 23-22
2000	2-5-0	5-2	Lexington	MSU, 35-17
2001	1-6-0	1-5-0	Starkville	MSU, 17-14
2002	5-3-0	3-4-0	Starkville	Kentucky, 45-24

Series Information
First Meeting: 1914, Kentucky 19-13 (Lexington)
Last Meeting: 2002, Kentucky 45-24 (Starkville)
Current Streak: Kentucky has won one game
at Lexington: Kentucky leads 11-4-0
at Starkville: MSU leads 8-4-0
at Jackson: Kentucky leads 2-0 (includes forfeit)
Neutral Sites: MSU leads 1-0-0

Arkansas Razorbacks

Series Scores

(UK leads 2-1)

Year	UK Record	UA Record	Site	Score
1998	3-1-0	3-0-0	Little Rock	Arkansas, 27-20
1999	2-2-0	2-1-0	Lexington	Kentucky, 31-20
2002	4-2-0	3-2-0	Fayetteville	Kentucky, 29-17

Series Information

First Meeting: 1998, Arkansas 27-20 (Little Rock)
Last Meeting: 2002, Kentucky 29-17 (Fayetteville)
Current Streak: Kentucky has won one game
at Lexington: Kentucky leads 1-0
at Fayetteville: Kentucky leads 1-0
at Little Rock: Arkansas leads 1-0



Houston Nutt



Shawn Andrews



Tony Bua

November 1 • 1:00 p.m. ET • Lexington

General Information

Location: Fayetteville, Ark.
Founded: 1871
Enrollment: 16,035
President: Dr. John A. White (Arkansas, '61)
Athletic Director: Frank Broyles (Georgia Tech, '47)
Nickname: Razorbacks
Colors: Cardinal and White
First Year of Football: 1894
All-Time Bowl Record: 10-20-3

Media Information

Sports Information Director: Kevin Trainor
Office Phone: (479) 575-2751
Home Phone: (479) 582-9046
E-mail Address: ktrainor@uark.edu
Associate SID: Robby Edwards
Home Phone: (479) 846-4331
E-mail Address: robbye@uark.edu
Assistant SID: Bob Grant
Home Phone: (479) 750-1236
E-mail Address: rgrant@uark.edu
SID Mailing Address: Broyles Athletic Center, Maple and Razorback Roads, Fayetteville, AR 72701
SID Fax: (479) 575-7481
Press Box: (479) 575-6622
Athletic Website: www.hogwired.com

Coaching Staff

Head Coach: Houston Nutt (Oklahoma State, '81)
Record at School: 39-23 (5 years)
Career Record: 75-45 (10 years)
Football Office Phone: (479) 575-4849
Assistant Coaches: Bobby Allen (Virginia Tech, '82) - Secondary; Roy Wittke (Wisconsin Eau-Claire, '82) - Passing Game Coordinator/Quarterbacks; Mike Markuson (Hamline, '83) - Running Game Coordinator/Offensive Line; Danny Nutt (Arkansas, '85) - Running Backs; Clifton Ealy (Central Arkansas, '82) - Tight Ends; Tracy Rocker (Auburn, '93) - Defensive Line; James Shibest (Arkansas, '88) - Wide Receivers/Specialist; Chris Vaughn (Murray State, '98) - Outside Linebackers/Strong Safeties/Recruiting Coordinator; Dave Wommack (Missouri Southern, '78) - Defensive Coordinator/Inside Linebackers

2003 Outlook

Basic Offense: Multiple
Basic Defense: Multiple
2002 Record: 9-5
2002 Conference Record: 5-3 (T-1st)
Bowl: Gaylord Hotels Music City Bowl vs. Minnesota, L, 29-14
Lettermen Returning: 50 (25 off., 23 def., 2 spec.)
Lettermen Lost: 20 (9 offense, 8 defense, 3 spec.)
Starters Returning: 18 (9 offense, 8 defense, 3 spec.)
Starters Lost: 6

Returning Statistical Leaders

Rushing	Att.	Yds.	Avg.	TD
Matt Jones	129	614	4.8	5
De'Arrius Howard	131	595	4.5	7

Passing	Comp.	Att.	Int.	Yds.	Pct.	TD
Matt Jones	122	234	8	1,592	.521	16

Receiving	Rec.	Yds.	Avg.	TD
George Wilson	49	626	12.8	7
Richard Smith	34	582	17.1	4

Tackles	Total	Solo	Asst.	Int.	Sacks	TFL(Yds)
Tony Bua	131	77	54	2(13)	4(36)	9(50)
Caleb Miller	113	63	50	0	4(22)	9(32)

2002 Results (9-5)

Sept.	7	W	BOISE STATE	41-14
	14	W	SOUTH FLORIDA	42-3
	28	L	ALABAMA	30-12
Oct.	5	L	at Tennessee	41-38 (6 OT)
	12	W	at Auburn	38-17
	19	L	KENTUCKY	29-17
	26	W	OLE MISS	48-28
Nov.	2	W	TROY STATE	23-0
	9	W	at South Carolina	23-0
	16	W	LOUISIANA-LAFAYETTE	24-17
	23	W	at Mississippi State	26-19
	29	W	LSU	21-20
Dec.	7	L	Georgia (SEC Championship)	30-3
	30	L	Minnesota (Music City Bowl)	29-14

2003 Schedule

Sept	6	TULSA
	13	at Texas
	20	NORTH TEXAS
	27	at Alabama
Oct.	11	AUBURN
	18	FLORIDA
	25	at Ole Miss
Nov.	1	at Kentucky
	8	SOUTH CAROLINA
	15	NEW MEXICO STATE
	22	MISSISSIPPI STATE
	29	at LSU

Returning Defensive Starters (8)

	Pos.	Ht.	Wt.	Cl.
Arrion Dixon	NG	6-4	295	Jr.
Elliott Harris	DE	6-4	265	Jr.
Caleb Miller	SLB	6-3	220	Sr.
Clarke Moore	MLB	6-2	242	So.
Tony Bua	MLB	5-11	218	Sr.
Lawrence Richardson	FC	5-10	188	Sr.
Jimmy Beasley	SS	5-11	196	Sr.
Ahmad Carroll	BC	5-11	190	Jr.

Returning Offensive Starters (9)

	Pos.	Ht.	Wt.	Cl.
George Wilson	SE	6-1	205	Sr.
Bo Lacy	LT	6-4	302	Sr.
Dan Doughty	C	6-2	290	Sr.
Mark Bokermann	RG	6-5	315	Sr.
Shawn Andrews	RT	6-5	345	Jr.
Jason Peters	TE	6-5	315	Jr.
Richard Smith	FL	5-10	186	Sr.
Matt Jones	QB	6-5	225	Jr.
Mark Pierce	FB	6-0	240	Jr.

Vanderbilt Commodores


Bobby Johnson


Jovan Haye


Jay Cutler

November 15 • 2 p.m. ET • Nashville, Tenn.

General Information

Location: Nashville, Tennessee
Founded: 1873
Enrollment: 6,235
Chancellor: Gordon Gee (Utah, '68)
Athletic Director: Todd Turner (North Carolina, '73)
Conference: Southeastern
Nickname: Commodores
Colors: Black and Gold
Stadium: Dudley Field at Vanderbilt Stadium
Capacity: 39,773
Playing Surface: Natural Grass
First Year of Football: 1890
All-Time Bowl Record: 1-1-1

Media Information

Assistant AD/SID: Rod Williamson
Office Phone: (615) 343-6437
Home Phone: (615) 794-1839
E-mail Address: rod.williamson@vanderbilt.edu
Football SID: Larry Leathers
Home Phone: (615) 221-8605
E-mail Address: larry.leathers@vanderbilt.edu
SID Mailing Address: McGugin Athletic Center, 2601 Jess Neely Drive, Nashville, TN 37212
SID Fax: (615) 320-7064
Press Box Phone: (615) 320-0436
Athletic Website: www.vucommodores.com

Coaching Staff

Head Coach: Bobby Johnson (Clemson, '73)
Record at School: 2-10 (1 year)
Career Record: 62-46 (9 years)
Football Office Phone: (615) 322-3565
Assistant Coaches: Ted Cain (Furman, '74) - Offensive Coord./Tight Ends; Bruce Fowler (Furman, '80) - Defensive Coord.; Robbie Caldwell (Furman, '76) - Asst. Head Coach/Offensive Line; David Turner (Davidson, '85) - Recruiting Coord./Defensive Line; Warren Belin (Wake Forest, '90) - Linebackers; Jamie Bryant (Ohio Wesleyan, '93) - Defensive Backs; Charlie Fisher (Springfield, '80) - Running Backs; J.D. Hall (Bethune-Cookman, '93) - Wide Receivers; Jimmy Kiser (Furman, '79) - Quarterbacks

2003 Outlook

Basic Offense: Multiple Set
Basic Defense: 4-3
2002 Record: 2-10
2002 Conference Record: 0-8
Bowl: None
Lettermen Returning: 50 (27 offense, 21 defense, 2 spec.)
Lettermen Lost: 21 (10 offense, 8 defense, 3 spec.)
Starters Returning: 12 (6 offense, 6 defense)
Starters Lost: 12

Returning Statistical Leaders

RUSHING	Att.	Yds.	Avg.	TD
Kwane Doster	160	798	5.0	3
Jay Cutler	123	393	3.2	9
Matthew Tant	75	326	4.3	2

PASSING	Comp.	Att.	Int.	Yds.	Pct.	TD
Jay Cutler	103	212	9	1,433	48.6	10

RECEIVING	Rec.	Yds.	Avg.	TD
Brandon Smith	19	173	9.1	0
Kwane Doster	12	109	9.1	0

TACKLES	Total	Solo	Asst.	Int.	Sacks	TFL(Yds)
Moses Osemwegie	53	40	13	0	1.5	4.5(12)
Marty Morgan	40	22	18	0	1.0	1.0(6)
Dominique Morris	38	26	12	0	0	1.0(-1)

2002 Results (2-10)

Aug.	31	L	at Georgia Tech	45-3
Sept.	7	W	FURMAN	49-18
	14	L	at Auburn	31-6
	21	L	at Ole Miss	45-38
	28	L	SOUTH CAROLINA	20-14
Oct.	12	L	MIDDLE TENNESSEE	21-20
	19	L	at Georgia	48-17
	26	W	CONNECTICUT	28-24
Nov.	2	L	ALABAMA	30-8
	9	L	FLORIDA	21-17
	16	L	at Kentucky	41-21
	23	L	TENNESSEE	24-0

2003 Schedule

Aug.	30	OLE MISS
Sept.	6	TENNESSEE-CHATTANOOGA
	13	AUBURN
	20	at Texas Christian
	27	GEORGIA TECH
Oct.	4	at Mississippi State
	11	NAVY
	18	GEORGIA
	25	at South Carolina
Nov.	8	at Florida
	15	KENTUCKY
	22	at Tennessee

Returning Defensive Starters (6)

	Pos.	Ht.	Wt.	Cl.
Aaron Carter	DT	6-3	286	Jr.
Matt Clay	DT	6-2	185	Jr.
Herdley Harrison	OLB	6-2	233	So.
Jovan Haye	DE	6-3	255	So.
Dominique Morris	CB	6-0	188	So.
Moses Osemwegie	OLB	6-0	220	So.

Returning Offensive Starters (6)

	Pos.	Ht.	Wt.	Cl.
Kenan Arkan	OT	6-7	300	Jr.
Jay Cutler	QB	6-4	217	So.
Kwane Doster	TB	5-11	165	So.
Justin Geisinger	LT	6-4	327	Jr.
Brian Kovolisky	LG	6-7	285	Jr.
Matthew Tant	FB	5-11	227	So.

Series Scores

(Vanderbilt leads series, 36-35-4)

Year	UK Record	VU Record	Site	Score
1896	0-1-0	0-0-0	Nashville	Vanderbilt, 6-0
1897	2-1-0	3-0-0	Nashville	Vanderbilt, 50-0
1901	0-0-0	0-0-0	Nashville	Vanderbilt, 22-0
1906	0-0-0	0-0-0	Nashville	Vanderbilt, 28-0
1907	2-0-0	0-0-0	Nashville	Vanderbilt, 40-0
1911	5-1-0	5-1-0	Nashville	Vanderbilt, 18-0
1916	2-0-0	2-0-0	Lexington	Vanderbilt, 45-0
1917	2-0-1	1-1-0	Lexington	Vanderbilt, 5-0
1918	1-0-0	0-2-0	Nashville	Vanderbilt, 33-0
1919	2-2-0	2-1-1	Lexington	Tied, 0-0
1920	2-1-1	2-2-0	Nashville	Vanderbilt, 20-0
1921	2-0-0	2-0-0	Lexington	Vanderbilt, 21-14
1922	5-1-0	5-0-1	Nashville	Vanderbilt, 9-0
1927	1-3-1	4-1-0	Nashville	Vanderbilt, 34-6
1928	3-1-0	5-0-0	Nashville	Vanderbilt, 14-7
1937	0-0-0	0-0-0	Nashville	Vanderbilt, 12-0
1938	2-0-0	2-0-0	Lexington	Vanderbilt, 14-7
1939	1-0-0	1-0-1	Nashville	Kentucky, 21-13
1940	3-0-0	1-1-0	Nashville	Tied, 7-7
1941	2-0-0	2-0-0	Lexington	Vanderbilt, 39-15
1942	2-1-0	2-0-0	Lexington	Vanderbilt, 7-6
1945	1-3-0	2-1-0	Nashville	Vanderbilt, 19-6
1946	3-1-0	3-0-0	Lexington	Kentucky, 10-7
1947	3-1-0	3-0-0	Nashville	Kentucky, 14-0
1948	1-2-0	0-2-1	Lexington	Vanderbilt, 26-7
1953	4-2-1	1-5-0	Nashville	Kentucky, 40-14
1954	4-3-0	0-5-0	Lexington	Kentucky, 19-7
1955	4-2-1	4-2-0	Nashville	Vanderbilt, 34-0
1956	4-3-0	5-2-0	Lexington	Kentucky, 7-6
1957	1-6-0	3-1-2	Nashville	Vanderbilt, 12-7
1958	3-4-0	4-1-2	Lexington	Tied, 0-0
1959	2-5-0	2-3-1	Nashville	Vanderbilt, 11-6
1960	3-4-0	2-4-0	Lexington	Kentucky, 27-0
1961	3-4-0	2-4-0	Nashville	Kentucky, 16-3
1962	1-4-2	0-7-0	Lexington	Kentucky, 7-0
1963	2-5-0	0-6-0	Nashville	Tied, 0-0
1964	3-4-0	1-4-1	Lexington	Kentucky, 22-21
1965	5-2-0	2-4-1	Nashville	Kentucky, 34-0
1966	2-4-1	1-5-0	Lexington	Kentucky, 14-10
1967	1-6-0	2-4-0	Nashville	Kentucky, 12-7
1968	3-4-0	3-3-1	Lexington	Vanderbilt, 6-0
1969	2-5-0	2-5-0	Nashville	Vanderbilt, 42-6
1970	2-6-0	2-6-0	Lexington	Vanderbilt, 18-17
1971	2-6-0	3-4-1	Nashville	Kentucky, 14-7
1972	2-6-0	3-5-0	Lexington	Kentucky, 14-13
1973	4-4-0	4-3-0	Nashville	Kentucky, 27-17
1974	4-4-0	5-2-0	Lexington	Kentucky, 38-12
1975	2-5-1	4-4-0	Nashville	Vanderbilt, 13-3
1976	5-3-0	1-6-0	Lexington	Kentucky, 14-0
1977	7-1-0	1-6-0	Nashville	Kentucky, 28-6
1978	3-4-1	1-7-0	Lexington	Kentucky, 52-3
1979	3-5-0	1-7-0	Nashville	Kentucky, 29-10
1980	2-6-0	1-7-0	Lexington	Kentucky, 31-10
1981	1-7-0	3-5-0	Nashville	Kentucky, 17-10
1982	0-7-1	4-3-0	Lexington	Vanderbilt, 23-10
1983	5-2-1	2-6-0	Nashville	Kentucky, 17-8
1984	6-2-0	5-3-0	Lexington	Kentucky, 27-18
1985	5-3-0	2-5-1	Nashville	Vanderbilt, 31-24
1986	3-4-1	1-7-0	Lexington	Kentucky, 34-22
1987	5-3-0	2-6-0	Nashville	Vanderbilt, 38-29
1988	4-4-0	3-4-0	Lexington	Kentucky, 14-13
1989	5-3-0	1-7-0	Nashville	Kentucky, 15-11
1990	3-5-0	1-6-0	Lexington	Kentucky, 28-21
1991	3-5-0	4-5-0	Nashville	Vanderbilt, 17-7
1992	4-4-0	2-5-0	Lexington	Vanderbilt, 20-7
1993	5-3-0	2-5-0	Nashville	Vanderbilt, 12-7
1994	1-7-0	4-4-0	Lexington	Vanderbilt, 24-6
1995	3-5-0	0-7-0	Nashville	Vanderbilt, 14-10
1996	3-6-0	2-7-0	Lexington	Kentucky, 25-0
1997	4-5-0	3-6-0	Nashville	Kentucky, 21-10
1998	7-3-0	2-7-0	Lexington	Kentucky, 55-17
1999	5-4-0	5-4-0	Nashville	Kentucky, 19-17
2000	2-7-0	2-7-0	Lexington	Vanderbilt, 24-20
2001	1-7-0	2-6-0	Nashville	Kentucky, 56-30
2002	6-4-0	2-8-0	Lexington	Kentucky, 41-21

Series Information
First Meeting: 1896, Vanderbilt 6-0 (Nashville)
Last Meeting: 2002, Kentucky 41-21 (Lexington)
Current Streak: Kentucky has won two games
at Lexington: Kentucky leads 19-13-2
at Nashville: Vanderbilt leads 23-16-2

Georgia Bulldogs

Series Scores

(Georgia leads series 44-10-2)

Year	UK Record	UG Record	Site	Score
1939	3-0-0	1-2-0	Louisville	Kentucky, 13-6
1940	4-0-1	2-2-0	Athens	Tied, 7-7
1942	0-0-0	0-0-0	Louisville	Georgia, 7-6
1944	1-2-0	1-1-0	Athens	Georgia, 13-12
1945	1-2-0	3-0-0	Lexington	Georgia, 48-6
1946	3-0-0	2-0-0	Athens	Georgia, 28-13
1947	2-1-0	2-1-0	Lexington	Kentucky, 26-0
1948	1-1-0	1-1-0	Athens	Georgia, 35-12
1949	3-0-0	2-1-0	Lexington	Kentucky, 25-0
1956	2-3-0	2-2-1	Athens	Kentucky, 14-7
1957	0-5-0	1-4-0	Lexington	Georgia, 33-14
1958	2-3-0	1-3-0	Athens	Georgia, 28-0
1959	1-4-0	4-1-0	Lexington	Georgia, 14-7
1960	2-3-0	3-2-0	Lexington	Georgia, 17-13
1961	2-3-0	2-3-0	Athens	Georgia, 16-15
1962	1-3-1	2-2-1	Athens	Tied, 7-7
1963	2-3-0	3-1-1	Lexington	Georgia, 17-14
1964	3-2-0	2-2-1	Athens	Georgia, 21-7
1965	3-2-0	4-1-0	Lexington	Kentucky, 28-10
1966	2-3-0	4-1-0	Athens	Georgia, 27-15
1967	0-5-0	4-1-0	Lexington	Georgia, 31-7
1968	2-3-0	4-0-1	Lexington	Georgia, 35-14
1969	2-3-0	4-1-0	Athens	Georgia, 30-0
1970	1-5-0	2-3-0	Lexington	Georgia, 19-3
1971	1-5-0	6-0-0	Athens	Georgia, 34-0
1972	2-4-0	4-2-0	Lexington	Georgia, 13-7
1973	2-4-0	3-2-1	Athens	Kentucky, 12-7
1974	3-3-0	4-2-0	Lexington	Georgia, 24-20
1975	1-4-1	4-2-0	Athens	Georgia, 21-13
1976	5-1-0	5-1-0	Lexington	Georgia, 31-7
1977	5-1-0	4-2-0	Athens	Kentucky, 33-0
1978	2-3-1	5-1-0	Lexington	Georgia, 17-16
1979	2-4-0	3-3-0	Athens	Georgia, 20-6
1980	2-4-0	6-0-0	Lexington	Georgia, 27-0
1981	1-5-0	5-1-0	Athens	Georgia, 21-0
1982	0-5-1	6-0-0	Lexington	Georgia, 27-14
1983	5-1-0	5-0-1	Athens	Georgia, 47-21
1984	5-1-0	5-1-0	Lexington	Georgia, 37-7
1985	4-2-0	4-1-1	Athens	Georgia, 26-6
1986	3-2-1	4-2-0	Lexington	Georgia, 31-9
1987	4-2-0	5-2-0	Athens	Georgia, 17-14
1988	2-4-0	5-1-0	Lexington	Kentucky, 16-10
1989	4-2-0	3-3-0	Athens	Georgia, 34-23
1990	2-5-0	4-3-0	Lexington	Kentucky, 26-24
1991	2-4-0	5-2-0	Athens	Georgia, 49-27
1992	4-2-0	6-1-0	Lexington	Georgia, 40-7
1993	4-2-0	3-4-0	Athens	Georgia, 33-28
1994	1-5-0	4-3-0	Lexington	Georgia, 34-30
1995	3-3-0	4-3-0	Athens	Georgia, 12-3
1996	1-6-0	3-3-0	Lexington	Kentucky, 24-17
1997	4-3-0	5-1-0	Athens	Georgia, 23-13
1998	5-2-0	5-1-0	Lexington	Georgia, 28-26
1999	5-2-0	5-1-0	Athens	Georgia, 49-34
2000	2-5-0	5-1-0	Lexington	Georgia, 34-30
2001	1-5-0	4-1-0	Athens, Ga.	Georgia, 43-29
2002	5-2-0	7-0-0	Lexington	Georgia, 52-24

Series Information

First Meeting: 1939, Kentucky 13-6 (Louisville)
Last Meeting: 2002, Georgia 52-24 (Lexington)
Current Streak: Georgia has won six games
at Lexington: Georgia leads 21-6-0
at Athens: Georgia leads 22-3-2
Neutral Sites: Tied 1-1-0



Mark Richt



David Greene



David Pollack

November 22 ● 1:00 p.m. ET ● Athens, Ga.

General Information

Location: Athens, Georgia
Founded: 1785
Enrollment: 32,941
President: Dr. Michael F. Adams (Lipscomb, '70)
Athletic Director: Vince Dooley (Auburn, '54)
Conference: Southeastern
Nickname: Bulldogs
Colors: Red and Black
Stadium: Sanford Stadium
Capacity: 92,000
Playing Surface: Natural Grass
First Year of Football: 1892
All-Time Bowl Record: 20-15-3

Media Information

Sports Information Director: Claude Felton
Office Phone: (706) 542-1621
Home Phone: (706) 543-3910
E-mail Address: cfelton@sports.uga.edu
Associate SID: Christopher Lakos
Home Phone: (706) 714-2934
E-mail Address: clakos@sports.uga.edu
Associate SID: Tim Hix
Home Phone: (770) 513-0840
E-mail Address: thix@sports.uga.edu
Associate SID: Mike Mobley
Home Phone: (706) 548-0858
E-mail Address: mmobley@sports.uga.edu
SID Mailing Address: Butts-Mehre Building, Rm 312, 1 Selig Circle, Athens, GA 30602-4368
SID Fax: (706) 542-9339
Press Box: (706) 542-7780
Athletic Website: www.georgiadogs.com

Coaching Staff

Head Coach: Mark Richt (Miami (Fla.), '82)
Record at School: 21-5 (2 years)
Career Record: Same
Football Office Phone: (706) 542-1515
Assistant Coaches: Neil Callaway (Alabama, '78) – Offensive Coord./Offensive Line; Brian VanGorder (Wayne State, '91) - Defensive Coord./Linebackers; Mike Bobo (Georgia, '97) – Quarterbacks; John Easton (Florida A&M, '69) – Asst. Head Coach/Wide Receivers; Jon Fabris (Ole Miss, '80) – Defensive Ends; Rodney Garner (Auburn, '90) – Defensive Line/Recruiting Coordinator; David Johnson (West Virginia, '85) – Tight Ends; Willie Martinez (Miami, '86) – Secondary; Ken Rucker (Carson-Newman, '76) – Running Backs; Dave Van Halanger (West Virginia, '76) - Strength and Conditioning

2003 Outlook

Basic Offense: Pro Style
Basic Defense: Multiple 4-3
2002 Record: 13-1
2002 Conference Record: 7-1 (1st)
Bowl: Nokia Sugar Bowl vs. Florida State, W, 26-13
Lettermen Returning: 41
(18 offense, 21 defense, 2 spec.)
Lettermen Lost: 24 (14 offense, 8 defense, 2 spec.)
Starters Returning: 12 (3 offense, 7 defense, 2 spec.)
Starters Lost: 13

Returning Statistical Leaders

RUSHING	Att.	Yds.	Avg.	TD
Tony Milton	82	314	3.8	0
Tyson Browning	23	111	4.8	1

PASSING	Comp.	Att.	Int.	Yds.	Pct.	TD
David Greene	218	379	8	2924	.575	22
D.J. Shockley	32	52	2	415	.615	5

RECEIVING	Rec.	Yds.	Avg.	TD
Fred Gibson	43	758	17.6	4
Ben Watson	31	341	24.4	3

TACKLES	Total	Solo	Asst.	Int.	Sacks	TFL(Yds)
David Pollack	102	58	44	2	14	23.5(128)
Sean Jones	91	43	48	2	0	4.0(10)

2002 Results (13-1)

Aug.	31	W	CLEMSON	31-28
Sept.	14	W	at South Carolina	13-7
	21	W	NORTHWESTERN (La.) ST	45-7
	28	W	NEW MEXICO STATE	41-10
Oct.	5	W	at Alabama	27-25
	12	W	TENNESSEE	18-13
	19	W	VANDERBILT	48-17
	26	W	at Kentucky	52-24
Nov.	2	L	Florida	20-13
	9	W	OLE MISS	31-17
	16	W	at Auburn	24-21
	30	W	GEORGIA TECH	51-7
Dec.	7	W	Arkansas (SEC Championship)	30-3
Jan.	1	W	Florida State (Sugar Bowl)	26-13

2003 Schedule

Aug.	30	at Clemson
Sept.	6	MIDDLE TENNESSEE
	13	SOUTH CAROLINA
	20	at LSU
Oct.	4	ALABAMA
	11	at Tennessee
	18	at Vanderbilt
	25	ALABAMA-BIRMINGHAM
Nov.	1	vs. Florida (Jax)
	15	AUBURN
	22	KENTUCKY
	29	at Georgia Tech

Returning Defensive Starters (7)

	Pos.	Ht.	Wt.	Cl.
David Pollack	DE	6-3	278	Jr.
Will Thompson	DE	6-3	240	Jr.
Ken Veal	NT	6-1	305	Sr.
Bruce Thornton	CB	5-11	195	Sr.
Decory Bryant	CB	5-11	195	Sr.
Sean Jones	FS	6-2	212	Jr.
Kentrell Curry	ROV	6-1	198	Sr.

Returning Offensive Starters (3)

	Pos.	Ht.	Wt.	Cl.
David Greene	QB	6-3	230	Jr.
Ben Watson	TE	6-3	255	Sr.
Fred Gibson	FLK	6-4	196	Jr.

Tennessee Volunteers



Phillip Fulmer



Casey Clausen



Kevin Burnett

November 29 ● 1:00 p.m. ET ● Lexington

General Information

Location: Knoxville, Tennessee
Founded: 1794
Enrollment: 25,793
President: Dr. John W. Shumaker (Pittsburgh, '64)
Athletic Director: Mike Hamilton (Clemson, '85)
Nickname: Volunteers
Colors: Orange and White
Stadium: Neyland Stadium
Capacity: 104,079
Playing Surface: Grass
First Year of Football: 1891
All-Time Bowl Record: 23-20

Media Information

Associate AD/Sports Information: Bud Ford
Office Phone: (865) 974-1212
Home Phone: (865) 922-1657
E-mail Address: bford@tennessee.edu
Associate SID/Football: John Painter
Home Phone: (865) 379-8976
E-mail Address: jpainter@tennessee.edu
SID Mailing Address: P.O. Box 15016, Knoxville, TN 37901
SID Fax: (865) 974-1269
Press Box: (865) 974-2937
Athletic Website: www.utsports.com

Coaching Staff

Head Coach: Phillip Fulmer (Tennessee, '72)
Record at School: 103-25 (11 years)
Career Record: Same
Football Office Phone: (865) 974-1234
Assistant Coaches: John Chavis (Tennessee, '79) - Asst. Head Coach/Defensive Coordinator/Linebackers; Randy Sanders (Tennessee, '87) – Offensive Coordinator/Quarterbacks; Greg Adkins (Marshall, '90) – Tight Ends/Offensive Line/Recruiting Coordinator; Dan Brooks (Western Carolina, '76) - Defensive Line; Steve Caldwell (Arkansas St., '77) - Defensive Ends/Special Teams; Woody McCorvey (Alabama State, '72) – Running Backs; Larry Slade (Shepherd, '73) – Defensive Backs; Jimmy Ray Stephens (Florida, '77) - Offensive Line; Pat Washington (Auburn, '86) – Receivers

2003 Outlook

Basic Offense: Multiple
Basic Defense: 4-3
2002 Record: 8-5
2002 Conference Record: 5-3 (Third in SEC East)
Bowl: Chick-Fil-A Peach Bowl vs. Maryland, L, 3-30
Lettermen Returning: 53
(25 offense, 24 defense, 4 spec.)
Lettermen Lost: 23 (9 offense, 11 defense, 3 spec.)
Starters Returning: 13 (8 offense, 4 defense, 1 spec.)
Starters Lost: 12

Returning Statistical Leaders

RUSHING	Att.	Yds.	Avg.	TD
Cedric Houston	153	779	5.1	6
PASSING	**Comp.**	**Att.**	**Int.**	**Yds.**	**Pct.**	**TD**
Casey Clausen	194	310	7	2,297	62.6	11
RECEIVING	**Rec.**	**Yds.**	**Avg.**	**TD**
Tony Brown	39	477	12.2	1
TACKLES	**Total**	**Solo**	**Asst.**	**Int.**	**Sacks**	**TFL (Yds.)**
Gibril Wilson	82	57	25	0	2.5(-15)	5.5(-19)
Rashad Baker	60	44	16	5	0	0

2002 Results (8-5)

Aug.	31	W	Wyoming (in Nashville)	47-7
Sept.	7	W	MIDDLE TENNESSEE	26-3
	21	L	FLORIDA	30-13
	28	W	RUTGERS	35-14
Oct.	5	W	ARKANSAS	41-38 (6OT)
	12	L	Georgia	18-13
	26	L	ALABAMA	34-14
Nov.	2	W	South Carolina	18-10
	9	L	MIAMI (Fla.)	26-3
	16	W	Mississippi State	35-17
	23	W	Vanderbilt	24-0
	30	W	KENTUCKY	24-0
Dec.	31	L	Maryland (Peach Bowl)	30-3

2003 Schedule

Aug.	30	FRESNO STATE
Sept.	6	MARSHALL
	20	Florida
	27	SOUTH CAROLINA
Oct.	4	Auburn
	11	GEORGIA
	25	Alabama
Nov.	1	DUKE
	8	Miami (Fla.)
	15	MISSISSIPPI STATE
	22	VANDERBILT
	29	Kentucky

Returning Defensive Starters (4)

	Pos.	Ht.	Wt.	Cl.
Robert Peace	LB	6-3	235	Sr.
Rashad Baker	DB	5-11	185	Sr.
Jabari Greer	DB	5-10	175	Sr.
Gibril Wilson	DB	6-1	190	Sr.

Returning Offensive Starters (8)

	Pos.	Ht.	Wt.	Cl.
Michael Munoz	LT	6-6	305	Jr.
Scott Wells	C	6-2	300	Sr.
Anthony Herrera	OG	6-4	305	Sr.
Jason Respert	OG	6-3	305	Jr.
Casey Clausen	QB	6-4	225	Sr.
Tony Brown	WR	6-2	200	Jr.
Cedric Houston	TB	6-0	215	Jr.
Troy Fleming	FB	6-2	230	Sr.

Series Scores

(Tennessee leads series, 66-23-9)

Year	UK Record	UT Record	Site	Score
1893	1-0-0	0-0-0	Knoxville	Kentucky, 56-0
1899	2-0-1	1-2-0	Knoxville	Tennessee, 12-0
1901	1-5-1	2-3-1	Knoxville	Tennessee, 5-0
1906	2-2-0	1-2-0	Lexington	Kentucky, 21-0
1907	4-1-0	5-1-0	Knoxville	Tied, 0-0
1908	1-0-0	2-0-0	Knoxville	Tennessee, 7-0
1909	3-0-0	0-1-1	Lexington	Kentucky, 17-0
1910	6-0-0	2-4-0	Knoxville	Kentucky, 10-0
1911	6-3-0	3-3-2	Lexington	Kentucky, 12-0
1912	5-2-0	4-2-0	Knoxville	Kentucky, 13-6
1913	6-1-0	5-3-0	Lexington	Tennessee, 13-7
1914	5-2-0	8-0-0	Knoxville	Tennessee, 23-6
1915	5-1-1	4-3-0	Lexington	Kentucky, 6-0
1916	4-1-1	8-0-0	Knoxville	Tied, 0-0
1919	2-4-1	3-2-3	Lexington	Kentucky, 13-0
1920	3-3-1	6-2-0	Knoxville	Tennessee, 14-7
1921	4-3-0	6-2-0	Lexington	Tied, 0-0
1922	6-2-0	7-2-0	Knoxville	Tennessee, 14-7
1923	4-2-2	4-4-1	Lexington	Tennessee, 18-0
1924	3-4-0	3-4-0	Knoxville	Kentucky, 27-6
1925	5-3-0	5-1-1	Lexington	Kentucky, 23-20
1926	2-5-1	7-1-0	Knoxville	Tennessee, 6-0
1927	3-5-1	7-0-1	Lexington	Tennessee, 20-0
1928	4-3-0	8-0-0	Knoxville	Tied, 0-0
1929	6-1-0	8-0-0	Lexington	Tied, 6-6
1930	5-2-0	7-1-0	Knoxville	Tennessee, 8-0
1931	4-2-1	8-0-0	Lexington	Tied, 6-6
1932	4-4-0	7-0-1	Knoxville	Tennessee, 26-0
1933	5-4-0	6-2-0	Lexington	Tennessee, 27-0
1934	5-4-0	6-2-0	Knoxville	Tennessee, 19-0
1935	4-4-0	4-4-0	Lexington	Kentucky, 27-0
1936	6-3-0	5-2-1	Knoxville	Tennessee, 7-6
1937	4-4-0	4-3-1	Lexington	Tennessee, 13-0
1938	2-6-0	8-0-0	Knoxville	Tennessee, 46-0
1939	6-1-1	8-0-0	Lexington	Tennessee, 19-0
1940	5-2-2	8-0-0	Knoxville	Tennessee, 33-0
1941	5-3-0	6-2-0	Lexington	Tennessee, 20-7
1942	3-5-1	6-1-1	Knoxville	Tennessee, 26-0
1944	1-0-0	0-0-0	Knoxville	Tennessee, 26-13
1944	3-5-0	6-0-1	Lexington	Tennessee, 21-7
1945	2-7-0	6-1-0	Lexington	Tennessee, 14-0
1946	7-2-0	7-1-0	Knoxville	Tennessee, 7-0
1947	8-2-0	3-5-0	Lexington	Tennessee, 13-6
1948	4-3-1	4-3-1	Knoxville	Tied, 0-0
1949	8-1-0	5-2-1	Lexington	Tennessee, 6-0
1950	10-0-0	8-1-0	Knoxville	Tennessee, 7-0
1951	7-3-0	8-0-0	Lexington	Tennessee, 28-0
1952	5-3-1	7-1-0	Knoxville	Tied, 14-14
1953	6-2-1	5-2-1	Lexington	Kentucky, 27-21
1954	6-3-0	4-4-0	Knoxville	Kentucky, 14-13
1955	5-3-1	5-2-1	Lexington	Kentucky, 23-0
1956	6-3-0	8-0-0	Knoxville	Tennessee, 20-7
1957	2-7-0	6-2-0	Lexington	Kentucky, 20-6
1958	4-4-1	3-5-0	Knoxville	Kentucky, 6-2
1959	3-6-0	5-2-1	Lexington	Kentucky, 20-0
1960	5-4-0	5-2-1	Knoxville	Tied, 10-10
1961	5-4-0	4-4-0	Lexington	Tennessee, 26-16
1962	2-5-2	3-5-0	Knoxville	Kentucky, 12-10
1963	3-5-1	3-5-0	Lexington	Tennessee, 19-0
1964	4-5-0	4-3-1	Knoxville	Kentucky, 12-7
1965	6-3-0	4-1-2	Lexington	Tennessee, 19-3
1966	3-5-1	5-3-0	Knoxville	Tennessee, 28-19
1967	2-7-0	7-1-0	Lexington	Tennessee, 17-7
1968	3-6-0	6-1-1	Knoxville	Tennessee, 24-7
1969	2-7-0	7-1-0	Lexington	Tennessee, 31-26
1970	2-8-0	7-1-0	Knoxville	Tennessee, 45-0
1971	3-7-0	6-2-0	Lexington	Tennessee, 21-7
1972	3-7-0	7-2-0	Knoxville	Tennessee, 17-7
1973	5-5-0	6-3-0	Lexington	Tennessee, 16-14
1974	6-4-0	5-3-1	Knoxville	Tennessee, 24-7
1975	2-7-1	5-4-0	Lexington	Tennessee, 17-13
1976	7-3-0	5-4-0	Knoxville	Kentucky, 7-0
1977	9-1-0	3-6-0	Lexington	Kentucky, 21-17
1978	4-5-1	3-5-1	Knoxville	Tennessee, 29-14
1979	5-5-0	5-4-0	Lexington	Tennessee, 20-17
1980	3-7-0	3-6-0	Knoxville	Tennessee, 45-14
1981	2-8-0	6-3-0	Lexington	Kentucky, 21-10
1982	0-9-1	5-3-1	Knoxville	Tennessee, 28-7
1983	6-3-1	6-3-0	Lexington	Tennessee, 10-0
1984	7-3-0	6-2-1	Knoxville	Kentucky, 17-12
1985	5-5-0	6-1-2	Lexington	Tennessee, 42-0
1986	5-4-1	4-5-0	Knoxville	Tennessee, 28-9
1987	5-5-0	7-2-1	Lexington	Tennessee, 24-22
1988	5-5-0	3-6-0	Knoxville	Tennessee, 28-24
1989	6-4-0	8-1-0	Lexington	Tennessee, 31-10
1990	4-6-0	6-2-2	Knoxville	Tennessee, 42-28
1991	3-7-0	7-2-0	Lexington	Tennessee, 16-7
1992	4-6-0	6-3-0	Knoxville	Tennessee, 34-13
1993	6-4-0	6-2-1	Lexington	Tennessee, 48-0
1994	1-9-0	5-4-0	Knoxville	Tennessee, 52-0
1995	4-6-0	8-1-0	Lexington	Tennessee, 34-31
1996	4-6-0	7-2-0	Knoxville	Tennessee, 56-10
1997	5-5-0	8-1-0	Lexington	Tennessee, 59-31
1998	7-3-0	10-0-0	Knoxville	Tennessee, 59-21
1999	6-4-0	7-2-0	Lexington	Tennessee, 56-21
2000	2-8-0	5-3-0	Knoxville	Tennessee, 59-20
2001	2-7-0	7-1-0	Lexington	Tennessee, 38-35
2002	7-4-0	7-4-0	Knoxville	Tennessee, 24-0

Series Information

First Meeting: 1893, Kentucky 56-0 (Knoxville)
Last Meeting: 2002, Tennessee 24-0 (Knoxville)
Current Streak: Tennessee has won last 18 meetings
at Lexington: Tennessee leads 31-13-3
at Knoxville: Tennessee leads 35-10-6

2003-2004 Bowl Games

Bowl (Site)	Date, Time	Stadium	Conference Affiliations
New Orleans (New Orleans, La.)	Tue. Dec. 16, 6 p.m. CT	Louisiana Superdome	Conference USA, Sun Belt
GMAC (Mobile, Ala.)	Thu. Dec. 18, 7 p.m. CT	Ladd Peebles Stadium	Conference USA, Mid-American
Mazda Tangerine (Orlando, Fla.)	Mon. Dec. 22, 5:30 p.m. ET	Florida Citrus Bowl	ACC, Big 12
Fort Worth (Fort Worth, Tex.)	Tue. Dec. 23, 6:30 p.m. CT	Amon Carter Stadium	Big 12, Conference USA
Las Vegas (Las Vegas, Nev.)	Wed. Dec. 24, 4:30 p.m. PT	Sam Boyd Stadium	Mountaain West, Pac-10
ConAgra Foods Hawaii (Honolulu, Hi.)	Thur. Dec. 25, 8 p.m. ET	Aloha Stadium	Conference USA, WAC
Motor City (Detroit, Mich.)	Fri.. Dec. 26, 5 p.m. ET	Ford Field	Big Ten, MAC
Insight (Phoenix, Ariz.)	Fri. Dec. 26, 5:30 p.m. PT	Bank One Ballpark	Big East, Pac-10
Continental Tire (Charlotte, N.C.)	Sat. Dec. 27, 11 a.m. ET	Ericsson Stadium	ACC, Big East
Alamo (San Antonio, Tex.)	Mon Dec. 29, 8 p.m. CT	Alamodome	Big 12, Big Ten
Houston (Houston, Tex.)	Tue. Dec. 30, 3:30 p.m. CT	Reliant Stadium	Big 12, SEC
Silicon Valley Classic (San Jose, Calif.)	Tue.. Dec. 30, 4:30 p.m. PT	Spartan Stadium	Pac-10, WAC
Pacific Life Holiday San Diego, Calif.)	Tue.. Dec. 30, 5 p.m. PT	Qualcomm Stadium	Big 12, Pac-10
Diamond Walnut San Francisco (San Francisco, Calif.)	Wed.. Dec. 31, 7:30 p.m. PT	Pacific Bell Park	Big East, Mountain West
Gaylord Hotels Music City (Nashville, Tenn.)	Wed.. Dec. 31, 11 a.m. CT)	The Coliseum	Big Ten, SEC
Mainstay Independence (Shreveport, La.)	Wed. Dec. 31, 6:30 p.m. CT	Independence Stadium	Big 12, SEC
Wells Fargo Sun	Wed.. Dec. 31, 1 p.m. CT	Sun Bowl Stadium	Big Ten, Pac-10
AXA Liberty (Memphis, Tenn.)	Wed.. Dec. 31, 2:30 CT	Liberty Bowl	Conference USA, Mountain West
Outback (Tampa, Fla.)	Thu. Jan. 1, 11 ET	Raymond James Stadium	Big Ten, SEC
Toyota Gator (Jacksonville, Fla.)	Thu. Jan. 1, 12:30 ET	Alltel Stadium	ACC, Big East (or Notre Dame)
Capital One (Orlando, Fla.)	Thu. Jan. 1, 1 p.m. ET	Florida Citrus Bowl	Big Ten, SEC
Rose (Pasadena, Calif.)	Thu. Jan. 1, 2 p.m. PT	Rose Bowl	BCS vs. BCS
FedEx Orange (Miami, Fla.)	Thu. Jan. 1, 8:30 p.m. ET	Pro Player Stadium	BCS vs. BCS
SBC Cotton (Dallas, Tex.)	Fri. Jan. 2, 1 p.m. CT	Cotton Bowl	Big 12, SEC
Chick-fil-A Peach (Atlanta, Ga.)	Fri. Jan. 2, 4:30 p.m. ET	Georgia Dome	ACC, SEC
Tostitos Fiesta (Tempe, Ariz.)	Fri. Jan. 2, 5 p.m. PT	Sun Devil Stadium	BCS vs. BCS
Humanitarian (Boise, Id.)	Sat. Jan. 3, 8 p.m. MT	Bronco Stadium	WAC, At-Large
Nokia Sugar (New Orleans, La.)	Sun. Jan. 4, 7 p.m. CT	Louisiana Superdome	National Championship Game

Bowls in bold face have SEC affiliation



More than 40,000 Kentucky fans gave the Outback Bowl its first sellout on Jan. 1, 1999. The game was played in Raymond James Stadium, home of the Tampa Bay Buccaneers.

The 2002 Season in Review



Kentucky opened the 2002 season by winning the Governor's Cup with a 22-17 victory over No. 17-ranked Louisville.

Kentucky 22, No. 17 Louisville 17

Sept. 1, 2002



Strong defense and a ball control offense led the Wildcats to a season-opening 22-17 victory over the Cardinals at Papa John's Stadium.

The UK defense was the story of the game, holding Cardinal Heisman Trophy candidate quarterback Dave Ragone to 14-for-39 and only 193 yards through the air. The Cats constantly harassed Ragone, sacking him three times and picking him off once. UK forced three turnovers and recorded six tackles for loss.

Kentucky jumped out to a 16-0 advantage with 3:58 to go in the first half on touchdowns by Ernest Simms and Artose Pinner, as well as Taylor Begley's first career field goal from 41 yards. U of L came back to take a 17-16 lead in the third quarter, but Begley connected again from 32 yards out to give UK a 19-17 advantage. The UK kicker tacked on his third field goal in the fourth quarter to provide the final score.

The Kentucky offense controlled the ball for 34:32 as Pinner carried the ball 28 times for 87 yards and a score. The Cardinals last real threat to score was thwarted when Mike Williams intercepted a Ragone pass at mid-field with 3:09 left to play.

Scoring Summary

Kentucky	10	6	3	3	—	22
Louisville	0	7	10	0	—	17

UK - Simms 64 pass from Lorenzen (Begley kick) ... 9:11 1st Qtr
UK - Begley 41 FG ... 4:32 1st Qtr
UK - Pinner 8 run (kick blocked) ... 3:58 2nd Qtr
UL - Ghent 2 pass from Ragone (Smith kick) ... 0:18 2nd Qtr
UL - Clark 100 kickoff return (Smith kick) ... 14:43 3rd Qtr
UL - Smith 24 field goal ... 5:51 4th Qtr
UK - Begley 32 field goal ... 1:02 3rd Qtr
UK - Begley 31 field goal ... 4:09 4th Qtr

Team Statistics	Kentucky	Louisville
First Downs	14	16
Rush Attempts/Net Rushing Yards	42/78	24/55
Passing C/A/I	13/27/0	14/39/1
Net Passing Yards	195	193
Offensive Plays	69	63
Total Offense	273	248
Fumbles/Lost	0/0	2/2
Penalties/Yards	12/89	11/91
Punts/Average	7/37.6	6/32.3
Third Down Conversion	6 of 19	5 of 16
Time of Possession	34:32	25:28

Individual Statistics

Rushing

Kentucky - Pinner 28-87-1 TD, Bwenge 3-5, Johnson 1-0, Lorenzen 9-(-12)
Louisville - Ragone 13-47, Gates 8-8, Patterson 3-0

Passing

Kentucky - Lorenzen 13-27-0-195-1 TD
Louisville - Ragone 14-39-1-193-1 TD

Receiving

Kentucky - Abney 4-26, Pinner 3-36, Simms 2-69-1 TD, Cook 1-31, Bernard 1-17, Drobney 1-12, Johnson 1-4
Louisville - Dorsey 3-91, Spillman 2-47, Ghent 3-13-1 TD, Patterson 2-7, Jones 2-6, Russell 1-16, Glenn 1-13, Gates 1-0

Tackles

Kentucky - Cumby 6, Burns 5, Lane 5

Kentucky 77, Texas-El Paso 17

Sept. 7, 2002



Ten different Kentucky players scored touchdowns as the Cats rolled to the 77-17 victory over the Miners.

Freshman Glenn Holt scored his first career TD on a 12-yard pass from Jared Lorenzen, and ran in a second score from 16 yards out. Five different Wildcats scored their first career touchdown in the game: Holt, junior transfer Chris Bernard, senior fullback Mike Kamphake, freshman quarterback Dan Lumley and freshman running back Andrew Hopewell.

Lorenzen threw for five touchdowns, completing 10-of-17 passes for 211 yards. Artose Pinner rushed for 116 yards on 16 carries and freshman Arliss Beach gained 108 yards on nine carries. The game marked the first time UK had two players rush for over 100 yards in the same game since Mark Higgs and Marc Logan did it in 1985.

The 77 Kentucky points were the most scored by a Wildcat team since they scored 83 against North Dakota in 1950. The 60-point margin of victory was also the highest since that same game.

Scoring Summary

Texas-El Paso	3	7	0	7	—	17
Kentucky	14	21	28	14	—	77

UK - Boone 35 pass from Lorenzen (Ruth kick) ... 11:26 1st Qtr
UTEP - Robinson 40 FG ... 8:10 1st Qtr
UK - Pinner 9 run (Ruth kick) ... 1:48 1st Qtr
UK - Holt 12 pass from Lorenzen (Ruth kick) ... 13:14 2nd Qtr
UTEP - Minor 11 pass from Schaper (Robinson kick) ... 10:43 2nd Qtr
UK - Bernard 49 pass from Lorenzen (Ruth kick) ... 9:35 2nd Qtr
UK - Harp 7 pass from Lorenzen (Ruth kick) ... 1:32 2nd Qtr
UK - Abney 68 pass from Lorenzen (Ruth kick) ... 11:56 2nd Qtr
UK - Kamphake 7 run (Hutton kick) ... 10:03 3rd Qtr
UK - Holt 16 run (Hutton kick) ... 5:16 3rd Qtr
UK - Boyd 20 run (Hutton kick) ... 1:11 3rd Qtr
UK - Lumley 1 run (Sucurovic kick) ... 12:26 4th Qtr
UTEP - Gonzales 21 pass from Cruz (Robinson kick) ... 9:38 4th Qtr
UK - A. Hopewell 15 run (Sucurovic kick) ... 6:51 4th Qtr

Team Statistics	Kentucky	Texas-El Paso
First Downs	27	19
Rush Attempts/Net Rushing Yards	44/364	41/220
Passing C/A/I	12/19/0	12/26/0
Net Passing Yards	227	151
Offensive Plays	63	67
Total Offense	591	371
Fumbles/Lost	2/1	2/2
Penalties/Yards	5/40	6/32
Punts/Average	2/53.0	7/30.3
Third Down Conversion	10 of 12	3 of 13
Time of Possession	26:43	33:17

Individual Statistics

Rushing

Kentucky - Pinner 16-116-1 TD, Beach 9-108, Boyd 3-68-1 TD, Bwenge 7-24, A. Hopewell 2-21-1 TD, Holt 1-16-1 TD, Kamphake 2-11-1 TD, Lumley 1-1-1 TD, Sprowles 1-0, Lorenzen 2-(-9)
Texas-El Paso - Austin 14-112, Jackson 10-79, Schaper 11-32, Cleveland 1-3, Cruz 1-3, Smith 1-3, Rodriguez 1-0, team 1-(-2), Minor 1-(-10)

Passing

Kentucky - Lorenzen 10-17-0-211-5 TD, Boyd 1-1-0-10-0 TD, Lumley 1-1-0-6-0 TD
Texas-El Paso - Schaper 10-24-0-118-1 TD, Cruz 2-2-0-33-1 TD

Receiving

Kentucky - Abney 3-80-1 TD, Boone 2-40-1 TD, D. Hopewell 2-16, Bernard 1-49-1 TD, Bwenge 1-18, Holt 1-12-1 TD, Harp 1-7-1 TD, Simms 1-5
Texas-El Paso - Minor 3-69-1 TD, Hunt 3-24, Gonzales 2-33-1 TD, Francies 2-19, Smith 1-4, Cleveland 1-2

Tackles

Kentucky - Cumby 6, M. Williams 5, D. Johnson 5

Kentucky 27, Indiana 17

Sept. 14, 2002



Senior tailback Artose Pinner ran wild as the Wildcats improved their record to 3-0 on the season with a 27-17 victory over the visiting Hoosiers.

Severe thunderstorms and lightning delayed the start of the game 26 minutes and also interrupted the contest in the second quarter with a 32-minute delay.

Despite a wet and muddy field, Pinner set career highs for rushing yards (141), receptions (10) and receiving yards (92). He ended the third quarter by breaking several Indiana tackles on his way to a 55-yard gain, putting him over the 1,000-yard mark for his UK career.

After UK jumped out to an early 14-0 lead, the Hoosiers answered with three consecutive scores to give them a 17-14 advantage. After Pinner's big gain to end the third quarter, Jared Lorenzen found senior tight end Chase Harp in the back of the end zone for a six-yard touchdown and the Cats were back ahead 21-17.

With Indiana looking to score on its final drive, Wildcat senior free safety Quentis Cumby sealed the game when he intercepted a Gibran Hamdan pass and returned it 82 yards for a touchdown. The pick was the first of Cumby's career. The play also marked the first time UK had an interception returned for a score since 1998.

Scoring Summary

Indiana	0	3	14	0	—	17
Kentucky	14	0	0	13	—	27

UK - Boone 12 pass from Lorenzen (Begley kick) ... 7:17 1st Qtr.
UK - Pinner 7 pass from Lorenzen (Begley kick) ... 2:24 1st Qtr.
IU - Robertson 46 FG ... 0:04 2nd Qtr.
IU - Johnson 66 pass from Hamdan (Robertson kick) ... 3:07 3rd Qtr.
IU - Gonzalez 36 interception return (Robertson kick) ... 1:28 3rd Qtr.
UK - Harp 6 pass from Lorenzen (Begley kick) ... 14:54 4th Qtr.
UK - Cumby 82 interception return (kick failed) ... 2:46 4th Qtr.

Team Statistics	Kentucky	Indiana
First Downs	17	21
Rush Attempts/Net Rushing Yards	35/144	43/160
Passing C/A/I	19/32/1	13/38/2
Net Passing Yards	183	234
Offensive Plays	67	81
Total Offense	327	394
Fumbles/Lost	1/0	1/1
Penalties/Yards	10/100	5/109
Punts/Average	8/40.9	5/38.8
Third Down Conversion	3 of 14	4 of 17
Time of Possession	29:12	30:48

Individual Statistics

Rushing

Kentucky - Pinner 25-141, Simms 1-7, Cook 1-6, Kamphake 1-1, Bwenge 2-1, Lorenzen 5-(-12)
Indiana - Washington 32-163, Taylor 2-1, Hamdan 9-(-4)

Passing

Kentucky - Lorenzen 19-32-1-183-3 TD
Indiana - Hamdan 13-38-2-234-1 TD

Receiving

Kentucky - Pinner 10-92-1 TD, Boone 3-40-1 TD, Abney 2-20, Simms 2-19, Holt 1-6, Harp 1-6-1 TD
Indiana - Roby 5-101, Spencer 3-30, Johnson 1-66-1 TD, Taylor 1-14, Halterman 1-12, Washington 1-8, Lewis 1-3

Tackles

Kentucky - Burns 10, D. Johnson 10, Lane 8, Riley 8, Williams 8

Kentucky 44, Middle Tennessee 22

Sept. 21, 2002



In what turned out to be an old-fashined shootout, Kentucky notched its first 4-0 start since 1984 by racking up 510 yards of total offense in a 44-22 win over Middle Tennessee in Commonwealth Stadium.

Tailback Artose Pinner rushed for a career-high 163 yards and three scores and also scored on a reception from quarterback Jared Lorenzen. The performance by Pinner marked the fourth consecutive game he had scored a touchdown and the third game in a row with 100 yards rushing. Lorenzen had his biggest game of the season, completing 22-of-31 passes for 305 yards and three touchdowns.

Pinner capped the game's opening drive with a 13-yard touchdown run to put the Cats up 7-0. The Blue Raiders then fumbled on their first possession and Lorenzen found Derek Abney in the end zone from 33 yards away to make it a 14-0 margin. Taylor Begley connected on a career-long 49-yard field goal and UK led 17-0 at the end of the first quarter. Middle Tennessee cut the deficit to 24-22 before UK finished the game with three unanswered touchdowns, two by Pinner and a 72-yard reception by Aaron Boone, for the final margin.

Scoring Summary

Middle Tennessee	0	16	6	0	—	22
Kentucky	17	7	13	7	—	44

UK - Pinner 13 run (Begley kick) ... 12:10 1st Qtr.
UK - Abney 33 pass from Lorenzen (Begley kick) ... 9:25 1st Qtr.
UK - Begley 49 FG ... 7:33 1st Qtr.
MT - Hicks 1 run (Kelly run) ... 12:06 2nd Qtr.
UK - Pinner 9 run (Begley kick) ... 8:08 2nd Qtr.
MT - Calico 24 pass (Hines run) ... 4:39 2nd Qtr.
MT - Hicks 16 run (kick failed) ... 12:16 3rd Qtr.
UK - Pinner 13 pass from Lorenzen (kick blocked) ... 6:21 3rd Qtr.
UK - Boone 72 pass from Lorenzen (Begley kick) ... 2:01 3rd Qtr.
UK - Pinner 54 run (Begley kick) ... 6:24 4th Qtr.

Team Statistics	Kentucky	Middle Tennessee
First Downs	26	18
Rush Attempts/Net Rushing Yards	39/205	39/220
Passing C/A/I	22/31/1	10/19/0
Net Passing Yards	305	202
Offensive Plays	70	58
Total Offense	510	422
Fumbles/Lost	0/0	3/2
Penalties/Yards	9/65	8/85
Punts/Average	4/41.2	4/47.2
Third Down Conversion	8 of 13	3 of 10
Time of Possession	32:56	27:04

Individual Statistics

Rushing

Kentucky - Pinner 24-163-3 TD, Bwenge 4-15, Boyd 2-12, Cook 1-7, Simms 1-3, Lorenzen 6-3, Kamphake 1-2
Middle Tennessee - Hicks 16-97-2 TD, Wright 2-42, Hines 6-36, Lee 11-33, German 2-14, Calico 1-7, team 1-(-9)

Passing

Kentucky - Lorenzen 22-31-1-305-3 TD
Middle Tennessee - Hines 10-19-0-202-1 TD

Receiving

Kentucky - Boone 6-111-1 TD, Abney 4-78-1 TD, Cook 4-63, Pinner 3-19-1 TD, Bernard 2-19, Harp 2-11, Bwenge 1-4
Middle Tennessee - Youell 5-83, Calico 2-69-1 TD, Lee 2-11, Joyner 1-39

Tackles

Kentucky - Lane 11, Cumby 7, Burns 5, D. Johnson 5, Tatum 5, M. Williams 5

No. 7 Florida 41, Kentucky 34

Sept. 28, 2002



Wide receiver/kick returner Derek Abney became just the seventh player in NCAA history to return both a punt and a kickoff for a touchdown in one game, but the Cats couldn't hold on as they fell 41-34 to Florida in "The Swamp."

The Gators took a 19-0 lead into halftime, but the Cats rebounded with 28 third-quarter points. Quarterback Jared Lorenzen found Abney on a beautiful fade pattern to get the Cats on the board at 19-7. After the Gators scored another touchdown to stretch the lead to 25-7, Abney returned the ensuing kickoff 100 yards. A Dustin Williams blocked punt led to an Artose Pinner one-yard TD plunge, making the score 25-21. After David Johnson recovered a Florida fumble, Lorenzen found a streaking Aaron Boone down the sideline for a 39-yard scoring pass that put UK ahead for the first time at 28-25. Two more Florida touchdowns made the score 39-28 before Abney struck again with a 49-yard punt return to paydirt. Keiwan Ratliff intercepted a Lorenzen toss on the two-point conversion attempt and returned it the length of the field to make the score 41-34. The Cats could not muster another score in the last minutes of the game and lost the heartbreaker by that same score.

Abney finished the game with 242 all-purpose yards and three touchdowns. He was named SEC Special Teams Player of the Week for his effort.

Scoring Summary

Kentucky	0	0	28	6	—	34
Florida	6	13	13	9	—	41

UF - Graham 1 run (kick blocked) ... 2:08 1st Qtr.
UF - Carthon 19 run (pass failed) ... 11:55 2nd Qtr.
UF - Carthon 6 run (Leach kick) ... 2:54 2nd Qtr.
UK - Abney 14 pass from Lorenzen (Begley kick) ... 11:05 3rd Qtr.
UF - Jacobs 4 pass from Grossman (kick blocked) ... 7:21 3rd Qtr.
UK - Abney 100 kickoff return (Begley kick) ... 6:59 3rd Qtr.
UK - Pinner 1 run (Begley kick) ... 3:21 3rd Qtr.
UK - Boone 39 pass from Lorenzen (Begley kick) ... 3:03 3rd Qtr.
UF - Jacobs 35 pass from Grossman (Leach kick) ... 0:18 3rd Qtr.
UF - Ratliff 62 interception return (Leach kick) ... 9:25 4th Qtr.
UK - Abney 49 punt return (pass intercepted) ... 5:24 4th Qtr.
UF - Ratliff defensive PAT interception return ... 5:24 4th Qtr.

Team Statistics	Kentucky	Florida
First Downs	14	30
Rush Attempts/Net Rushing Yards	29/88	46/134
Passing C/A/I	20/32/1	28/43/0
Net Passing Yards	180	375
Offensive Plays	61	89
Total Offense	268	509
Fumbles/Lost	3/1	3/1
Penalties/Yards	10/79	9/66
Punts/Average	8/46.4	7/33.6
Third Down Conversion	1 of 12	5 of 15
Time of Possession	25:18	34:42

Individual Statistics

Rushing

Kentucky - Pinner 20-90-1 TD, Kamphake 1-3, Lorenzen 8-(-5)
Florida - Graham 32-102-1 TD, Carthon 6-49-2 TD, Martin 2-5, Brown 1-(-4), Grossman 4-(-6), Morton 1-(-12)

Passing

Kentucky - Lorenzen 20-32-1-180-2 TD
Florida - Grossman 28-43-0-375-2 TD

Receiving

Kentucky - Pinner 4-21, Abney 3-19-1 TD, Boone 2-40-1 TD, Bernard 2-27, Simms 2-17, Kamphake 2-15, Bwenge 2-4, Cook 1-21, Drobney 1-11, Harp 1-5
Florida - Jacobs 12-183-2 TD, Perez 7-89, Walker 2-50, Jackson 2-26, Carthon 2-13, Kight 1-5, Martin 1-5, Graham 1-4

Tackles

Kentucky - Tatum 10, Cumby 10, D. Johnson 9, Riley 7

South Carolina 16, Kentucky 12

Oct. 12, 2002



UK took a 10-0 advantage into halftime, but couldn't hold on as visiting South Carolina rallied for a 16-12 win.

Sophomore Tommy Cook put the Cats on top 7-0 with his first touchdown catch of the season in the second quarter. Taylor Begley added a 40-yard field goal just before the half to give the Cats a 10-0 lead.

South Carolina scored 16 unanswered points on a field goal and two touchdowns to go ahead 16-10. The Cats drove to the South Carolina six-yard line late in the game but lost the ball on downs. After the Gamecocks took a safety with :33 left on the clock Jared Lorenzen's desperation throw to Cook in the end zone fell incomplete.

Artose Pinner had his fourth 100-yard game of the season and also grabbed eight receptions for 43 yards. Lorenzen was 22-of-37 for 194 yards and a touchdown on the night.

Scoring Summary

Kentucky	0	10	0	2	—	12
South Carolina	0	0	3	13	—	16

UK - Cook 11 pass from Lorenzen (Begley kick) ... 3:14 2nd Qtr.
UK - Begley 40 field goal ... 0:13 2nd Qtr.
SC - Weaver 38 field goal ... 9:44 3rd Qtr.
SC - Sanderson recovered fumble in end zone (Weaver kick) ... 13:07 4th Qtr.
SC - Brewer 6 run (kick failed) ... 7:54 4th Qtr.
UK - Team Safety ... 0:33 4th Qtr.

Team Statistics	Kentucky	USC
First Downs	17	14
Rush Attempts/Net Rushing Yards	34/118	41/138
Passing C/A/I	23/39/1	10/18/1
Net Passing Yards	209	212
Offensive Plays	73	59
Total Offense	327	350
Fumbles/Lost	2/2	2/0
Penalties/Yards	7/55	8/66
Punts/Average	5/46.8	6/39.0
Third Down Conversion	9 of 19	6 of 14
Time of Possession	32:27	27:33

Individual Statistics

Rushing

Kentucky - Pinner 25-117, Holt 1-6, Kamphake 1-3, Abney 1-1, Lorenzen 6-(-9)
South Carolina - Pinnock 8-61, Jenkins 21-49, Ages 1-18, Pinkins 3-5, Irons 2-5, Brewer 2-1-1 TD, team 1-0, Turman 3-(-2), Sanderson 0-1-1 TD

Passing

Kentucky - Lorenzen 22-37-0-194-1 TD, Pakulak 1-1-0-15, Cook 0-1-1-0, team 0-1-0-0
South Carolina - Jenkins 7-15-1-199, Pinkins 3-3-0-13

Receiving

Kentucky - Pinner 8-43, Boone 4-72, Cook 4-37-1 TD, Abney 3-39, Bernard 1-9, Holt 1-4, Simms 1-3, Harp 1-2
South Carolina - Brewer 4-47, Williamson 3-101, Ages 2-58, Pinnock 1-6

Tackles

Kentucky - Lane 8, Grigsby 6, Johnson 6, Riley 6

No. 7 Florida 41, Kentucky 34

Sept. 28, 2002



Wide receiver/kick returner Derek Abney became just the seventh player in NCAA history to return both a punt and a kickoff for a touchdown in one game, but the Cats couldn't hold on as they fell 41-34 to Florida in "The Swamp."

The Gators took a 19-0 lead into halftime, but the Cats rebounded with 28 third-quarter points. Quarterback Jared Lorenzen found Abney on a beautiful fade pattern to get the Cats on the board at 19-7. After the Gators scored another touchdown to stretch the lead to 25-7, Abney returned the ensuing kickoff 100 yards. A Dustin Williams blocked punt led to an Artose Pinner one-yard TD plunge, making the score 25-21. After David Johnson recovered a Florida fumble, Lorenzen found a streaking Aaron Boone down the sideline for a 39-yard scoring pass that put UK ahead for the first time at 28-25. Two more Florida touchdowns made the score 39-28 before Abney struck again with a 49-yard punt return to paydirt. Keiwan Ratliff intercepted a Lorenzen toss on the two-point conversion attempt and returned it the length of the field to make the score 41-34. The Cats could not muster another score in the last minutes of the game and lost the heartbreaker by that same score.

Abney finished the game with 242 all-purpose yards and three touchdowns. He was named SEC Special Teams Player of the Week for his effort.

Scoring Summary

Kentucky	0	0	28	6	—	34
Florida	6	13	13	9	—	41

UF - Graham 1 run (kick blocked) ... 2:08 1st Qtr.
UF - Carthon 19 run (pass failed) ... 11:55 2nd Qtr.
UF - Carthon 6 run (Leach kick) ... 2:54 2nd Qtr.
UK - Abney 14 pass from Lorenzen (Begley kick) ... 11:05 3rd Qtr.
UF - Jacobs 4 pass from Grossman (kick blocked) ... 7:21 3rd Qtr.
UK - Abney 100 kickoff return (Begley kick) ... 6:59 3rd Qtr.
UK - Pinner 1 run (Begley kick) ... 3:21 3rd Qtr.
UK - Boone 39 pass from Lorenzen (Begley kick) ... 3:03 3rd Qtr.
UF - Jacobs 35 pass from Grossman (Leach kick) ... 0:18 3rd Qtr.
UF - Ratliff 62 interception return (Leach kick) ... 9:25 4th Qtr.
UK - Abney 49 punt return (pass intercepted) ... 5:24 4th Qtr.
UF - Ratliff defensive PAT interception return ... 5:24 4th Qtr.

Team Statistics	Kentucky	Florida
First Downs	14	30
Rush Attempts/Net Rushing Yards	29/88	46/134
Passing C/A/I	20/32/1	28/43/0
Net Passing Yards	180	375
Offensive Plays	61	89
Total Offense	268	509
Fumbles/Lost	3/1	3/1
Penalties/Yards	10/79	9/66
Punts/Average	8/46.4	7/33.6
Third Down Conversion	1 of 12	5 of 15
Time of Possession	25:18	34:42

Individual Statistics

Rushing

Kentucky - Pinner 20-90-1 TD, Kamphake 1-3, Lorenzen 8-(-5)
Florida - Graham 32-102-1 TD, Carthon 6-49-2 TD, Martin 2-5, Brown 1-(-4), Grossman 4-(-6), Morton 1-(-12)

Passing

Kentucky - Lorenzen 20-32-1-180-2 TD
Florida - Grossman 28-43-0-375-2 TD

Receiving

Kentucky - Pinner 4-21, Abney 3-19-1 TD, Boone 2-40-1 TD, Bernard 2-27, Simms 2-17, Kamphake 2-15, Bwenge 2-4, Cook 1-21, Drobney 1-11, Harp 1-5
Florida - Jacobs 12-183-2 TD, Perez 7-89, Walker 2-50, Jackson 2-26, Carthon 2-13, Kight 1-5, Martin 1-5, Graham 1-4

Tackles

Kentucky - Tatum 10, Cumby 10, D. Johnson 9, Riley 7

South Carolina 16, Kentucky 12

Oct. 12, 2002



UK took a 10-0 advantage into halftime, but couldn't hold on as visiting South Carolina rallied for a 16-12 win.

Sophomore Tommy Cook put the Cats on top 7-0 with his first touchdown catch of the season in the second quarter. Taylor Begley added a 40-yard field goal just before the half to give the Cats a 10-0 lead.

South Carolina scored 16 unanswered points on a field goal and two touchdowns to go ahead 16-10. The Cats drove to the South Carolina six-yard line late in the game but lost the ball on downs. After the Gamecocks took a safety with :33 left on the clock Jared Lorenzen's desperation throw to Cook in the end zone fell incomplete.

Artose Pinner had his fourth 100-yard game of the season and also grabbed eight receptions for 43 yards. Lorenzen was 22-of-37 for 194 yards and a touchdown on the night.

Scoring Summary

Kentucky	0	10	0	2	—	12
South Carolina	0	0	3	13	—	16

UK - Cook 11 pass from Lorenzen (Begley kick) ... 3:14 2nd Qtr.
UK - Begley 40 field goal ... 0:13 2nd Qtr.
SC - Weaver 38 field goal ... 9:44 3rd Qtr.
SC - Sanderson recovered fumble in end zone (Weaver kick) ... 13:07 4th Qtr.
SC - Brewer 6 run (kick failed) ... 7:54 4th Qtr.
UK - Team Safety ... 0:33 4th Qtr.

Team Statistics	Kentucky	USC
First Downs	17	14
Rush Attempts/Net Rushing Yards	34/118	41/138
Passing C/A/I	23/39/1	10/18/1
Net Passing Yards	209	212
Offensive Plays	73	59
Total Offense	327	350
Fumbles/Lost	2/2	2/0
Penalties/Yards	7/55	8/66
Punts/Average	5/46.8	6/39.0
Third Down Conversion	9 of 19	6 of 14
Time of Possession	32:27	27:33

Individual Statistics

Rushing

Kentucky - Pinner 25-117, Holt 1-6, Kamphake 1-3, Abney 1-1, Lorenzen 6-(-9)
South Carolina - Pinnock 8-61, Jenkins 21-49, Ages 1-18, Pinkins 3-5, Irons 2-5, Brewer 2-1-1 TD, team 1-0, Turman 3-(-2), Sanderson 0-1-1 TD

Passing

Kentucky - Lorenzen 22-37-0-194-1 TD, Pakulak 1-1-0-15, Cook 0-1-1-0, team 0-1-0-0
South Carolina - Jenkins 7-15-1-199, Pinkins 3-3-0-13

Receiving

Kentucky - Pinner 8-43, Boone 4-72, Cook 4-37-1 TD, Abney 3-39, Bernard 1-9, Holt 1-4, Simms 1-3, Harp 1-2
South Carolina - Brewer 4-47, Williamson 3-101, Ages 2-58, Pinnock 1-6

Tackles

Kentucky - Lane 8, Grigsby 6, Johnson 6, Riley 6

Kentucky 29, Arkansas 17

Oct. 19, 2002



Big plays early in the third quarter led the Cats to a 29-17 victory on the road over the host Razorbacks. Leading 10-9 at halftime, turnovers cost Arkansas in the second half as Kentucky took advantage of Razorback mistakes to win the contest.

Sophomore outside safety Mike Williams intercepted a Matt Jones pass on the first play of the second half and Artose Pinner found the end zone from 12 yards out on the next play to put Kentucky on top to stay. After the UK defense stymied Arkansas on its next possession, Derek Abney returned a punt 86 yards for a touchdown, his second punt return for a TD on the season, to make the lead 22-10. The Razorbacks came back with a touchdown of their own to cut the UK lead to 22-17, but a muffed punt return led to an Aaron Boone touchdown reception from Jared Lorenzen to stretch the score to 29-17. Neither team managed to score in the fourth quarter.

Boone was the star for the Wildcat offense in the game. The senior wide receiver grabbed seven receptions for 102 yards and a touchdown. Lorenzen was sharp, completing 19-of-31 passes for 253 yards and two touchdowns, with no interceptions. Senior strong safety David Johnson was big for the Cats, recording 11 tackles, including 4.5 for loss, a quarterback sack, and a pass breakup.

Scoring Summary

Kentucky	3	6	20	0	—	29
Arkansas	7	3	7	0	—	17

UK - Begley 49 FG ... 11:36 1st Qtr.
AR - Pierce 34 run (Carlton kick) ... 7:49 1st Qtr.
AR - Carlton 26 FG ... 14:57 2nd Qtr.
UK - Cook 4 pass from Lorenzen (kick blocked) ... 1:15 2nd Qtr.
UK - Pinner 12 run (Begley kick) ... 14:37 3rd Qtr.
UK - Abney 86 punt return (kick failed) ... 11:17 3rd Qtr.
AR - Howard 1 run (Carlton kick) ... 8:03 3rd Qtr.
UK - Boone 18 pass from Lorenzen (Begley kick) ... 3:56 3rd Qtr.

Team Statistics	Kentucky	Arkansas
First Downs	18	26
Rush Attempts/Net Rushing Yards	2/79	54/293
Passing C/A/I	19/31/0	17/30/1
Net Passing Yards	253	222
Offensive Plays	63	84
Total Offense	332	515
Fumbles/Lost	4/2	4/1
Penalties/Yards	7/60	7/60
Punts/Average	5/42.8	2/47.0
Third Down Conversion	7 of 14	3 of 13
Time of Possession	29:03	30:57

Individual Statistics

Rushing

Kentucky - Pinner 26-67-1 TD, Boyd 2-11, Lorenzen 4-0, Harp 0-1
Arkansas - Talley 24-182, Jones 13-52, Pierce 4-42-1 TD, Howard 9-13-1 TD, Jackson 4-4

Passing

Kentucky - Lorenzen 19-31-0-253-2 TD
Arkansas - Jones 15-25-1-210, Jackson 2-4-0-12, Team 0-1-0-0

Receiving

Kentucky - Boone 7-102-1 TD, Abney 4-70, Cook 3-25-1 TD, Simms 2-46, Bernard 1-7, Pinner 1-5, Kamphake 1-(-2)
Arkansas - Wilson 6-82, Birmingham 5-60, Smith 2-29, Hicks 1-14, Poole 1-14, Crowder 1-14, Peters 1-9

Tackles

Kentucky - Johnson 11, Riley 7, Grigsby 7, Cumby 7, Burns 7

No. 5 Georgia 52, Kentucky 24

Oct. 26, 2002



In a story of two games, UK took a 24-21 advantage into halftime, but was outscored 31-0 by Georgia in the second half. The Georgia offense amassed 529 total yards on the day as the visiting Bulldogs defeated the Cats 52-24.

Kentucky got on the board first when senior tailback Artose Pinner busted a 33-yard touchdown run early in the first quarter. After Georgia answered with a touchdown, Aaron Boone made a spectacular diving catch in the end zone for a 24-yard touchdown reception from Jared Lorenzen. Georgia answered again with a passing touchdown to knot the score at 14. Taylor Begley's 24-yard field goal with 10 seconds remaining in the first quarter gave UK a 17-14 lead. Lorenzen went on to connect with Derek Abney on a 60-yard scoring strike to give the Cats a 24-21 halftime advantage.

The Bulldogs scored 31 unanswered points in the second half en route to their eighth consecutive victory to start the season. Georgia quarterbacks David Greene and D.J. Shockley combined for 357 passing yards and six touchdowns. Terrence Edwards caught five passes for 127 yards and three TDs.

Pinner, the SEC's leading rusher, racked up 111 yards on the ground on 19 carries. Abney had four receptions for 99 yards and a TD, while Boone grabbed five catches for 88 yards and a score.

Scoring Summary

Georgia	14	7	21	10	—	52
Kentucky	17	7	0	0	—	24

UK - Pinner 33 run (Begley kick) ... 12:37 1st Qtr.
UG - Gary 25 pass from Greene (Bennett kick) ... 10:18 1st Qtr.
UK - Boone 24 pass from Lorenzen (Begley kick) ... 8:53 1st Qtr.
UG - Watson 15 pass from Shockley (Bennett kick) ... 4:24 1st Qtr.
UK - Begley 24 field goal ... 0:10 1st Qtr.
UG - Edwards 12 pass from Greene (Bennett kick) ... 13:34 2nd Qtr.
UK - Abney 60 pass from Lorenzen (Begley kick) ... 6:21 2nd Qtr.
UG - Edwards 41 pass from Greene (Bennett kick) ... 12:28 3rd Qtr.
UG - Edwards 12 pass from Greene (Bennett kick) ... 10:25 3rd Qtr.
UG - Gary 8 pass from Shockley (Bennett kick) ... 2:25 3rd Qtr.
UG - Bennett 26 field goal ... 9:17 4th Qtr.
UG - Powell 1 run (Bennett kick) ... 0:56 4th Qtr.

Team Statistics	Kentucky	Georgia
First Downs	19	33
Rush Attempts/Net Rushing Yards	30/130	40/172
Passing C/A/I	15/31/0	27/47/1
Net Passing Yards	242	357
Offensive Plays	61	87
Total Offense	372	529
Fumbles/Lost	0/0	1/0
Penalties/Yards	10/77	6/62
Punts/Average	8/39.5	4/45.2
Third Down Conversion	2 of 12	12 of 20
Time of Possession	26:00	34:00

Individual Statistics

Rushing

Kentucky - Pinner 19-111-1 TD, Boyd 2-36, Bwenge 1-(-4), Lorenzen 8-(-13)
Georgia - Milton 18-78, Shockley 6-38, Powell 7-23-1 TD, Wall 3-16, Greene 5-11, Browning 1-6

Passing

Kentucky - Lorenzen 13-27-0-208-2 TD, Boyd 2-4-0-34
Georgia - Greene 16-32-0-251-4 TD, Shockley 10-14-1-102-2 TD, Edwards 1-1-0-4

Receiving

Kentucky - Boone 5-88-1 TD, Abney 4-99-1 TD, Cook 2-24, Harp 2-23, Gaffron 1-6, Kamphake 1-2
Georgia - Watson 7-77-1 TD, Gary 6-62-2 TD, Edwards 5-127-3 TD, Brown 5-52, Wall 1-13, Johnson 1-13, Browning 1-9, Shockley 1-4

Tackles

Kentucky - M. Williams 9, Riley 8, Johnson 6, Burns 6

Kentucky 29, Arkansas 17

Oct. 19, 2002

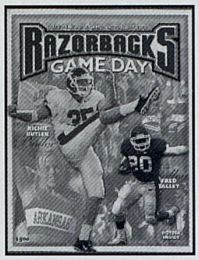

Big plays early in the third quarter led the Cats to a 29-17 victory on the road over the host Razorbacks. Leading 10-9 at halftime, turnovers cost Arkansas in the second half as Kentucky took advantage of Razorback mistakes to win the contest.

Sophomore outside safety Mike Williams intercepted a Matt Jones pass on the first play of the second half and Artose Pinner found the end zone from 12 yards out on the next play to put Kentucky on top to stay. After the UK defense stymied Arkansas on its next possession, Derek Abney returned a punt 86 yards for a touchdown, his second punt return for a TD on the season, to make the lead 22-10. The Razorbacks came back with a touchdown of their own to cut the UK lead to 22-17, but a muffed punt return led to an Aaron Boone touchdown reception from Jared Lorenzen to stretch the score to 29-17. Neither team managed to score in the fourth quarter.

Boone was the star for the Wildcat offense in the game. The senior wide receiver grabbed seven receptions for 102 yards and a touchdown. Lorenzen was sharp, completing 19-of-31 passes for 253 yards and two touchdowns, with no interceptions. Senior strong safety David Johnson was big for the Cats, recording 11 tackles, including 4.5 for loss, a quarterback sack, and a pass breakup.

Scoring Summary

Kentucky	3	6	20	0	—	29
Arkansas	7	3	7	0	—	17

UK - Begley 49 FG ... 11:36 1st Qtr.
AR - Pierce 34 run (Carlton kick) ... 7:49 1st Qtr.
AR - Carlton 26 FG ... 14:57 2nd Qtr.
UK - Cook 4 pass from Lorenzen (kick blocked) ... 1:15 2nd Qtr.
UK - Pinner 12 run (Begley kick) ... 14:37 3rd Qtr.
UK - Abney 86 punt return (kick failed) ... 11:17 3rd Qtr.
AR - Howard 1 run (Carlton kick) ... 8:03 3rd Qtr.
UK - Boone 18 pass from Lorenzen (Begley kick) ... 3:56 3rd Qtr.

Team Statistics	Kentucky	Arkansas
First Downs	18	26
Rush Attempts/Net Rushing Yards	2/79	54/293
Passing C/A/I	19/31/0	17/30/1
Net Passing Yards	253	222
Offensive Plays	63	84
Total Offense	332	515
Fumbles/Lost	4/2	4/1
Penalties/Yards	7/60	7/60
Punts/Average	5/42.8	2/47.0
Third Down Conversion	7 of 14	3 of 13
Time of Possession	29:03	30:57

Individual Statistics

Rushing

Kentucky - Pinner 26-67-1 TD, Boyd 2-11, Lorenzen 4-0, Harp 0-1
Arkansas - Talley 24-182, Jones 13-52, Pierce 4-42-1 TD, Howard 9-13-1 TD, Jackson 4-4

Passing

Kentucky - Lorenzen 19-31-0-253-2 TD
Arkansas - Jones 15-25-1-210, Jackson 2-4-0-12, Team 0-1-0-0

Receiving

Kentucky - Boone 7-102-1 TD, Abney 4-70, Cook 3-25-1 TD, Simms 2-46, Bernard 1-7, Pinner 1-5, Kamphake 1-(-2)
Arkansas - Wilson 6-82, Birmingham 5-60, Smith 2-29, Hicks 1-14, Poole 1-14, Crowder 1-14, Peters 1-9

Tackles

Kentucky - Johnson 11, Riley 7, Grigsby 7, Cumby 7, Burns 7

No. 5 Georgia 52, Kentucky 24

Oct. 26, 2002



In a story of two games, UK took a 24-21 advantage into halftime, but was outscored 31-0 by Georgia in the second half. The Georgia offense amassed 529 total yards on the day as the visiting Bulldogs defeated the Cats 52-24.

Kentucky got on the board first when senior tailback Artose Pinner busted a 33-yard touchdown run early in the first quarter. After Georgia answered with a touchdown, Aaron Boone made a spectacular diving catch in the end zone for a 24-yard touchdown reception from Jared Lorenzen. Georgia answered again with a passing touchdown to knot the score at 14. Taylor Begley's 24-yard field goal with 10 seconds remaining in the first quarter gave UK a 17-14 lead. Lorenzen went on to connect with Derek Abney on a 60-yard scoring strike to give the Cats a 24-21 halftime advantage.

The Bulldogs scored 31 unanswered points in the second half en route to their eighth consecutive victory to start the season. Georgia quarterbacks David Greene and D.J. Shockley combined for 357 passing yards and six touchdowns. Terrence Edwards caught five passes for 127 yards and three TDs.

Pinner, the SEC's leading rusher, racked up 111 yards on the ground on 19 carries. Abney had four receptions for 99 yards and a TD, while Boone grabbed five catches for 88 yards and a score.

Scoring Summary

Georgia	14	7	21	10	—	52
Kentucky	17	7	0	0	—	24

UK - Pinner 33 run (Begley kick) ... 12:37 1st Qtr.
UG - Gary 25 pass from Greene (Bennett kick) ... 10:18 1st Qtr.
UK - Boone 24 pass from Lorenzen (Begley kick) ... 8:53 1st Qtr.
UG - Watson 15 pass from Shockley (Bennett kick) ... 4:24 1st Qtr.
UK - Begley 24 field goal ... 0:10 1st Qtr.
UG - Edwards 12 pass from Greene (Bennett kick) ... 13:34 2nd Qtr.
UK - Abney 60 pass from Lorenzen (Begley kick) ... 6:21 2nd Qtr.
UG - Edwards 41 pass from Greene (Bennett kick) ... 12:28 3rd Qtr.
UG - Edwards 12 pass from Greene (Bennett kick) ... 10:25 3rd Qtr.
UG - Gary 8 pass from Shockley (Bennett kick) ... 2:25 3rd Qtr.
UG - Bennett 26 field goal ... 9:17 4th Qtr.
UG - Powell 1 run (Bennett kick) ... 0:56 4th Qtr.

Team Statistics	Kentucky	Georgia
First Downs	19	33
Rush Attempts/Net Rushing Yards	30/130	40/172
Passing C/A/I	15/31/0	27/47/1
Net Passing Yards	242	357
Offensive Plays	61	87
Total Offense	372	529
Fumbles/Lost	0/0	1/0
Penalties/Yards	10/77	6/62
Punts/Average	8/39.5	4/45.2
Third Down Conversion	2 of 12	12 of 20
Time of Possession	26:00	34:00

Individual Statistics

Rushing

Kentucky - Pinner 19-111-1 TD, Boyd 2-36, Bwenge 1-(-4), Lorenzen 8-(-13)
Georgia - Milton 18-78, Shockley 6-38, Powell 7-23-1 TD, Wall 3-16, Greene 5-11, Browning 1-6

Passing

Kentucky - Lorenzen 13-27-0-208-2 TD, Boyd 2-4-0-34
Georgia - Greene 16-32-0-251-4 TD, Shockley 10-14-1-102-2 TD, Edwards 1-1-0-4

Receiving

Kentucky - Boone 5-88-1 TD, Abney 4-99-1 TD, Cook 2-24, Harp 2-23, Gaffron 1-6, Kamphake 1-2
Georgia - Watson 7-77-1 TD, Gary 6-62-2 TD, Edwards 5-127-3 TD, Brown 5-52, Wall 1-13, Johnson 1-13, Browning 1-9, Shockley 1-4

Tackles

Kentucky - M. Williams 9, Riley 8, Johnson 6, Burns 6

Kentucky 45, Mississippi State 24

Nov. 2, 2002



The visiting Wildcats trailed 17-16 at halftime, but junior Derek Abney stole the show in the third quarter as he returned two punts for touchdowns, sparking Kentucky to a 45-24 win in Starkville.

After a lackluster first half, an emotional halftime speech by Coach Guy Morriss re-energized the Wildcats. A fired-up defense stopped MSU on its first possession and UK took the lead for good when Abney returned the punt 69 yards for a touchdown. Another three-and-out was followed by a 50-yard UK scoring drive, capped by Artose Pinner's one-yard TD run. Yet another defensive stop yielded points when Abney zipped 52 yards for a punt return TD.

The defense continued its inspired play in the fourth quarter as defensive end Vincent "Sweet Pea" Burns sacked the quarterback for a safety and cornerback Derrick Tatum had a 53-yard interception return for a TD.

UK's defense forced five Bulldog turnovers, blocked a punt and stopped a fake punt.

Abney's great game broke or tied three NCAA records, five SEC records and seven school records. He finished the game with 225 all-purpose yards. Pinner rushed for over 100 yards for the sixth time on the season and scored a touchdown in the eighth of nine games. QB Jared Lorenzen continued a school-record string of 122 passes without an interception.

Scoring Summary

Kentucky	10	6	21	8	—	45
Mississippi St.	0	17	0	7	—	24

UK - Boone 4 pass from Lorenzen (Begley kick) ... 2:40 1st Qtr.
UK - Begley 38 field goal ... 0:00 1st Qtr.
MS - Grindle 9 pass from Fant (Smith kick) ... 11:27 2nd Qtr.
MS - Grindle 91 pass from Fant (Smith kick) ... 9:13 2nd Qtr.
UK - Cook 8 run (run failed) ... 1:26 2nd Qtr.
MS - Smith 47 field goal ... 0:07 2nd Qtr.
UK - Abney 69 punt return (Begley kick) ... 12:37 3rd Qtr.
UK - Pinner 1 run (Begley kick) ... 8:27 3rd Qtr.
UK - Abney 52 punt return (Begley kick) ... 7:15 3rd Qtr.
MS - Jones 2 pass from Fant (Smith kick) ... 9:52 4th Qtr.
UK - Team Safety ... 7:09 4th Qtr.
UK - Tatum 53 interception return (Begley kick) ... 4:56 4th Qtr.

Team Statistics	Kentucky	Mississippi St.
First Downs	14	17
Rush Attempts/Net Rushing Yards	41/105	43/230
Passing C/A/I	12/26/0	9/34/4
Net Passing Yards	161	162
Offensive Plays	67	77
Total Offense	266	392
Fumbles/Lost	0/0	2/1
Penalties/Yards	12/92	6/51
Punts/Average	7/49.9	6/27.0
Third Down Conversion	6 of 17	6 of 17
Time of Possession	29:13	30:47

Individual Statistics

Rushing

Kentucky - Pinner 31-104-1 TD, Cook 1-8-1 TD, Abney 1-1, Beach 6-0, Lorenzen 2-(-8)
Mississippi St. - Norwood 15-138, Jenkins 1-34, Reid 10-34, Griffith 1-29, Grindle 1-8, Walker 8-8, Wonsley 1-4, Jones 1-(-2), Fant 5-(-23)

Passing

Kentucky - Lorenzen 10-22-0-141-1 TD, Boyd 2-4-0-20
Mississippi St. - Fant 9-30-3-162-3 TD, York 0-3-1-0, Wallis 0-1-0-0

Receiving

Kentucky - Bernard 3-37, Cook 2-48, Abney 2-34, Boone 2-28-1 TD, Pinner 2-5, Holt 1-9
Mississippi St. - Grindle 3-108-2 TD, Griffith 1-16, Bivines 1-15, Reid 1-9, Jenkins 1-8, Lee 1-4, Jones 1-2-1 TD

Tackles

Kentucky - Riley 8, Lane 8, Robertson 6, Tatum 6, Johnson 6, Burns 6

No. 17 LSU 33, Kentucky 30

Nov. 9, 2002



The Cats dropped a heartbreaker to the visiting Tigers as LSU quarterback Marcus Randall connected with wide receiver Devery Henderson on a 75-yard "Hail Mary" on the game's final play to stun UK, 33-30.

UK took an early 7-0 lead when senior wide receiver Aaron Boone made a spectacular diving grab in the end zone on a pass from quarterback Jared Lorenzen. LSU went up 21-7 on two TD catches by Henderson and a 63-yard scoring run from Joseph Addai. Lorenzen led the Cats back with three more TD passes, including two more to Boone, and the game was tied at 27. Taylor Begley's 29-yard field goal seemed to clinch the game for Kentucky, but Randall's long pass as time expired made its way through several defenders and wound up in Henderson's hands for the shocking finish.

Artose Pinner was again impressive for UK. The senior tailback became the fifth Wildcat to rush for more than 1,000 yards in a season as he ran for 143 yards on 27 carries. Boone had three catches, all for touchdowns, for 112 yards on the afternoon. Lorenzen completed 12-of-26 passes for 210 yards and four scores.

Scoring Summary

LSU	0	14	7	12	—	33
Kentucky	7	0	7	16	—	30

UK - Boone 43 pass from Lorenzen (Begley kick) ... 6:19 1st Qtr.
LSU - Henderson 70 pass from Randall (Corbello kick) ... 12:33 2nd Qtr.
LSU - Henderson 30 pass from Randall (Corbello kick) ... 00:05 2nd Qtr.
LSU - Addai 63 run (Corbello kick) ... 13:17 3rd Qtr.
UK - Harp 3 pass from Lorenzen (Begley kick) ... 3:43 3rd Qtr.
LSU - Corbello 49 FG ... 14:12 4th Qtr.
UK - Boone 25 pass from Lorenzen (pass failed) ... 10:05 4th Qtr.
LSU - Corbello 19 FG ... 6:02 4th Qtr.
UK - Boone 44 pass from Lorenzen (Begley kick) ... 2:24 4th Qtr.
UK - Begley 29 FG ... 00:11 4th Qtr.
LSU - Henderson 75 pass from Randall ... 00:00 4th Qtr.

Team Statistics	Kentucky	Louisiana St.
First Downs	21	18
Rush Attempts/Net Rushing Yards	5/154	42/213
Passing C/A/I	14/29/0	10/23/0
Net Passing Yards	221	264
Offensive Plays	64	65
Total Offense	375	477
Fumbles/Lost	3/2	1/0
Penalties/Yards	5/49	13/104
Punts/Average	6/45.8	7/43.6
Third Down Conversion	5 of 12	6 of 16
Time of Possession	27:05	32:55

Individual Statistics

Rushing

Kentucky - Pinner 27-143, Lorenzen 4-11, Boone 1-3, team 1-0, Boyd 2-(-3)
LSU - Addai 9-91-1 TD, Davis 20-76, Randall 10-36, Henderson 3-10

Passing

Kentucky - Lorenzen 12-26-0-210-4 TD, Boyd 2-3-0-11
LSU - Randall 10-23-0-264-3 TD

Receiving

Kentucky - Abney 5-60, Boone 3-112-3 TD, Cook 3-9, Harp 2-22-1 TD, Pinner 1-18
LSU - Henderson 5-201-3 TD, Clayton 4-54, Davis 1-9

Tackles

Kentucky - Cumby 11, Riley 11, Lane 7

Kentucky 41, Vanderbilt 21

Nov. 16, 2002



The Cats ushered out their 20 seniors in grand fashion on Senior Day with a 41-21 victory over the visiting Commodores. Senior tailback Artose Pinner ran for a career-high 224 yards and four touchdowns in his final game before the home crowd. The game was his eighth 100-yard rushing performance of the season, breaking the school single-season record.

UK was dominant in the first half, leading 28-14 at intermission. Pinner got Kentucky on the board early with a 23-yard scoring run. Vanderbilt answered with a touchdown to tie the game at seven, but junior Derek Abney returned the ensuing kickoff 95 yards for a TD. The return was Abney's sixth kick return (four punts, two kickoffs) of the season, setting an NCAA single-season record. Pinner found the end zone twice more in the half and UK held the halftime advantage.

A sluggish third quarter allowed Vandy to get back in the game before the Cats iced it in the fourth. Leading 28-21, UK scored twice in the last 16 seconds of the game for the 41-21 victory. Pinner scored from one yard out to make it 35-21 and senior defensive end Otis Grigsby recovered a Vandy fumble in the end zone on the game's final play.

The win marked the 100th victory for Kentucky in Commonwealth Stadium and gave Kentucky seven wins for the first time since the 1998 season and for just the second time since 1984.

Scoring Summary

Kentucky	21	7	0	13	—	41
Vanderbilt	7	7	7	0	—	21

UK - Pinner 23 run (Begley kick) ... 12:46 1st Qtr.
VU - Simone 38 pass from Cutler (Johnson kick) ... 4:08 1st Qtr.
UK - Abney 95 kickoff return (Begley kick) ... 3:45 1st Qtr.
UK - Pinner 2 run (Begley kick) ... 2:17 1st Qtr.
UK - Pinner 16 run (Begley kick) ... 10:39 2nd Qtr.
VU - Stricker 19 pass from Cutler (Johnson kick) ... 00:11 2nd Qtr.
VU - Cutler 1 run (Johnson kick) ... 00:51 3rd Qtr.
UK - Pinner 1 run (Begley kick) ... 00:16 4th Qtr.
UK - Grigsby fumble recovery in end zone ... 00:00 4th Qtr.

Team Statistics	Kentucky	Vanderbilt
First Downs	18	16
Rush Attempts/Net Rushing Yards	40/228	40/102
Passing C/A/I	14/23/2	11/26/0
Net Passing Yards	128	176
Offensive Plays	63	66
Total Offense	356	278
Fumbles/Lost	1/0	2/2
Penalties/Yards	6/54	4/29
Punts/Average	5/47.8	9/40.1
Third Down Conversion	4 of 11	5 of 16
Time of Possession	28:41	31:19

Individual Statistics

Rushing

Kentucky - Pinner 31-224-4 TD, Cook 1-12, Bwenge 1-6, Abney 1-3, Kamphake 1-1, Lorenzen 3-(-6)
Vanderbilt - Doster 22-111, Tant 3-8, Bourque 1-7, Cola 1-2, Cutler 12-(-6)-1 TD

Passing

Kentucky - Lorenzen 14-23-2-128
Vanderbilt - Cutler 11-26-0-176-2

Receiving

Kentucky - Abney 4-31, Pinner 4-25, Boone 2-28, Bernard 2-26, Cook 1-12, Simms 1-6
Vanderbilt - Stricker 6-96-1 TD, Garrett 3-39, Simone 1-38-1 TD, Bourque 1-3

Tackles

Kentucky - Grigsby 9, Cumby 6, Riley 6, Lane 5, Moore 5

Tennessee 24, Kentucky 0

Nov. 30, 2002



Tennessee jumped out to an early lead and an efficient defense made it stand up as the Volunteers defeated Kentucky, 24-0, in Neyland Stadium.

After punting on the opening series, Tennessee scored three consecutive touchdowns for a 21-0 lead. Quarterback Casey Clausen connected with Derrick Tinsley on a pair of touchdown passes and Jabari Davis added a TD run.

Meanwhile, the Volunteer defense limited UK to a season-low 172 yards. The Wildcats mustered two early scoring chances. UK's most significant offensive march came on its initial drive. The Cats drove to the UT nine-yard line, but after a delay of game penalty, a missed 32-yard field goal ended the Kentucky threat. Two possessions later, Kentucky drove to the UT 21-yard line but lost a fumble. The Wildcat offense continued its struggles in the second half as Tennessee breezed to the victory.

A trio of Wildcats represented Kentucky's bright spot on the afternoon. Both appearing in their final games at Kentucky, safety Quentus Cumby recorded 10 tackles and defensive end Otis Grigsby made eight tackles and one sack. Punter Glenn Pakulak closed his magnificent career with a 47.3-yard average, including a career-long 71-yard punt.

Scoring Summary

Kentucky	0	0	0	0	-	0
Tennessee	7	14	0	3	-	24

UT – Tinsley 18 pass from Clausen (Walls kick) … 2:47 1st Qtr.
UT – Davis 1 run (Walls kick) … 9:03 2nd Qtr
UT – Tinsley 35 pass from Clausen (Walls kick) … 4:15 2nd Qtr.
UT – Walls 42 FG … 11:50 4th Qtr.

Team Statistics	Kentucky	Tennessee
First Downs	11	21
Rush Attempts/Net Rushing Yards	29/89	42/155
Passing C/A/I	12/30/0	13/26/0
Net Passing Yards	83	175
Offensive Plays	59	68
Total Offense	172	330
Fumbles/Lost	1/1	0/0
Penalties/Yards	13/76	4/30
Punts/Average	6/47.3	5/38.2
Third Down Conversion	2 of 14	7 of 16
Time of Possession	26:38	33:22

Individual Statistics

Rushing

Kentucky – Pinner 11-51, Bwenge 10-34, Kamphake 1-6, Beach 1-3, Lorenzen 3-1, Boyd 1-0, team 1- (-2), Cook 1-(-4)
Tennessee – Tinsley 8-48, Davis 9-41-1 TD, Houston 14-41, Scott 1-14, Clausen 4-7, Banks 3-2, Fleming 1-2, Williams 2-0

Passing

Kentucky – Lorenzen 9-23-0-59, Boyd 3-7-0-24
Tennessee – Clausen 13-26-0-175-2 TD

Receiving

Kentucky – Boone 5-45, Abney 2-13, Harp 1-10, Bernard 1-6, Cook 1-6, Bwenge 1-3, Pinner 1-0
Tennessee – Tinsley 4-72-2 TD, Jones 2-38, Houston 2-27, Brown 2-20, Witten 1-18, Scott 1-5, Fleming 1-(-5)

Tackles

Kentucky – Cumby 10, Grigsby 8, Burns 6, Lane

2002 Kentucky Statistics

Record	Overall	Home	Away	Neutral
ALL GAMES	7-5-0	4-3-0	3-2-0	0-0-0
CONFERENCE	3-5-0	1-3-0	2-2-0	0-0-0
NON-CONFERENCE	4-0-0	3-0-0	1-0-0	0-0-0

Date	Opponent	W/L	Score	Attendance
Sep 01, 2002	at Louisville	W	22-17	42660
Sep 07, 2002	TEXAS-EL PASO	W	77-17	59213
Sep 14, 2002	INDIANA	W	27-17	70347
Sep 21, 2002	MIDDLE TENNESSEE	W	44-22	60584
*Sep 28, 2002	at Florida	L	34-41	85333
*Oct 12, 2002	SOUTH CAROLINA	L	12-16	70547
*Oct 19, 2002	at Arkansas	W	29-17	61573
*Oct 26, 2002	GEORGIA	L	24-52	71017
*Nov 02, 2002	at Mississippi State	W	45-24	45248
*Nov 09, 2002	LSU	L	30-33	66262
*Nov 16, 2002	VANDERBILT	W	41-21	51114
*Nov 30, 2002	at Tennessee	L	0-24	105462

* denotes conference game

Team Statistics	UK	OPP
FIRST DOWNS	216	249
Rushing	100	111
Passing	99	110
Penalty	17	28
RUSHING YARDAGE	1782	2092
Yards gained rushing	2078	2488
Yards lost rushing	296	396
Rushing Attempts	430	495
Average Per Rush	4.1	4.2
Average Per Game	148.5	174.3
TDs Rushing	19	13
PASSING YARDAGE	2387	2723
Att-Comp-Int	350-195-6	369-174-10
Average Per Pass	6.8	7.4
Average Per Catch	12.2	15.6
Average Per Game	198.9	226.9
TDs Passing	24	23
TOTAL OFFENSE	4169	4815
Total Plays	780	864
Average Per Play	5.3	5.6
Average Per Game	347.4	401.2
KICK RETURNS: #-YARDS	49-1154	51-1109
PUNT RETURNS: #-YARDS	40-625	33-296
INT RETURNS: #-YARDS	10-219	6-132
FUMBLES-LOST	17-9	23-12
PENALTIES-YARDS	106-836	87-785
PUNTS-AVG	71-44.3	68-37.5
TIME OF POSSESSION/GAME	28:59	31:01
3RD-DOWN CONVERSIONS	63/169	65/183
4TH-DOWN CONVERSIONS	6/15	12/24

Rushing	G	Att	Gain	Loss	Net	Avg	TD	Long	Avg/G
Artose Pinner	12	283	1467	53	1414	5.0	13	55	117.8
Shane Boyd	7	12	127	3	124	10.3	1	41	17.7
Arliss Beach	12	16	121	10	111	6.9	0	44	9.2
Alexis Bwenge	12	28	91	10	81	2.9	0	10	6.8
Tommy Cook	12	5	33	4	29	5.8	1	12	2.4
Mike Kamphake	12	8	27	0	27	3.4	1	7	2.2
Glenn Holt	12	2	22	0	22	11.0	1	16	1.8
Andrew Hopewell	11	2	21	0	21	10.5	1	15	1.9
Ernest Simms	11	2	10	0	10	5.0	0	7	0.9
Derek Abney	12	3	5	0	5	1.7	0	3	0.4
Aaron Boone	12	1	3	0	3	3.0	0	3	0.2
Ronald Johnson	6	1	1	0	1	1.0	0	1	0.2
Dan Lumley	1	1	1	0	1	1.0	1	1	1.0
Chase Harp	12	0	1	0	1	0.0	0	0	0.1
Justin Sprowles	8	1	0	0	0	0.0	0	0	0.0
TEAM	12	5	0	17	-17	-3.4	0	0	-1.4
Jared Lorenzen	12	60	148	199	-51	-0.9	0	13	-4.2
Total	**12**	**430**	**2078**	**296**	**1782**	**4.1**	**19**	**55**	**148.5**
Opponents	**12**	**495**	**2488**	**396**	**2092**	**4.2**	**13**	**63**	**174.3**

Passing	GP	Efficiency	Att/Cmp/Int	Pct	Yds	TD	Long	Avg/G
Jared Lorenzen	12	135.36	327-183-5	56.0	2267	24	72	188.9
Shane Boyd	7	96.40	19-10-0	52.6	99	0	28	14.1
Dan Lumley	1	150.40	1-1-0	100.0	6	0	6	6.0
Glenn Pakulak	12	226.00	1-1-0	100.0	15	0	11	1.2
TEAM	12	0.00	1-0-0	0.0	0	0	0	0.0
Tommy Cook	12	-200.00	1-0-1	0.0	0	0	0	0.0
Total	**12**	**132.20**	**350-195-6**	**55.7**	**2387**	**24**	**72**	**198.9**
Opponents	**12**	**124.29**	**369-174-10**	**47.2**	**2723**	**23**	**91**	**226.9**

Receiving	G	No.	Yds	Avg	TD	Long	Avg/G
Aaron Boone	12	41	706	17.2	10	72	58.8
Derek Abney	12	40	569	14.2	4	68	47.4
Artose Pinner	12	37	264	7.1	2	35	22.0
Tommy Cook	12	22	276	12.5	2	40	23.0
Chris Bernard	12	14	197	14.1	1	49	16.4
Ernest Simms	11	11	165	15.0	1	64	15.0
Chase Harp	12	11	86	7.8	3	19	7.2
Alexis Bwenge	12	5	29	5.8	0	18	2.4
Glenn Holt	12	4	31	7.8	1	12	2.6
Mike Kamphake	12	4	15	3.8	0	13	1.2
Jerem. Drobney	12	2	23	11.5	0	12	1.9
Daniel Hopewell	2	2	16	8.0	0	10	8.0
Win Gaffron	12	1	6	6.0	0	6	0.5
Ronald Johnson	6	1	4	4.0	0	4	0.7
Total	**12**	**195**	**2387**	**12.2**	**24**	**72**	**198.9**
Opponents	**12**	**174**	**2723**	**15.6**	**23**	**91**	**226.9**

Punting	No.	Yds	Avg	Long	TB	FC	I20	Blkd
Glenn Pakulak	66	3008	45.6	71	9	7	27	0
Jared Lorenzen	4	109	27.2	35	0	0	4	0
A. Thornton	1	26	26.0	26	0	0	0	0
Total	**71**	**3143**	**44.3**	**71**	**9**	**7**	**31**	**0**
Opponents	**68**	**2552**	**37.5**	**86**	**3**	**9**	**10**	**4**

Field Goals	FGM-FGA	Pct	1-19	20-29	30-39	40-49	50-99	Lg	Blk
Taylor Begley	9-14	64.3	0-0	2-3	3-5	4-6	0-0	49	0

Interceptions	No.	Yds	Avg	TD	Long
Mike Williams	2	18	9.0	0	16
Derrick Tatum	2	55	27.5	1	53
Quentus Cumby	2	103	51.5	1	82
Travis Atwell	1	14	14.0	0	14
Claude Sagaille	1	2	2.0	0	2
Earven Flowers	1	0	0.0	0	0
Morris Lane	1	27	27.0	0	27
Total	**10**	**219**	**21.9**	**2**	**82**
Opponents	**6**	**132**	**22.0**	**2**	**62**

Punt Returns	No.	Yds	Avg	TD	Long
Derek Abney	36	544	15.1	4	86
DeMarcus Wood	2	46	23.0	0	39
Deion Holts	1	12	12.0	0	0
Dustin Williams	1	23	23.0	0	0
Total	**40**	**625**	**15.6**	**4**	**86**
Opponents	**33**	**296**	**9.0**	**0**	**32**

Kick Returns	No.	Yds	Avg	TD	Long
Derek Abney	30	804	26.8	2	100
Arliss Beach	12	219	18.2	0	33
Justin Haydock	3	52	17.3	0	33
Glenn Holt	3	61	20.3	0	23
Andrew Hopewell	1	18	18.0	0	18
Total	**49**	**1154**	**23.6**	**2**	**100**
Opponents	**51**	**1109**	**21.7**	**1**	**100**



Scoring	TD	FGs	PATs Kick	PATs Rush	PATs Rcv	Pass	DXP	Saf	Pts
Artose Pinner	15	0-0	0-0	0-0	0	0-0	0	0	90
Derek Abney	10	0-0	0-0	0-0	0	0-0	0	0	60
Aaron Boone	10	0-0	0-0	0-0	0	0-0	0	0	60
Taylor Begley	0	9-14	31-37	0-0	0	0-0	0	0	58
Tommy Cook	3	0-0	0-0	0-0	0	0-0	0	0	18
Chase Harp	3	0-0	0-0	0-0	0	0-0	0	0	18
Glenn Holt	2	0-0	0-0	0-0	0	0-0	0	0	12
Clint Ruth	0	0-0	6-6	0-0	0	0-0	0	0	6
Quentus Cumby	1	0-0	0-0	0-0	0	0-0	0	0	6
Chris Bernard	1	0-0	0-0	0-0	0	0-0	0	0	6
Otis Grigsby	1	0-0	0-0	0-0	0	0-0	0	0	6
Dan Lumley	1	0-0	0-0	0-0	0	0-0	0	0	6
Derrick Tatum	1	0-0	0-0	0-0	0	0-0	0	0	6
Mike Kamphake	1	0-0	0-0	0-0	0	0-0	0	0	6
Shane Boyd	1	0-0	0-0	0-0	0	0-0	0	0	6
Andrew Hopewell	1	0-0	0-0	0-0	0	0-0	0	0	6
Ernest Simms	1	0-0	0-0	0-0	0	0-0	0	0	6
TEAM	0	0-0	0-0	0-0	0	0-0	0	2	4
Justin Hutton	0	0-0	3-3	0-0	0	0-0	0	0	3
Sevin Sucurovic	0	0-0	2-2	0-0	0	0-0	0	0	2
Glenn Pakulak	0	0-0	0-0	0-1	0	0-1	0	0	0
Jared Lorenzen	0	0-0	0-0	0-0	0	0-1	0	0	0
Total	**52**	**9-14**	**42-48**	**0-1**	**0**	**0-2**	**0**	**2**	**385**
Opponents	**39**	**10-16**	**31-35**	**2-2**	**0**	**0-1**	**1**	**0**	**301**

Score by Quarters	1	2	3	4	Total
Kentucky	113	70	120	82	385
Opponents	44	108	88	61	301

All Purpose	G	Rush	Rec	PR	KOR	IR	Tot	Avg/G
Derek Abney	12	5	569	544	804	0	1922	160.2
Artose Pinner	12	1414	264	0	0	0	1678	139.8
Aaron Boone	12	3	706	0	0	0	709	59.1
Total	**12**	**1782**	**2387**	**625**	**1154**	**219**	**6167**	**513.9**
Opponents	**12**	**2092**	**2723**	**296**	**1109**	**132**	**6352**	**529.3**

Total Offense	G	Plays	Rush	Pass	Tot	Avg/G
Jared Lorenzen	12	387	-51	2267	2216	184.7
Artose Pinner	12	283	1414	0	1414	117.8
Shane Boyd	7	31	124	99	223	31.9
Total	**12**	**780**	**1782**	**2387**	**4169**	**347.4**
Opponents	**12**	**864**	**2092**	**2723**	**4815**	**401.2**

Defensive Leaders		GP	Tackles UT	Tackles AT	Tackles Total	Tackles For Loss	Sacks No-Yds	Pass Def Int-Yds	Pass Def BrUp	QBH	Fumbles Rcv-Yds	Fumbles FF	Blkd Kick	Saf
2	Quentus Cumby	12	52	35	87	1.0-10	1.0-10	2-103	10	1	.	.	.	.
26	Morris Lane	12	44	35	79	2.0-4	.	1-27	5	4	.	2	.	.
8	Ronnie Riley	12	47	28	75	2.5-4	1.0-2	.	.	3	.	.	.	.
6	David Johnson	12	47	23	70	12.0-42	1.0-4	.	2	1	2-0	1	.	.
98	Vincent Burns	12	48	17	65	14.5-51	3.0-22	.	2	9	2-0	2	.	1
18	Otis Grigsby	12	46	19	65	10.0-49	2.5-25	.	1	20	1-0	1	.	.
1	Mike Williams	12	38	15	53	5.0-20	1.0-9	2-18	5	.	1-0	2	.	.
63	Dew. Robertson	12	34	14	48	8.5-49	5.0-40	.	1	13	.	.	1	.
21	Derrick Tatum	12	34	6	40	4.0-16	.	2-55	8	.	.	.	.	.
31	Claude Sagaille	12	25	14	39	2.0-14	.	1-2	1	.	1-0	1	.	.
68	Jeremy Caudill	12	24	15	39	4.0-11	2.0-5	.	4	16	1-0	1	2	.
59	Dustin Williams	12	23	12	35	2.0-3	.	.	.	.	.	.	2	.
64	Deion Holts	12	22	8	30	3.5-16	1.0-8	.	2	6	.	1	1	.
99	Ellery Moore	12	20	8	28	5.0-23	3.0-21	.	.	4	.	.	1	.
52	Justin Haydock	10	12	13	25	.	.	.	2	.	.	.	.	.
32	Earven Flowers	12	17	5	22	.	.	1-0	4	.	.	.	.	.
35	Travis Atwell	12	16	5	21	.	.	1-14	.	.	.	1	.	.
27	Leonard Burress	11	14	4	18	1.0-1	.	.	10	.	1-0	.	.	.
34	Tayo Agboke	12	14	4	18	.	.	.	1	.	.	.	.	.
46	John Robinson	10	9	7	16	3.0-6	0.5-3	.	1	1	.	.	.	.
36	Antoine Huffman	12	11	5	16	.	.	.	9	.	.	.	.	.
42	Muham. Abdullah	11	7	6	13	.	.	.	.	.	.	.	.	.
24	Bo Smith	12	11	2	13	.	.	.	2	.	.	.	1	.
91	Trey Mielsch	12	5	4	9	2.0-4	2.0-4	.	1	1	.	1	.	.
50	Ray Fontaine	12	6	3	9	.	.	.	.	2	.	.	.	.
17	Tommy Cook	12	7	.	7	.	.	.	.	.	1-0	.	.	.
5	Arliss Beach	12	4	2	6	.	.	.	.	.	.	.	.	.
33	Andrew Hopewell	11	3	2	5	.	.	.	.	.	1-0	.	.	.
51	Kamaal Ahmad	6	2	3	5	.	.	.	1	.	.	.	.	.
45	Mike Kamphake	12	2	2	4	.	.	.	.	.	.	.	.	.
44	Jon Sumrall	3	.	4	4	.	.	.	.	.	.	.	.	.
53	Richard Gray	2	3	.	3	1.0-4	.	.	.	.	.	.	.	.
39	Jed Bassett	4	2	1	3	.	.	.	.	.	.	.	.	.
96	Nate VanSickel	11	1	2	3	.	.	.	.	5	.	.	.	.
49	Glenn Pakulak	12	1	1	2	.	.	.	.	.	.	.	.	.
29	Rob Willey	6	2	.	2	.	.	.	.	.	.	.	.	.
90	Jacob Steuber	12	.	2	2	.	.	.	.	.	.	.	.	.
10	Tim Funderburk	3	1	1	2	.	.	.	.	.	1-0	1	.	.
4	Glenn Holt	12	1	.	1	.	.	.	.	.	.	.	.	.
13	Aaron Boone	12	1	.	1	.	.	.	.	.	.	.	.	.
43	Anth. Stevenson	2	.	1	1	.	.	.	.	.	.	.	.	.
37	Keith Shelton	1	.	1	1	.	.	.	.	.	.	.	.	.
55	Chad Anderson	7	1	.	1	.	.	.	.	.	.	.	.	.
95	Clint Ruth	11	1	.	1	.	.	.	.	.	.	.	.	.
62	Coleman Barnes	12	1	.	1	.	.	.	.	.	.	.	.	.
	TEAM	12	.	.	.	.	.	.	.	.	.	.	.	1
	Total	**12**	**659**	**329**	**988**	**83-327**	**23-153**	**10-219**	**72**	**86**	**12-0**	**14**	**8**	**2**
	Opponents	**12**	**519**	**238**	**757**	**61.0-281**	**28-188**	**6-132**	**33**	**.**	**9-8**	**8**	**.**	**.**

2002 Game-by-Game Starters

(returning players in bold face)

Offensive Starters

	TE/WR	LT	LG	C	RG	RT	WR	WR/RB/TE	WR	RB/WR	QB
@ Louisville	Harp	**Huff**	**Rollins**	**Seitze**	Chatelain	**Hall**	**Abney**	Boone	**Cook**	Pinner	**Lorenzen**
UTEP	Harp	**Huff**	**Rollins**	**Seitze**	Chatelain	**Hall**	**Abney**	Kamphake	**Cook**	Pinner	**Lorenzen**
Indiana	Harp	**Huff**	**Rollins**	**Seitze**	Chatelain	**Hall**	**Abney**	**Drobney**	**Cook**	Pinner	**Lorenzen**
Middle Tenn.	Harp	**Huff**	**Rollins**	**Seitze**	Chatelain	**Hall**	**Abney**	Boone	**Cook**	Simms	**Lorenzen**
@ Florida	Harp	**Huff**	**Rollins**	**Seitze**	Chatelain	**Hall**	**Abney**	Kamphake	**Cook**	Pinner	**Lorenzen**
South Carolina	Boone	**Huff**	**Rollins**	**Seitze**	Chatelain	**Hall**	**Abney**	Kamphake	**Cook**	Pinner	**Lorenzen**
@ Arkansas	Harp	**Huff**	**Rollins**	**Seitze**	Chatelain	**Hall**	**Abney**	Boone	**Cook**	Pinner	**Lorenzen**
Georgia	Harp	**Miller**	**Rollins**	**Seitze**	Chatelain	**Hall**	**Abney**	**Johnson**	**Cook**	Pinner	**Lorenzen**
@ Mississippi St.	Harp	**Miller**	**Rollins**	**Seitze**	Chatelain	**Hall**	**Abney**	Kamphake	**Cook**	Pinner	**Lorenzen**
LSU	Boone	**Miller**	**Rollins**	**Seitze**	Chatelain	**Hall**	**Abney**	Kamphake	**Cook**	Pinner	**Lorenzen**
Vanderbilt	Boone	**Miller**	**Rollins**	**Seitze**	Chatelain	**Hall**	**Abney**	Kamphake	**Cook**	**Bernard**	**Lorenzen**
@ Tennessee	**Drobney**	**Miller**	**Rollins**	**Seitze**	Chatelain	**Hall**	**Abney**	Kamphake	**Cook**	**Bwenge**	**Lorenzen**

Returning players in bold

Defensive Starters

	DE	DT	DT	DE	S	ILB	ILB	S	CB	FS	CB
@ Louisville	Grigsby	Robertson	**Caudill**	**Burns**	Johnson	Riley	Lane	**Williams**	**Burress**	Cumby	Tatum
UTEP	Grigsby	Robertson	**Caudill**	**Burns**	Johnson	Riley	Lane	**Williams**	**Burress**	Cumby	Tatum
Indiana	Grigsby	Robertson	**Caudill**	**Burns**	Johnson	Riley	Lane	**Williams**	**Burress**	Cumby	Tatum
Middle Tenn.	Grigsby	Robertson	**Caudill**	**Burns**	Johnson	Riley	Lane	**Williams**	**Burress**	Cumby	Tatum
@ Florida	Grigsby	Robertson	**Caudill**	**Burns**	Johnson	Riley	Lane	**Williams**	**Burress**	Cumby	Tatum
South Carolina	Grigsby	Robertson	**Caudill**	**Burns**	Johnson	Riley	Lane	**Williams**	**Burress**	Cumby	Tatum
@ Arkansas	Grigsby	Robertson	**Caudill**	**Burns**	Johnson	Riley	Lane	**Williams**	**Burress**	Cumby	Tatum
Georgia	Grigsby	Robertson	**Caudill**	**Burns**	Johnson	Riley	Lane	**Williams**	**Burress**	Cumby	Tatum
@ Mississippi St.	Grigsby	Robertson	**Caudill**	**Burns**	Johnson	Riley	Lane	**Williams**	**Burress**	Cumby	Tatum
LSU	Grigsby	Robertson	**Caudill**	**Burns**	Johnson	Riley	Lane	**Williams**	**Burress**	Cumby	Tatum
Vanderbilt	Grigsby	Robertson	**Caudill**	**Burns**	Johnson	Riley	Lane	**Williams**	**Huffman**	Cumby	Tatum
@ Tennessee	Grigsby	**Moore**	**Caudill**	**Burns**	Johnson	Riley	Lane	**Williams**	**Huffman**	Cumby	Tatum

2002 Game-by-Game Statistics

Game	Score	First Downs	Time of Possession	Rushing (No-Yds-TD)	Passing (Cmp-Att-Int-Yds-TD)	Total Offense (Plays-Yds-TD)	3rd Down Conv.	Fumbles-Lost
KENTUCKY	22	14	34:32	42-78-1	13-27-0-195-1	69-273-2	6 of 19	0-0
At Louisville	17	16	25:28	24-55-0	14-39-1-193-1	63-248-1	5 of 16	2-2
KENTUCKY	77	27	26:43	44-364-6	12-19-0-227-5	63-591-11	10 of 12	2-1
Texas-El Paso	17	19	33:17	41-220-0	12-26-0-151-2	67-371-2	3 of 13	2-2
KENTUCKY	27	17	29:12	35-144-0	19-32-1-183-3	67-327-3	3 of 14	1-0
Indiana	17	21	30:48	43-160-0	13-38-2-234-1	81-394-1	4 of 17	1-1
KENTUCKY	44	26	32:56	39-205-3	22-31-1-305-3	70-510-6	8 of 13	0-0
Middle Tenn. St.	22	18	27:04	39-220-2	10-19-0-202-1	58-422-3	3 of 10	3-2
KENTUCKY	34	14	25:18	29-88-1	20-32-1-180-2	61-268-3	1 of 12	3-1
At Florida	41	30	34:42	46-134-3	28-43-0-375-2	89-509-5	5 of 15	3-1
KENTUCKY	12	17	32:27	34-118-0	23-39-1-209-1	73-327-1	9 of 19	2-2
South Carolina	16	14	27:33	41-138-2	10-18-1-212-0	59-350-2	6 of 14	2-0
KENTUCKY	29	18	29:03	32-79-1	19-31-0-253-2	63-332-3	7 of 14	4-2
At Arkansas	17	26	30:57	54-293-2	17-30-1-222-0	84-515-2	3 of 13	4-1
KENTUCKY	24	19	26:00	30-130-1	15-31-0-242-2	61-372-3	2 of 12	0-0
Georgia	52	33	34:00	40-172-1	27-47-1-357-6	87-529-7	12 of 20	1-0
KENTUCKY	45	14	29:13	41-105-2	12-26-0-161-1	67-266-3	6 of 17	0-0
At Mississippi St.	24	17	30:47	43-230-0	9-34-4-162-3	77-392-3	6 of 17	2-1
KENTUCKY	30	21	27:05	35-154-0	14-29-0-221-4	64-375-4	5 of 12	3-2
LSU	33	18	32:55	42-213-1	10-23-0-264-3	65-477-4	6 of 16	1-0
KENTUCKY	41	18	28:41	40-228-4	14-23-2-128-0	63-356-4	4 of 11	1-0
Vanderbilt	21	16	31:19	40-102-1	11-26-0-176-2	66-278-3	5 of 16	2-2
KENTUCKY	0	11	26:38	29-89-0	12-30-0-83-0	59-172-0	2 of 14	1-1
At Tennessee	24	21	33:22	42-155-1	13-26-0-175-2	68-330-3	7 of 16	0-0



Linebacker Kamaal Ahmad helps stack up a play at the line of scrimmage.

Game-By-Game Rushing

(No-Yds-TD)	Beach	Boyd	Bwenge	Lorenzen	Pinner
Louisville	0-0-0	DNP	3-5-0	9-(-12)-0	28-87-1
Texas-El Paso	9-108-0	3-68-1	7-24-0	2-(-1)-0	16-116-1
Indiana	0-0-0	DNP	2-1-0	5-(-12)-0	25-141-0
Middle Tennessee	0-0-0	2-12-0	4-15-0	6-3-0	24-163-3
Florida	0-0-0	DNP	0-0-0	8-(-5)-0	20-90-1
South Carolina	0-0-0	DNP	0-0-0	6-(-9)-0	25-117-0
Arkansas	0-0-0	2-11-0	0-0-0	4-0-0	26-67-1
Georgia	0-0-0	2-36-0	1-(-4)-0	8-(-13)-0	19-111-1
Mississippi St.	6-0-0	0-0-0	0-0-0	2-(-8)-0	31-104-1
LSU	0-0-0	2-(-3)-0	0-0-0	4-11-0	27-143-0
Vanderbilt	0-0-0	DNP	1-6-0	3-(-6)-0	31-224-4
Tennessee	1-3-0	1-0-0	10-34-0	3-1-0	11-51-0

Game-By-Game Receiving

(Rec-Yds-TD)	Abney	Bernard	Boone	Bwenge	Cook	Drobney	Harp	Holt	Pinner	Simms
Louisville	4-26-0	1-17-0	0-0-0	0-0-0	1-31-0	1-12-0	0-0-0	0-0-0	3-36-0	2-69-1
Texas-El Paso	3-80-1	1-49-1	2-40-1	1-18-0	0-0-0	0-0-0	1-7-1	1-12-1	0-0-0	1-5-0
Indiana	2-20-0	0-0-0	3-40-1	0-0-0	0-0-0	0-0-0	1-6-1	1-6-0	10-92-1	2-19-0
Middle Tennessee	4-78-1	2-19-0	6-111-1	1-4-0	4-63-0	0-0-0	2-11-0	0-0-0	3-19-1	0-0-0
Florida	3-19-1	2-27-0	2-40-1	2-4-0	1-21-0	1-11-0	1-5-0	0-0-0	4-21-0	2-17-0
South Carolina	3-39-0	1-9-0	4-72-0	0-0-0	4-37-1	0-0-0	1-2-0	1-4-0	8-43-0	1-3-0
Arkansas	4-70-0	1-7-0	7-102-1	0-0-0	3-25-1	0-0-0	0-0-0	0-0-0	1-5-0	2-46-0
Georgia	4-99-1	0-0-0	5-88-1	0-0-0	2-24-0	0-0-0	2-23-0	0-0-0	0-0-0	0-0-0
Mississippi St.	2-34-0	3-37-0	2-28-1	0-0-0	2-48-0	0-0-0	0-0-0	1-9-0	2-5-0	DNP
LSU	5-60-0	0-0-0	3-112-3	0-0-0	3-9-0	0-0-0	2-22-1	0-0-0	1-18-0	0-0-0
Vanderbilt	4-31-0	2-26-0	2-28-0	0-0-0	1-12-0	0-0-0	0-0-0	0-0-0	4-25-0	1-6-0
Tennessee	2-13-0	1-6-0	5-45-0	1-3-0	1-6-0	0-0-0	1-10-0	0-0-0	1-0-0	0-0-0

Game-by-Game Passing

(Cmp-Att-Int-Yds-TD)	Lorenzen	Boyd
Louisville	13-27-0-195-1	DNP
Texas-El Paso	10-17-0-211-5	1-1-0-10-0
Indiana	19-32-1-183-3	DNP
Middle Tennessee	22-31-1-305-3	0-0-0-0-0
Florida	20-32-1-180-2	DNP
South Carolina	22-36-0-194-1	DNP
Arkansas	19-31-0-253-2	0-0-0-0-0
Georgia	13-27-0-208-2	2-4-0-34-0
Mississippi St.	10-22-0-141-1	2-4-0-20-0
LSU	12-26-0-210-4	2-3-0-11-0
Vanderbilt	14-23-2-128-0	DNP
Tennessee	9-23-0-59-0	3-7-0-24-0

Game-By-Game Punting/Field Goals

(No-Avg)/(Made/Att)	Pakulak	Begley
Louisville	6-39.8	3-4 (41, 32, 34, 31)
Texas-El Paso	2-53.0	DNP
Indiana	7-43.3	0-0
Middle Tennessee	4-41.2	1-1 (49)
Florida	8-46.4	0-1 (44)
South Carolina	4-49.8	1-1 (40)
Arkansas	4-47.0	1-2 (49, 23)
Georgia	8-39.5	1-1 (24)
Mississippi St.	6-53.8	1-2 (41, 38)
LSU	6-45.8	1-1 (29)
Vanderbilt	5-47.8	0-0
Tennessee	6-47.3	0-1 (32)

2002 Game-by-Game Defensive Statistics

Linebackers *(Tackles, Tackles-for-Loss, Sacks, Pass Breakups)*

Game	Haydock	Lane	Riley	D. Williams
Louisville	4-0-0-0	5-0-0-0	1-0-0-0	3-0-0-0
Texas El-Paso	0-0-0-1	4-0-0-0	3-0-0-0	3-1-0-0
Indiana	INJ	8-0-0-0	8-0.5-0-0	5-0-0-0
Middle Tennessee	INJ	11-0-0-0	3-1-1-0	2-0-0-0
Florida	3-0-0-0	2-0-0-0	7-0-0-0	4-1-0-0
South Carolina	1-0-0-0	8-0-0-0	6-0-0-0	1-0-0-0
Arkansas	4-0-0-1	4-0-0-0	7-0-0-0	6-0-0-0
Georgia	5-0-0-0	5-1-1-3	7-0-0-0	3-0-0-0
Mississippi St.	3-0-0-0	8-0-0-0	7-0-0-0	0-0-0-0
LSU	2-0-0-0	7-1-0-1	11-1-0-0	4-0-0-0
Vanderbilt	3-0-0-0	5-0-0-1	6-0-0-0	4-0-0-0
Tennessee	0-0-0-0	12-0-0-0	8-0-0-0	0-0-0-0

Defensive Line *(Tackles, Tackles-for-Loss, Sacks)*

Game	Burns	Caudill	Grigsby	Holts	Moore	Robertson	Robinson
Louisville	5-2-0	3-0-0	4-1.5-0.5	2-0-0	2-1-1	2-0-0	2-0.5-0.5
Texas-El Paso	2-0-0	3-2-1	2-0-0	1-0-0	3-0-0	0-0-0	1-1-0
Indiana	10-0.5-0	1-0.5-0	4-0-0	1-0-0	2-1.5-0	4-1-1	1-0-0
Middle Tennessee	5-3-0	4-0-0	4-0-0	2-0-0	3-0-0	3-0-0	INJ
Florida	5-0-0	2-0-0	5-2-0	3-1-0	1-0-0	5-1-1	1-0-0
South Carolina	4-0-0	3-1-1	6-1-1	3-0-0	1-1-1	5-2-0	1-0-0
Arkansas	7-1.5-0	4-0.5-0	7-0-0	3-0.5-0	5-1-1	2-0-0	0-0-0
Georgia	6-3-0	1-0-0	3-1-0	3-0-0	1-0-0	0-0-0	0-0-0
Mississippi St.	6-1.5-1	4-0-0	3-0-0	3-0-0	2-0-0	6-2.5-2	4-0.5-0
LSU	4-1-1	6-0-0	6-2-0	5-0-0	1-0-0	7-0-0	2-1-0
Vanderbilt	4-1-0	4-0-0	9-1.5-0	2-1-0	5-0.5-0	6-2-1	INJ
Tennessee	7-1-1	4-0-0	12-1-1	2-1-1	2-0-0	8-0-0	4-0-0

Defensive Backs *(Tackles, Pass Breakups, Interceptions)*

Game	Agboke	Burress	Cumby	Flowers	Huffman	Johnson	Sagaille	Tatum	M. Williams
Louisville	4-0-0	1-0-0	6-3-0	4-1-0	1-1-0	1-0-0	1-0-0	4-0-0	1-0-1
Texas-El Paso	3-0-0	0-1-0	6-0-0	1-0-0	2-0-0	5-0-0	3-0-0	1-1-0	5-1-0
Indiana	0-0-0	4-2-0	6-1-1	2-0-1	1-1-0	10-0-0	1-1-0	1-1-0	8-0-0
Middle Tennessee	1-0-0	1-1-0	7-0-0	1-0-0	3-0-0	5-1-0	3-0-0	5-2-0	5-0-0
Florida	1-1-0	1-1-0	10-2-0	5-0-0	1-1-0	9-0-0	5-0-0	10-1-0	6-0-0
South Carolina	0-0-0	2-0-0	4-0-0	0-0-0	1-1-0	6-0-0	1-0-0	2-0-1	4-1-0
Arkansas	1-0-0	3-1-0	7-0-0	0-0-0	1-0-0	11-1-0	7-0-0	5-0-0	5-0-1
Georgia	1-0-0	2-0-0	4-2-0	3-0-0	0-1-0	6-0-0	4-0-1	2-0-0	9-0-0
Mississippi St.	2-0-0	2-0-0	5-0-1	2-2-0	1-1-0	6-0-0	4-0-0	6-1-1	1-0-0
LSU	2-0-0	1-0-0	11-0-0	1-0-0	0-0-0	4-0-0	4-0-0	0-0-0	3-1-0
Vanderbilt	1-0-0	ILL	6-1-0	1-1-0	4-0-0	2-0-0	1-2-0	1-0-0	3-1-0
Tennessee	2-0-0	1-4-0	15-1-0	2-0-0	1-3-0	5-0-0	5-0-0	3-0-0	3-1-0

Honoring the Wildcats in 2002



Linebacker Justin Haydock earned a nomination for the Verizon Academic All-America team.

Derek Abney, Kick Returner
- First-team All-America by The Associated Press, Football Writers Association of America, Walter Camp Football Foundation, The Sporting News, ESPN.com, CBSSportsLine.com,CNNSI.com, and CollegeFootballNews.com
- SEC Special Teams Player of the Year by The Southeastern Post, Birmingham Monday Morning Quarterback Club, Atlanta Touchdown Club
- First-team All-SEC by SEC Coaches, The Associated Press, The Sporting News, Birmingham News, Mobile Register, CollegeFootballNews.com
- Southeastern Conference Special Teams Player of the Week by the SEC Office three times, at Florida, at Arkansas, at Mississippi State

Coleman Barnes, Long Snapper
- Verizon Academic All-District IV by the College Sports Information Directors of America; advanced to the national ballot for Academic All-America

Taylor Begley, Kicker
- SEC All-Freshman team by SEC Coaches, Knoxville News-Sentinel, The Sporting News
- SEC Special Teams Player of the Week by the league office, vs. Louisville

Aaron Boone, Wide Receiver
- Played in the Paradise Bowl All-Star Game

Vincent "Sweet Pea" Burns, Def. End
- Second-team All-SEC by The Associated Press

Otis Grigsby, Def. End
- Played in the Paradise Bowl All-Star Game

Antonio Hall, Off. Tackle
- Honorable mention All-America by CNNSI.com
- First-team All-SEC by SEC Coaches, Birmingham News
- Second-team All-SEC by The Associated Press
- National Good Works Team by the American Football Coaches Association
- Southeastern Conference Good Works Team by the league office

Chase Harp, Tight End
- Played in the Paradise Bowl All-Star Game

Justin Haydock, Linebacker
- Earned nomination for Verizon Academic All-America

Deion Holts, Def. End
- SEC All-Freshman team by SEC Coaches

Jared Lorenzen, Quarterback
- Semifinalist for the Davey O'Brien Award
- Second-team All-SEC by SEC Coaches, The Associated Press
- Southeastern Conference Offensive Player of the Week by the league office and CollegeFootballNews.com, vs. Texas-El Paso

Glenn Pakulak, Punter
- Winner of the Mosi Tatupu Award as the National Special Teams Player of the Year
- Finalist for the Ray Guy Award
- First-team All-America by CBSSportsLine.com
- Second-team All-America by CollegeFootballNews.com, Walter Camp Football Foundation
- Third-team All-America by The Associated Press
- Fourth-team All-America by The Sporting News
- Honorable mention All-America by CNNSI.com
- First-team All-SEC by SEC Coaches, The Associated Press, The Sporting News, CollegeFootballNews.com, Birmingham News, Mobile Register
- Played in the Hula Bowl Maui All-Star Game

Artose Pinner, Running Back
- Semifinalist for the Doak Walker Award
- Honorable mention All-America by CNNSI.com
- SEC Player of the Year by the Mobile Register
- SEC Offensive Player of the Year by CollegeFootballNews.com, The Associated Press
- SEC Most Improved Player of the Year by The Southeastern Post
- First-team All-SEC by SEC Coaches, The Associated Press, The Sporting News, CollegeFootballNews.com, Birmingham News, Mobile Register
- Southeastern Conference Player of the Week by The Southeastern Post two times, vs. Indiana and Vanderbilt
- Played in the Senior Bowl All-Star Game

Dewayne Robertson, Def. Tackle
- First-team All-SEC by the Mobile Register
- Second-team All-SEC by SEC Coaches, The Associated Press

Departed Players

#34 Tayo Agboke

Safety, 6-0, 205, 2L
Houston, Texas (Dulles)

Played in 21 games, compiling 22 tackles and one pass deflection … Played in all 12 games as a senior in 2002 … Totaled 18 tackles and one pass deflection … Tallied a career-high four tackles in UK's win over Louisville … Perhaps his greatest contribution came on special teams … Was a tenacious blocker on the punt return and kickoff return teams, helping spring Derek Abney for an NCAA-record six kick return touchdowns during the season … Played in nine games as a junior, mostly on special teams, making four tackles … Made the SEC Academic Honor Roll … Played on UK's junior varsity teams during his freshman and sophomore seasons.

Agboke Career Statistics

Year	Position	G-GS	Tackles	PBU
2001	Outside Safety	9-0	4	0
2002	Outside Safety	12-0	18	1
Totals		**21-0**	**22**	**1**

#62 Coleman Barnes

Snapper, 6-0, 227, 3L
Bardstown, Ky. (Nelson County)

Played in 34 games, handling long snaps on field goals, extra points, and punts for three consecutive seasons ... Was the long snapper for Glenn Pakulak, a two-year All-American and the top punter in school history ... With the help of Coleman's accurate snaps, UK never had a punt blocked during his career ... Showed tremendous dedication by playing throughout his junior season with a knee injury ... Came to UK as a walk-on and earned a scholarship ... As a sophomore, was chosen the "UK Walk-on of the Year" by the Johnny Unitas Foundation of Louisville ... Outstanding student who was a three-year nominee for the Verizon Academic All-America program ... Named to the Academic All-District IV team as a junior and senior, advancing to the national ballot for All-America both years ... Two-year member of the SEC Academic Honor Roll.

#39 Jed Bassett

Safety, 6-0, 201, 4L
McAllen, Texas (Memorial)

Played in 30 games throughout his career, totaling 13 tackles … Played in four games his senior season, tallying three tackles on special teams … Played in 10 games as a junior and five games as a sophomore … Played in all 11 games as a freshman, making two tackles … Saw time in the 1999 Music City Bowl.

Bassett Career Statistics

Year	Position	G-GS	Tackles
1999	Strong Safety	11-0	6
2000	Strong Safety	5-0	4
2001	Outside Safety	10-0	0
2002	Free Safety	4	3
Totals		**30-0**	**13**

#13 Aaron Boone

Wide Receiver, 6-3, 206, 2L
Fillmore, Utah (Millard/Snow College)

Played two years at Kentucky after earning All-America honors in junior college … Started eight of 23 career games … Caught 59 passes for 974 yards and 16 touchdowns as a Wildcat … Ranks third in UK history in receiving touchdowns … As a senior, had 41 catches for 706 yards and 10 touchdowns ... Led the team in receptions, receiving yards and touchdowns ... Ranked fifth in the SEC in receiving yards per game at 58.8 ... Had three 100-yard games … Scored three touchdowns on three catches for 112 yards against LSU ... Grabbed seven passes for 102 yards and a touchdown against Arkansas ... Had his biggest game of the season in his first start of the year against Middle Tennessee, catching six passes for 111 yards and a touchdown ... His 72-yard touchdown reception against the Blue Raiders was a career long … Was a devastating blocker on the punt return and kickoff return teams, helping spring Derek Abney for an NCAA-record six kick return touchdowns during the season …Played in all 11 games as a junior ... Emerged as an outstanding receiver in the second half of the season ... Caught 18 passes for 268 yards and six touchdowns ... Caught a 28-yard TD pass at South Carolina, beginning a string of four consecutive games with at least one scoring reception ... Best game was five catches for 94 yards and two TDs at Georgia, his only starting assignment of the season … Earned a spot on the SEC Academic Honor Roll … First-team junior college All-America in 2000 at Snow College … Caught 81 passes for 1,505 yards, an 18.6-yard average per catch, and 19 touchdowns … Most Valuable Player of the Dairy Bowl in Pocatello, Idaho. ... As a freshman at Snow College, snagged 33 passes for 645 yards, a 19.5-yard average per reception, and six TDs … It was his first season as a receiver after having played quarterback during high school … Fulfilled a two-year Mormon mission in Peru in 1997-98 … After his senior season, he played in the Paradise Bowl all-star game and caught the game-winning touchdown pass … Following his Kentucky career, he signed a free-agent contract with the Dallas Cowboys.

Boone Career Stats

Year	G-GS	Rec.	Yds.	Avg.	TD	Long
2001	11-1	18	268	14.9	6	31
2002	12-7	41	706	17.2	10	72
Totals	**23-8**	**59**	**974**	**16.5**	**16**	**72**

87 Jonny Butler

Tight End, 6-2, 218, 1L
Louisville, Ky. (Trinity)

After four years away from the game, he joined the Kentucky football team as a senior ... Played in one game during the 2002 season, UK's win over Texas-El Paso ... Awarded a varsity letter.

#65 Keith Chatelain

Offensive Guard, 6-5, 330, 3L
Kenner, La. (Archbishop Rummel)

Played in 31 regular-season games, starting 27 … Displayed his versatility on the offensive line by playing guard and center during his career ... Started all 12 games at right guard his senior year ... Had 36 knockdown blocks on the season, with a high of seven vs. Indiana … Blocked for SEC rushing leader Artose Pinner … Played in nine games as a junior, starting the first five games at left guard … Missed the LSU and Georgia games because of an ankle sprain and saw limited action in the last four games … As a sophomore, he took over at center when Nolan DeVaughn was lost for the season with a knee injury in the season opener … Started the last 10 games … Handled the shotgun snap well … Helped the Wildcats lead the SEC in total offense (445.5 yards per game) and passing offense (335.4 yards per game) … Did not see varsity action as a freshman, but did play for the UK junior varsity team that posted a 4-1 record.



#2 Quentus Cumby

Free Safety, 6-1, 207, 4L
Cleburne, Tex. (Cleburne)

Played in 42 regular-season games with 18 starts ... Recorded 155 tackles, 12 pass breakups, and two interceptions, one of which was returned for a touchdown ... Established himself as a hard-hitting safety with a knack for making the big play ... Waited his turn to start until his junior season and added a formidable presence in the defensive backfield for the remainder of his career ... As a senior, led the team in tackles with 87 stops ... Made a career-high 15 tackles against Tennessee ... Recorded 11 tackles against LSU ... Biggest play of his career came when he intercepted a pass and returned it 82 yards to seal the victory over Indiana ... His other interception came against Mississippi State ... Tied for the team lead in pass breakups with 10 ... Had 10 tackles and two pass breakups against Florida ... Made two bone-jarring hits against Florida pass receivers, one of which caused an incompletion ... Played in 10 games as a junior and saw six starts ... Spent most of his time at free safety, but did see some action at cornerback ... Totaled 54 tackles ... Caused a fumble against Florida and also had a pass breakup against the Gators ... Notched a season-high 12 tackles at South Carolina ... His sophomore season, played in 10 games as a reserve safety and special teams performer ... Made six tackles ... Played in 10 games as a reserve safety and special teams performer as a freshman ... Made eight tackles, including a season high of four stops against Louisville ... After his Kentucky career, signed a free-agent contract with the Green Bay Packers.

Cumby Career Statistics

Year	Position	G-GS	Tackles	PBU	Int.-Yds.	FC
1999	Strong Safety	10-0	8	0	0	0
2000	Free Safety	10-0	6	0	0	0
2001	FS/CB	10-6	54	2	0	1
2002	Free Safety	12-12	87	10	2-103	0
Totals		**42-18**	**155**	**12**	**2-103**	**1**

#9 Kyle Day

Punter, 5-10, 205, 1L
Maysville, Ky. (Mason County)

Despite having never played football, he made the team as a walk-on punter during his senior season ... Did not see game action during his year on the team ... Awarded a varsity letter.

#18 Otis Grigsby

Defensive End, 6-4, 253, 4L
San Antonio, Tex. (Judson)

Played in 45 games with 18 starts ... Never missed a game in his career ... Recorded 103 tackles, 18 tackles for loss, 10 sacks, five forced fumbles and five fumble recoveries, one of which resulted in a touchdown ... An aggressive lineman with a nose for the ball, he tallied at least one sack and one fumble recovery in each of his four seasons ... His senior season was the finest of his career ... Had 65 tackles, including 10 for loss ... Tied for second on the team with three sacks ... Recorded a career-high 12 tackles, including a sack, against Tennessee ... Made nine tackles, including 1.5 for a loss, and recovered a fumble in the end zone for a touchdown against Vanderbilt ... Made six tackles, including two for a loss, against LSU ... Led the team in quarterback hurries with 20, including five against Mississippi State ... As a junior he played in all 11 games as a reserve but still tied for second on the team with 2.5 quarterback sacks ... Notched sacks against Florida and Ole Miss and one-half sack against Louisville ... Totaled 15 tackles, including a season high of three against Florida ... Earned a place on the SEC Academic Honor Roll ... Played in every game at defensive end as a sophomore, starting six times ... Had 20 tackles ... Sacked the quarterback four times, ranking third on the team in that category ... Caused two fumbles against Mississippi State, both recovered by the Wildcats ... As a true freshman, he played in all 11 games as a reserve defender ... Began the season as a linebacker, then moved to end ... Made three tackles ... Had a quarterback sack at Mississippi State ... Made one of the most important plays of the season at Vanderbilt ... Teamed with Dennis Johnson to pressure the quarterback, forcing an intentional grounding call in the end zone ... The play was ruled a safety, eventually providing the margin of victory in UK's 19-17 victory that secured bowl eligibility for the Wildcats ... Recovered an onside kick at Georgia ... Following his senior season, he played in the Paradise Bowl all-star game ... After his Wildcat career, he signed a free-agent contract with the Miami Dolphins.

Grigsby Career Statistics

Year	Position	G-GS	Tackles	TFL-Yds.	Sacks-Yds.	FR	FC
1999	LB/DE	11-0	3	1-5	1-5	1	0
2000	Def. End	11-6	20	4.5-38	4-33	2	3
2001	Def. End	11-0	15	2.5-20	2.5-20	1	1
2002	Def. End	12-12	65	10-49	2.5-25	1	1
Totals		**45-18**	**103**	**18-112**	**10-83**	**5**	**5**

#11 Chase Harp

Tight End, 6-4, 250, 4L
Danville, Ky. (Danville)

Caught 45 passes for 483 yards and five touchdowns ... Played in 32 games, starting 11 of them ... Developed into a good blocker and strong special teams performer during his career ... Converted to tight end during his freshman year after arriving at UK as a quarterback ... Showed his determination by playing with several injuries during his career ... Played in all 12 games with nine starts ... Caught 11 passes for 86 yards and three touchdowns ... His first two catches of the season, against Texas-El Paso and Indiana, were good for touchdowns ... Played in all 11 games as a junior, starting against Louisville when UK opened in a two-tight end set ... Caught 22 passes for 251 yards, an 11.4-yard average, and two touchdowns ... His most productive game came at Georgia, catching four passes for a career-high 63 yards ... Caught touchdown passes against Florida and Tennessee ... Played in seven games as a sophomore, missing two because of a sprained ankle and two more because of a broken leg ... Started against Mississippi State ... Played well when available with 11 catches for 134 yards ... Top game was three catches for 67 yards against Indiana, including a career-long play of 35 yards ... Promising freshman season was cut short by a stress fracture that developed in his thigh bone ... Had played very well in the first two games as a reserve tight end ... Caught one pass for 12 yards against Louisville ... Redshirted in 1998 as a quarterback, then converted to tight end in 1999 ... Following his senior season, he played in the Paradise Bowl all-star game.

Harp Career Statistics

Year	Position	G-GS	Rec.	Yds.	Avg.	TD	Long
1999	Tight End	2-0	1	12	12.0	0	12
2000	Tight End	7-1	11	134	12.2	0	35
2001	Tight End	11-1	22	251	11.4	2	35
2002	Tight End	12-9	11	86	7.8	3	19
Totals		**32-11**	**45**	**483**	**10.7**	**5**	**35**



#6 David Johnson

Safety, 6-0, 204, 4L
Virginia Beach, Va. (Princess Anne)

Played in 42 regular-season games, starting 35 … Totaled 212 tackles, 11 pass breakups and four interceptions, displaying a knack for being around the football … Also recorded 2.5 sacks, five forced fumbles and four fumble recoveries … Served as the quiet leader of the Wildcat secondary in his four seasons as a starter … As a senior, was fourth on the team in tackles with 70 stops ... Had 12 tackles for loss, two fumble recoveries, one fumble caused, and two pass breakups ... Made a season-high 11 tackles, including a career-high 4.5 for a loss, against Arkansas ... Started all seven games he played as a junior, missing four contests because of injury … Totaled 44 tackles, including five for loss … Collected interceptions in back-to-back games at Mississippi State and Vanderbilt … Also had a season-high nine tackles in the win over the Commodores … Played every game, including six starts at strong safety … Fourth on the team in tackles with 44, including a career-high 13 stops against Indiana … Second on the team in pass breakups with four … Played and started one game, the season opener vs. Louisville … Sustained a broken orbital bone (eye socket) on the second play of the game, requiring season-ending surgery … Received a medical hardship because of the injury, retaining the year of eligibility … Played in all 11 regular-season games as a true freshman, starting nine ...First-team Freshman All-America by *The Sporting News* and Freshman All-SEC by the *Knoxville News-Sentinel* ... Picked as one of the nation's top 10 true freshmen in the Oct. 3 issue of *Sports Illustrated* ... Missed two starting assignments and played only briefly against Louisiana State and Georgia because of a sprained toe ... Finished fourth on the team in tackles with 53, including two for loss (-4) ... His season was highlighted by a number of big plays, four of which had a direct bearing on Wildcats victories ... Picked up a fumble on the first possession against Eastern Kentucky and returned it 21 yards for a touchdown ... Knocked loose a fumble against Indiana, recovered by UK, that set up a touchdown in the Wildcats' comeback victory over the Hoosiers ... Broke up a fourth-down pass on the goal line against South Carolina ... Stormed in on a blitz and sacked the quarterback on fourth down against Mississippi State ... Had interceptions against Tennessee and Arkansas, including a pickoff of the Razorbacks' Clint Stoerner that ended a school-record string of 137 passes without an interception ... Had a season-high 11 tackles in the Outback Bowl.

Johnson Career Statistics

Year	Position	G-GS	Tackles	TFL-Yds.	Sacks-Yds.	PBU	Int.-Yds	FC	FR
1998	Strong Safety	11-9	53	3-9	1-5	4	2-51	2	1
1999	Strong Safety	1-1	1	0	0	0	0	1	0
2000	Strong Safety	11-6	44	3-5	0	4	0	1	0
2001	Outside Safety	7-7	44	5-18	0.5-4	1	2-29	0	1
2002	Outside Safety	12-12	70	12-42	1-4	2	0	1	2
Totals		**42-35**	**212**	**23-74**	**2.5-13**	**11**	**4-80**	**5**	**4**

#45 Mike Kamphake

Fullback, 6-0, 210, 4L
Cincinnati, Ohio (Moeller)

Played in 39 games as a Wildcat, including seven starts … Played in all 12 games as a senior, starting seven games when UK opened with a two-back set … Rushed eight times for 27 yards on the season, with a seven-yard touchdown run against Texas-El Paso … Also caught four passes for 15 yards … Played in 10 games at fullback during his junior season … Picked up a squib kickoff and returned it 10 yards … Garnered a place on the SEC Academic Honor Roll … Saw action in all 11 games as a sophomore, mostly on special teams …Redshirted in 1999 … As a freshman in 1998, played in six varsity games and also played in five junior varsity games.

Year	Position	G-GS	Att.	Yds.	Avg.	TD	Long	Rec.	Yds.	Avg.	TD	Lg.
2002	Fullback	12-7	8	27	3.4	1	7	4	15	3.8	0	13

#26 Morris Lane

Linebacker, 6-1, 210, 4L
Naylor, Ga. (Lowndes)

Played in 43 games, including 12 starts … Totaled 103 tackles during his career … Started all 12 games as a senior … Second on the team in tackles with 79, two tackles for loss, one interception, five pass deflections and four quarterback hurries … Had a career-high 12 tackles at Tennessee … Against Georgia, Lane tallied five tackles, one tackle-for-loss, one sack and one pass breakup … Picked off a pass at Mississippi State … Played in nine games as a junior, compiling 20 tackles, including a season-high four tackles against South Carolina, Vanderbilt and Indiana … In 2000, played in all 11 games as a sophomore on special teams … Saw time in all 11 games as a freshman, also on special teams, making four tackles … Redshirted in 1998 … Two-year member of the SEC Academic Honor Roll.

Lane Career Statistics

Year	Position	G-GS	Tackles	TFL-Yds.	Int.-Yds.	PBU	FC
1999	Linebacker	11-0	4	0	0	0	0
2000	Linebacker	11-0	0	0	0	0	0
2001	Linebacker	9-0	20	0	0	0	0
2002	Linebacker	12-12	79	2-4	1-27	5	2
Totals		**43-12**	**103**	**2-4**	**1-27**	**5**	**2**

#49 Glenn Pakulak

Punter, 6-3, 223, 3L
Lapeer, Mich. (East)

His collegiate athletic career began as a junior college basketball and baseball player and ended as a first-team All-American in football … Leading punter in school history with a career average of 44.3 yards per kick … Starting punter for last two seasons of his career and his punt average increased each season … Never had a punt blocked … Covered punts aggressively and had four tackles in his career … Came to UK as a walk-on and earned a scholarship … As a senior he won the Mosi Tatupu Award as the National Special Teams Player of the Year … Finalist for the Ray Guy Award … First-team All-America by CBSSportsline.com … Second-team All-America by the Walter Camp Football Foundation and CollegeFootballNews.com … Third-team All-America by The Associated Press … Fourth team All-America by *The Sporting News* … Consensus first-team All-SEC selection … Averaged 45.6 yards per punt, which led the SEC and ranked third nationally ... Placed his punts extremely well, with 31 of 66 landing inside the 20-yard line without going into the end zone ... As a team, Kentucky was first in the SEC and third nationally in net punting with a 40.1-yard average ... Averaged 47.3 yards per punt and had a career-long 71-yard kick against Tennessee ... Averaged a career-best 53.8 yards per punt on six kicks against Mississippi State ... Had a strong game against Texas-El Paso, averaging 53 yards per punt ... One of the three permanent team captains, a rare honor for a special teams player … Breakout junior season rewarded as a third-team All-America pick by *Football News* … First-team All-SEC as chosen by The Associated Press and *Football News* … Second-team All-SEC by the league coaches … Led the SEC and ranked sixth nationally by averaging 44.5 yards per punt … Was very consistent, averaging at least 42 yards per punt in every game but one … Best game was a 51-yard average at Vanderbilt … Boomed a 69-yard punt at Georgia, the eighth-longest punt in school history …

Team net punting average of 39.8 yards ranked seventh nationally and was the third-best mark in school history … As a sophomore, he punted the last three games of the season against Mississippi State, Vanderbilt, and Tennessee … Averaged 37.8 yards per punt with a long punt of 47 yards … As a redshirt freshman in 1999, he punted for the UK junior varsity … In 1998 he played basketball and baseball at Rochester College in Rochester Hills, Mich. … After his senior season, he played in the Hula Bowl Maui all-star game … Following his days as a Wildcat, he signed a free-agent contract with the Seattle Seahawks.

Pakulak Career Statistics

Year	Position	G-GS	Punts	Yards	Avg.	Long	TB	FC	I20	Blkd
2000	Punter	3-3	12	454	37.8	47	2	2	1	0
2001	Punter	11-11	56	2,492	44.5	69	5	8	18	0
2002	Punter	12-12	66	3,008	45.6	71	9	7	31	0
Totals		**26-26**	**134**	**5,954**	**44.4**	**71**	**16**	**17**	**50**	**0**



Glenn Pakulak came to UK as a walk-on and departed as the top punter in school history. As a senior, he earned first-team All-America honors and the Mosi Tatupu Award as the National Special Teams Player of the Year.

#77 Greg Perdue

Offensive Guard, 6-8, 339, 2L
Louisville, Ky. (North Bullitt/Jefferson Community College)

Played in nine games in his two-year stint with the Wildcats … Saw action in five games during his senior season in the offensive line and on special teams … Joined the team as a junior after having never played organized football … Began earning playing time late in the season and saw action in four games.

#20 Artose Pinner

Running Back, 5-11, 219, 4L
Hopkinsville, Ky. (Hopkinsville)

Played in 34 games with 14 starts … Ran for 2,105 yards and 17 touchdowns on 438 attempts, averaging 4.8 yards per carry … Totaled 407 receiving yards and two touchdowns on 58 receptions … Had 11 100-yard rushing games in his career … Blossomed into an outstanding player his senior season … SEC Player of the Year by the *Mobile Register* and a consensus first-team All-SEC pick … SEC Offensive Player of the Year by CollegeFootballNews.com and The Associated Press … SEC Back of the Year by the Birmingham Monday Morning Quarterback Club … SEC Most Improved Player of the Year by *The Southeastern Post* … Semifinalist for the Doak Walker Award as the nation's best running back … Honorable-mention All-America by CNNSI.com … Led the SEC, and was 13th in the nation in rushing yardage, averaging 117.8 yards per game…Had 1,414 yards on 283 attempts, a 5.0-yard average, and 13 touchdowns … His 1,414 rushing yards during his senior season is the second-highest single-season rushing total in school history behind Moe Williams' 1,600 yards in 1995 … Also third on the team in pass receptions with 37 for 264 yards and two scores … Rushed for over 100 yards eight times, setting a school record … Ran for a career-high 224 yards and four touchdowns against Vanderbilt on Senior Day … Tied a school record with four touchdowns against Vanderbilt and Middle Tennessee … Rushed for more than 100 yards against Texas-El Paso (116), Indiana (141), Middle Tennessee



Artose Pinner led the Southeastern Conference in rushing his senior season and was chosen the SEC Offensive Player of the Year.

(163), South Carolina (117), Georgia (111), Mississippi State (104), LSU (143) and Vanderbilt (224) …Had career highs of 10 receptions and 92 receiving yards against Indiana…Broke several Hoosier tackles on a 55-yard carry to end the third quarter, putting him over the 1,000-yard mark in his UK career … That run set up what proved to be the game-winning touchdown … Played in all 11 games as a junior, starting three … Team's leading rusher with 441 yards … Averaged 4.4 yards per carry and led the team in rushing touchdowns with four … Rushed for 130 yards and two touchdowns against Ole Miss … Rushed for 105 yards at South Carolina, the first Wildcat running back to rush for 100 yards in consecutive games since Anthony White in 1999 … Scored his first collegiate touchdown against Ball State ... Played in seven games as a soph, making starts against Louisville and South Florida … Team's second-leading rusher with 188 yards on 39 carries, averaging 4.8 yards per attempt … Came off the bench at Florida to rush for 125 yards on 17 carries … Also had nine receptions that season, good for 28 yards … Played in four of the last five regular-season games as a reserve fullback ... Gained 62 yards on 16 carries, an average of 3.9 per attempt ... Had six carries for 29 yards in the win over Louisiana State, including his season-long run of 11 yards ... Also played in the Music City Bowl, netting five yards on seven carries ... Saw extensive action for the UK junior varsity team ... In three JV games, he rushed for 337 yards and six touchdowns ... Also caught a touchdown pass and ran for a two-point conversion … After his senior season, played in the Senior Bowl but sustained a broken leg … Capped his Kentucky career by being selected in the fourth round of the NFL draft by the Detroit Lions.

Pinner Career Statistics

Year	Position	G-GS	Att.	Yds.	Avg.	TD	Long	Rec.	Yds.	Avg.	TD
1999	Fullback	4-0	16	62	3.9	0	11	0	0	-	0
2000	Fullback	7-2	39	188	4.8	0	31	9	28	3.1	0
2001	R. Back	11-3	100	441	4.4	4	66	12	115	9.6	0
2002	R. Back	12-9	283	1,414	5.0	13	55	37	264	7.1	2
Totals		**34-14**	**438**	**2,105**	**4.8**	**17**	**66**	**58**	**407**	**7.0**	**2**

Ronnie Riley

Linebacker, 6-2, 234, 4L
San Antonio, Tex. (Judson)

Played in 45 regular-season games with 18 starts … Tallied 132 tackles, 7.5 tackles for loss, and two sacks … Two-year member of the SEC Academic Honor Roll … Started every game at inside linebacker as a senior … Third on the team with 75 tackles, including 2.5 for loss ... Made a career-high 11 tackles against LSU ... Team captain along with Jared Lorenzen and Glenn Pakulak ... Showed great leadership, defining the concept of what it means to be a team captain … The 2001 season was his original senior season, but he sustained a season-ending knee injury in the season opener ... Had made 10 tackles in the game before the injury ... Received a medical hardship and retained his final season of eligibility ... Team co-captain along with Dougie Allen ... Played in all 11 games as a junior, seeing more playing time as the season progressed … Started the last five games at outside linebacker … Totaled 23 tackles … Had a season high of six stops, including a quarterback sack, vs. Vanderbilt … Soph season featured 10 games as a reserve linebacker and on special teams … Made six tackles, with a season high of two stops in the win over Arkansas … As a true freshman, played in all 11 games as a reserve linebacker and also saw some action at strong safety ... Made 18 tackles, including three for loss ... Top game was five tackles, with one for loss, against Eastern Kentucky ... Played well in the Outback Bowl with five tackles, including one for a five-yard loss, and caused a fumble that was recovered by the Wildcats.

Riley Career Statistics

Year	Position	G-GS	Tackles	TFL-Yds.	Sacks-Yds.	PBU
1998	LB/SS	11-0	18	3-7	0	2
1999	Linebacker	10-0	6	0	0	0
2000	Linebacker	11-5	23	1-4	1-4	0
2001	Linebacker	1-1	10	1-2	0	0
2002	Linebacker	12-12	75	2.5-4	1-2	0
Totals		**45-18**	**132**	**7.5-17**	**2-6**	**2**

Dewayne Robertson

Defensive Tackle, 6-3, 311, 3L
Memphis, Tenn. (Melrose)

His size and speed made him one of the most imposing figures on the Kentucky defensive line in recent memory … A three-year starter, he gave up his final year of eligibility to enter the NFL draft … Became the first-round draft pick of the New York Jets, the No. 4 player taken overall … Started 31 of 32 career games … Amassed 114 tackles, 26 tackles for loss, nine sacks, three forced fumbles and one fumble recovery … Started the first 16 games of his career before missing the LSU game in the 2001 season because of a knee injury … First-team All-SEC as a senior by the *Mobile Register* and a second-team all-league pick by SEC



Dewayne Robertson topped his Wildcat career by being selected by the New York Jets as the No. 4 pick in the first round of the 2003 NFL Draft.



Coaches and The Associated Press ... Led the team in sacks with five ... Had 48 tackles, including a season high of eight against Tennessee ... Recorded two sacks against Mississippi State ... Blocked an extra point attempt at Florida ... Started nine games his sophomore season, missing two because of injury ... Played very well in the season opener, tallying a career-high 10 tackles against Louisville ... Sustained a sprained ankle against Ball State and was not the same the remainder of the season ... A mid-season knee sprain caused him to miss two games ... Completed 26 tackles, including four tackles for loss ... Credited with six quarterback hurries ... Had one sack, that coming against Tennessee ... Started all 11 games at defensive tackle, a rare feat by a true freshman ... Freshman All-SEC as picked by SEC Coaches and the *Knoxville News-Sentinel* ... The hero of the Indiana game, causing two fumbles, both of which eventually resulted in Wildcat touchdowns ... His last fumble caused came with two minutes remaining in the game, and the loose ball was returned 21 yards by Matt Layow for the game-winning touchdown ... Totaled 40 tackles on the season ... Had a season-high eight stops vs. South Carolina, including three tackles for loss ... Second on the team in tackles for loss with 13.5 ... Picked off an interception against Mississippi State and followed with a nifty nine-yard return.

Robertson Career Statistics

Year	Position	G-GS	Tackles	TFL-Yds.	Sacks-Yds.	FC	FR	Int.-Yds
2000	Def. Tackle	11-11	40	13.5-52	3-24	3	1	1-9
2001	Def. Tackle	9-9	26	4-12	1-6	0	0	0
2002	Def. Tackle	12-11	48	8.5-49	5-40	0	0	0
Totals		**32-31**	**114**	**26-113**	**9-70**	**3**	**1**	**1-9**

John Robinson

Defensive Tackle, 6-4, 279, 4L
Old Washington, Ohio (Buckeye Trail)

Played in 43 games as a Wildcat, with six career starts ... Totaled 44 tackles, six tackles for loss, one half sack and two pass breakups ... Saw action in 10 games in his senior season, missing two because of injury ... Amassed 16 tackles, three tackles for loss, one-half sack, one pass deflection and one quarterback hurry ... Credited with two tackles, and one-half sack against Louisville ... Registered four tackles and one-half tackle-for-loss against Mississippi State ... In 2001, played in all 11 games as a defensive line reserve, contributing six tackles ... Played in all 11 games during his 2000 sophomore season, starting six contests and adding 15 tackles ... As a freshman, played in all 11 regular-season games ... Made seven tackles, including one in the Music City Bowl ... Redshirted in 1998 ... Two-year member of the SEC Academic Honor Roll.

Year	Position	G-GS	Tackles	TFL-Yds.	Sacks-Yds.	PBU
1999	Def. Tackle	11-0	7	1-1	0	0
2000	Def. Tackle	11-6	15	1-1	0	1
2001	Def. Tackle	11-0	6	1-3	0	0
2002	Def. Tackle	10-0	16	3-6	0.5-3	1
Totals		**43-6**	**44**	**4-11**	**0.5-3**	**2**

Ernest Simms

Wide Receiver, 5-8, 168, 4L
Warner Robins, Ga. (Houston County)

Played in 37 regular-season games with four starts ... Caught 43 passes for 613 yards and four touchdowns ... Participated on special teams during his first three seasons, returning several kickoffs ... As a senior he caught 11 passes for 165 yards ... Scored UK's first points of the season when he dashed 64 yards to the end zone on a screen pass against Louisville ... Played in all 11 games, starting twice ... Caught 16 passes for 218 yards, a 13.6-yard average, and one touchdown ... Made a career-high six receptions, good for 75 yards, against Florida ... Hauled in a 38-yard TD at Mississippi State ... Originally projected to redshirt as a sophomore, but injuries pressed him into service and he played the last seven games ... Totaled 10 receptions for 168 yards and two touchdowns ... Also rushed four times for 48 yards ... Averaged 21.8 yards on eight kickoff returns ... Caught a short pass and weaved 86 yards for a touchdown against Georgia, the fifth-longest pass play in UK history ... Started against Vanderbilt and caught a TD pass ... Played in eight games as a true freshman ... Caught six passes for 62 yards ... Returned three kickoffs for a healthy average of 25 yards per return.

Simms Career Statistics

Year	Position	G-GS	Rec.	Yds.	Avg.	TD	Long	KOR	Yds.	Avg.
1999	Wide Rec.	8-0	6	62	10.3	0	20	3	75	25.0
2000	Wide Rec.	7-1	10	168	16.8	2	86	8	174	21.8
2001	Wide Rec.	11-2	16	218	13.6	1	38	3	42	14.0
2002	Wide Rec.	11-1	11	165	15.0	1	64	0	0	--
Totals		**37-4**	**43**	**613**	**14.3**	**4**	**86**	**14**	**291**	**20.8**

Derrick Tatum

Cornerback, 6-0, 190, 4L
Cleveland, Ohio (Shaker Heights)

Reliable performer who played in every game during his career ... Played 45 games and started 22 ... Showed toughness by playing with occasional nagging injuries ... Amassed 125 tackles, 18 pass breakups, five interceptions, two fumble recoveries and one forced fumble ... Team's top cover corner his last two seasons, usually assigned to the opponent's best receiver ... Had at least one interception in each season of his career, and all five of his career picks came against Southeastern Conference competition, including two vs. Tennessee ... Started all 12 games at cornerback his senior year ... Played his best ball as a senior with 40 tackles, eight pass breakups, and two interceptions ... Returned an interception for a touchdown at Mississippi State and also had a pick vs. South Carolina ... Notched a career-best 10 tackles, including one for a loss, and a pass breakup against Florida ... Played in all 11 games, drawing seven starting assignments ... Totaled 42 tackles and nine pass breakups ... Grabbed an interception at Georgia ... Had a career-high three pass breakups against Florida ... Played in all 11 games as a sophomore ... Started three games late in the season when Kenneth Grant was battling injuries ... Made 37 tackles ... Had a season-high seven tackles in two games ... Got an interception against Tennessee ... Played in all 11 games as a true freshman ... Saw most of his playing time on special teams ... Did see extensive action at cornerback in the Tennessee game with Eric Kelly out of action and came up with an interception and a fumble recovery ... Totaled six tackles for the season ... Following his career he signed a free-agent contract with the Tennessee Titans.

Tatum Career Statistics

Year	Position	G-GS	Tackles	PBU	Int.-Yds.	FC	FR
1999	Cornerback	11-0	6	0	1-6	0	1
2000	Cornerback	11-3	37	1	1-16	0	1
2001	Cornerback	11-7	42	9	1-0	1	0
2002	Cornerback	12-12	40	8	2-55	0	0
Totals		**45-22**	**125**	**18**	**5-77**	**1**	**2**

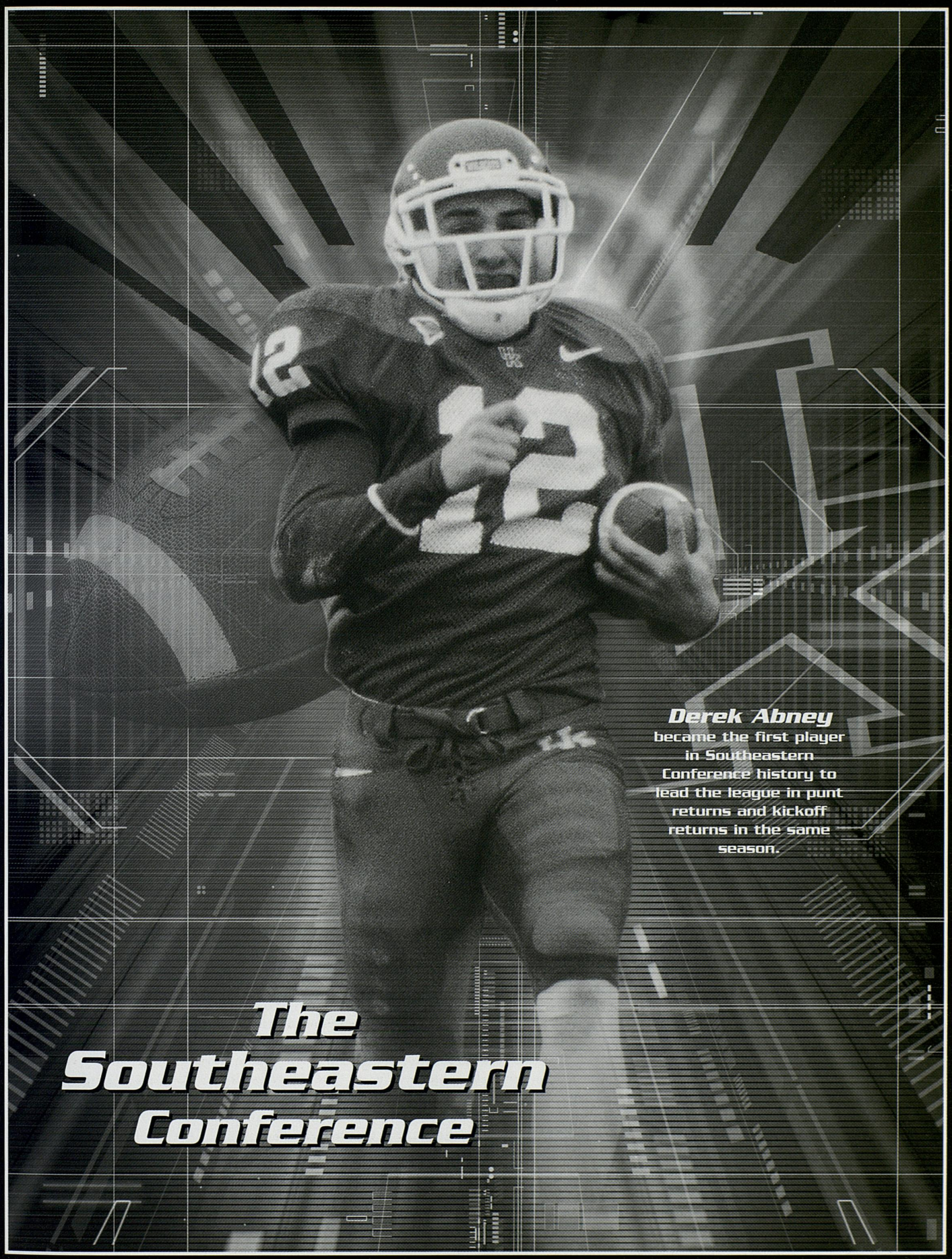

The Southeastern Conference

Derek Abney became the first player in Southeastern Conference history to lead the league in punt returns and kickoff returns in the same season.

SEC Administrative Staff



Mike Slive
Commissioner



Mark Womack
Executive Associate Commissioner



Brad Davis
Associate Commissioner



Mark Whitworth
Associate Commissioner



Greg Sankey
Associate Commissioner



Debbie Corum
Associate Commissioner



Gil Grimes
Associate Commissioner



Leann Cook
Assistant Commissioner

Media Relations Staff



Charles Bloom
Associate Commissioner



Tammy Wilson
Associate Director of Media Relations



DeWayne Peevey
Assistant Director of Media Relations



Chuck Dunlap
Media Relations Assistant

SEC Office

2201 Richard Arrington Blvd. N. • Birmingham, AL 35203-1103

Main Phone: (205) 458-3000 • SEC Media Relations: (205) 458-3010 • Fax: (205) 458-3030

A pioneer in the integration of higher education and athletic competition, the Southeastern Conference stands ready to advance intercollegiate athletics into the 21st century.

SEC schools began athletic competition with one another over 100 years ago as members of the Southern Intercollegiate Athletic Association. Seven institutions (Alabama, Auburn, Georgia, Georgia Tech, North Carolina, Sewanee and Vanderbilt) attended the SIAA organizational meeting of faculty representatives, called by Dr. William L. Dudley of Vanderbilt, in Atlanta Dec. 22, 1894.

Kentucky joined the SIAA in 1895. By 1920, the SIAA had 30 members and the larger schools, including Kentucky, reorganized as the 14-member Southern Conference. By 1928, the SC grew to 23 members and realignment occurred again.

The 13 members west and south of the Appalachian Mountains reorganized as the Southeastern Conference at the annual SC meeting of Dec. 8-9, 1932, in Knoxville. The 10 coast members remained in the Southern Conference. Dr. Frank L. McVey of Kentucky was elected president of the new conference whose charter members were: Alabama, Auburn, Florida, Georgia, Georgia Tech, Kentucky, Louisiana State, Mississippi, Mississippi State, Sewanee, Tennessee, Tulane and Vanderbilt. (Sewanee withdrew Dec. 13, 1940, Georgia Tech on June 1, 1964, and Tulane on June 1, 1966.) McVey held an informal meeting of the school presidents in Birmingham Feb. 10, 1933, then the first full meeting in Atlanta Feb. 27.

The office of the commissioner was formed in 1940 in Jackson due to the great amount of detail work developing, especially in recruiting and eligibility. Former Mississippi Governor Martin S. Connor took office as commissioner Aug. 21, 1940. Connor later became ill and the secretary of the conference, Dean N.W. Dougherty of Tennessee, served as acting commissioner during the fall of 1946.

The office moved to Birmingham with the appointment of Bernie H. Moore as the second full-time commissioner on Feb. 21, 1948. Moore, a former LSU coach, guided the SEC to national respect in his 18-year tenure.

Since Moore, the commissioners have been A. M. (Tonto) Coleman from 1966-72; Dr. H. Boyd McWhorter from 1972-86; Dr. Harvey Schiller from 1986-90; and Roy Kramer from 1990-2002. Michael L. Slive, who served as Commissioner of Conference USA for seven years, was appointed the seventh Commissioner of the SEC on July 2, 2002.

The league made its first expansion with the addition of Arkansas and South Carolina during the 1991-92 school year.

The first SEC champions were crowned in 1933 in baseball, basketball, football and outdoor track. The league's inaugural championship event was a basketball tournament in Atlanta Feb. 24-28, 1933. Records show the first men's team title for cross country was awarded in 1935, while golf and swimming were added in 1937. The league later began hosting championships in tennis (1938) and indoor track (1957).

In the 1979-80 academic year SEC championships for women were recognized in basketball, tennis and volleyball. The following year golf, gymnastics, swimming and track and field were added. Soccer was added in 1993 and softball began in 1997. The administration of women's athletics officially came under the auspices of the conference office on Sept. 1, 1984.

The SEC currently regulates nine men's sports and 11 women's sports: Men - baseball, basketball, football, golf, swimming, tennis and track (cross country, indoor and outdoor). Women's - basketball, golf, gymnastics, soccer, softball, swimming, tennis, track (cross country, indoor and outdoor) and volleyball.

2003 SEC Schedule

Saturday, August 30
South Florida at Alabama
Southern California at Auburn
San Jose State at Florida
Georgia at Clemson
Louisville at Kentucky (Aug. 31)
Louisiana-Monroe at LSU
Ole Miss at Vanderbilt
Oregon at Mississippi State
Louisiana-Lafayette
at South Carolina
Fresno State at Tennessee

Saturday, September 6
Oklahoma at Alabama
Tulsa at Arkansas
Auburn at Georgia Tech
Florida at Miami (Fla.)
Middle Tennessee at Georgia
LSU at Arizona
Ole Miss at Memphis
Virginia at South Carolina
Marshall at Tennessee
Florida Atlantic at Kentucky
UT-Chattanooga at Vanderbilt

Saturday, September 13
Kentucky at Alabama
Arkansas at Texas
Auburn at Vanderbilt
South Carolina at Georgia
Marshall at LSU
Louisiana-Monroe at Ole Miss
Mississippi State at Tulane
Florida A&M at Florida

Saturday, September 20
Northern Illinois at Alabama
North Texas at Arkansas
Tennessee at Florida
Georgia at LSU
Kentucky at Indiana
Mississippi State at Houston
UAB at South Carolina
Vanderbilt at TCU

Saturday, September 27
Arkansas at Alabama
Western Kentucky at Auburn
Florida at Kentucky
LSU at Mississippi State
Texas Tech at Ole Miss
South Carolina at Tennessee
Georgia Tech at Vanderbilt

Saturday, October 4
Alabama at Georgia
Ole Miss at Florida
Vanderbilt at Mississippi State
Tennessee at Auburn

Saturday, October 11
Southern Miss at Alabama
Auburn at Arkansas
Florida at LSU
Georgia at Tennessee
Kentucky at South Carolina
Arkansas State at Ole Miss
Memphis at Mississippi State
Navy at Vanderbilt

Saturday, October 18
Alabama at Ole Miss
Florida at Arkansas
Mississippi State at Auburn
Georgia at Vanderbilt
LSU at South Carolina
Ohio University at Kentucky

Saturday, October 25
Tennessee at Alabama
Arkansas at Ole Miss
Auburn at LSU
Mississippi State at Kentucky
Vanderbilt at South Carolina
UAB at Georgia

Saturday, November 1
Arkansas at Kentucky
Louisiana-Monroe at Auburn
Duke at Tennessee
Florida vs. Georgia
Louisiana Tech at LSU
South Carolina at Ole Miss

Saturday, November 8
Alabama at Mississippi State
South Carolina at Arkansas
Ole Miss at Auburn
Vanderbilt at Florida
Tennessee at Miami (Fla.)

Saturday, November 15
LSU at Alabama
New Mexico State at Arkansas
Auburn at Georgia
Mississippi State at Tennessee
Florida at South Carolina
Kentucky at Vanderbilt

Saturday, November 22
Alabama at Auburn
Mississippi State at Arkansas
Florida State at Florida
Kentucky at Georgia
LSU at Ole Miss
Clemson at South Carolina
Vanderbilt at Tennessee

Saturday, November 29
Arkansas at LSU (Nov. 28)
Georgia at Georgia Tech
Tennessee at Kentucky
Ole Miss at Miss. State (Nov. 27)
Alabama at Hawai'i



Mike Williams (1) and Raymond Fontaine celebrate a fumble recovery.

SEC Football Champions

Year	Champion	Record
1933	Alabama	5-0-1
1934	Tulane	8-0
	Alabama	7-0
1935	LSU	5-0
1936	LSU	6-0
1937	Alabama	6-0
1938	Tennessee	7-0
1939	Tennessee	6-0
	Georgia Tech	6-0
	Tulane	5-0
1940	Tennessee	5-0
1941	Miss. State	4-0-1
1942	Georgia	6-1
1943	Georgia Tech	3-0
1944	Georgia Tech	4-0
1945	Alabama	6-0
1946	Georgia	5-0
	Tennessee	5-0
1947	Ole Miss	6-1
1948	Georgia	6-0
1949	Tulane	5-1
1950	**Kentucky**	**5-1**
1951	Georgia Tech	7-0
	Tennessee	5-0
1952	Georgia Tech	6-0
1953	Alabama	4-0-3
1954	Ole Miss	5-1
1955	Ole Miss	5-1
1956	Tennessee	6-0
1957	Auburn	7-0
1958	LSU	6-0
1959	Georgia	7-0
1960	Ole Miss	5-0-1
1961	Alabama	7-0
	LSU	6-0
1962	Ole Miss	6-0
1963	Ole Miss	5-0-1
1964	Alabama	8-0
1965	Alabama	6-1-1
1966	Alabama	6-0
	Georgia	6-0
1967	Tennessee	6-0
1968	Georgia	5-0-1
1969	Tennessee	5-1
1970	LSU	5-0
1971	Alabama	7-0
1972	Alabama	7-1
1973	Alabama	8-0
1974	Alabama	6-0
1975	Alabama	6-0
1976	**Kentucky**	**5-1**
	Georgia	5-1
1977	Alabama	7-0
1978	Alabama	6-0
1979	Alabama	6-0
1980	Georgia	6-0
1981	Georgia	6-0
	Alabama	6-0
1982	Georgia	6-0
1983	Auburn	6-0
1984	vacated	
1985	Tennessee	5-1
1986	LSU	5-1
1987	Auburn	5-0-1
1988	LSU	6-1
	Auburn	6-1
1989	Alabama	6-1
	Auburn	6-1
	Tennessee	6-1
1990	Tennessee	5-1-1
1991	Florida	7-0
1992	Alabama	8-0
1993	Florida	7-1
1994	Florida	7-1
1995	Florida	8-0
1996	Florida	8-0
1997	Tennessee	7-1
1998	Tennessee	8-0
1999	Alabama	7-1
2000	Florida	7-1
2001	LSU	5-3
2002	Georgia	7-1

Final 2002 SEC Statistics

Eastern Division

	SEC	Pct.	PF	PA	Overall	Pct.	PF	PA	Home	Away	Neutral	vs. Div.	Streak
#Georgia	7-1	.875	226	144	13-1	.929	450	212	7-0	4-0	2-1	4-1	W5
Florida	6-2	.750	191	160	8-5	.615	336	279	5-2	2-2	1-1	5-0	L2
Tennessee	5-3	.625	182	147	8-5	.615	296	227	4-3	3-1	1-1	3-2	L1
Kentucky	3-5	.375	215	228	7-5	.583	385	301	4-3	3-2	0-0	1-4	L1
South Carolina	3-5	.375	108	156	5-7	.417	225	262	3-3	2-4	0-0	2-3	L5
Vanderbilt	0-8	.000	121	260	2-10	.167	221	368	2-5	0-5	0-0	0-5	L4

- Eastern Division Champion

Western Division

	SEC	Pct.	PF	PA	Overall	Pct.	PF	PA	Home	Away	Neutral	vs. Div.	Streak
**Arkansas	5-3	.625	223	184	9-5	.643	370	277	6-2	3-1	0-2	4-1	L2
*Auburn	5-3	.625	213	150	9-4	.692	388	231	5-2	3-2	1-0	4-1	W2
*LSU	5-3	.625	179	160	8-5	.615	323	238	6-1	2-3	0-1	2-3	L2
Ole Miss	3-5	.375	175	230	7-6	.538	351	331	6-1	0-5	1-0	1-4	W2
Miss. State	0-8	.000	123	265	3-9	.250	227	339	2-4	1-5	0-0	0-5	L5
Alabama	6-2	.750	227	99	10-3	.769	377	200	5-2	5-1	0-0	4-1	W1

** - Western Division SEC Championship Game Representative/ * - Western Division Co-Champions

Individual Leaders ( ) - NCAA Ranking in Parenthesis

Rushing

	Team	Cl	G	Att	Yds	Avg	TD	Yds/G
Artose Pinner (13)	UK	SR	12	283	1414	5.0	13	117.8
Musa Smith (32)	UG	JR	13	260	1324	5.1	8	101.8
Ronnie Brown (60)	AU	SO	12	175	1008	5.8	13	84.0
Earnest Graham (61)	UF	SR	13	240	1085	4.5	11	83.5
Fred Talley (67)	AR	SR	14	197	1119	5.7	2	79.9
Kwane Doster. (72)	VU	FR	11	160	798	5.0	3	72.5
Domanick Davis (75)	LS	SR	13	193	931	4.8	7	71.6
Shaud Williams (76)	UA	JR	13	130	921	7.1	5	70.8
Cedric Houston (89)	UT	SO	12	153	779	5.1	6	64.9
Santonio Beard (96)	UA	JR	13	165	811	4.9	12	62.4

Passing Avg/Game

	Team	Cl	G	Att	Cmp	Int	Pct.	Yds	TD	Avg/G
Rex Grossman	UF	JR	13	503	287	17	57.1	3402	22	261.7
Eli Manning	UM	JR	13	481	279	15	58.0	3401	21	261.6
David Greene	UG	SO	14	379	218	8	57.5	2924	22	208.9
Casey Clausen	UT	JR	11	310	194	7	62.6	2297	11	208.8
Kevin Fant	MS	JR	10	311	163	12	52.4	1918	10	191.8
Jared Lorenzen	UK	JR	12	327	183	5	56.0	2267	24	188.9
Jay Cutler	VU	FR	11	212	103	9	48.6	1433	10	130.3
Tyler Watts	UA	SR	11	181	112	4	61.9	1414	7	128.5
Matt Jones	AR	SO	14	234	122	8	52.1	1592	16	113.7
Corey Jenkins	SC	SR	12	180	100	10	55.6	1334	7	111.2

Total Offense

	Team	Cl	G	Rush	Pass	Plays	Total	Yds/G
Rex Grossman (19)	UF	JR	13	-65	3402	561	3337	256.7
Eli Manning (23)	UM	JR	13	-120	3401	520	3281	252.4
Casey Clausen (50)	UT	JR	11	-7	2297	371	2290	208.2
David Greene (54)	UG	SO	14	-52	2924	444	2872	205.1
Kevin Fant (80)	MS	JR	10	-69	1918	372	1849	184.9
Jared Lorenzen (64)	UK	JR	12	-51	2267	387	2216	184.7
Jay Cutler. (81)	VU	FR	11	393	1433	335	1826	166.0
Corey Jenkins (82)	SC	SR	12	656	1334	340	1990	165.8
Tyler Watts (88)	UA	SR	11	356	1414	311	1770	160.9
Matt Jones (92)	AR	SO	14	614	1592	363	2206	157.6

Receptions/Game

	Team	Cl	G	Rec	Yds	TD	Avg/C	Rec/G
Taylor Jacobs (16)	UF	SR	11	71	1088	8	15.3	6.45
Carlos Perez (38)	UF	JR	11	58	591	4	10.2	5.27
T. Edwards (T63)	UG	SR	13	59	1004	11	17.0	4.54
Michael Clayton (T73)	LS	SO	13	57	749	5	13.1	4.38
Chris Collins (T81)	UM	JR	13	55	812	10	14.8	4.23
Bill Flowers (T93)	UM	SO	13	53	588	3	11.1	4.08
Dan Stricker	VU	SR	12	44	620	6	14.1	3.67
Fred Gibson	UG	SO	12	43	758	4	17.6	3.58
George Wilson	AR	JR	14	49	626	7	12.8	3.50
Aaron Boone	UK	SR	12	41	706	10	17.2	3.42

Receive Yds/Game

	Team	Cl	G	Rec	Yds	TD	Avg/C	Yds/G
Taylor Jacobs (14)	UF	SR	11	71	1088	8	15.3	98.9
T. Edwards (42)	UG	SR	13	59	1004	11	17.0	77.2
Fred Gibson (65)	UG	SO	12	43	758	4	17.6	63.2
Chris Collins (67)	UM	JR	13	55	812	10	14.8	62.5
Aaron Boone (82)	UK	SR	12	41	706	10	17.2	58.8
Michael Clayton (T86)	LS	SO	13	57	749	5	13.1	57.6
Terrell Grindle	MS	SR	11	34	608	3	17.9	55.3
Carlos Perez	UF	JR	11	58	591	4	10.2	53.7
Dan Stricker	VU	SR	12	44	620	6	14.1	51.7
Derek Abney	UK	JR	12	40	569	4	14.2	47.4

All Purpose

	Team	Cl	G	Rush	Rcv	PR	KR	Yds	Avg/G
Domanick Davis (6)	LS	SR	13	931	130	499	560	2120	163.1
Derek Abney (10)	UK	JR	12	5	569	544	804	1922	160.2
Artose Pinner (26)	UK	SR	12	1414	264	0	0	1678	139.8
Kwane Doster (30)	VU	FR	11	798	109	0	616	1523	138.5
Shaud Williams (41)	UA	JR	13	921	228	346	91	1586	122.0
Musa Smith (72)	UG	JR	13	1324	107	0	0	1431	110.1
Taylor Jacobs (96)	UF	SR	11	43	1088	0	0	1131	102.8
Fred Gibson	UG	SO	12	-6	758	0	460	1212	101.0
Ronnie Brown	AU	SO	12	1008	166	0	15	1189	99.1
T. Edwards	UG	SR	13	0	1004	40	202	1246	95.8

Pass Efficiency

	Team	Cl	G	Att	Cmp	Int	Pct.	Yds	TD	Eff.
David Greene (18)	UG	SO	14	379	218	8	57.5	2924	22	137.3
Tyler Watts (22)	UA	SR	11	181	112	4	61.9	1414	7	135.8
Jared Lorenzen (23)	UK	JR	12	327	183	5	56.0	2267	24	135.4
Casey Clausen (29)	UT	JR	11	310	194	7	62.6	2297	11	132.0
Eli Manning (47)	UM	JR	13	481	279	15	58.0	3401	21	125.6
Matt Jones (49)	AR	SO	14	234	122	8	52.1	1592	16	125.0
Rex Grossman (60)	UF	JR	13	503	287	17	57.1	3402	22	121.5
Corey Jenkins (68)	SC	SR	12	180	100	10	55.6	1334	7	119.5
Jay Cutler (87)	VU	FR	11	212	103	9	48.6	1433	10	112.4
Marcus Randall (90)	LS	SO	11	181	87	5	48.1	1173	7	109.7



Punt Return Avg

	Team	Cl	G	Ret	Yds	TD	Avg
Derek Abney (11)	UK	JR	12	36	544	4	15.1
Domanick Davis (22)	LS	SR	13	36	499	1	13.9
D. Birmingham (31)	AR	SO	14	28	342	0	12.2
Jason Armstead (35)	UM	SR	12	32	383	1	12.0
Roderick Hood (39)	AU	SR	13	36	417	0	11.6
Rashad Baker	UT	JR	11	12	129	0	10.8
Keiwan Ratliff (50)	UF	JR	13	32	341	0	10.7
Korey Banks (T57)	MS	SR	12	20	200	0	10.0
Mark Jones (67)	UT	JR	13	26	240	0	9.2
Shaud Williams (74)	UA	JR	13	40	346	0	8.6

Kick Return Avg

	Team	Cl	G	Ret	Yds	TD	Avg
Derek Abney (T10)	UK	JR	12	30	804	2	26.8
Kwane Doster (17)	VU	FR	11	24	616	0	25.7
Fred Reid (22)	MS	SO	12	18	441	0	24.5
Fred Gibson (24)	UG	SO	12	19	460	1	24.2
Corey Larkins (34)	UT	SO	13	26	611	0	23.5
Domanick Davis (35)	LS	SR	13	24	560	0	23.3
D. Birmingham (39)	AR	SO	14	28	638	0	22.8
Ran Carthon (47)	UF	JR	13	17	380	0	22.4
Ryan Brewer	SC	SR	11	11	243	0	22.1
Jason Armstead	UM	SR	12	19	354	0	18.6

Punting

	Team	Cl	G	Punts	Yds	Avg
Glenn Pakulak	UK	JR	11	56	2492	44.5
Damon Duval	AU	JR	11	51	2244	44.0
Jonathan Kilgo	UG	JR	11	42	1838	43.8
Donnie Jones	LS	SO	12	47	2054	43.7
Richie Butler	AR	JR	11	67	2848	42.5
Tyeler Dean	SC	JR	11	41	1707	41.6
Joe Webb	VU	SR	11	57	2358	41.4
Jared Cook	MS	FR	11	60	2445	40.8
Dustin Colquitt	UT	FR	12	51	2020	39.6
Lane Bearden	UA	JR	11	50	1980	39.6

Scoring Offense

	G	TD	XP	2XP	DXP	FG	Saf	Pts	Avg
Georgia (22)	14	53	52	0	0	26	1	450	32.1
Kentucky (23)	12	52	42	0	0	9	2	385	32.1
Auburn (38)	13	52	47	3	0	7	1	388	29.8
Alabama (52)	13	45	39	2	0	18	0	367	28.2
Ole Miss (62)	13	43	40	2	0	15	2	351	27.0
Arkansas (66)	14	45	42	0	0	18	2	370	26.4
Florida (69)	13	45	33	2	1	9	0	336	25.8
LSU (75)	13	39	34	2	0	17	0	323	24.8
Tennessee (86)	13	36	28	0	0	16	2	296	22.8
Miss. State (T103)	12	26	17	2	0	16	1	227	18.9
South Carolina (107)	12	28	25	1	0	10	0	225	18.8
Vanderbilt (109)	12	28	27	1	0	8	0	221	18.4

Scoring Defense

	G	TD	XP	2XP	DXP	FG	Saf	Pts	Avg
Georgia (4)	14	28	21	1	0	7	0	212	15.1
Alabama (5)	13	24	19	3	0	9	2	200	15.4
Tennessee (T11)	13	24	21	0	0	20	1	227	17.5
Auburn (13)	13	27	27	0	0	14	0	231	17.8
LSU (T15)	13	30	27	1	0	9	1	238	18.3
Arkansas (26)	14	30	23	0	0	24	1	277	19.8
Florida (31)	13	34	28	3	0	13	1	279	21.5
South Carolina (34)	12	31	25	2	0	15	1	262	21.8
Kentucky (52)	12	39	31	2	1	10	0	301	25.1
Ole Miss (55)	13	41	37	2	0	14	1	331	25.5
Miss. State (77)	12	44	39	1	0	10	2	339	28.2
Vanderbilt (85)	12	45	40	1	0	18	1	368	30.7

Pass Offense

	G	Att	Cmp	In	Pct.	Yds	Avg	TD	Yds/G
Florida (20)	13	517	295	18	57.1	3519	6.8	22	270.7
Ole Miss (23)	13	486	283	15	58.2	3437	7.1	21	264.4
Georgia (39)	14	445	257	10	57.8	3435	7.7	28	245.4
Miss. State (58)	12	442	226	22	51.1	2611	5.9	13	217.6
Tennessee (67)	13	356	218	7	61.2	2635	7.4	14	202.7
Kentucky (70)	12	350	195	6	55.7	2387	6.8	24	198.9
Alabama (77)	13	310	174	9	56.1	2473	8.0	12	190.2
Auburn (81)	13	299	174	10	58.2	2390	8.0	18	183.8
LSU (102)	13	325	155	8	47.7	1990	6.1	16	153.1
South Carolina (103)	12	261	140	15	53.6	1821	7.0	10	151.8
Vanderbilt (107)	12	257	128	12	49.8	1669	6.5	10	139.1
Arkansas (109)	14	299	148	13	49.5	1885	6.3	18	134.6

Pass Defense

	G	Att	Cmp	Int	Pct.	Yds	Avg	TD	Yds/G
LSU (2)	13	361	163	17	45.2	1985	5.5	13	152.7
Miss. State (3)	12	282	140	14	49.6	1847	6.5	22	153.9
Tennessee (4)	13	349	170	12	48.7	2031	5.8	9	156.2
Florida (7)	13	362	185	7	51.1	2111	5.8	14	162.4
Alabama (17)	13	374	185	18	49.5	2303	6.2	11	177.2
Auburn (26)	13	425	235	21	55.3	2424	5.7	9	186.5
South Carolina (27)	12	355	210	9	59.2	2243	6.3	17	186.9
Ole Miss (28)	13	349	181	18	51.9	2435	7.0	17	187.3
Georgia (31)	14	410	226	16	55.1	2653	6.5	14	189.5
Vanderbilt (63)	12	337	216	6	64.1	2630	7.8	11	219.2
Kentucky (72)	12	369	174	10	47.2	2723	7.4	23	226.9
Arkansas (83)	14	483	267	19	55.3	3283	6.8	17	234.5

Kickoff Returns

	G	Ret	Yds	TD	Avg
LSU (7)	13	38	914	0	24.1
Kentucky (11)	12	49	1154	2	23.6
Tennessee (14)	13	37	855	1	23.1
Miss. State (20)	12	46	1051	0	22.8
Arkansas (44)	14	42	872	0	20.8
Vanderbilt (52)	12	50	1021	0	20.4
Georgia (57)	14	38	764	1	20.1
South Carolina (70)	12	43	844	1	19.6
Alabama (78)	13	29	563	0	19.4
Ole Miss (101)	13	50	910	0	18.2
Florida (102)	13	34	618	0	18.2
Auburn (105)	13	35	622	0	17.8

Punting

	G	No	Yards	Avg	Ret	Yds	Avg	Net/P
Kentucky (3)	12	71	3142	44.3	33	296	4.2	40.1
Vanderbilt (4)	12	67	2891	43.1	34	295	4.4	38.7
South Carolina (6)	12	53	2181	41.2	22	158	3.0	38.2
Tennessee (8)	13	68	2883	42.4	30	294	4.3	38.1
LSU (12)	13	68	2852	41.9	35	283	4.2	37.8
Auburn (23)	13	56	2351	42.0	24	311	5.6	36.4
Georgia (30)	14	64	2708	42.3	33	400	6.2	36.1
Ole Miss (47)	13	71	2982	42.0	45	501	7.1	34.9
Alabama (51)	13	60	2412	40.2	40	326	5.4	34.8
Arkansas (86)	14	74	2729	36.9	32	318	4.3	32.6
Miss. State (101)	12	71	2932	41.3	45	706	9.9	31.4
Florida (106)	13	76	2745	36.1	36	443	5.8	30.3

Turnover Margin

		|--Gained--|			|---Lost---|			
	G	Fum	Int	Tot	Fum	Int	Tot	Mar	Per/G
Arkansas (11)	14	17	19	36	6	13	19	+17	1.21
Alabama (12)	13	15	18	33	9	9	18	+15	1.15
Auburn (T22)	13	11	21	32	13	10	23	+9	0.69
Kentucky (T30)	12	12	10	22	9	6	15	+7	0.58
Georgia (T32)	14	15	16	31	13	10	23	+8	0.57

Ole Miss (T41)	13	11	18	29	9	15	24	+5	0.38
Tennessee (T52)	13	13	12	25	16	7	23	+2	0.15
LSU (T67)	13	8	17	25	18	8	26	-1	-0.08
South Carolina (T76)	12	12	9	21	11	15	26	-5	-0.42
Florida (91)	13	10	7	17	8	18	26	-9	-0.69
Vanderbilt (T105)	12	5	6	11	13	12	25	-14	-1.17
Miss. State (T111)	12	9	14	23	16	22	38	-15	-1.25

Rushing Offense

	G	Att	Yds	Avg	TD	Yds/G
Arkansas (12)	14	643	3065	4.8	22	218.9
Alabama (18)	13	619	2772	4.5	29	213.2
Auburn (25)	13	563	2648	4.7	32	203.7
LSU (29)	13	558	2560	4.6	19	196.9
Vanderbilt (43)	12	481	2082	4.3	18	173.5
South Carolina (45)	12	477	2005	4.2	16	167.1
Tennessee (55)	13	517	1957	3.8	19	150.5
Kentucky (57)	12	430	1782	4.1	19	148.5
Georgia (67)	14	536	1954	3.6	18	139.6
Florida (73)	13	465	1771	3.8	20	136.2
Miss. State (91)	12	421	1431	3.4	10	119.2
Ole Miss (110)	13	413	1226	3.0	20	94.3

Rushing Defense

	G	Rush	Yds	Avg.	TD	Yds/G
Alabama (4)	13	390	1042	2.7	10	80.2
Arkansas (18)	14	504	1590	3.2	11	113.6
Georgia (T19)	14	524	1596	3.0	11	114.0
Tennessee (33)	13	491	1672	3.4	12	128.6
LSU (41)	13	464	1743	3.8	16	134.1
Auburn (46)	13	467	1842	3.9	17	141.7
Ole Miss (65)	13	518	2080	4.0	18	160.0
Florida (68)	13	526	2121	4.0	14	163.2
South Carolina (71)	12	481	1974	4.1	11	164.5
Miss. State (82)	12	525	2041	3.9	17	170.1
Kentucky (87)	12	495	2092	4.2	13	174.3
Vanderbilt (95)	12	491	2239	4.6	30	186.6

Total Offense

	G	Rush	Pass	Plays	Yards	Avg/P	TD	Yds/G
Florida (25)	13	1771	3519	982	5290	5.4	42	406.9
Alabama (30)	13	2772	2473	929	5245	5.6	41	403.5
Auburn (44)	13	2648	2390	862	5038	5.8	50	387.5
Georgia (49)	14	1954	3435	981	5389	5.5	46	384.9



The UK offensive line, including returnees Antonio Hall (73), Nick Seitze (78), and Sylvester Miller (75), has the goal of winning the fourth quarter.

Ole Miss (76)	13	1226	3437	899	4663	5.2	41	358.7
Arkansas (84)	14	3065	1885	942	4950	5.3	40	353.6
Tennessee (85)	13	1957	2635	873	4592	5.3	33	353.2
LSU (86)	13	2560	1990	883	4550	5.2	35	350.0
Kentucky (87)	12	1782	2387	780	4169	5.3	43	347.4
Miss. State (93)	12	1431	2611	863	4042	4.7	23	336.8
South Carolina (103)	12	2005	1821	738	3826	5.2	26	318.8
Vanderbilt (110)	12	2082	1669	738	3751	5.1	28	312.6

Total Defense

	G	Rush	Pass	Plys	Yards	Avg	TD	Yds/G
Alabama (3)	13	1042	2303	764	3345	4.4	21	257.3
Tennessee (5)	13	1672	2031	840	3703	4.4	21	284.8
LSU (8)	13	1743	1985	825	3728	4.5	29	286.8
Georgia (15)	14	1596	2653	934	4249	4.5	25	303.5
Miss. State (24)	12	2041	1847	807	3888	4.8	39	324.0
Florida (25)	13	2121	2111	888	4232	4.8	28	325.5
Auburn (26)	13	1842	2424	892	4266	4.8	26	328.2
Ole Miss (41)	13	2080	2435	867	4515	5.2	35	347.3
Arkansas (44)	14	1590	3283	987	4873	4.9	28	348.1
South Carolina (45)	12	1974	2243	836	4217	5.0	28	351.4
Kentucky (83)	12	2092	2723	864	4815	5.6	36	401.2
Vanderbilt (92)	12	2239	2630	828	4869	5.9	41	405.8

Punt Returns

	G	Ret	Yds	TD	Avg
Kentucky (8)	12	40	625	4	15.6
Georgia (10)	14	50	746	2	14.9
LSU (17)	13	41	569	1	13.9
Arkansas (33)	14	37	439	2	11.9
Ole Miss (38)	13	38	431	1	11.3
Auburn (45)	13	48	530	0	11.0
Florida (54)	13	38	396	0	10.4
Tennessee (58)	13	43	435	0	10.1
Miss. State (66)	12	35	332	0	9.5
Vanderbilt (68)	12	23	212	0	9.2
Alabama (82)	13	45	376	1	8.4
South Carolina (117)	12	15	64	0	4.3

Pass Efficiency

	G	Att	Cmp	Pct	Int	Yds	TD	Effic
Georgia (16)	14	445	257	.578	10	3435	28	138.9
Auburn (17)	13	299	174	.582	10	2390	18	138.5
Tennessee (24)	13	356	218	.612	7	2635	14	132.5
Kentucky (27)	12	350	195	.557	6	2387	24	132.2
Alabama (37)	13	310	174	.561	9	2473	12	130.1
Ole Miss (51)	13	486	283	.582	15	3437	21	125.7
Florida (60)	13	517	295	.571	18	3519	22	121.3
Arkansas (78)	14	299	148	.495	13	1885	18	113.6
South Carolina (80)	12	261	140	.536	15	1821	10	113.4
LSU (91)	13	325	155	.477	8	1990	16	110.4
Vanderbilt (100)	12	257	128	.498	12	1669	10	107.9
Miss. State (107)	12	442	226	.511	22	2611	13	100.5

Pass Defense Efficiency

	G	Att	Cmp	Int	Pct.	Yds	TD	Effic
LSU (5)	13	361	163	17	45.2	1985	13	93.8
Tennessee (11)	13	349	170	12	48.7	2031	9	99.2
Auburn (14)	13	425	235	21	55.3	2424	9	100.3
Alabama (16)	13	374	185	18	49.5	2303	11	101.3
Florida (28)	13	362	185	7	51.1	2111	14	109.0
Georgia (34)	14	410	226	16	55.1	2653	14	112.9
Arkansas (48)	14	483	267	19	55.3	3283	17	116.1
Ole Miss (49)	13	349	181	18	51.9	2435	17	116.2
Miss. State (58)	12	282	140	14	49.6	1847	22	120.5
South Carolina (67)	12	355	210	9	59.2	2243	17	123.0
Kentucky (68)	12	369	174	10	47.2	2723	23	124.3
Vanderbilt (95)	12	337	216	6	64.1	2630	11	136.9

The University of Kentucky



Dr. Lee Todd and Patsy Todd

Dr. Todd is in his third year as President of the University of Kentucky.

A Place to Dream and Succeed

The innovation, creativity, quality teaching, and service underway at the University of Kentucky touches the lives of people throughout the state, the nation, and the world.

UK accomplishes this achievement through ground-breaking research, community outreach, and technological advances that contribute to the betterment of the Commonwealth while also fostering a cultural quality of life through our museums, libraries and special events.

Founded in 1865 as a land-grant institution, and adjacent to downtown Lexington, UK is nestled in the very heart of the beautiful Kentucky Bluegrass region. From its early beginnings, with only 190 students and 10 professors, UK's campus now covers more than 687 acres and is home to more than 34,000 students and nearly 12,000 employees.

UK is one of only a few universities in the country with a teaching and research campus, a medical center, and a community college all in one central location. The state's flagship university consists of 15 academic and professional colleges where students can choose from some 200 majors and degree programs. The colleges are Agriculture, Arts and Sciences, Business and Economics, Communications and Information Studies, Dentistry, Design, Education, Engineering, Fine Arts, Health Sciences, Law, Medicine, Nursing, Pharmacy, and Social Work.

Our student body is diverse, representing 117 countries, every state in the nation, and every Kentucky county. Admissions are selective and UK ranks among the top 50 universities in the annual *U.S. News & World Report* survey. The university also attracts excellent students. The average ACT score for first-year students is four points above the national average. In 2003, UK earned a spot among the top 15 public universities in enrolling new freshman National Merit® Scholars, placing the university 35th among both public and private institutions. Meanwhile, students compete successfully for prestigious scholarships and awards, such as the Fulbright, Truman, Goldwater and Marshall.

In 2002, UK was selected as one of only 13 universities nationwide to participate in the Beckman Foundation Scholarship program. This program allows UK to award grants of $17,600 to students to support their own research projects.

Since the mid-1990s, the University has pursued an ambitious goal of becoming a top-20 public research university by the year 2020. UK President Lee T. Todd Jr. has embraced this goal in a way that promises an impact on every Kentucky resident.



"As the state's flagship institution, the University is mindful of its responsibility to help all Kentuckians," Todd says. "UK has an obligation to be inclusive and accessible to all segments of our society by providing scholarships and financial assistance to ease the tuition burden. Through education, Kentucky will move forward."

The university is working aggressively to achieve its top-20 goal. During the last fiscal year, UK faculty received a total of $212 million in extramural grants and contracts, a 22 percent increase over the previous year. These numbers place the university 52nd on the National Science Foundation's list of all institutions and 36th among public universities. UK boasts more than 70 national rankings for academic excellence. The College of Pharmacy, Martin School of Public Policy and Administration, College of Law, and College of Medicine are highly ranked in *U.S. News & World Report*'s rankings of the best graduate schools. The College of Pharmacy is third and the Martin School is ranked fifth in the category of public finance and budgeting. The College of Law is ranked among the top 25 law schools at public institutions, the College of Medicine's Rural Medicine program is ninth, and the College of Nursing is ranked 29th.

In 2000, officials launched The Campaign for the University of Kentucky, a $600 million fund-raising effort to enhance faculty, students, facilities, academic programs, and public service.



The Campaign, the largest in state history, has received more than $574 million from friends and alumni to date.

With its well-manicured landscape and landmark buildings, UK's campus also offers great facilities that advance the scholarship of its students and the research endeavors of its faculty. The William T. Young Library, only five years old, is among the world's leading research libraries; its book endowment is the largest among public universities and ranks second only to Harvard University among all universities. Its broad scope of technology offers students, faculty and Kentucky residents special access to the most up-to-date information from online journals, government publications, and private studies, as well as more traditional materials.

Research at the University of Kentucky is a dynamic enterprise encompassing both traditional scholarship and emerging technologies. In more than 50 research centers and institutes, UK researchers are discovering new knowledge, providing a rich training ground for the next generation of researchers, and advancing the economic growth of the Commonwealth of Kentucky. Several centers excel in the services offered to the public. The Center for Manufacturing Systems has assisted more than 500 small and mid-sized industrial firms throughout the state. The Gluck Equine Research Center is one of only three facilities of its kind in the world, conducting research into diseases of the horse.

Because UK is one of the few universities in the country with a research and teaching campus and a medical center in one central location, multidisciplinary research is particularly strong. The ASTeCC (Advanced Science and Technology Commercialization Center) building in the center of campus provides lab space for faculty affiliates who represent a variety of colleges and departments and is a hub for multidisciplinary research collaboration and commercialization. UK researchers engage in projects with professors at the University of Louisville, Murray State University, Eastern Kentucky University, and other public and private institutions across Kentucky, in other states and abroad.

The University of Kentucky Chandler Medical Center was established on the campus of Kentucky's flagship university in 1957 and is one of the nation's finest academic medical centers. The faculty, students and staff of our young, dynamic Medical Center take pride in achieving excellence in education, patient care, research, and community service. The 473-bed UK Hospital and UK Children's Hospital are supported by more than 500 faculty physicians and dentists, 400 resident physicians, and a staff of 3,200 health professionals committed to high-quality patient care. As the only Level 1 Trauma Center in Central and Eastern Kentucky, UK Hospital and UK Children's Hospital care for the most critically injured and ill patients in this half of Kentucky.

UK has demonstrated its commitment to partnerships with business and other institutions of higher learning. In Lexington, UK is shaping a better relationship with the community by becoming more active in life throughout the city, especially downtown.

But UK contributes far beyond the borders of Fayette County. The university is reaching out to communities across the Commonwealth, sharing knowledge and making a difference in the towns, cities and lives of all Kentuckians. An example is Health Education through Extension Leadership (HEEL), a new partnership between the College of Medicine, its School of Public Health, the College of Agriculture, and the Cooperative Extension Service. HEEL was created to enhance the Cooperative Extension agents' capacity to deliver valuable health and wellness information throughout the state. UK also received a $22 million grant from the National Science Foundation to strengthen and reform education in math and science in pre-K through grade 12 in Kentucky. The grant is the largest single grant in the school's history.

UK's agenda is simple. It is to accelerate the movement toward academic excellence and to become known worldwide for the quality of its academic programs, its commitment to undergraduates, its success in building a diverse community, and its engagement with the larger society. That is what the University of Kentucky is all about.

UK is forging ahead to meet the changing demands of global citizens. While touching countless lives, UK's greatest impact is felt at home. Indeed, the campus of the University of Kentucky is the Commonwealth of Kentucky.

General Information

Location: Lexington, KY
Founded: 1865
Enrollment: 34,182
President: Dr. Lee T. Todd Jr.
Provost: Dr. Michael T. Nietzel
Executive Vice President for Finance and Administration: Dr. Richard P. Siemer
Executive Vice President for Research: Dr. Wendy Baldwin
Acting Executive Vice President for Health Affairs: Dr. Alfred M. Cohen



Dr. Lee T. Todd Jr.



Lee T. Todd Jr. became the 11th president of the University of Kentucky on July 1, 2001, after serving as senior vice president of Lotus Development Corp. President Todd is the fourth UK alumnus to hold the presidency and the first to earn an undergraduate degree from UK.

Since assuming the leadership of the university, President Todd has overseen the conversion of the university from a chancellor system to the provost model and has directed the consolidation of several colleges and campus units to eliminate duplication of course studies and improve the overall quality of academics. President Todd has applied his background as a successful, high tech entrepreneur by emphasizing the university's role as an economic engine.

At UK, President Todd's vision for campus growth led to a record enrollment of more than 34,000 students in fall 2002. This class also was the most academically talented group in UK's history. He successfully led the charge to provide scholarships to all Kentucky Governors Scholars and Governor's School for the Arts students and continues to work on increasing overall scholarship funding.

Through his belief that "the campus of the University of Kentucky is the Commonwealth of Kentucky," President Todd has made community outreach a priority at the university. Under his leadership, UK was awarded a $22 million grant from the National Science Foundation to improve math and science education in Eastern Kentucky. He also developed the Health Education through Extension Leadership (HEEL) program, a partnership between the College of Medicine and its School of Public Health and the College of Agriculture and its Cooperative Extension Service, to assist in delivering valuable health and wellness information throughout the Commonwealth.

President Todd is noted as an outstanding leader who emphasizes students, strategic planning, and accountability. He has been particularly active and successful in working with student entrepreneurs, starting an e-Club on campus and participating with the Lexington Venture Club.

A native of Earlington, Ky., he earned his bachelor's degree in electrical engineering from UK in 1968 and his master's and doctoral degrees in electrical engineering from the Massachusetts Institute of Technology in 1970 and 1973, respectively. While at MIT, he received six patents for high-resolution display technology and proposed using telecommunications and high-resolution displays for data conferencing.

He returned to UK in 1974 as an electrical engineering professor. He won several teaching awards, including the UK Alumni Association Great Teacher Award. He also served on several university panels, including the University Senate for seven years. He was awarded the Outstanding Alumnus of Kentucky Award in 2002 from the Kentucky Advocates for Higher Education.

While at UK, President Todd founded Projectron Inc. in 1981 to make projection cathode ray tubes for flight simulators. He left UK in 1983 to begin product development at a second company, DataBeam Corp., which he had founded in 1976. In 1990, he sold Projectron to Hughes Aircraft Co. and convinced Hughes to move its other CRT operations in California and New York to UK's Coldstream Research Campus. He sold DataBeam, the world's leading provider of real-time collaboration and real-time distance learning software and development platforms, to IBM.

President Todd also co-founded the Kentucky Science and Technology Corp., a not-for-profit organization focused on increasing university research capacity, developing science and technology education (K-12) programs, and encouraging an entrepreneurial economy in Kentucky. He co-authored the initial proposal that resulted in Kentucky being selected as an EPSCoR (Experimental Program to Stimulate Competitive Research) state. This program has resulted in bringing millions of dollars in research and development funds from federal and state matching sources.

President Todd served on the Kentucky Council on Postsecondary Education. He chaired the Distant Learning Advisory Committee that is responsible for the development of the Kentucky Commonwealth Virtual University and the Commonwealth Virtual Library.

President Todd currently chairs the Southeastern Conference Committee on Academic Initiatives, serves on the American Council of Education Commission on Women in Higher Education, and is involved with the Business Higher Education Forum.

He is married to the former Patricia Brantley, a UK graduate who earned her master's degree from Simmons College in Boston. They have two grown children, Troy and Kathryn.



University of Kentucky Board of Trustees

Steven S. Reed, Chair

JoEtta Y. Wickliffe, Vice Chair

Russ Williams, Secretary

Marianne Smith Edge

James F. Hardymon

Davy Jones

Michael Kennedy

Pamela Robinette May

Robert P. Meriwether

Billy Joe Miles

Phillip R. Patton

Elissa Plattner

C. Frank Shoop

Marian Moore Sims

Alice Stevens Sparks

Myra Leigh Tobin

Rachel Watts

Billy B. Wilcoxson

Elaine A. Wilson

Barbara Smith Young

Mitch Barnhart



As Mitch Barnhart enters his second year as Director of Athletics for the University of Kentucky, he can reflect on a season in which many goals were met, changes were successfully implenented, and a newly-energized staff embraced the five-principle philosophy that is at the center of Barnhart's long-term plan for making Kentucky one of the top athletics programs in the country.

When UK President Lee T. Todd Jr. selected Barnhart on July 15, 2002, Todd proclaimed: "Mitch has deep passion for working with students, and his philosophies are very much in sync with mine on how to run this program. I believe he has a well-thought-out vision on how to move our athletics department forward."

And, that vision has become a beacon for the coaches, staff and student-athletes who are inspired and motivated by Barnhart's clear direction. Since the end of last football season Barnhart has hired four new head coaches, including Rich Brooks, who has put together one of the most impressive and experienced staffs in the nation.

Barnhart has also instructed his staff to seek out new revenue streams, and that has resulted in the Athletics Board's approval of fund raising for a new all-purpose recruiting room that will be attached to the Nutter Field House.

Barnhart came to Kentucky from Oregon State, where he served four years (1998-2002) as athletics director. A strong effort in fiscal management helped reduce the Beavers' operating debt from $12.5 million to $4.8 million during his tenure. He also raised $20 million in capital contributions for new baseball and softball stadiums, an indoor practice center and a basketball arena renovation. He developed Beaver Sports Properties, which produced increased revenue for the department through broadcast rights.

And, thanks to five new head coaching hires and OSU's best finish in the NACDA Directors' Cup standing, the Beavers' annual fund raising jumped from $800,000 to $4.5 million in three years.

Under Barnhart's leadership, Oregon State had the highest GPA for student-athletes since tracking began in 1992, which included a 2.91 GPA for 520 student-athletes and 3.0 or better for 173 student-athletes. Barnhart has served on several sports and working committees of the Pac-10 Conference, NCAA and NACDA.

His success is based on a five-principle philosophy that he implemented for the University of Kentucky Athletics Association the day he was hired.

- Operate in a first-class manner
- Possess great integrity
- Keep the focus on the student-athletes
- Provide sound fiscal management
- Compete for championships in all sports

Before his tenure at OSU, he worked at Tennessee for 12 years (1986-98), the last four as Senior Associate Athletics Director. Before his term at UT, Barnhart served as assistant executive director of the Mustang Club at Southern Methodist University from 1983 to 1986; regional director for the Duck Athletic Fund at University of Oregon in 1983; and was an intern for the Aztec Athletic Foundation at San Diego State University in 1982-1983.

Barnhart, 44, is a native of Kansas City, Kan. He received his bachelor of arts degree from Ottawa University (Kansas) in 1981, where he was a golf letterman, and a master of science degree in sports administration from Ohio University in 1982.

He and his wife, the former Connie Brown, have three children, Kirby, 15, Blaire, 12, and Scott, 9.



The Barnhart Family (L-R): Kirby, Blaire, Mitch, Scott, and Connie.

UK President Lee T. Todd Jr. intrduced Mitch Barnhart as the Wildcats' Athletics Director on July 15, 2002.



The Barnhart File

Personal

Birth date: Aug. 27, 1959
Birthplace: Kansas City, Kan.
Family: Wife, Connie, daughters Kirby (15) and Blaire (12), and son Scott (9).

Education

Ottawa (Kan.) University (B.A. 1981)
Ohio Universiy (M.S. 1982)

Career

Kentucky — Athletics Director (2002-present)
Oregon State — Athletics Director (1998-2002)
Tennessee — Senior Assoc. AD (1986-98)
Southern Methodist — Asst. Executive Director, Mustang Club (1983-86)
Oregon — Regional Director, Duck Athletic Fund (1983)
San Diego State — Intern, Aztec Foundation (1982-83)

University of Kentucky Athletics Administration



Rob Mullens
Executive Associate Director of Athletics

Rob Mullens joined the University of Kentucky Athletics Department in September 2002 in the newly created position of Executive Associate Director of Athletics. He assists the athletics director in the overall management of the athletics department and serves as the department's Chief Operating Officer. During his first year at UK, Mullens has focused on creating a streamlined, stable financial structure for UK Athletics, worked closely with sports architects and campus officials on important athletics facility feasibility studies and assisted Athletics Director Mitch Barnhart with the overall priotities for UK Athletics.

Prior to joining the University, Mullens worked in a similar position at the University of Maryland, holding the No. 2 post in athletics administration. For the Terrapins, Mullens was an integral member of the management team that created and implemented a strategic vision that elevated Maryland Athletics to national prominence. Among the Maryland Athletics accomplishments during Mullens' tenure are funding and building the $125 million Comcast Center (a new, state-of-the-art, on-campus basketball facility), retiring an inherited $6.8 million operating deficit while balancing every budget, creating a capital debt reduction/payment plan, negotiated or renegotiated numerous contracts to enhance revenue (multimedia rights, team store/novelty rights, concession rights, etc.) developed and implemented a plan to improve gender equity and Title IX compliance, implemented/funded programs esstential to student-athlete welfare, and built strong coaching and administrative staffs.

While assisting with the operations of football and men's basketball, he also supervised the Senior Associate AD for Internal Operations, as well as the business and ticket offices. During his six-year term at Maryland, he oversaw the management of 15 sports, facilities and operations, information technology and academic support. After joining the staff as the assistant athletics director for business in 1996, Mullens was promoted to Associate AD in 1998, Senior Associate AD for Internal Operations in 1999, and then in 2001, was named Executive Senior Associate AD/Chief of Staff.

Mullens graduated cum laude from West Virginia in 1991 with a degree in business administration. After earning his master's in '93 while serving as a student assistant in the Mountaineers' business office, he began his collegiate career at Kentucky, serving as an intern in athletics administration. His initial stay in the Bluegrass was brief, however, as he quickly earned a full-time position at the University of Miami (Fla.) in 1994. He began as the Hurricanes' assistant business manager and prior to his departure two years later, had been promoted to senior business manager.

Before pursuing a career in athletics, Mullens, 33, worked for the accounting firm Ernst and Young.

A native of Morgantown, W.Va., Mullens is married to the former Jane Pearson of Tacoma, Wash., who served as the Assistant Athletics Director for Compliance and Senior Women's Administrator at Maryland and is currently serving as a consultant for The Compliance Group.



Sandy Bell
Associate Director of Athletics/Compliance

Sandy Bell is in her 16th year with University of Kentucky Athletics and was recently promoted to Associate Athletics Director for Compliance after serving as an Assistant AD for six years.

Bell is responsible for ensuring that University of Kentucky coaches and athletes adhere to National Collegiate Athletic Association and Southeastern Conference rules and regulations. She monitors recruitment, eligibility, financial aid, awards, and benefits. She also serves as UK's principal contact with the NCAA Initial Eligibility Clearinghouse.

Bell is active on the UK campus. She served as the campus liaison to the NCAA Division I Certification Steering Committee that was completed in 1997 and is a guest lecturer in sports management classes at UK and surrounding universities. She also serves as a speaker at UK alumni functions and civic organizations.

She joined the UK staff in 1989 as Compliance Coordinator. She was promoted to Director of Compliance in 1993 before being elevated to Assistant AD in the summer of 1996.

Prior to coming to UK, Bell served as the Director of Guidance at Hendersonville (Tenn.) High School. She has taught algebra, geometry, and trigonometry at the high school and collegiate levels.

A native of Lexington, Bell received her bachelor's degree in mathematics from George Peabody College in Nashville and her master's degree in educational psychology from Middle Tennessee State University.

She is married to Stuart Bell and has two daughters, Deana and Lori.



Bob Bradley
Associate Director of Athletics/Student Services

Bob Bradley has been a member of the University of Kentucky Athletics Administrative staff since 1977.

Bradley was promoted to Associate Athletics Director in 1997. His current responsibilities include administrative oversight of the Academic-Athletic Advising program and development and management of the University of Kentucky's Student-Athlete Life Skills program. The Life Skills program includes the Career Development, Personal Development and Community and School Outreach programs. Bradley also supervises the Agent Relations program and assists in departmental fundraising activities.

As Assistant Athletics Director for Student Services for 19 years, Bradley managed the daily operations of the Athletics Department's academic-athletic advising program.

During Bradley's tenure as Assistant Athletics Director, UK opened the Center for Academic and Tutorial Services (CATS), the first academic center for student-athletes in the nation. Under his direction, many UK student-athletes have been honored for their academic achievements, both on a conference and national level. In 1989, UK won the College Football Association's (CFA) prestigious academic achievement award, given to the university with the highest graduation rate among its football players. Since the creation of the Academic All-Southeastern Conference Honor Roll in 1984, UK has had more football players selected than any other SEC school.

In 1998 UK was selected to serve as a regional center for the National Consortium for Academics and Sports (NCAS). The NCAS is a prestigious organization whose mission is to educate student-athletes regarding societal issues and utilize those student-athletes to better society by mentoring the youth of America. Bradley was selected to serve as Director of the new NCAS Regional Office.

In September of 1999, the University of Kentucky was honored once more by being selected by the NCAA Division I-A Athletics Directors Association as a CHAMPS Life Skills "Program of Excellence." The Program of Excellence is a lifetime award designed to recognize those institutions that have established student-athlete welfare as the cornerstone of their operating principles. Bradley was subsequently selected to serve on the Division I-A Athletics Directors Program of Excellence Steering Committee.

Bradley is a past president of the National Association of Academic Advisors for Athletics

(N4A) and currently serves on the Executive Board of the National Consortium for Academics and Sports (NCAS) a division of the prestigious Center for the Study of Sport in Society. Bradley has been honored twice as "Academic Advisor of the Year," once in 1989 by the College Football Association and again in 1992 by the N4A. In 2000, he was selected as the NCAA CHAMPS "Life Skills Coordinator of the Year" by the Division I-A Athletics Directors' Association.

Thanks to a one-million-dollar donation from the Ohio Casualty Insurance Group and the generosity of others, UK opened a new academic center for student-athletes in 1998. It is widely considered to be one of the finest facilities of its kind nationally.

Bradley earned his undergraduate degree at Salem College and a master's degree in educational psychology from UK. Bob and his wife Robin have a five-year-old son, Rob.



Greg Byrne

Associate Director of Athletics/ Fund-Raising and Development

Greg Byrne, who joined the University of Kentucky Athletics staff in September 2002, guides the department's fund-raising and development efforts. Byrne oversees the fund raising efforts of the K Fund (formerly the Blue & White Fund), which has been in existence since 1973 and whose goal is to fund scholarships for the Wildcats' nearly 300 scholarship student-athletes. In addition, he manages fund raising for all capital projects and coordinates major gift giving.

Byrne served in a similar capacity at Oregon State University, where he managed athletics fund raising for Athletics Director Mitch Barnhart. A native of Pocatello, Idaho, Byrne spent 1998-2002 guiding the Beaver Athletic Student Fund while being involved with major gifts and capital projects. During his tenure, annual giving rose from $1 million to more than $5 million. He oversaw the development efforts for various capital projects including the planned Gary Payton Annex, the Truax Indoor Center and the upcoming Reser Stadium expansion.

Byrne has spent a lifetime in college athletics. His father, Bill, is the athletics director at Texas A&M. The younger Byrne began his athletics career in 1992 with the Fiesta Bowl and later worked for the University of Oregon.

Byrne earned his bachelor's degree from Arizona State. He and his wife, the former Regina Misa, have two sons, Nicholas, 8, and Davis, 5.



John Cropp

Associate Director of Athletics/ Administration

John Cropp is in his 13th year at the University of Kentucky and his 29th overall involving collegiate athletics.

As Associate Athletics Director, Cropp oversees the administration of seven of UK's 22 athletic teams, including football. He assumed his current responsibilities in April 1995, after having served previously as Assistant AD for Special Projects (1993-95), Athletics Recruiting Coordinator (1992-93), and Assistant Football Coach (1991).

For the first 22 years of Cropp's athletics career he was involved in coaching football. His first head coaching position came at Tennessee High School in Bristol, Tenn. Cropp's squads compiled an impressive 48-15-3 record with two state AAA titles (1971-72) and the '72 mythical national championship.

Cropp returned to his alma mater, Vanderbilt, in 1973 as an assistant coach under Steve Sloan. He followed Sloan as an assistant to Texas Tech (1975-77), Ole Miss (1978-82) and Duke (1983). In 1984, Cropp returned to Vanderbilt under head coach George MacIntyre. He entered private business for two years (1986-88) before returning to Vanderbilt for a third time. Cropp served as Assistant Athletics Director for Compliance at Vanderbilt for three years before coming to Kentucky.

Cropp earned three varsity letters at Vanderbilt as a guard/linebacker. He received the Wade-Looney Memorial Award as a senior and graduated in 1961. He earned his masters of arts in teaching in 1962.

Cropp and his wife, Mary Ann, have two grown children, Karen and David, and two grandchildren, Kate and Baxter.



Russ Pear

Associate Director of Athletics/Operations

Russ Pear is in his 12th year with the University of Kentucky Athletics Association, his fourth as Associate Athletics Director.

Pear earned a promotion to his current role in 2000 after serving two years as an Assistant AD for facilities. He is the liaison with all capital construction projects for UK Athletics. He also supervises all personnel matters for the department and serves as game manager for men's home basketball games while coordinating team travel for the football team.

Pear was the Director of Intramurals at UK from 1978-82 and then the Associate Director of Campus Recreation from 1982-92. He served as the Facilities Coordinator for the University of Kentucky Athletics Association from 1992-1998.

Prior to his promotion, Pear's responsibilities included supervision for planning, maintenance, renovation, future construction and operation of all UKAA facilities. He administered the $27.6 million expansion and renovation of Commonwealth Stadium and the 2001 expansion of the Nutter Training Facility, which houses new offices and meeting rooms for the football coaches and their staff.

Pear also has coordinated the construction of the Nutter Field House, soccer/softball stadium and locker/shower facility, the Hilary J. Boone outdoor tennis stadium, the Ohio Casualty Center for Academic and Tutorial Services and the renovation of the Shively Track field event areas.

Pear earned a bachelor's degree in education from Northern Illinois in 1976 and a master's degree in education from Colorado State in 1977.

Pear and his wife Kathy have two children — Leah (19), a UK sophomore, and Clay (16).



Rick Thompson

Associate Director of Athletics/Marketing, Licensing, and Media Relations

Rick Thompson was one of four new administrators to join Mitch Barnhart's staff in September 2002. He is the Wildcats' Associate Athletics Director in charge of marketing, licensing and media relations. He arrived in the Bluegrass with extensive experience in corporate partnership programs and multimedia projects.

Thompson previously served as general manager of Beaver Sports Properties in Corvallis, Ore., the corporate sponsorship arm and broadcast rights holder of Oregon State University. Since arriving at BSP in early 2001, Thompson helped grow sponsorship sales from $1.6 million to more than $2.5 million in just 19 months.

A native of Buena Vista, Va., Thompson began his career in 1991 in external affairs at West Texas State University. He worked in development and annual giving for the Buffaloes for three years before assuming a similar role at the University of Tennessee-Chattanooga and Marshall. As Associate Vice President for Development for the Thundering Herd, he doubled the Big Green Scholarship Foundation's endowment fund, annual membership and annual giving. He later worked as the corporate sponsor and multimedia coordinator for ESPN Regional in Ft. Worth, Texas, working closely with Texas Christian University.

Thompson, 37, is a 1989 graduate of Radford University and received his master's degree in athletic administration from Western Illinois University in 1991. He and his wife, the former Kathy Lewis, have an 18-month-old son, Jack.





Alvis Johnson
Assistant Director of Athletics/ Administration

Alvis Johnson is in his sixth year at the University of Kentucky as the Assistant Athletics Director for Administration.

Johnson's primary duties include planning, implementing, and monitoring student-athlete employment under guidelines approved by the NCAA; working with the student body to promote student attendance at all sports and supervising student ticket distribution; the administration of the athletics department's contract with Nike and overseeing seven of UK's Olympic sports.

Johnson came to UK from Harrodsburg (Ky.) High School, where he handled multiple responsibilities as director of athletics, football head coach, track head coach, and social studies teacher from 1973-98. He had a 194-77 record as head football coach, compiling a winning percentage of 71.6 percent. His teams won several district and regional titles and were runners-up in three state championship games. Johnson's track teams won six state championships, were runners-up twice, and his individual performers won 48 state titles.

Johnson won numerous Coach of the Year honors, including state Coach of the Year in football and track. Among his many honors is the Distinguished Service Award for Amateur Football, given by the National Football Foundation and Hall of Fame in 1994.

In his work as a high school athletics director, Johnson was highly active in national and state governing bodies. Among others, his extensive administrative experiences included being president of the Kentucky High School Athletics Association Board of Control; chairman of the KHSAA executive committee; member of the National Federation of State High School Associations Board of Control; president of the National Federation of State High School Associations; and member of two NCAA/high school joint committees. He has been elected to the Dawahare's/KHSAA Hall of Fame.

Johnson's classroom work also was recognized when he was a finalist for the National Teacher of the Year in 1996. Prior to his stint at Harrodsburg, Johnson taught and coached football, track, and wrestling for three years at Christian County (Ky.) High School. Johnson holds a bachelor's degree from Western Kentucky University and a master's degree from Eastern Kentucky University.

Alvis and his wife, Rosetta, have two sons - Derrick and Dennis, who plays defensive end for the Arizona Cardinals of the NFL.



Micki King
Assistant Athletics Director/ Senior Women's Administrator

In her 12th year with the UK Athletics Department, Micki King is Assistant Athletics Director and the Senior Women's Administrator.

King, who previously held the title of Special Assistant to the A.D., oversees the sports of women's basketball, men's and women's swimming and diving, men's and women's tennis, volleyball, rifle, cheerleaders and pom squad. For two years, she also managed marketing efforts for the women's basketball team while serving as game director for all home contests.

A native of Pontiac, Mich., King served 26 years in the United States Air Force before retiring with the rank of colonel in 1992. During her years of service, King had assignments in Michigan, Arizona, California, Washington, Colorado, Kentucky, and Germany. In 1973, King was the first woman to teach physical education and coach at a military academy when she served at the Air Force Academy in Colorado Springs.

An accomplished diver, King attended the University of Michigan and graduated in 1966.

She won the gold medal for springboard diving in the 1972 Olympic Games. Four years earlier, she just missed a gold medal when a freak accident in the finals of the '68 Olympics dropped her from first to fourth in the standings. During her illustrious career, she also competed in two Pan American Games, won 10 U. S. national championships, and won international diving honors in 15 countries. She is an inductee in seven Halls of Fame, including the prestigious United States Olympic Hall of Fame.

After her diving career, King turned to coaching at the Air Force Academy in 1973-77. After assignments in Arizona and Germany, King returned to the Academy in 1983 and was named assistant athletics director and diving coach. During this stint, she was named NCAA Division II Coach of the Year three times. King's divers won 11 All-America honors and two claimed national titles. In 1988, King traveled to the Seoul Games as a staff member of the U. S. Olympic diving team and served in the same capacity in the 1996 Centennial Olympic Games in Atlanta. She attended the 2000 Olympic Games in Sydney on behalf of the U.S. Olympic Committee, her eighth appearance at the summer games as either a participant or staff member.

King resides in Lexington with her children, Michelle and Kevin.



Lisa Peterson
Assistant Director of Athletics/Business

Lisa Peterson joined the UK Athletics Department in January 2003 as Assistant Athletics Director for Business.

Peterson came to Kentucky from the University of Maryland, where she was Assistant AD for business operations. A 1994 graduate of St. John's University, she joined the Maryland staff in January 1997 as assistant business manager. She was promoted to business manager in 1999 and was promoted again in August 2002.

Prior to joining the Terps, she was the assistant business manager at the University of Miami (Fla.) from September 1995 through January 1997. She also worked in the business office at St. John's as an undergraduate and graduate student. She earned her MBA from St. John's in 1997.

Peterson was a four-year letterwinner on the track and field team at St. John's, where she captured a Big East title in the hammer throw and set a conference record in the event with a mark of 180-3. She later participated in the U.S. Olympic Trials.



Micheline Schott
Assistant Athletics Director/ Marketing

Micheline Schott, in her first year as an Assistant Athletic Director for Marketing, works in all phases of UK's marketing efforts and has special emphasis with women's basketball.

Schott came to UK from the Official College Sports Network, which provides internet services for universities and collegiate conferences. She served as the Senior Marketing Manager and in 2001 was named the OCSN "Rookie of the Year" as the top first-year employee in the organization.

Schott began her sports management career at Davidson (N. C.) College, where she was an intern in the ticket office. She served as Assistant Tournament Manager of the first and second rounds of the NCAA Men's Basketball Tournament held at Davidson in 1997.

Schott left Davidson for R. J. Reynolds, Inc., where she worked in the sports marketing division and oversaw the company's sponsorship of the Pro Billiards Series. She later served as Event Coordinator for the Juvenile Diabetes Foundation in Charlotte, N. C., and as the Director of Marketing and Corporate Relations for Special Olympics North Carolina.

A native of Shepherdsville, Ky., Schott graduated from UK with a degree in business management and earned her master's in sports management from the University of Georgia.





Joe Sharpe
Assistant Athletics Director/ Ticket Operations

After three years as the Director of Ticket Operations at the University of Washington, Joe Sharpe joined the athletics staff at the University of Kentucky in September 2002. For the Wildcats, Sharpe serves as the Assistant Director of Athletics for tickets. He helps manage a department that has 46,000 season football tickets and 16,000 season basketball tickets while overseeing the distribution of K Fund, season, student and single-game ticketing for a 22-sport varsity program.

Sharpe, 38, has extensive experience in collegiate athletics. At Washington, he was responsible for all aspects of ticketing for Husky sporting events, including the distribution of 65,000 season tickets for Husky football. He was instrumental in the development of Web ticketing for the Huskies, which debuted in August 2001.

He earned his bachelor's and master's degrees at Florida State and began his athletics career at his alma mater. He later served as assistant ticket manager at Fresno State and as the director of ticket operations for Tallahassee of the East Coast Hockey League. Before joining Washington, he worked as Director of Ticket Operations at Oregon State for three years.

Sharpe is a native of Ft. Walton Beach, Fla.



Rodney Stiles
Assistant Director of Athletics/ Event Management

Rodney Stiles is in his 16th year with the Athletics Department, his third as Assistant Athletics Director for event management.

Stiles oversees the event management for all varsity events and selected non-university events. He supervises facility management at Commonwealth Stadium and serves as the game manager for all home football games. His other duties also include coordinating football parking and special events at the stadium, supervising all concessions, managing Wildcat Village, and is the Controller for all athletics capital equipment inventory.

Previously, as Director of Administrative Services, Stiles supervised the maintenance and scheduling of Memorial Coliseum. He also managed the student ticket distribution for all men's basketball and football games, football parking, and oversaw the transportation for all Olympic sports programs.

A native of Campbellsville, Ky., Stiles was a walk-on placekicker and long snapper for the Wildcats from 1978-81 while earning his bachelors degree. He coached high school football in Owensboro, Ky at Apollo High School from 1981-82. He returned to Kentucky in 1983-85 as a graduate assistant for Jerry Claiborne's staff, coaching the running backs and assisting with recruiting.

After earning his masters degree in 1986 he was hired full-time by UK in May 1987 as Athletics Relations Coordinator as he handled student tickets and facility management.



Rena Vicini
Assistant Director of Athletics/ Publications

Rena Vicini is in her 23rd year with the University of Kentucky Athletics Department, her third as the Assistant Athletics Director for Publications.

Prior to her current position, Vicini served as the Assistant Athletics Director for Media Relations from June 1993 through June 2001. She directed the public relations efforts for UK's 22 varsity men's and women's sports. She had also served as the Associate Director for Communications at UK from July 1991 until her promotion in '93.

Through the years, Vicini has won numerous awards in publications contests sponsored by the College Sports Information Directors of America. In 1994, she authored a national-selling true crime book. She has also taught a class at UK on sports media relations.

Vicini worked as a sportswriter and reporter before joining the UK staff in 1981. A 1977 graduate of Kentucky, Vicini worked as a reporter for the *Harlan Daily Enterprise*, as a sportswriter for the *Louisville Courier-Journal*, and as a sportswriter and columnist for the *Lexington Herald-Leader*.

Vicini, a native of Lynch, came to the UK Athletics Association in 1981 as Assistant Sports Information Director under then-SID Russell Rice.







71 National Rankings

7 National Basketball Championships

275 Patents



UK
UNIVERSITY OF KENTUCKY

Dream • Challenge • Succeed

An equal opportunity university

www.uky.edu

Varsity Head Coaches

2002-2003 Kentucky Athletics Year

Sport	Overall	SEC (Rank)	NCAA Finish (Rank)
Baseball	24-32	9-20 (6th SEC East)	None
Basketball (W)	11-15	4-10 (9th SEC)	None
Basketball (M)	32-4	16-0 (SEC Champs)	Final 8 NCAA Tournament
Cross Country (W)	N/A	2nd (SEC Championships)	8th NCAA Regional
Cross Country (M)	N/A	7th (SEC Championships)	None
Football	7-5	3-5 (4th SEC East)	None
Golf (W)	N/A	8th (SEC Championships)	None
Golf (M)	N/A	9th (SEC Championships)	26th NCAA Championships
Gymnastics	5-17-1	0-6 (7th SEC)	None
Rifle	5-5	4th (Great American Rifle Conference)	NCAA 6th in the Nation
Soccer (W)	11-9	4-4 (4th SEC East)	NCAA 1st Round
Soccer (M)	10-9	2-3 (5th Mid-American Conference)	None
Softball	16-40	3-26 (6th SEC East)	None
Swimming (W)	2-6	9th (SEC Championships)	None
Swimming (M)	4-4	6th (SEC Championships)	17th NCAA Championships
Tennis (W)	23-8	9-2 (3rd SEC East)	Final 16-NCAA Tournament
Tennis (M)	19-12	6-5 (3rd SEC East)	NCAA 2nd Round
Indoor Track (W)	N/A	7th (SEC Championships)	43rd NCAA Championships
Indoor Track (M)	N/A	7th (SEC Championships)	29th NCAA Championships
Outdoor Track (W)	N/A	8th (SEC Championships)	55th NCAA Championships
Outdoor Track (M)	N/A	10th (SEC Championships)	None
Volleyball	13-18	6-10 (5th SEC East)	None

N/A – No team records for sport



Stephanie Barker
Women's Golf



Jona Braden
Volleyball



John Cohen
Baseball



Ian Collins
Men's Soccer



Gary Conelly
Men's/Women's Swimming



Don Weber
Track/Cross Country



Tubby Smith
Men's Basketball



Harry Mullins
Rifle



"Mo" Muhammad
Gymnastics



Mike Lyden
Men's/Women's Diving



Brian Craig
Men's Golf



Mickie DeMoss
Women's Basketball



Dennis Emery
Men's Tennis



Mark Guilbeau
Women's Tennis



Beth Pruitt
Softball



Warren Lipka
Women's Soccer

Support Staff



Cathy Agent
Pom Squad Coach



D'Ann Blankenship
Staff Support Associate



David Boyd
Computer Systems



Scott Brannan
Ticket Office Assistant



John Butler
Director of Compliance



Sue Childers
Ticket Office Assistant



Donna Cox
Personnel Manager



Amy Craiglow
Academic Services Counselor



Matt DiLorenzo
Assistant Event Coordinator



Barbara Deniston
Director of Academic Services



David Ellis
Assistant Ticket Manager



Kathy Fletcher
Accounting Clerk



Kevin Garland
Accounting Clerk



Jason Gentner
Director of K Fund



Carol Gibson
Business Manager



Faye Ginter
Eligibility Coordinator



Mike Haley
Director of Advising Services



Chelsea Hansing
Staff Support Associate



Karen Lilly
Staff Support Associate



Hildy Marshall
Staff Support Associate



Martina Martin
Academic Counselor



Lisa Mattingly
Outreach Coordinator



Carol Ann Maupin
Administrative Support Associate



Marta McMackin
Administrative Support Associate



Meredith Mendez
Administrative Assistant



Jamie Moberly
Event Coordinator



Sandy Morgan
Executive Associate to the A.D.



Griggs Powell
Director of Major Gifts



Susan Renaker
Director, K Fund Donor Benefits



Brian Rudd
Ticket Office Accountant



Jason Schlafer
Director of Licensing



Beth Stice
Academic Services Counselor



Michael Stone
Academic Counselor



Amy Terry
Staff Support Associate



Bobbie Tilghman
Staff Support Associate



Sharon Todd
Accounting Clerk



Kim Traylor
Staff Support Associate



Sandy Wieck
Accounting Clerk



Sandee Woodworth
Administrative Support Associate

K Fund

The University of Kentucky Blue & White Fund was established in 1973 to provide a funding resource for student-athlete scholarships and a means to build and upgrade athletics facilities. In September 2002, UK Athletics began the process of evaluating the Blue & White Fund. The goal was to develop a new funding resource to replace the Blue & White Fund. This new resource should ensure fairness and equity in the season ticket allocation process, keep up with the rising cost of our student-athletes' tuition and maintain a competitive advantage against other SEC and NCAA schools. The product of this process is called the K Fund. Just as the Blue & White Fund provided student-athlete scholarships, the K Fund will do that and more. Our goal is to provide support to the more than 450 Wildcat student-athletes and to ensure their academic and athletic success. Donations given to the K Fund will be used for:

- Student-Athlete Scholarships – tuition, room, board and books
- Academic Support and Career Development
- Athletics Facilities Maintenance
- Administrative Support

In order to adhere to a level of integrity that we are constantly striving to maintain at the University of Kentucky, we have put into practice several new procedures that will help us in our quest to be the best in the nation. It is imperative that we stay competitive with other schools in our conference and in the NCAA in terms of both athletics and fund-raising.

Giving to the K Fund enhances success for UK's sports programs and its student-athletes on the playing fields and in the classrooms.

For more information on joining this special group of Big Blue fans, call the K Fund offices at:

(859) 257-8000.

The K Fund will help generate dollars for student-athlete scholarships and new facilities.



Rupp Arena



Commonwealth Stadium



Memorial Coliseum



Lancaster Aquatics Center



University Club of Kentucky



Gymnastics-Nutter Field House



Nutter Field House



Nutter Training Facility



Hilary J. Boone Tennis Complex



Shively Track & Field



Cliff Hagan Stadium



Soccer/Softball Complex



CATS



Alumni Association/Committee of 101

Alumni Officers • Staff

2003-04 Officers

President: Franklin H. Farris, Jr. ('72)
St. Matthews, Ky.

President Elect: Ann Brand Haney ('71)
Nancy, Ky.

Treasurer: J. Tim Skinner ('80)
Henderson, Ky.

Secretary: Stan Key ('72)
Lexington, Ky.

Association Staff

Stan R. Key ('72), Director
Liz H. Demoran ('68, '76),
Associate Director, Communications
John Hoagland ('89),
Associate Director, Information Services
Lisa Atkinson ('93),
Associate Director,
Clubs, Programs, Membership
Linda Perry ('84), Assistant Editor
Kristina Pickrell ('01), Advertising
Peggy Collins, Membership
Angela Carlos ('98), Special Programs
Joseph T. Burch ('62, '66), Travel

Brenda Bain
Linda Brumfield
Nancy Coomer
Nancy Culp
Melanie Medley
Randall Morgan
Garrett Prater
Darlene Simpson
Linda Smith ('69)
JoAnn Suter
Frances White

Offices

400 Rose Street
King Alumni House
Lexington KY
40506-0119
(859) 257-8905
800-269-ALUM
Fax: (859) 323-1063
E-mail: ukalum@uky.edu
www.uky.edu/Alumni

UK Alumni Association

The University of Kentucky Alumni Association is a major player in helping the University of Kentucky reach its potential as a top-20 public research university. As an organization founded in 1889 with the purpose of keeping alumni connected to, and involved in, the mission and goals of the university, the Association is pursuing this role as never before.

This fall the University and the Association welcome over 200 Legacy students, the sons and daughters of alumni members of the Association who live out-of-state and are attending UK at in-state tuition rates. Other new initiatives include the introduction of a single ring tradition at UK, the AlumWise electronic newsletter, and an online UK Alumni Community where alumni can interact with each other and the University 24/7.

Foremost among programs to assist the University is a number of Association and alumni club supported scholarships, student recruiting promotions around the country with the Admissions Office, and recognition of faculty with the annual Great Teacher Awards and Alumni Professor honors.

Popular continuing programs for alumni are the extensive network of alumni clubs throughout the country, the *Kentucky Alumnus* magazine, and an opportunity to see Wildcat football and basketball teams in action. The Association also sponsors alumni Homecoming events, the Golden Wildcat Society Reunion, overseas tours, and a variety of merchandise and service discounts.

Membership dues support these and other Association programs. You can be an active part of this important work by becoming an alumni member if you have 12 credit hours from the University, or as an associate member. Dues are $40 annually per household. For more information about the privileges of membership, call or write the association or join on line at www.uky.edu/Alumni.

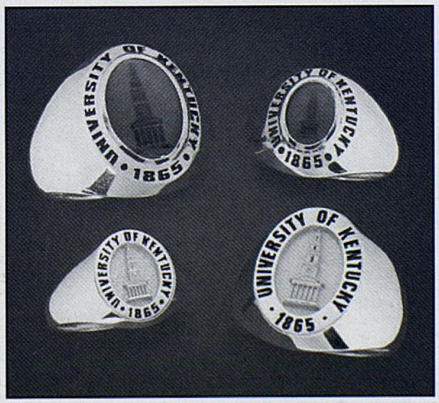

The single ring tradition is an outward sign of the alumni bond to UK by all who wear it.

The Committee of 101

The University of Kentucky is served by a unique organization — the Committee of 101.

While many schools have elaborate booster groups that raise money for the various athletics programs, the Committee of 101 is a service-oriented group that makes no direct cash contribution to UK. The organization has the motto "Dedicated to the support of Kentucky football and basketball."

The group's activities extend to non-UK functions, including raising money for such charities as Cardinal Hill Hospital, Big Brothers/Big Sisters and the Bluegrass Boys' Ranch.

The most visible work of the Committee of 101 is ushering at Wildcats' home football and basketball games, as well as events such as the SEC Tournament, regional and national championships, and state high school tournaments.

The Committee of 101 was born in 1966 when 101 employees of IBM's Lexington plant each gave 25 cents to send a telegram to Coach Adolph Rupp at every game the Wildcats played that season. From those modest beginnings, the club grew into the service organization it is today, which includes 300 members. Since membership is limited to that number, a waiting list is kept for people wishing to become involved. Persons wishing to join the Committee should write:



Committee of 101
P. O. Box 22
Lexington, KY 40501

Dues are only $10 per year, but each member is required to "roll up his sleeves and go to work," according to Committee president Van Florence.

"We consider ourselves a working organization," he says. "Any time manpower is needed in UK Athletics, we're there."

K Fund

The University of Kentucky Blue & White Fund was established in 1973 to provide a funding resource for student-athlete scholarships and a means to build and upgrade athletics facilities. In September 2002, UK Athletics began the process of evaluating the Blue & White Fund. The goal was to develop a new funding resource to replace the Blue & White Fund. This new resource should ensure fairness and equity in the season ticket allocation process, keep up with the rising cost of our student-athletes' tuition and maintain a competitive advantage against other SEC and NCAA schools. The product of this process is called the K Fund. Just as the Blue & White Fund provided student-athlete scholarships, the K Fund will do that and more. Our goal is to provide support to the more than 450 Wildcat student-athletes and to ensure their academic and athletic success. Donations given to the K Fund will be used for:

- Student-Athlete Scholarships – tuition, room, board and books
- Academic Support and Career Development
- Athletics Facilities Maintenance
- Administrative Support

In order to adhere to a level of integrity that we are constantly striving to maintain at the University of Kentucky, we have put into practice several new procedures that will help us in our quest to be the best in the nation. It is imperative that we stay competitive with other schools in our conference and in the NCAA in terms of both athletics and fund-raising.

Giving to the K Fund enhances success for UK's sports programs and its student-athletes on the playing fields and in the classrooms.

For more information on joining this special group of Big Blue fans, call the K Fund offices at:

(859) 257-8000.

The K Fund will help generate dollars for student-athlete scholarships and new facilities.



Rupp Arena



Commonwealth Stadium



Memorial Coliseum



Lancaster Aquatics Center



University Club of Kentucky



Gymnastics-Nutter Field House



Nutter Field House



Nutter Training Facility



Hilary J. Boone Tennis Complex



Shively Track & Field



Cliff Hagan Stadium



Soccer/Softball Complex



CATS



Alumni Association/Committee of 101

Alumni Officers • Staff

2003-04 Officers

President: Franklin H. Farris, Jr. ('72)
St. Matthews, Ky.

President Elect: Ann Brand Haney ('71)
Nancy, Ky.

Treasurer: J. Tim Skinner ('80)
Henderson, Ky.

Secretary: Stan Key ('72)
Lexington, Ky.

Association Staff

Stan R. Key ('72), Director
Liz H. Demoran ('68, '76),
Associate Director, Communications
John Hoagland ('89),
Associate Director, Information Services
Lisa Atkinson ('93),
Associate Director,
Clubs, Programs, Membership
Linda Perry ('84), Assistant Editor
Kristina Pickrell ('01), Advertising
Peggy Collins, Membership
Angela Carlos ('98), Special Programs
Joseph T. Burch ('62, '66), Travel

Brenda Bain
Linda Brumfield
Nancy Coomer
Nancy Culp
Melanie Medley
Randall Morgan
Garrett Prater
Darlene Simpson
Linda Smith ('69)
JoAnn Suter
Frances White

Offices

400 Rose Street
King Alumni House
Lexington KY
40506-0119
(859) 257-8905
800-269-ALUM
Fax: (859) 323-1063
E-mail: ukalum@uky.edu
www.uky.edu/Alumni

UK Alumni Association

The University of Kentucky Alumni Association is a major player in helping the University of Kentucky reach its potential as a top-20 public research university. As an organization founded in 1889 with the purpose of keeping alumni connected to, and involved in, the mission and goals of the university, the Association is pursuing this role as never before.

This fall the University and the Association welcome over 200 Legacy students, the sons and daughters of alumni members of the Association who live out-of-state and are attending UK at in-state tuition rates. Other new initiatives include the introduction of a single ring tradition at UK, the AlumWise electronic newsletter, and an online UK Alumni Community where alumni can interact with each other and the University 24/7.

Foremost among programs to assist the University is a number of Association and alumni club supported scholarships, student recruiting promotions around the country with the Admissions Office, and recognition of faculty with the annual Great Teacher Awards and Alumni Professor honors.

Popular continuing programs for alumni are the extensive network of alumni clubs throughout the country, the *Kentucky Alumnus* magazine, and an opportunity to see Wildcat football and basketball teams in action. The Association also sponsors alumni Homecoming events, the Golden Wildcat Society Reunion, overseas tours, and a variety of merchandise and service discounts.

Membership dues support these and other Association programs. You can be an active part of this important work by becoming an alumni member if you have 12 credit hours from the University, or as an associate member. Dues are $40 annually per household. For more information about the privileges of membership, call or write the association or join on line at www.uky.edu/Alumni.

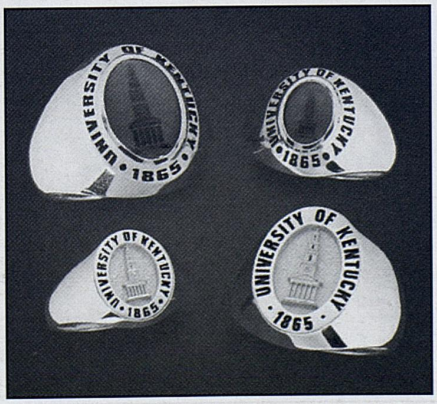

The single ring tradition is an outward sign of the alumni bond to UK by all who wear it.

The Committee of 101

The University of Kentucky is served by a unique organization — the Committee of 101.

While many schools have elaborate booster groups that raise money for the various athletics programs, the Committee of 101 is a service-oriented group that makes no direct cash contribution to UK. The organization has the motto "Dedicated to the support of Kentucky football and basketball."

The group's activities extend to non-UK functions, including raising money for such charities as Cardinal Hill Hospital, Big Brothers/Big Sisters and the Bluegrass Boys' Ranch.

The most visible work of the Committee of 101 is ushering at Wildcats' home football and basketball games, as well as events such as the SEC Tournament, regional and national championships, and state high school tournaments.

The Committee of 101 was born in 1966 when 101 employees of IBM's Lexington plant each gave 25 cents to send a telegram to Coach Adolph Rupp at every game the Wildcats played that season. From those modest beginnings, the club grew into the service organization it is today, which includes 300 members. Since membership is limited to that number, a waiting list is kept for people wishing to become involved. Persons wishing to join the Committee should write:

COMMITTEE OF 101
SERVING SINCE 1966

Committee of 101
P. O. Box 22
Lexington, KY 40501

Dues are only $10 per year, but each member is required to "roll up his sleeves and go to work," according to Committee president Van Florence.

"We consider ourselves a working organization," he says. "Any time manpower is needed in UK Athletics, we're there."

2003 Catspy Awards

A touch of Hollywood was in the air on the evening of April 28 as the University of Kentucky Athletics Department celebrated the inaugural CATSPY Awards Show, a gala event honoring UK's student-athletes. The Student Athletics Advisory Committee, made up of representatives from each varsity team, worked with the Athletics Department's administration to produce a department-wide celebration of the year's achievements. More than 500 Wildcats student-athletes – most of whom were dressed in formal attire – attended the CATSPY Awards, so-named as a nod to ESPN's popular ESPY Awards television program.

The evening began with a catered dinner in Memorial Coliseum and continued with the awards presentations at the Singletary Center for the Arts. A total of 24 awards were handed out by presenters that included student-athletes, coaches, administrators and University President Dr. Lee T. Todd Jr. Master of Ceremonies Tom Leach, the UK Network's "Voice of the Wildcats," was introduced by athletics director Mitch Barnhart following an opening video that spoofed an ESPN commercial and had the crowd roaring with laughter.

The top awards – Mr. And Miss Wildcat – went to football's Antonio Hall and gymnastics' Mindy Smith.

UK plans to make the CATSPY Awards an annual event that in the future will include Wildcats fans among the audience.



Male Athlete of the Year Artose Pinner



2003 Catspy Award Winners



Micki King and Mr. Wildcat Antonio Hall

Volleyball's Liz McCaslin and Football's Russ Throckmorton





The "Bear's Boys" – former Wildcats who played for Coach Paul "Bear" Bryant from 1946-53 - are shown here during their 2003 reunion. Among the group are the 1950 national champions, as selected by the Sagarin Computer Ratings. Also joining the group for this year's reunion was new coach Rich Brooks (pictured lower left).

The History & Tradition

1880
1890
1900

1880...1st College football game in South at Stoll Field, Centre vs. Kentucky University (now Transylvania)

1891...After a nine-year absence, UK reinstates football program.

1892...Blue and White become official colors.

1900...UK edges Louisville YMCA 12-6 without running a single offensive play.

1903...Kentucky blanks Miami (Ohio) 47-0 in its 100th game.

University of Kentucky Chronology 1880-2002

From UK's first All-American, Clyde Johnson, to its most recent, Derek Abney and Glenn Pakulak; from Professor A.M. Miller to Rich Brooks; from old Stoll Field to Commonwealth Stadium; from the Southern Intercollegiate Athletic Association to the Southeastern Conference; and with all the ensuing changes, Kentucky football holds a unique and storied tradition that began in 1881.

UK football holds a captivating list of firsts: UK was the first Southeastern Conference team to introduce football, which it did in 1881; UK played in the first and only Great Lakes Bowl in 1947, defeating Villanova, 24-14; Kentucky tackle Bob Gain was awarded the 1950 Outland Trophy, making him the first player from the SEC to claim the honor; the Wildcats' Nat Northington was the first African-American player to sign with a Southeastern Conference institution and the first to play in a league contest – vs. Ole Miss in 1967. And in 1989, UK became the first SEC school to win the coveted College Football Association Academic Achievement Award for highest graduation rate.

In 112 seasons, Kentucky has participated in 1,083 contests and owns 528 wins, 511 losses and 44 ties. The 528 victories rank 44th among Division 1-A programs in most wins. UK's overall winning percentage is .508.

Kentucky football has won one national championship, two Southeastern Conference championships and appeared in 10 bowls. UK also claimed the CFA Academic Achievement Award on May 8, 1989. The Wildcats owned a graduation rate of 90 percent after 18 of 20 of their 1983 incoming freshman signees left UK with a diploma.

UK football has had 15 National Football League first-round draft choices, one Outland Trophy winner, 22 first-team All-Americans (selected 26 times), 9 Academic All-Americans, 65 first-team All-SEC players (selected 85 times), and 287 Academic All-SEC selections.

Kentucky football got its start on Nov. 12, 1881. Kentucky, known in those days as A&M College, Kentucky State College and/or State University of Kentucky, defeated Kentucky University by the clumsy score of 7 1/4 to 1. The game of football resembled more of a rugby form and the scoring procedure is still unclear. Though football came to Kentucky in 1881, it quickly vanished after the three-game season. UK finished 1-2 in the inaugural campaign, but the lid was shut on UK football for the next nine seasons.



One of the most impressive collegiate staffs assembled was Blanton Collier's 1959 coaching staff. From left: Ed Rutledge, Howard Schnellenberger, Ermal Allen, Collier, Don Shula, John North, Bob Cummings, and Bill Arnsparger.

Football returned to the University of Kentucky in 1891, when UK defeated Georgetown College, 8-2, on April 10, 1891. The sport would not again be interrupted until the 1943 season because of World War II.

The first known head football coach at Kentucky was Professor A.M. Miller, a Princeton graduate. Miller began the 1892 season as head coach and led UK to a 2-2-1 ledger through five games. He was replaced by John A. Thompson at the conclusion of the 1892 campaign.

Some successful years in the early 1900s dot the UK record book. Kentucky finished 7-1 in 1903 under Coach C.A. Wright; 9-1 in 1904 under Coach F.E. Schact; 9-1-1 in 1907 with Coach J. White Guyn, and 9-1 in 1909 under E.R. Sweetland.

The greatest UK team of that era was the 1898 squad, known simply to Kentuckians as "The Immortals." To this day, the Immortals remain the only undefeated, untied, and unscored upon team in UK football history. The Immortals were coached by W.R. Bass and ended the year a perfect 7-0-0, despite an average weight of 147 pounds per player. Victories came easy for this squad, as the Immortals raced by Kentucky University (18-0), Georgetown (28-0), Company H

1881...First UK football game vs. Kentucky University.

1881...Kentucky ends first collegiate season at 1-2.

1881...Kentucky scores first victory on Nov. 12 over Kentucky University by a clumsy score of 7.2 to 1.

1892...A.M. Miller becomes first head football coach.

1898...The Immortals finish 7-0-0 for UK's only unbeaten, unscored upon team.

1896...UK is a member of Southern Intercollegiate Athletics Association.

1905...St. Louis applies largest defeat to UK by a 82-0 count.

1908...J. White Guyn ends longest UK coaching tenure to date (3 years) with 17-7-1 record.

1906...Earl Stone attempts UK's first forward pass.

1909..."Wildcats" adopted as official nickname.

University of Kentucky Chronology 1880-2002

of the 8th Massachusetts (59-0), Louisville Athletic Club (16-0), Centre (6-0), 160th Indiana (17-0) and Newcastle Athletic Club (36-0).

Besides Bass, two of the most successful coaches in the early stages of UK football were E.R. Sweetland and Harry Gamage. Sweetland compiled a 23-5 mark in three seasons (1909-10, 12). His best year was 9-1 in '09. Gamage, on the other hand, had the longest tenure of any head coach during the first 43 years of Kentucky football. Gamage took the reigns of the UK program in 1927 and remained until following the 1933 campaign. In between, Gamage led the Wildcats to a combined 32-25-5 record. His best season was 6-1-1 in '29.

One of Gamage's brightest moments came during the 1930 season. During the 57-0 blanking of Maryville, UK running back Shipwreck Kelly rushed for a school-record 280 yards in leading the Cats.

More than a decade after Gamage had left UK, a young man by the name of Paul "Bear" Bryant arrived on the scene at Lexington in 1946. Bryant quickly grabbed the UK program by the collar and turned the Cats into a national power.

Bryant took UK to eight consecutive winning seasons (1946-53) and helped the Wildcats claim their first national championship and Southeastern Conference championship in 1950. He also sent UK squads to four bowl games which included the 1947 Great Lakes Bowl, 1950 Orange Bowl, 1951 Sugar Bowl, and the 1952 Cotton Bowl.

Coach Bryant led UK to eight consecutive winning seasons and four bowl games.



The biggest win in UK football history came under Bryant. After leading Kentucky to its first SEC title and a 10-1 regular-season record, UK found itself matched with national champion Oklahoma in the 1951 Sugar Bowl. The Wildcats scored early and held off the Sooners, 13-7, breaking Oklahoma's 31-game winning streak which is currently the seventh-longest in NCAA history.

Also under Bryant, tackle Bob Gain became the first UK and SEC player to win the Outland Trophy in 1950. Other standouts in the Bryant era included George Blanda, All-American Babe Parilli, and eventual UK coach Jerry Claiborne.

Bryant left Kentucky following the 1953 season. He compiled an impressive 60-23-5 record in eight years. Bryant's 60 victoriesare still a UK football record for head coaches.

Blanton Collier had the uneasy task of following in Bryant's footsteps. Collier took over the Kentucky football program in 1954 and promptly led the Wildcats to a 7-3 record during his initial campaign.

Collier stayed eight years at UK as well, etching a 41-36-3 record from 1954 to 1961. Kentuckians best remember Collier for his 5-2-1 record against arch-rival Tennessee. He coached All-Americans Lou Michaels (1957-58) and Howard Schnellenberger (1955) at UK Charlie Bradshaw became the head mentor at UK in time for the 1962 season. Bradshaw, a UK graduate who lettered four years (1946-49), managed only a 25-41-4 record in seven seasons. One highlight of his coaching career featured an upset of No. 1-ranked Ole Miss early in the 1964 season. Bradshaw's Cats held off the Rebels, 27-21, in Memorial Stadium at Jackson, Miss., and ranks as one of UK's all-time biggest victories.

John Ray entered the scene in 1969 as head coach. In four years, Ray was 10-33. His biggest win came during his first year as Kentucky again victimized Ole Miss and Archie Manning. The Cats upset the Rebels, 10-9, at Lexington.

The Fran Curci era began in 1973, the same year Kentucky moved from ancient Stoll Field/McLean Stadium to spacious Commonwealth Stadium. Though Curci had only one winning campaign during his first three years, things got interesting beginning with the 1976 season. UK ended the '76 year with an 8-3 record and its second SEC championship.

Kentucky helped secure its second league title on the strength of a 62-yard touchdown pass from Derrick Ramsey to Greg Woods to beat Tennessee, 7-0, at Knoxville, Tenn. The victory clinched a berth in the Peach Bowl against North Carolina, UK's first postseason appearance in 25 years. Before a UK contingent estimated at 25,000, the Cats blanked the Tar Heels, 21-0.

The following year, Kentucky went on NCAA probation. Despite an early season loss at Baylor, the Wildcats rolled to an impressive 10-1 record doing it the hard way. Kentucky defeated Penn State (24-20) at University Park, Pa., defeated LSU (33-13) at Baton Rouge, La., blanked Georgia (33-0) at Athens, Ga., beat Florida (14-7) at Gainesville, Fla., and defeated Tennessee (21-17) at Lexington.

In the Curci era, players like Sonny Collins (UK career leader with 3,835 yards rushing), All-Americans Warren Bryant and Art Still and multi-talented Derrick Ramsey, wore the blue and white.

Curci stepped down following the 1981 season. In all, Curci worked nine years as UK head coach (longest of any UK football coach) and was 47-51-2 overall.

Jerry Claiborne answered the call of his alma mater in December of 1981 and was named the school's 31st head football coach. Claiborne had played at UK from 1946-49 and was an assistant coach under Bryant at UK in 1952-53.

His first campaign, 1982, was murderous from a schedule standpoint. The '82 UK schedule was rated as the nation's second-toughest and featured the likes of Oklahoma, Clemson, Auburn, LSU, Georgia, Florida, Tennessee, Kansas and Kansas State. The Cats were caught in the process of rebuilding and stumbled to an 0-10-1 record.

1910

1911...Kentucky picks up its 100th victory with 13-0 win over Maryville.

1914...Jim Park scores 5 TDs and throws for 5 TDs in 81-3 victory over Earlham.

1920

1921...UK becomes member of Southern Conference.

1924...Charles Hughes returns interception 100 yards vs. Alabama.

1930

1930...Shipwreck Kelly rushes for UK-record 280 yards against Maryville.

1933...Ralph Kercheval launches 78-yard punt vs. Georgia Tech.

1933...UK joins Southeastern Conference.

University of Kentucky Chronology 1880-2002

The winless mark would not deter Claiborne, however. In fact, his 1983 squad tied for the nation's most improved program with a regular-season record of 6-4-1. As a reward, the Hall of Fame Bowl offered an invitation and UK accepted to give the Cats their sixth bowl appearance.

Kentucky improved in 1984, finishing with a 9-3 record which included a thrilling 20-19 victory over Wisconsin in the '84 Hall of Fame Bowl. The nine victories were the most by a UK squad since the 1977 season.

After the '84 campaign, Kentucky strung together 5-6, 5-5-1, 5-6, 5-6, and 6-5 records to close out Claiborne's career. He stepped down with a 41-46-3 record in eight seasons at UK. Claiborne and Bryant, to this date, ended their careers as the only two coaches to win at least five games in seven consecutive seasons.

During Claiborne's tenure, Kentucky captured its first national title by winning the 1989 CFA Academic Achievement Award. UK led the SEC in Academic All-SEC Honor Roll selections (68) during the Claiborne era, including a league record of 17 players named to the 1989 Academic All-SEC Honor Roll.

Individually, quarterback Bill Ransdell played under Claiborne and left as UK's all-time leader in passing and total offense. Mark Higgs departed as the school's second-leading rusher and tackle Oliver Barnett set a UK record with 26 quarterback sacks.

On Jan. 8, 1990, Kentucky began a new era by hiring its 32nd head football coach in Bill Curry.

Curry led Kentucky back to post-season play for the first time in nine years as the 1993 Wildcats finished third in the SEC Eastern Division (fourth overall) and qualified for the Peach Bowl in Atlanta, Ga., when the Wildcats lost to Clemson, 14-13, to finish 6-6 on the season.

In 1994, the Wildcats faced intrastate rival Louisville for the first time in 70 years and defeated the Cardinals 20-14 in front of a then-record 59,162 fans in Commonwealth Stadium.

The 1995 season was highlighted by tailback Moe Williams, who rushed for 1,600 yards, broke three SEC records, and broke or tied 15 school records. Williams had 429 all-purpose yards in a win at South Carolina, the second-highest single-game total in NCAA history.

The arrival of Coach Hal Mumme in 1997 unleashed a lightning bolt of enthusiasm for Kentucky football. Mumme's dynamic "Air Raid" offense put UK among the national leaders in passing yardage and total offense and the '97 team broke or tied 51 school records and 15 Southeastern Conference records.

Kentucky returned to the bowl scene in 1998 when the Wildcats won seven games. Quarterback Tim Couch was a first-team All-American, SEC Player of the Year, and a finalist for the Heisman Trophy while rewriting NCAA, SEC, and UK record books. Wide receiver Craig Yeast became the leading pass catcher in SEC history. The Wildcats capped their season by playing Penn State in the Outback Bowl, the school's first New Year's Day bowl game in 47 years.

Following the Outback Bowl season, Commonwealth Stadium was expanded. UK enclosed both end zones and added personal suites in time for the 1999 season, boosting seating capacity to 67,530. The Wildcats celebrated the stadium expansion with another bowl season. All-America tight end James Whalen helped lead UK to the 1999 HomePoint.com Music City Bowl, marking the school's first back-to-back bowl appearances since 1983-84.

Guy Morriss coached the Wildcats in 2001-02. He guided UK to seven wins in '02, but the Wildcats could not go to a bowl game because of NCAA probation. Derek Abney returned six kicks for touchdowns, more than any player in one season in NCAA history, and was named first-team All-America along with punter Glenn Pakulak. Pakulak emerged as the best punter in school history and won the Mosi Tatupu Award as National Special Teams Player of the Year.

A new era of Kentucky football began in 2003 as Rich Brooks took over as head coach of the Wildcats.



The "Kentucky Roadcats RV Club" is a group of Wildcat fans who follow the team on road trips. The Roadcats have sponsored a scholarship each year since 2000. Making the presentation to student manager Aaron Miller in 2002 was (at left) Club President Pete Owens. Joining Aaron for the presentation were his parents, Andy and Janet Miller.

1914...Largest UK victory, 87-0, over Wilmington.

1915...UK beats Tennessee 6-0 in Wildcats first Homecoming game.

1916...UK's football playing field dedicated as Stoll Field.

1924...Concrete grandstands at Stoll Field dedicated as McLean Stadium.

1927...Harry Gamage takes over as head coach and remains for 7 seasons, longest tenure of any UK coach until Paul Bryant.

1929...First home night game at Stoll Field against Maryville.

1936...Bert Johnson hits Bob Davis on 84-yard TD pass vs. Xavier, longest in UK early era.

1936...Bob Davis rushes for 246 yards and scores 30 points in win over Maryville.

1937...Bob Davis rushes for 267 yards and scores 30 points in win over Washington & Lee.

University of Kentucky Chronology 1880-2002

Below is a closer look at some of the traditions and history which has molded the past 112 seasons of Kentucky football. Some of the anecdotes were derived from the book, "*The Wildcats*," which was written by former UK Sports Information Director Russell Rice.

1A And 1B

During the course of his legendary career, Coach Paul "Bear" Bryant was known as an innovator of introducing changes in the game of football. One change Bryant introduced during his tenure at Kentucky was the use of a unique number system to identify twins Harry and Larry Jones, who both lettered three years (1950-52) with the Wildcats. Harry wore 1A and Larry wore 1B. Harry led the Wildcats in all-purpose yardage in 1951 with 964 while Larry led UK in kickoff returns (21.1 avg) in 952.

Alumni Game

A new tradition began in 1997 with the insertion of an alumni game as part of the Blue-White Spring Football Game festivities. The alumni play one quarter of touch football.

Blue and White

The University of Kentucky adopted blue and white as its official colors in 1892. Originally, UK students had decided on blue and yellow prior to the Kentucky-Centre football game on Dec. 19, 1891. The shade of blue came about when a student asked the question, "What color blue?" Richard C. Stoll, who lettered on the 1893-94 football teams, pulled off his necktie and held it up. The students adopted that particular shade of blue in Stoll's necktie. A year later, UK students dropped yellow for white.

Jim Brown, Superfan

When it comes to Kentucky football, Jim Brown has seen it all. With the exception of his World War II military service in 1944, Brown has seen every UK home game -- and a lot of the away games -- since 1938. Entering the 2003 season, he has attended a streak of 368 consecutive home games. For an extended feature on Brown and his love for the Wildcats, see page 156.

Paul "Bear" Bryant

Paul Bryant is still the most successful coach in UK football history. Bryant spent eight years at UK (1946-53) and produced a 60-23-5 (.710 pct.) record. The 60 victories are the most by any UK football coach. He led the Wildcats to four bowl games and their first Southeastern Conference title in 1950. He coached such UK stars as George Blanda, Jerry Claiborne, Bob Gain, Babe Parilli, Doug Moseley, Wilbur Jamerson, and Steve Meilinger.

Cheerleaders

The Kentucky cheerleading squad won an unprecedented 12th national cheerleading championship in 2002 at the competition sponsored by the Universal Cheerleaders Association. The cheerleaders have won the UCA national title in 1985, 1987, 1988, 1992, and 1995-2002, and have been the runners-up on five occasions. Jomo Thompson is coach of the cheerleaders and T. Lynn Williamson is the cheerleader advisor. A total of 40 students comprise the squad, 16 of whom represent the school at the championship.

Jerry Claiborne

After lettering three years (1946-49) as a player and serving two seasons (1952-53) as an assistant coach at Kentucky, Jerry Claiborne returned to his alma mater in 1982 as UK's 31st head football coach. Claiborne stepped down after 28 years as a collegiate head coach in 1989. He led the Wildcats to two bowls and four non-losing seasons. During his era, Kentucky placed more players (68) on the Academic All-SEC Honor Roll than any league school, including a record 17 in 1989. Claiborne also led UK to a national academic title by capturing the 1989 CFA Academic Achievement Award. His eight-year UK record was 41-46-3. Overall, Claiborne finished 21st among Division I coaches with 179 career victories and 179-122-8 in all games. He was inducted into the College Football Hall of Fame in Aug. 2000.



Coach Jerry Claiborne gets a victory ride following UK's win at Tennessee in 1984. Claiborne was inducted into the College Football Hall of Fame in Aug. 2000.

1940

1940...Noah Mullins returns kickoff 95 yards against Washington & Lee to establish a UK record.

1942...Clyde Johnson named UK's first All-American.

1946...Paul "Bear" Bryant becomes head coach.

1947...UK appears in first bowl game -- Great Lakes Bowl.

1950

1950...Bob Gain awarded Outland Trophy.

1950...UK claims first national and SEC championship and ends at 11-1.

1950...Kentucky snaps Oklahoma's 31-game win streak in Sugar Bowl.

1960

1962...Charlie Bradshaw replaces Blanton Collier as head coach.

1965...Nat Northington inks with UK, becoming first black player to sign with a SEC school.

University of Kentucky Chronology 1880-2002

CFA Academic Achievement Award

The University of Kentucky became the first Southeastern Conference institution to win the College Football Association Academic Achievement Award after claiming the prestigious honor in 1989. The Academic Achievement Award is given to the CFA institution with the highest graduation rate of its football program based on a five-year period. UK had graduated 90 percent (18 of 20) of its incoming freshman signee class of 1983, thus earning the honor in May, 1989. A year earlier (1988), UK finished second with a graduation rate of 90.5 percent. Kentucky earned honorable mention honors in 1988, '91, '93 and '94, for having graduated better than 70 percent of its players.

Blanton Collier And The Staff

Blanton Collier had the challenge of following Paul Bryant as head football coach at the University of Kentucky. But, Collier posted a fine 41-36-3 record in eight seasons at UK. Kentuckians best remember Collier for his record against arch-rival Tennessee which stood at 5 wins, 2 losses, and 1 tie. Standouts such as Howard Schnellenberger, Lou Michaels, Tom Hutchinson, Bobby Cravens, Calvin Bird and Irv Goode played under Collier. One fascinating item in Collier's tenure was the football coaching staff he assembled in 1959. The 1959 UK coaching staff included Collier, Ed Rutledge, Howard Schnellenberger, Ermal Allen, Don Shula, John North, Bob Cummings, and Bill Arnsparger.

The goalposts came down after UK's 1997 overtime win against Alabama.



Fran Curci

The Fran Curci era (1973-81) was one of ups and down at the University of Kentucky. Curci remained at UK for nine seasons, the longest tenure of any UK football coach, and posted a 47-51-2 record. The ups consisted of sharing the 1976 Southeastern Conference title with Georgia, a 21-0 blanking of North Carolina in the '76 Peach Bowl, and a 1977 squad which boasted a 10-1 record and No. 5 national ranking. The down was probation which forced the '77 squad to miss a certain bowl invitation.

DiGiuro Scholarship

The Trent DiGiuro Memorial Scholarship was established in the autumn of 1994 in honor of the Wildcat offensive guard who died in July of that year. The scholarship is awarded each year to a walk-on football player who has completed his eligibility, maintained a cumulative grade point average of at least 2.5, and has exemplified the dedication, determination, hard work, and leadership typified by Trent DiGiuro. If there is no suitable walk-on candidate that year, the scholarship will go to a team manager or trainer who meets the above criteria. The scholarship was established by DiGiuro's family and friends. The 2003 winner of the scholarship is student manager Samantha Bell.

Forward Pass

The first forward pass attempted by a University of Kentucky football player was thrown on Oct. 13, 1906, by quarterback Earl Stone as the Wildcats faced Eminence Athletic Club. This was the first year the forward pass was legalized by national rules. Accounts from this early contest do not indicate if the first forward UK pass was completed.

Goalposts

The Commonwealth Stadium goalposts were toppled on Oct. 4, 1997, following Kentucky's 40-34 overtime win vs. Alabama. It was Kentucky's first victory against the Crimson Tide in 75 years, prompting the UK student body to tear down the goalposts. "If I weren't so old, I'd have torn them down myself," said then-UK Athletics Director C. M. Newton.

Governor's Cup

The Governor's Cup was created in 1994 as the trophy for the winner of the Kentucky-Louisville game. Donated by Kroger at a cost of $23,000, the Governor's Cup stands 33 inches tall and weighs 110 pounds. The trophy's base and upright columns are hand-milled black marble. The glass components are

1948...Clayton Webb intercepts 3 passes in win over Xavier.

1949...Kentucky blanks Georgia 25-0 on Oct. 8 in the Cats 500th game.

1949...Santa Clara turns back UK in Orange Bowl.

1949...UK intercepts 6 passes for NCAA-record 240 yards vs. Ole Miss.

1951...UK caps 8-4 year with Cotton Bowl win over TCU.

1956...UK appears on network (NBC) television for first time.

1951...Babe Parilli finishes third in Heisman Trophy race.

1954...Blanton Collier replaces Paul Bryant as head coach.

1957...Lou Michaels is fourth in Heisman Trophy voting.

1966...Rick Norton, Rodger Bird, and Sam Ball go in first round of NFL Draft.

1967...Northington is first black player to play in SEC vs. SEC game.

1969...John Ray replaces Charlie Bradshaw as head coach.

University of Kentucky Chronology 1880-2002

comprised of Optic grade crystal. All metal parts are 23-karat, gold-plated brass. The cup itself is solid pewter with a 23-karat gold-plated finish. The Governor's Cup was designed by Kendall Costner and sculpted by James Corcoran of Bruce Fox, Inc. The UK-U of L series was renewed in 1994 with the Wildcats winning the game, 20-14.

Homecoming Games

As in the case of most institutions, Homecoming football games are special. Kentucky is no exception. Alumni and old friends converge on the UK campus each fall for Homecoming Day, highlighted by a Kentucky football game. The first Homecoming Day occurred on Nov. 25, 1915, as Kentucky defeated Tennessee, 6-0. Though records are sketchy, Kentucky has hosted a Homecoming game every year since 1946 and owns a 42-15-0 record in those 57 contests.

The Immortals

Simply known as "The Immortals," the 1898 University of Kentucky football squad still remains as the only undefeated, untied, and unscored on Wildcats club in school history. The Immortals outscored opponents 180-0 while posting a perfect 7-0-0 record. Roscoe Severs served as team captain under coach W.R. Bass. The closest of all seven games was a 6-0 victory over Centre College.

Cawood Ledford

The legendary "Voice of the Wildcats" was none other than Cawood Ledford. For 39 years, Cawood called Wildcats football and basketball. His voice alone symbolized UK Athletics. Cawood called his last UK football game vs. Tennessee on Nov. 23, 1991, and retired from the microphone following the 1991-92 basketball season.

Mascots

The Wildcat mascot originated during the 1976-77 academic year at Kentucky. Gary Tanner was the original Wildcat, dancing and entertaining thousands of UK fans at Commonwealth Stadium and Rupp Arena during athletic events.

Today, the Wildcat mascot also attends several academic functions as well and generally serves as a friendly ambassador for the University.

Scratch, another costumed mascot, was unveiled in August of 1996. During UK games, the Wildcat and Scratch entertain with enthusiastic dances and cheers.

"Blue" is UK's 'live' wildcat mascot. "Blue" has a permanent residence in the Kentucky Department of Fish and Wildlife's Salato Wildlife Center three miles west of Frankfort on US 60 and is on display and free to view by the public. Through the years, UK has had other official live mascots with colorful names. Records indicate that the first wild animal, named "Tom," was given to the University in 1921. Other live mascots followed, including "TNT, ""Whiskers," "Hot Tamale" and "Colonel."

Minus Ninety-Three

The University of Kentucky holds the Southeastern Conference record for fewest yards allowed rushing in a single game. Kentucky limited Kansas State to a minus-93 yards on the ground as UK defeated Kansas State, 16-3, on Sept. 19, 1970, at Lexington. Kentucky defenders sacked KSU quarterbacks Lynn Dickey (2) and Max Arreguin (5) a total of seven times while intercepting three of their passes. Ironically, KSU outgained UK in total offense 214-107 as Dickey and Arreguin combined for 307 yards in the air.

The First Night Games

The University of Kentucky was one of the first institutions to play intercollegiate football at night. The first UK home night game was played on Oct. 5, 1929, at Stoll Field as Kentucky defeated Maryville, 40-0. Kentucky did not play more than one home night game per season until 1946.

National Champions

Kentucky is the 1950 national champion, according to Jeff Sagarin, who handles computer rankings for *USA Today*. Sagarin, who has generated computer ratings since the 1970s, has reconstructed earlier seasons and his computer rates the



Bear Bryant's Sugar Bowl champion Wildcats earned the 1950 national title, according to the Sagarin computer ratings.

Wildcats as tops for the 1950 campaign. At the time, the national champs were crowned after the regular season but before the bowl games. UK finished the regular season with a 10-1 record and No. 7 ranking before knocking off No. 1 Oklahoma, 13-7, in the Sugar Bowl. Four teams can lay claim to the 1950 title, according to the official NCAA record book. Six selectors have gone with Oklahoma (final record 10-1), five picked Tennessee (11-1), two chose Princeton (9-0), and one -- the Sagarin ratings -- named Kentucky (11-1).

Night Games

The University of Kentucky began holding its October home football games during the evening hours in 1949. UK and Keeneland Race Course, located in Lexington, have enjoyed a close relationship through the years and assist in giving UK faithful an opportunity to enjoy two of the Commonwealth's best-loved events in October — football and horse racing. With the traditional post time at Keeneland for the thoroughbred races at 1 p.m., UK began moving its October home games to night during the 1949 season. The only occasion

1970

1970...UK sets SEC record holding Kansas State to -93 yards rushing.

1973...Fran Curci replaces John Ray as head coach.

1973...Wildcats defeat Virginia Tech in first game at Commonwealth Stadium.

1975...Sonny Collins sets UK rushing record with 3,835 yards.

1980

1982...Jerry Claiborne replaces Fran Curci as head coach.

1983...UK goes 6-4-1 for nation's best turnaround.

1983...West Virginia defeats UK 20-16 in Hall of Fame Bowl.

1990

1990...Bill Curry becomes UK's 32nd head football coach.

1990...UK opens 100th season with win over Central Michigan.

1993...Clemson defeats UK 14-13 in Peach Bowl.

1994...Kentucky and Louisville resume their rivalry after 70 years. UK wins the renewal game, 20-14.

University of Kentucky Chronology 1880-2002



Nat Northington was the first African-American football player to sign with a Southeastern Conference school and in 1967 was the first to play in an SEC vs. SEC game.

UK has not conducted its October home games in the evening is to accommodate television.

Nat Northington

Nat Northington of Louisville became the first black player to sign with the University of Kentucky and a Southeastern Conference institution. Northington signed a national letter-of-intent with UK in December of 1965. He later became the first African-American football player to play in an SEC vs. SEC game, appearing in the UK-Ole Miss game at Lexington on Sept. 30, 1967.

Outland Trophy

Two-time All-American Bob Gain is the only player in University of Kentucky football history to be awarded the Outland Trophy, signifying the best interior lineman in collegiate football. Gain was awarded the 1950 Outland Trophy after helping lead UK to its first Southeastern Conference title and a 10-1 regular-season record. Besides being the first UK player to claim the award, Gain was also the first SEC player to be given the award.

The Prince of Wales

The Kentucky Wildcats gave Prince Charles, the Prince of Wales, his first taste of American football on Oct. 22, 1977. That's right, Prince Charles' first football game was the UK-Georgia matchup at Athens. Prince Charles was introduced to UK Coach Fran Curci and All-American Art Still at halftime. After looking at the 6-6 Still, Prince Charles said, "You're a tall one aren't you?" Still and Co. blanked the Bulldogs on this day, 33-0, on their way to a 10-1 record.

Red Doc, Black Doc

A pair of cousins named William Rodes played football for the University of Kentucky during the early 1900s. To distinguish one from the other, one was nicknamed "Red Doc" and the other "Black Doc." William "Red Doc" Rodes lettered three years (1909, 11-12) as a 140-pound halfback and defensive end. William "Black Doc" Rodes lettered two years (1915-16) as quarterback. Black Doc was considered by many to be one of the best open-field runners in that era. He also placekicked and personally delivered UK's 6-0 victory over Tennessee in 1915 with field goals of 45 and 43 yards.

Russell Rice

Longtime UK sports information director Russell Rice is the walking, talking historian when its comes to Wildcats Football. Rice retired from the UK Athletics Department in 1989 after serving 18 years as sports information director. He came to UK in 1967 as assistant SID under Ken Kuhn, then was named sports information director in 1969. Rice authored the book, *"The Wildcats, Kentucky Football,"* which details Kentucky football and its history. At his retirement party, Rice was given a lifetime "Press Pass" to the Commonwealth Stadium press box.

Stoll Field/McLean Stadium

Stoll Field/McLean Stadium was the first home for Kentucky football. The stadium was located adjacent to Memorial Coliseum and served as UK's football home since 1916. The University Board of Trustees voted to name the playing field "Stoll Field" and the actual grandstand structures as "McLean Stadium," thus the often confusing double names. Stoll Field was named in honor of the late Judge Richard C. Stoll, a prominent alumnus, trustee and benefactor of UK. Stoll Field was dedicated on Oct. 14, 1916. McLean Stadium was dedicated on Nov. 1, 1924, in memory of Price Innes McLean, a regular center on the 1923 UK squad who died as a result of injuries sustained in the Kentucky-Cincinnati game on Nov. 6, 1923. The final seating capacity of Stoll Field/McLean Stadium was 37,000 during its last year of use, 1972.

The Thin Thirty

When Blanton Collier stepped down as head football coach at Kentucky following the 1961 season, UK promptly named former Wildcats player Charlie Bradshaw as its 28th coach. Bradshaw inherited a squad of 88 players left from Collier's

Stoll Field/McLean Stadium was home to Kentucky football for 56 years (1916-1972). The seating capacity was 37,000 when the Wildcats played their final game inside the stadium in 1972, defeating Vanderbilt 14-13 on November 11.



1976...25-year bowl drought ends with win in Peach Bowl.

1976...UK shares second SEC title with Georgia.

1977...The Wildcats finish season ranked No. 5 with 10-1 record.

1977...UK serves 1-year probation with no bowl appearances.

1984...Joey Worley's 52-yard FG leads UK to win in Hall of Fame Bowl.

1987...UK moves into $6 million E.J. Nutter Football Training Facility.

1989...UK earns CFA Academic Achievement Award.

1989...Jerry Claiborne resigns after eight seasons.

1997...Hal Mumme begins his first season as head coach of the Wildcats.

1998...The Wildcats win seven games, leading to a matchup with Penn State in the Outback Bowl.

1999...Commonwealth Stadium is expanded to 67,530 seats.

1999...The Wildcats play in the HomePoint.com Music City Bowl.

University of Kentucky Chronology 1880-2002

5-5-0 team in '61. Bradshaw promised his new UK squad hard work and talked of training to an absolute peak of condition. His conditioning tactics took their toll as more than 50 players left the squad, leaving 30 to open the season against Florida State and prompting the name "Thin Thirty." The Thin Thirty finished 3-5-2 on the season with victories over Detroit (27-8), Vanderbilt (7-0) and arch-rival Tennessee (12-10). The ties were against Florida State (0-0) and Georgia (7-7).

Turnarounds

One of the biggest turnarounds in collegiate football happened at the University of Kentucky during the 1982 and 1983 seasons. Jerry Claiborne had replaced Fran Curci as head coach prior to the '82 campaign. Claiborne inherited a program in shambles and faced the nation's second-toughest schedule which featured Oklahoma, Clemson, Auburn, LSU, Georgia, Florida, Tennessee, Kansas and Kansas State. Not surprisingly, Kentucky finished 0-10-1 in 1982. However, Claiborne turned the heat up in 1983 and went to work. UK reeled off consecutive wins against Central Michigan (31-14), Kansas State (31-12), Indiana (24-13), and Tulane (26-14) to start the season. The Cats also defeated LSU (21-13) and Vanderbilt (17-8) to finish the campaign with a 6-4-1 record. The turnaround earned Kentucky a berth in the 1983 Hall of Fame Bowl.

Under Coach Guy Morriss, Kentucky made another dramatic turnaround in 2001-02. The Wildcats went 2-9 in Morriss' first season, then bounced back to go 7-5 in 2002. It was the fourth-best improvement in Division I-A football in the 2002 season.

Wildcats Nickname

The nickname "Wildcats" became synonymous with UK shortly after a 6-2 football victory at Illinois on Oct. 9, 1909. Commandant Carbusier, then head of the military department, told a group of students in a chapel service following the game that the Kentucky football team had "fought like wildcats." The nickname grew in popularity and was adopted by the university.

Winning Streak

For the most part, the most famous winning streak in Kentucky football history is the one the Wildcats ended. The stage was set as UK faced Oklahoma in the 1951 Sugar Bowl. Kentucky was coming off its first Southeastern Conference title and brought in a 10-1 record. Oklahoma entered as national champions and riding a 31-game winning streak. A pair of Wilbur Jamerson scores - a 22-yard pass from Babe Parilli and a one-yard run - was all UK needed in picking up a 13-7 upset of the Sooners and thus ending the 31-game streak. Today, the 31-game winning streak by Oklahoma ranks as the seventh-longest in NCAA history.

The Year (1977-78)

Perhaps the most successful year in UK Athletics occurred during the 1977-78 academic year at the University of Kentucky. The 1977 Wildcats football squad, under Fran Curci, raced to a 10-1 record and ended the year ranked No. 5 by *The Sporting News*. Highlights were victories over North Carolina (10-7), West Virginia (28-13), Penn State (24-20), LSU (33-13), Georgia (33-0), Florida (14-7) and Tennessee (21-17). On the basketball side, UK wrapped up its fifth NCAA title by defeating Duke, 94-88, at St. Louis. The UK basketballers ended the campaign with a 30-2 record under Joe B. Hall.

The Year (1950-51)

An argument to the most successful year in UK Athletics is the 1950-51 academic year. UK football, under Paul Bryant, ended the 1950 regular season with a 10-1 record and ranked No. 7 nationally by both A.P. and U.P.I. The Wildcats then proceeded to snap national champion Oklahoma's 31-game winning streak with a 13-7 victory in the Sugar Bowl. Kentucky has been named national champion for the 1950 season by the Sagarin Ratings. On the basketball front, Adolph Rupp gave UK its third national title by defeating Kansas State, 68-58, at Minneapolis, Minn. The Wildcats ended the year 32-2.

Kentucky Fight Song

On, on U of K, we are right for the fight today,
Hold that ball and hit that line,
Every Wildcat star will shine,
We'll fight, fight, fight,
For the blue and white,
As we roll to that goal, varsity,
And we'll kick, pass and run,
'til the battle is won,
And we'll bring home the victory.

My Old Kentucky Home

The sun shines bright on my
old Kentucky home,
'Tis summer, the people are gay;
The corntop's ripe and the meadow's
in the bloom,
While the birds make music all the day.

(Chorus)
Weep no more, my lady!
Oh! Weep no more today!
We will sing one song for my
old Kentucky home,
For my old Kentucky home far away.

The young folks roll on the little cabin floor,
All merry, all happy, and bright;
By-n-by hard times come a-knocking
at the door,
Then my old kentucky home, goodnight!

UK Alma Mater

Hail Kentucky, Alma Mater!
Loyal sons and daughters sing;
Sound her praise with voice united;
To the breeze her colors fling.
To the Blue and White be true;
Badge triumphant age on age;
Blue, the sky that o'er us bends;
White, Kentucky's stainless page.

Kentucky Superfan

Jim Brown



Jim and Mary Anne Brown are pictured at a Kentucky football game. Except for his World War II military service in 1944, Brown hasn't missed a Wildcat home football game since 1938.

When it comes to Kentucky football, Jim Brown has seen it all.

The last time 84-year-old Brown missed a University of Kentucky home football game, Franklin D. Roosevelt was president, bread cost a few cents a loaf, and Bear Bryant was just a cub.

When Brown settles in for the season-opening game, in Section 129, Row 41, Seat 22, it will mark his 369th consecutive UK home football game, with one exception that we'll get to later.

"I'm all for Kentucky football," Brown said. "I liked football from an early age, when I was a little kid in Western Kentucky. Football was the big thing in the 1920s and I followed UK in the sports pages."

Brown's streak began in 1938 when he came to Lexington to attend UK. A standout halfback in high school, he had hoped to play for the Wildcats, but was unable to try out for the team because he had to work his way through school. That didn't stop him from going to the games. In fact, it took a world war to separate Brown from Kentucky football.

"I was in a race with Uncle Sam to graduate before I got inducted into the service," Brown said. "I graduated in 1942 and got sent to Wright Field in Dayton. You couldn't get gasoline, and I didn't have a car anyway, so I caught the train from Dayton to Cincinnati to Lexington to see the games that season. I didn't miss any games in 1943 because, like a lot of schools, UK didn't field a team that year."

World War II finally got bigger than Kentucky football in 1944. Brown was a navigator/bombardier on a B-25 in Asia, part of a squadron called the "Burma Bridge Busters," definitely too far for a weekend excursion to catch the Cats. But he was discharged just in time for the 1945 season, and he hasn't missed a home game since.

A member of what has become known as "The Greatest Generation," Brown helped build America – literally. He was involved with the construction business, a lumber company, and in real estate.

Even his marriage had a tie to Kentucky football. He married Carolyn Rodes, daughter of William "Black Doc" Rodes, a UK football star in 1915-16.

The Browns didn't always live in Lexington. They lived in Carrollton from 1952-63, and in Winchester from 1965-78. All the while, he kept turning out to see his favorite team.

"I always worked on Saturday mornings (at the lumber company). I left a lot of people standing in the store, saying 'I have to go to Lexington,'" Brown recalled with a laugh. "I wasn't trying to set a record. It just happened."

Brown's favorite gridiron memories involve the 1949-50-51 teams that played in the Orange, Sugar, and Cotton Bowls, along with the mid-1970s teams won an SEC championship and a Peach Bowl.

"People who go back that far feel that our 1950 team probably was our best," said Brown, referring to the Wildcat squad that is the 1950 national champion, according to the Sagarin computer ratings. "(Quarterback) Babe Parilli was as good at deception as anyone I've ever seen. I was in a game in Atlanta against Georgia Tech, and a Tech fan was sitting beside me. He said, 'It looks like Parilli is shaking hands with everybody in the backfield before he hands the ball off.'

"That bunch in 1977 was probably the second-best team we've had," Brown continued. "They had a lot of terrific athletes, especially (future NFL stars) Art Still and Derrick Ramsey."

As much as he enjoys talking about the past, Brown is just excited about the present and future. After 52 years of marriage, wife Carolyn passed away in 1999. He married again in 2002, and new wife Mary Anne Goodson Brown also is a UK grad. Jim and Mary Anne recently drove across the country for a reunion of his World War II air squadron. (A member of that squadron was Arnold Spielberg, who became father of a moviemaker named Steven.)

Brown also is happy with the recent changes he's seen at the University.

"We're going in the right direction with the new AD (Mitch Barnhart) and President (Lee) Todd. The whole university is charting an exciting course."

Brown plans to continue going to Kentucky games as long as possible. And, he's a model of faithfulness in more than football. He has a 37-year streak of perfect attendance at the Lexington Rotary Club. He's also a pillar of Crestwood Christian Church, where he is an elder emeritus. Asked about his consistency, Brown replied in what must be the understatement of the year.

"I've always had a tendency to be loyal," he said.

Retired Jerseys

33 George Adams



A stalwart running back for the Wildcats from 1981-84 ... Led the Wildcats in rushing and all-purpose yardage as a sophomore, junior, and senior ... His great 1984 campaign was topped by being named first-team All-SEC, UK's Most Valuable Senior, and UK's Most Outstanding Offensive Back ... Helped lead the Wildcats to Hall of Fame Bowl appearances in 1983 and 1984 and was chosen Kentucky's MVP of the 1983 bowl ... Ranks in the top four in school history in eight career categories and six single-season categories ... Finished his career with 2,648 rushing yards on 638 attempts ... Played in the East-West Shrine Game and the Senior Bowl ... First-round draft pick of the New York Giants and had a seven-year career with the Giants and New England Patriots.

2 Ermal Allen



Lettered three years at quarterback (1939-41) for Coach A.D. Kirwan, helping lead the Wildcats to three consecutive winning seasons ... Also played varisty basketball for three seasons under Coach Adolph Rupp and helped pace the Wildcats to a pair of SEC Tournament championships ... Following military service, came to UK in 1946 as an assistant coach ... Played with the Cleveland Browns in 1947 before returning to UK as an assistant coach from 1948-61 ... His assignments included offensive backs coach, head coach of the freshman team and defensive coordinator ... Kentucky rolled up 12 winning seasons during Allen's years as an assistant ... He spent 22 seasons with the Dallas Cowboys (1962-83) as an assistant coach and director of research and development with the Cowboys, making five trips to the Super Bowl during his tenure with the team.

73 Sam Ball



Lettered 1963-64-65 as offensive tackle ... First-team All-American in 1965 by United Press International, Football Writers and *Sporting News* ... First-team All-Southeastern Conference in 1965 ... Played in College All-Star Game, North-South Shrine Game, and Senior Bowl ... NFL first-round draft choice by Baltimore in 1966.

21 Calvin Bird



Excelled as a running back, pass receiver, defensive back, kickoff returner, and punt returner ... Still holds five school records ... Has UK marks for highest kickoff return average in a season (30.4, 1959) and career (27.05) ... Averaged 8.44 yards every time he touched the ball during his career, another school record (min. 300 plays) ... Scored a school-record 25 points in one game, vs. Hawaii in 1958, and tied the school mark for TDs in a game with four ... Was a second-team All-SEC selection as a junior and a third-team choice as a senior ... Chosen the SEC's "Sophomore of the Year" in 1958 when he led the league in pass receiving ... Led the team in receiving and all-purpose yardage for three consecutive seasons ... Played in three all-star games following his senior season and was chosen the Most Valuable Back in the All-American Bowl.

21 Rodger Bird



Lettered 1963-64-65 as halfback ... Named first-team All-American in 1965 by *Time* magazine and NBC ... Two-time All-Southeastern Conference first-team (1964-65) by Associated Press and United Press International ... Played in the College All-Star Game, North-South Shrine All-Star Game, and the Senior Bowl ... First-round draft choice of the Oakland Raiders in 1966 and played professionally with the Raiders from 1966-71 ... Currently ranked ninth at Kentucky in career rushing with 1,699 yards and 21 touchdowns ... Season-best of 646 yards rushing and 12 TDs in 1965 ... Career-high 157 yards rushing vs. Virginia Tech in 1963.

16 George Blanda



Lettered 1945-46-47-48 as quarterback, punter, and kicker ... Led Kentucky in total offense (1948) and passing (1947-48) ... Threw for over 1,400 yards and 12 touchdowns in final two seasons ... Pro Football Hall of Fame inductee after 26 seasons ... First player in pro football to score 2,000 points (2,002) in a career ... Threw for 26,920 yards and 236 touchdowns as a pro ... Played on three American Football League championship teams.

Paul "Bear" Bryant



Coached at Kentucky for eight seasons (1946-53) ... Compiled a record of 60-23-5 (.710 pct.) with four bowl appearances at UK ... His 60 victories are most by a UK head coach ... Led Kentucky to first Southeastern Conference title (1950) ... Took UK to consecutive appearances in 1950 Orange Bowl, 1951 Sugar Bowl, and 1952 Cotton Bowl ... Guided Kentucky to its first bowl game — 1947 Great Lakes Bowl ... Coached eight first-team All-Americans during his tenure at UK.

69 Warren Bryant



Lettered 1974-75-76 as offensive tackle ... First-team All-American by Walter Camp and American Football Coaches Association in 1976 ... Jacobs Award selection in 1976 (outstanding SEC blocker) ... Named to the *Lakeland* (Fla.) *Ledger* 25-year All-SEC team (1961-85) ... Three-time All-SEC selection ... NFL first-round draft choice by Atlanta Falcons in 1976.

Jerry Claiborne



Three-year letterman at Kentucky under Coach Paul Bryant as blocking back, end and defensive back ... Holds the Wildcats single-season record for interceptions with nine thefts for 130 yards during the 1949 campaign ... Spent 10 years as a collegiate assistant coach at Kentucky (1952-53), Texas A&M (1954-56), Missouri (1957), Alabama (1958-60), and Colorado (1971) ... As a head coach, Claiborne ended his career ranked 21st among all NCAA coaches with 179 victories ... Compiled an overall record of 179-122-8 in 28 seasons as a collegiate head coach including stops at Virginia Tech (61-39-2), Maryland (77-37-3) and Kentucky (41-46-3) ... Named Coach of the Year in three different conferences -- Southern (1963), Atlantic Coast (1973, 1975, 1976) and Southeastern (1983) ... Led the Wildcats to a pair of bowl berths -- 1983 and 1984 Hall of Fame Bowls ... Guided Kentucky to the College Football Association Academic Achievement Award for highest graduation rate in 1989 ... Also in 1989, Kentucky set a Southeastern Conference record by placing 17 Wildcats on the SEC Academic Honor Roll … Received the Neyland Award in 1994 ... Elected to the College Football Hall of Fame in 1999.

Blanton Collier



Served as head football coach of the University of Kentucky for eight seasons (1954-61) ... Led the Wildcats to a 41-36-3 record (.531 pct.) during his tenure ... Most Kentucky faithful remember his 5-2-1 record against arch-rival Tennessee ... Had the difficult task of following UK's most successful head coach, Paul Bryant, when he accepted the job in 1954 ... Immediately led the Wildcats to a 7-3 record in his first season and was named the *Nashville Banner* Southeastern Conference Coach of the Year ... Began his coaching career at his prep alma mater, Paris High School, in 1927 ... Coached all sports at Paris High for 16 years (1927-43), including football and basketball ... Won two Central Kentucky Conference football titles at Paris and six basketball champi-

onships ... After serving his country in the Navy, Collier joined the Cleveland Browns in 1946 as an assistant coach under Paul Brown ... Remained on Cleveland staff until becoming head coach at Kentucky ... Led Cleveland to a sparkling 76-34-2 record (.688) which included one NFL title (1964) and four divisional titles from 1963 to 1970.

40 Sonny Collins



Lettered 1972-73-74-75 as halfback ... First-team All-Southeastern Conference by Associated Press and United Press International for three seasons (1973-74-75) ... Currently all-time leading rusher at Kentucky with 3,835 yards and 26 touchdowns ... Owns career marks in rush attempts (777), yards rushing (3,835), touchdowns rushing (26) and 100-yard rushing games (18) ... Best season came as sophomore in 1973 with 1,213 yards and 13 TDs ... Averaged 4.9 yards per carry during career ... Named Player of the Year in the Southeastern Conference by the *Nashville Banner* and *Birmingham Post-Herald* in 1974 ... Participated in Hula Bowl and Japan Bowl ... Drafted in second round by Atlanta Falcons in 1976.

65 Ray Correll



Lettered 1951-52-53 as guard ... Named first-team All-American in 1953 by the Football Writers of America Association and the *Chicago Tribune* ... First-team All-Southeastern Conference by Associated Press in 1953 ... Second-team All-SEC by United Press International in 1953 ... UK was 20-10-3 during his three years as a letterman ... Named Defensive Most Valuable Player in the 1952 Cotton Bowl as Kentucky defeated TCU, 20-7 ... Named to the All-Time Cotton Bowl team ... Played in the East-West Shrine All-Star Game and the Senior Bowl ... Named permanent co-captain as a senior in 1953.

2 Tim Couch



UK quarterback from 1996-98 … Gave up his senior season of eligibility and was the No. 1 pick by Cleveland in the 1999 NFL Draft … First-team All-America in 1998 as a junior and a consensus choice as SEC Player of the Year … Completed 400 of 553 passes for 4,275 yards and 36 touchdowns … Led the nation in pass completions while ranking second in completion percentage, passing yardage and touchdown passes, and fourth in total offense … Guided the Wildcats to the Outback Bowl, UK's first New Year's Day bowl appearance in 47 years … Finished fourth in the Heisman Trophy balloting … Finalist for the Davey O'Brien National Quarterback Award as a junior and sophomore … Breakout soph campaign featured 363 of 547 passes for 3,884 yards and 37 touchdowns … Led the nation in pass attempts, completions, yardage, and completion percentage … Earned second-team All-SEC honors and was ninth in the voting for the Heisman … Played in seven games as a true freshman, with two starts … Career stats feature 795 completions in 1,184 attempts for 8,435 yards and 74 touchdowns … Ended his career with seven NCAA records, 14 SEC records, and 26 school records.

13 Bob Davis



Lettered 1935-36-37 as halfback ... Recognized as UK's career rushing leader in pre-modern era with 2,083 yards rushing (documented) ... Was all-time UK leading scorer with 180 points until Joey Worley broke the mark in 1987 with 246 career points ... Twice had five-touchdown games during career ... Scored a UK all-time high 30 touchdowns in career ... High games of 267 yards (vs. Washington & Lee) and 246 yards (vs. Maryville) rushing during his career ... Had four rushing touchdowns of over 70 yards during career.

57 Dermontti Dawson



Lettered 1984-87 as an offensive lineman for Coach Jerry Claiborne ... Played guard and center ... Named All-SEC following his senior season ... Blocked for three of the top five rushers in school history, Mark Higgs, George Adams, and Marc Logan ... Member of the 1984 Hall of Fame Bowl championship team ... Chosen by the Pittsburgh Steelers in the second round of the 1988 NFL Draft ... Enjoyed a 13-year career with the Steelers ... A seven-time Pro Bowl selection, 1992-98 ... Has returned to Lexington and has served as an expert analyst on the UKTV Network telecasts.

59 Joe Federspiel



One of the top linebackers in Kentucky history ... Three-year letterman from 1969-71 ... First-team All-Southeastern Conference as a senior and named UK's Most Valuable Senior ... Led team in tackles during his junior campaign with 125 stops ... Picked second-team All-SEC in 1969 ... Won UK's "Unsung Hero Award" following his sophomore and junior campaigns ... Named to Kentucky's All-Time Team by both the *Lexington Herald-Leader* and the *Louisville Courier-Journal* ... Played in both the North-South Shrine Game and the All-American Bowl following his senior year ... Named to the SEC All-Decade Team for the 1970s by the *Atlanta-Journal Constitution* ... Went on to a 10-year career in the National Football League, including nine years with the New Orleans Saints (1972-80) and a season with the Baltimore Colts (1981) ... Also has been an SEC game official.

70 Bob Gain



Lettered 1947-48-49-50 as tackle/placekicker ... Two-time (1949 & 1950) first-team All-American ... 1950 Outland Trophy winner, first player from SEC to win the award ... Three-time All-SEC selection ... UK was 33-10-2 and claimed SEC title under Paul Bryant during Gain's four seasons ... NFL first-round draft choice by Green Bay in 1951.

55 Irvin "Irv" Goode



Earned three varsity letters as center and linebacker at the University of Kentucky ... Played at UK under head coach Blanton Collier ... Physical stature as a Wildcat was 6-5, 220 pounds ... First-team All-American in 1961 by *Time* ... Third-team All-Southeastern Conference by United Press International in 1961 ... Permanent team captain of '61 Wildcats squad ... Though most of his notoriety came as a center, Goode did manage a career-high 23 tackles against national champion Ole Miss as a junior ... Played in four postseason all-star games — Hula Bowl, East-West Shrine Game, College All-Star Game and Senior Christian Bowl ... Number one draft choice of the St. Louis Cardinals in 1962 ... A 13-year veteran of the National Football League — St. Louis Cardinals (1962-71), Buffalo Bills (1972) and Miami Dolphins (1973-74) ... Twice named to the Pro Bowl (1964, 1967).

22 Mark Higgs



Standout running back from 1984-87 ... Ranks third in UK history with 2,892 rushing yards ... Holds school records for highest rushing average in a season (6.6 yards per attempt in 1987) and career (5.43 yards per attempt) ... In 1987, rushed for what was then a school-record 1,278 yards (broken in 1995 by Moe Williams)... Selected as the SEC Offensive Player of the Week when he rushed for 192 yards in a 35-6 victory over Mississippi ... Named second-team All-SEC and UK's Most Valuable Senior ... Also a member of the SEC Academic Honor Roll ... Played in the Blue-Gray Game and Hula Bowl following his senior season ... Drafted by the Dallas Cowboys and enjoyed an eight-year career in the National Football League with Dallas, Philadelphia, Miami, and Arizona.

80 Tom Hutchinson



Earned three varsity letters as a split end for the University of Kentucky ... Played at UK under head coaches Blanton Collier and Charlie Bradshaw ... All-time leading receiver in Wildcats history until 1997 ... Ended his career with a then-school-record 94 pass receptions ... Fifth on the UK list for pass receiving yards with 1,483 ... Averaged 15.9 yards per reception and scored nine touchdowns ... First-team All-Southeastern Conference by Associated Press in 1960, 1961 and 1962 ... First-team All-SEC by United Press International in 1961 and 1962 ... Third-team All-SEC by United Press International in 1960 ... Caught 30 passes for 455 yards as a sophomore despite not earning a starting assignment in any of the 10 regular season games ... Grabbed 32 pass receptions in 1961 and 1962 ... Played in five postseason all-star games — Coaches All-America Game, College All-Star Game, Hula Bowl, East-West Shrine Game, and the Senior Christian Bowl ... First-round draft choice in 1963 by the Cleveland Browns ... Four-year veteran in the National Football League ... Played three seasons at Cleveland (1963-65) and one season at Atlanta (1966).

8 Clyde Johnson



Lettered 1940-41-42 as tackle ... Owns the honor of being the University of Kentucky's first All-American in football ... Named first-team All-American by Associated Press as tackle following 1942 campaign ... First-team All-Southeastern Conference by Associated Press in 1942 ... Played two seasons in the National Football League with the Los Angeles Rams (1946-47).

27 Wallace "Wah-Wah" Jones



Lettered 1945-46-47-48 as end ... Two-time All-Southeastern Conference ... Named first-team All-SEC by the Associated Press in 1946 ... Also tabbed third-team All-SEC in 1948 by AP ... Led Kentucky in receiving two seasons (1947-48) ... Had a season-high 19 receptions for 243 yards and five touchdowns during his senior campaign ... Four-year letterman in football, basketball and baseball during his days at UK ... Helped lead the Wildcats to their first bowl appearance (1947 Great Lakes Bowl) as a junior ... Also a basketball standout and the only UK athlete to have his jersey retired in both sports.

44 John "Shipwreck" Kelly



Lettered 1929-30-31 as halfback ... Gained approximately 2,100 yards rushing during career ... Is one of only six UK players to gain at least 2,000 yards rushing in career ... Season-best 1,074 yards rushing in 1931 ... Held UK all-time, single-game record with 280 yards rushing vs. Maryville in 1930.

66 Ralph Kercheval



Lettered 1931-32-33 at many positions, primarily as punter ... Known as perhaps the finest punter in the history of the SEC ... Still holds SEC season records for most punts (101) and yards punted (4,413) and holds single-game record for punting average (52.0 avg., min. 10) ... All-around athlete, played quarterback, defensive back, kicker and punter ... Tied for second-longest punt in UK history (78 yards) ... Career-wise, punted 234 times for 9,749 yards, averaging 44.8 yards per punt which is two yards better than UK's modern era leader Paul Calhoun (42.6 avg.).

80 Rick Kestner



A first-team All-Southeastern Conference offensive end in 1964 and 1965 ... One of the most prolific pass catchers in Wildcat history with 82 receptions in his career ... His 42 catches in 1964 set a school record ... Greatest day as a Wildcat occurred in 1964 as a junior as he caught nine passes for 185 yards and three touchdowns as Kentucky upset No. 1-ranked Mississippi, 27-21, in Jackson ... The 185 receiving yards was the most ever for a Wildcat receiver in one game ... Fine student who earned a place on the Academic All-SEC team in 1964.

50 Jim Kovach



All-time leading tackler in University of Kentucky history ... Credited with 521 tackles, including a season-high 164 in 1978 ... Four-year letterman who received medical hardship ruling in 1977 because of shoulder injury ... Consensus first-team All-Southeastern Conference in 1978 ... Second-team All-SEC in 1975 and 1976 ... Squad's Most Valuable Player in 1978 ... One of only two Wildcats football players to be named to the Academic All-SEC Honor Roll four times ... Academic All-American in 1978 ... Earned the 1978 National Football Foundation Scholar-Athlete Award ... Received 1979 NCAA Post-Graduate Scholarship ... Played in the 1978 Hula Bowl ... Fourth-round draft choice by the New Orleans Saints in 1979 ... Played professionally with New Orleans (1979-85) and San Francisco (1985).

24 Dicky Lyons



First-team All-SEC as a junior and senior and earned second-team all-league honors as a sophomore ... Earned three letters (1966-68) as a halfback, flanker and kick returner at UK ... One of the greatest punt and kickoff return aces in Southeastern Conference history ... First player in SEC history with 1,000 yards in rushing, 1,000 yards in punt returns and 1,000 yards in kickoff returns ... Still holds the SEC record for most return yardage in a game when he rolled up 235 yards in punt and kickoff returns against LSU in 1967 ... His career punt return average of 15.4 yards per return still ranks as best in school history and third highest in SEC annals ... Ranks among the leaders in Kentucky and SEC history in several other statistical categories ... Was named to Kentucky's All-Time Team as selected by the *Lexington Herald-Leader* ... Played for the New Orleans Saints in the National Football League.

20 Charlie McClendon



Versatile performer for Coach Paul "Bear" Bryant, helping lead the 1949 team to the Orange Bowl and the 1950 squad to the Sugar Bowl ... Lettered two seasons at UK (1949-50) as a defensive end, cornerback and tight end ... Was an assistant coach at Kentucky (1951), Vanderbilt (1952), and Louisiana State (1953-61) before taking over the reins of the LSU program in 1962 ... Compiled a 137-59-7 mark in 18 years as the LSU head coach, guiding the Tigers to 13 bowl games ... Named National Coach of the Year in 1970 by the American Football Coaches Association ... Was Executive Director of the Tangerine Bowl for two years (1980-81) before completing 12 years (1982-94) as Executive Director of the AFCA ... Was given the Amos Alonzo Stagg Award by the AFCA in 1992 for "outstanding service in the advancement of the best interests of football."

80 Steve Meilinger



Lettered 1951-52-53 as end, halfback, defensive back and linebacker ... Career totals include 75 catches for 1,210 yards (16.1 avg.) and 17 TDs ... Held UK career record with 17 TD receptions ... Had 41 receptions for 576 yards and 8 TDs during the 1951 season ... Two-time, first-team All-American (1952 & 1953) ... Named first-team All-SEC three times (1951-52-53) ... Named to Birmingham QB Club Quarter-Century All-SEC Team (1950-74) ... Also rushed for 714 yards during his career ... Intercepted six passes during his career ... NFL first-round draft choice by Washington.

79 Lou Michaels



Lettered 1955-56-57 at UK as tackle, kicker and punter ... Two-time, first-team All-America selection (1956 & 1957) ... Outstanding SEC Lineman by Birmingham TD Club in 1956 ... Outstanding SEC Lineman by Atlanta TD Club in 1957 ... SEC Outstanding Player by *Nashville Banner* in 1957 ... Averaged 39.8 yards per punt (122 punts for 4,852 yards) during career ... Connected on 13 of 16 PATs and 2 of 3 FGs at UK during career ... Inducted into College Football Hall of Fame in 1992.

51 Doug Moseley



Earned three varsity letters as a center and linebacker at the University of Kentucky ... Played under head coach Paul Bryant on teams that compiled a 28-8 overall record, including one Southeastern Conference championship (1950) and appearances in the Orange, Sugar and Cotton Bowls ... First-team All-American in 1951 by Associated Press and Football Writers Association of America ... First-team All-Southeastern Conference by Associated Press and United Press International in 1951 ... Second-team All-Southeastern Conference by Associated Press in 1950 ... Permanent co-captain of 1951 Wildcats squad which posted an 8-4 record and a 20-7 victory over Texas Christian University in the Cotton Bowl ... Earned the 1951 *Atlanta Constitution* Award ... Played in the College All-Star Game at Chicago.

11 Rick Norton



Lettered 1963-64-65 as quarterback ... Named first-team All-American in 1965 by *Time* magazine and NBC ... Academic All-Southeastern Conference as sophomore in 1963 ... Ranks fifth at UK in career total offense (4,139 yards) and fourth in career passing (4,514 yards) ... Held UK mark for season passing with 1,823 yards and 11 touchdowns in 1965 ... Owned Wildcats single-game mark with 373 yards passing against Houston (1965) ... Completed 298 of 598 passes (.498 pct.) and 26 TDs during career ... First-round draft pick of Miami Dolphins in 1966 ... Played with the Dolphins from 1966 to 1969.

52 Rick Nuzum



Began his career as a defensive end at UK, moved to offensive tackle, offensive guard and spent last two seasons for the Wildcats at center ... First-team All-American as center in 1974 ... Second-team All-Southeastern Conference as a senior ... Participated in the 1974 Hula Bowl and East-West Shrine Game ... Squad's Most Valuable Player in 1974 ... Coached at Kentucky by John Ray and Fran Curci ... Drafted in the fifth round by the Los Angeles Rams in 1975 ... Played in the National Football League three seasons — Los Angeles Rams (1977) and Green Bay Packers (1978-79).

10 Vito "Babe" Parilli



Lettered 1949-50-51 as quarterback ... Two-time (1950 & 51) first-team All-American ... Finished fourth and third, respectively, in Heisman Trophy voting his junior and senior seasons ... Held UK record for career TD passes (50) ... Completed 331 of 592 passes for 4,351 yards and 50 TDs in career ... UK posted 28-8 record, claimed SEC title and spots in Orange, Sugar and Cotton Bowls under Paul Bryant during Parilli's three seasons ... NFL first-round draft choice by Green Bay in 1952.

12 Derrick Ramsey



Lettered 1975-76-77 as quarterback ... First-team All-Southeastern Conference and third-team All-American as quarterback by Associated Press and United Press International in 1977 ... Named Outstanding SEC Quarterback following senior campaign by the Birmingham Touchdown Club ... Led the Wildcats to consecutive 9-3 and 10-1 records as junior and senior, including 21-0 victory over North Carolina in 1976 Peach Bowl ... Currently ranked ninth at UK in career total offense (3,417 yards), seventh in career rushing (1,764 yards) and had 1,653 career passing yards ... Ranks third in career rushing TDs with 25 ... Played in the East-West Shrine All-Star Game ... Played for three different National Football League teams as tight end -- Oakland/Los Angeles Raiders (1978-83), New England (1983-85) and Detroit (1987) ... During the summer of 1999, was named the Director of Athletics at Kentucky State University in Frankfort.

45 Jay Rhodemyre



A first-team All-SEC choice as a senior after garnering third-team all-league honors as a junior ... Lettered three seasons at UK (1942, 1946-47) at center and linebacker ... Played his last two years for Paul "Bear" Bryant and helped lead Kentucky to the school's first bowl appearance in 1947 ... Was named to Kentucky's All-Time Team in selections made by both the *Lexington Herald-Leader* and the *Louisville Courier-Journal* ... Earned Most Valuable Player honors in the 1948 College All-Star Game ... Also played in the 1947 Blue-Gray Game ... Had a four-year career in the National Football League with the Green Bay Packers ... Worked as an engineer following his football career and was part-owner of Thermal Equipment Sales Company.

74 Dave Roller



Stalwart defensive lineman for the Wildcats from 1968-70 ... Played defensive guard as a sophomore, moved to end his junior year, then played tackle as a senior ... A first-team All-Southeastern Conference selection as both a junior and senior ... Won UK's "Unsung Hero Award" as a junior ... Also a second-team All-SEC choice in 1968 as a sophomore ... Named to Kentucky's All-Time Team by the *Lexington Herald-Leader* ... Was named National Lineman of the Week during the 1970 season after the Wildcats defeated Kansas State ... Played in the All-American Bowl, the Hula Bowl, and the North-South Shrine Game following his senior year ... Enjoyed a 10-year career in the National Football League with the New York Giants (1971-74), Green Bay Packers (1975-78), and Minnesota Vikings (1979-80).

19 Howard Schnellenberger



Earned four varsity letters as an offensive and defensive end at the University of Kentucky ... Played two years each under head coaches Paul Bryant and Blanton Collier ... First-team All-American in 1955 by Associated Press ... First-team All-Southeastern Conference by Associated Press in 1955 ... Third-team All-Southeastern Conference by Associated Press in 1954 ... Permanent co-captain as senior in 1955 ... Ended career with 44 receptions for 618 yards (14.0 avg.) and 11 touchdowns ... Owned outstanding ratio of one touchdown catch for every four pass receptions ... Led Wildcats in receiving during both 1954 and 1955 seasons ... Most memorable pass reception was a 22-yard touchdown catch on a pass from Bob Hardy to give Kentucky a 14-13 victory over Tennessee in 1954 ... During his career the Wildcats compiled a 25-12-4 record ... Played in 1955 Blue-Gray All-Star Game ... Also played in 1955 Senior Bowl ... Began his coaching career as an assistant at Kentucky (1959-60) under Blanton Collier ... Assistant coach at Alabama (1961-65) under Paul Bryant ... Served as assistant coach in the NFL with the Los Angeles Rams (1966-69) under George Allen and with the Miami Dolphins (1970-72; 1975-79) under Don Shula ... Head coach of the Baltimore Colts for two seasons (1973-74) ... Led the University of Miami (Fla.) to the national championship in 1983 ... Also became the head coach at Louisville and Oklahoma.

32 Larry Seiple



Versatile performer who starred for the Wildcats as a runner, pass receiver, kickoff returner, and punter ... Three-year letterman from 1964-66 ... Named second-team All-SEC as a junior and won UK's "Unsung Hero Award" as a senior ... Holds the UK career record for average yards per pass reception (19.8) ... Caught 72 passes for 1,422 yards in his career...Averaged 39.6 yards per punt during his career... Known as a big-play performer as a collegian ... Had four pass receptions of 70 yards or more during his career ... On 4th-and-41 yards to go against Mississippi in 1965, ran a fake punt 70 yards for a touchdown ... Played 11 years (1967-77) with the Miami Dolphins ... Also served as an assistant coach with the Dolphins.

48 Washington "Wash" Serini



Earned four varsity letters as a tackle at the University of Kentucky ... His physical stature as a player at Kentucky was 6-1, 215 pounds ... Played under three different head coaches (A.D. Kirwan, Bernie Shively, and Paul Bryant) ... Named first-team All-Southeastern Conference by Associated Press in 1944 ... Twice named second-team All-Southeastern Conference by Associated Press (1945, 1947) ... Member of Wildcats' first bowl team (1947 Great Lakes Bowl) ... Participated in three Blue-Gray All-Star games (1944, 1946, 1947) ... Played professionally for the Chicago Bears (1948-51) and Green Bay Packers (1952).

Bernie A. Shively



Served as director of athletics at the University of Kentucky for 30 years (1938-67) ... Supervised major expansions of UK athletics facilities during his tenure ... Responsible for the expansion of Stoll Field/McLean Stadium in 1948, 1949 and 1959 to increase seating capacity to 37,500 ... Credited with the construction of Memorial Coliseum (11,500) in 1950 ... Also responsible for what is now known as the Shively Sports Complex, which was built in 1959 ... The Shively Sports Complex includes the football practice fields and is now home to Kentucky baseball and track ... Chairman of the NCAA Basketball Tournament Committee (University Division) and later named to the NCAA Executive Committee ... Served as head football coach at UK in 1945 and posted 2-8-0 record.

97 Art Still



Lettered 1974-75-76-77 as defensive end ... Consensus first-team All-American in 1977 ... Broke UK single season record with 22 tackles behind the line in 1977 ... Ended career with 327 tackles ... Two-time, first-team All-SEC (1976 & 1977) ... Honored by Birmingham TD Club as SEC Outstanding Senior Player in 1977 ... Honored by Columbus (Ga.) TD Club as SEC Outstanding Player in 1977 ... Named to *Lakeland* (Fla.) *Ledger* 25-year All-SEC team (1961-75) ... NFL first-round draft choice by Kansas City in 1978...Played 12 seasons in the NFL with Kansas City and Buffalo.

70 Herschel Turner



First-team All-American as an offensive and defensive tackle in 1963 ... First-team All-Southeastern Conference as a senior ... Logged the most minutes played on UK's 1962 squad known as the "Thin Thirty" ... Participated in the Blue-Gray Game and the Senior Bowl ... Drafted in the second round of the 1964 National Football League draft by St. Louis ... Played two seasons (1964-65) with the Cardinals as a guard and tackle.

50 Harry Ulinski



Four-year letterman from 1946-49 under Coach Paul "Bear" Bryant ... A standout center and linebacker ... Captain of the 1949 Wildcats squad that posted a 9-3 record and played in the Orange Bowl ... Named first-team All-Southeastern Conference in 1949 by the Associated Press .. First-team All-South by *Collier's* magazine ... Honorable mention All-America ... The Wildcats were ranked seventh in the nation at one point during the 1949 season — their highest ranking ever — and finished the campaign ranked 11th in the country ... Named SEC Player of the Week after Kentucky's 25-0 blanking of Georgia ... Played in the 1950 College All-Star Game ... Played six years in the National Football League with the Washington Redskins.

88 Jeff Van Note



Originally came to Kentucky as a fullback, but ended his career as an outstanding defensive end ... Earned second-team All-Southeastern Conference honors as a sophomore in 1966 ... Squad's Most Valuable Player as a senior in 1968 ... Participated in the Blue-Gray Game ... Coached at UK by Charlie Bradshaw ... Drafted in the 11th round by the Atlanta Falcons in 1969 ... Played 18 years in the National Football League (1969-86), all with the Falcons, as a center ... Named All-Pro in 1982 ... Earned All-National Football Conference honors in 1980 ... Played in six Pro Bowls (1974, 1975, 1979, 1980, 1981, and 1982) ... Also has served as an expert analyst on radio broadcasts of UK football games.

Kentucky and the Heisman Vote

1950

1. Vic Janowicz, Ohio State
2. Kyle Rote, Southern Methodist
3. Red Bagnell, Pennsylvania
4. BABE PARILLI, KENTUCKY
5. Bobby Reynolds, Nebraska
6. Bob Williams, Notre Dame
7. Leon Heath, Oklahoma
8. Dan Foldberg, Army

1951

1. Dick Kazmaier, Princeton
2. Hank Lauricella, Tennessee
3. BABE PARILLI, KENTUCKY
4. Bill McColl, Stanford
5. John Bright, Drake
6. John Karras, Illinois
7. Larry Isbell, Baylor
8. Hugh McElhenny, Washington
9. Ollie Matson, San Francisco

1957

1. John Crow, Texas A&M
2. Alex Karras, Iowa
3. Walt Kowalczyk, Michigan State
4. LOU MICHAELS, KENTUCKY
5. Tom Forrestal, Navy
6. Jim Phillips, Auburn
7. Bob Anderson, Army
8. Dan Currie, Michigan State
9. Clendon Thomas, Oklahoma
10. Lee Grosscup, Utah
11. King Hill, Rice

1997

1. Charles Woodson, Michigan
2. Peyton Manning, Tennessee
3. Ryan Leaf, Washington
4. Randy Moss, Marshall
5. Ricky Williams, Texas
6. Curtis Enis, Penn State
7. Tim Dwight, Iowa
8. Cade McNown, UCLA
9. TIM COUCH, KENTUCKY
10. Amos Zereoue, West Virginia

1998

1. Ricky Williams, Texas
2. Michael Bishop, Kansas State
3. Cade McNown, UCLA
4. TIM COUCH, KENTUCKY
5. Donovan McNabb, Syracuse
6. Daunte Culpepper, Central Florida
7. Champ Bailey, Georgia
8. Torry Holt, North Carolina State
9. Joe Germaine, Ohio State
10. Shaun King, Tulane

Kentucky Honor Roll

All-SEC (AP, UPI, Coaches)

First Team

1933 Ralph Kercheval, Back (AP)
1934 Bert Johnson, Back (AP)
1942 Clyde Johnson, Tackle (AP)
1944 Wash Serini, Tackle (AP)
1946 Wallace Jones, End (AP)
1947 Jay Rhodemyre, Center (AP)
1949 Bob Gain, Tackle (AP)
1949 Harry Ulinski, Center (AP)
1950 Bob Gain, Tackle (AP, UPI)
1950 Babe Parilli, Quarterback (AP, UPI)
1951 Doug Moseley, Center (AP, UPI)
1951 Steve Meilinger, End (AP, UPI)
1951 Babe Parilli, Quarterback (AP, UPI)
1951 Gene Donaldson, Guard (AP)
1952 Steve Meilinger, End (AP, UPI)
1953 Ray Correll, Guard (AP)
1953 Steve Meilinger, End (AP, UPI)
1954 Bob Hardy, Quarterback (AP)
1955 Howard Schnellenberger, End (AP, UPI)
1956 Lou Michaels, Tackle (AP, UPI)
1957 Lou Michaels, Tackle (AP, UPI)
1960 Tom Hutchinson, End (AP)
1961 Tom Hutchinson, End (AP, UPI)
1962 Tom Hutchinson, End (AP, UPI)
1962 Junior Hawthorne, Tackle (AP)
1963 Herschel Turner, Tackle (UPI)
1964 Rodger Bird, Halfback (AP, UPI)
1964 Rick Kestner, End (AP, UPI)
1965 Sam Ball, Tackle (AP, UPI)
1965 Rodger Bird, Halfback (AP, UPI)
1965 Rick Kestner, End (UPI)
1967 Dicky Lyons, Fullback (UPI)
1968 Dicky Lyons, Halfback (AP, UPI)
1969 Dave Roller, Def. Tackle (AP, UPI)
1970 Dave Roller, Def. Tackle (AP, UPI)
1971 Joe Federspiel, Linebacker (AP, UPI)
1973 Sonny Collins, Tailback (AP, UPI)
1973 Darryl Bishop, Def. Back (UPI)
1973 Jim McCollom, Def. Line (UPI)
1974 Warren Bryant, Off. Tackle (AP, UPI)
1974 Sonny Collins, Tailback (AP, UPI)
1975 Warren Bryant, Off. Tackle (AP, UPI)
1975 Sonny Collins, Tailback (AP, UPI)
1976 Warren Bryant, Off. Tackle (AP, UPI)
1976 Art Still, Def. End (UPI)
1977 Tom Dornbrook, Off. Guard (AP)
1977 Derrick Ramsey, Quarterback (AP, UPI)
1977 Art Still, Def. End (AP, UPI)
1977 Mike Siganos, Def. Back (AP, UPI)
1977 Dallas Owens, Def. Back (AP)
1978 Jim Kovach, Linebacker (AP, UPI)
1978 Dan Fowler, Off. Guard (UPI)
1978 Richard Jaffe, Noseguard (UPI)
1979 Richard Jaffe, Noseguard (AP, UPI)
1980 Ken Roark, Center (AP)
1981 Andy Molls, Def. Back (AP)
1983 Paul Calhoun, Punter (AP)
1984 George Adams, Tailback (AP, UPI)
1984 Paul Calhoun, Def. Back (AP, UPI, Coaches)
1987 Jerry Reese, Def. Line (Coaches)
1988 Randy Holleran, Linebacker (AP)
1989 Oliver Barnett, Def. Line (AP, UPI, Coaches)
1989 Mike Pfeifer, Off. Tackle (AP, UPI, Coaches)
1990 Randy Holleran, Linebacker (AP, Coaches)
1991 Doug Pelfrey, Kicker (AP)
1993 Marcus Jenkins, Safety (Coaches)
1993 Marty Moore, Linebacker (AP, Coaches)
1994 Melvin Johnson, Free Safety (AP)
1995 Moe Williams, Tailback (AP, Coaches)
1997 John Schlarman, Offensive Guard (AP)
1998 Tim Couch, Quarterback (AP, Coaches)
1998 Craig Yeast, Wide Receiver (AP, Coaches)
1998 Kris Comstock, Off. Tackle (AP)
1999 Andy Smith, Punter (AP, Coaches)
1999 James Whalen, Tight End (AP, Coaches)
1999 Jeff Snedegar, Linebacker (Coaches)
2000 Derek Smith, Tight End (AP, Coaches)
2000 Omar Smith, Offensive Lineman (AP)
2001 Derek Abney, All-Purpose (AP)
2001 Dennis Johnson, Defensive End (AP)
2001 Glenn Pakulak, Punter (AP)
2002 Derek Abney, Kick Returner (AP, Coaches)
2002 Antonio Hall, Off. Tackle (Coaches)
2002 Glenn Pakulak, Punter (AP, Coaches)
2002 Artose Pinner, Running Back (AP, Coaches)

Second Team

1933 Joe Rupert, End (AP)
1935 Bob Davis, Back (AP)
1936 Stanley Nevers, Tackle (AP)
1937 Ed Sydnor, Guard (AP)
1937 Bob Davis, Back (AP)
1938 Dave Zoeller, Back (AP)
1939 John Eibner, Tackle (AP)
1945 Wash Serini, Tackle (AP)
1947 Wash Serini, Tackle (AP)
1948 Bob Gain, Tackle (AP)
1949 Babe Parilli, Quarterback (AP)
1950 Doug Moseley, Center (AP)
1950 Bill Wannamaker, Guard (AP, UPI)
1950 Al Bruno, End (AP)
1950 Bill Leskovar, Back (AP, UPI)
1951 Jim MacKenzie, Tackle (AP)
1952 Tommy Adkins, Linebacker (AP)
1953 Ralph Paolone, Back (AP)
1953 Ray Correll, Guard (UPI)
1954 Bradley Mills, End (UPI)
1954 Bob Hardy, Quarterback (UPI)
1955 Bob Hardy, Quarterback (AP, UPI)
1956 J.T.Frankenberger, Tackle (AP)
1956 Dave Kuhn, Center (AP)
1957 Bobby Cravens, Back (AP)

First-Team All-Americans

1942 Clyde Johnson, Tackle (AP)
1949 Bob Gain, Tackle (All-Players, NY Sun, NEA)
1950 Bob Gain, Tackle (AP, UPI, INS, Camp, NEA, CP, FWAA-Look, AAB, FD,NYNews)
1950 Babe Parilli, Quarterback (AP, INS, Camp, Colliers, NY News, Sporting News, AAB)
1951 Babe Parilli, Quarterback (UP, INS, Camp, NEA, CP, AAB, NY News, All-Players)
1951 Doug Moseley, Center (AP, FWAA-Look)
1952 Steve Meilinger, End (AP, NEA, All-Players)
1953 Steve Meilinger, End (NEA, Colliers, AAB)
1953 Ray Correll, Guard (FWAA-Look, Chicago Tribune)
1955 Howard Schnellenberger, End (AP)
1956 Lou Michaels, Tackle (UPI, NA, Camp, Colliers, NY News)
1957 Lou Michaels, Tackle (AP, NEA, Camp, FWAA-Look, Coaches, NY News, Sporting News)
1961 Irv Goode, Center (Time)
1963 Herschel Turner, Tackle (Time)
1965 Sam Ball, Tackle (UPI, NEA, Camp, FWAA-Look, Coaches, Time, Sporting News)
1965 Rodger Bird, Halfback (Time, NBC)
1965 Rick Norton, Quarterback (Time, NBC)
1974 Elmore Stephens, Tight End (Time)
1974 Rick Nuzum, Center (NEA)
1976 Warren Bryant, Tackle (Coaches, Camp)
1977 Art Still, End (AP, UPI, NEA, Coaches, FWAA, Camp, Sporting News, Football News)
1989 Mike Pfeifer, Off. Tackle (Football News, Mizlou)
1998 Tim Couch, Quarterback (Camp, FWAA, AAFF)
1999 James Whalen, Tight End (AP, Camp, FWAA, AAFF, CNN/SI, CBS Sportsline)
2002 Derek Abney, Kick Returner (AP, FWAA, Camp, Sporting News, ESPN, CBS SportsLine, CNN/SI, College Football News)
2002 Glenn Pakulak, Punter (CBS SportsLine)

Second-Team All-Americans

1949 Bob Gain, Tackle (FWAA-Look)

1956 Lou Michaels, Tackle (FWAA-Look)

1970 Dave Roller, Def. Tackle (NEA)

1971 Joe Federspiel, Linebacker (AP)

1972 Sonny Collins, Tailback (NEA)

1976 Warren Bryant, Off. Tackle (AP, Football News, NEA)

1990 Randy Holleran, Linebacker (Football News)

1994 Melvin Johnson, Free Safety (Gannett News Service)

1998 Tim Couch, Quarterback (AP, Football News)

1999 James Whalen, Tight End (Football News)

2002 Glenn Pakulak, Punter (Camp, College Football News)

Third-Team All-Americans

1950 Al Bruno, End (AP, UPI)

1962 Tom Hutchinson, End (Coaches)

1963 Herschel Turner, Tackle (UPI)

1974 Sonny Collins, Tailback (Football News)

1975 Warren Bryant, Off. Tackle (Football News)

1976 Derrick Ramsey, Quarterback (AP, Football News)

1984 Paul Calhoun, Safety/Punter (AP)

1989 Oliver Barnett, Def. Tackle (AP)

1998 Craig Yeast, Wide Receiver (Football News)

1999 James Whalen, Tight End (The Sporting News)

2001 Dennis Johnson, Def. End (Football News)

2001 Glenn Pakulak, Punter (Football News)

2002 Glenn Pakulak, Punter (AP)

1958 Bobby Cravens, Back (AP, UPI)
1959 Calvin Bird, Back (AP)
1962 Darrell Cox, Back (AP)
1962 Junior Hawthorne, Tackle (UPI)
1965 Doug Davis, Off. Guard (AP)
1965 Larry Seiple, Back (AP)
1965 Mike McGraw, Linebacker (AP)
1965 Terry Beadles, Def. Back (AP)
1966 Jeff Van Note, Def. End (AP)
1966 Dicky Lyons, Def. Back (AP)
1966 Jerry Davis, Def. Back (AP)
1968 Dick Palmer, Def. End (AP)
1968 Dave Roller, Def. Guard (AP)
1969 Dick Palmer, Def. End (AP)
1969 Joe Federspiel, Linebacker (AP)
1970 Dave Hardt, Def. End (AP)
1972 Darryl Bishop, Def. Back (AP)
1973 Harvey Sword, Off. Tackle (AP)
1973 Darryl Bishop, Def. Back (AP)
1974 Rick Nuzum, Center (AP)
1974 Mike Fanuzzi, Quarterback (AP)
1974 John Tatterson, Punter (AP)
1975 Jim Kovach, Linebacker (AP)
1976 Jim Kovach, Linebacker (AP)
1976 Mike Siganos, Def. Back (AP)
1977 Dave Trosper, Wide Receiver (AP)
1977 Jerry Blanton, Def. Tackle (AP)
1977 Richard Jaffe, Noseguard (AP)
1978 Tom Kearns, Off. Guard (AP)
1978 Richard Jaffe, Noseguard (AP)
1978 Larry Carter, Def. Back (AP)
1979 Felix Wilson, Wide Receiver (AP)
1979 Tom Kearns, Off. Guard (AP)
1979 Larry Carter, Def. Back (AP)
1981 Don Fielder, Def. End (AP)
1982 Andy Molls, Def. Back (AP)
1983 Kerry Baird, Def. Back (AP)
1984 Cam Jacobs, Linebacker (AP)
1985 Jim Reichwein, Off. Guard (AP)
1985 Brian Williams, Def. End (AP)
1985 Russell Hairston, Def. Back (AP)
1986 Joey Worley, Placekicker (AP)
1987 Mark Higgs, Tailback (AP)
1987 Dermontti Dawson, Off. Guard (AP)
1987 Jerry Reese, Def. Tackle (AP)
1987 Greg Kunkel, Off. Tackle (AP)
1988 Oliver Barnett, Def. Tackle (AP)
1988 Chris Chenault, Linebacker (AP)
1989 Joel Mazzella, Off. Guard (AP)
1989 Alfred Rawls, Tailback (AP)
1990 Al Baker, Tailback (AP)
1990 Rodney Jackson, Tight End (AP)
1990 Joel Mazzella, Off. Guard (AP)
1991 Joey Couch, Noseguard (AP)
1992 Doug Pelfrey, Kicker (AP, Coaches)
1992 Marty Moore, Linebacker (AP)
1992 Todd Perry, Off. Guard (AP)
1993 Marcus Jenkins, Safety (AP)
1993 Moe Williams, Tailback (AP)
1994 Melvin Johnson, Free Safety (Coaches)
1995 Reggie Rusk, Free Safety (AP, Coaches)
1996 Van Hiles, Cornerback (AP)
1996 Chris Ward, Def. End (AP)
1997 Tim Couch, Quarterback (AP)
1997 Tremayne Martin, Strong Safety (AP, Coaches)
1997 John Schlarman, Offensive Guard (Coaches)
1997 Craig Yeast, Wide Receiver (AP, Coaches)
1998 Kris Comstock, Offensive Tackle (Coaches)
1999 Dennis Johnson, Def. End (AP)
1999 Anthony Wajda, Free Safety (Coaches)
2000 Omar Smith, Offensive Lineman (Coaches)
2001 Glenn Pakulak, Punter (Coaches)
2002 Vincent Burns, Def. End (AP)
2002 Antonio Hall, Off. Tackle. (AP)
2002 Jared Lorenzen, Quarterback (AP, Coaches)
2002 Dewayne Robertson, Def. Tackle (AP, Coaches)

Third Team

1934 Joe Rupert, End (AP)
1935 Stanley Nevers, Tackle (AP)
1936 Bob Davis, Back (AP)
1938 Sherman Hinkebein, Center (AP)
1938 Bill McCubbin, End (AP)
1939 Bill McCubbin, End (AP)
1940 John Eibner, Tackle (AP)
1940 Charles Ishmael, End (AP)
1941 Noah Mullins, Back (AP)
1944 Norman Klein, Back (AP)
1946 Jay Rhodemyre, Center (AP)
1947 Leo Yarutis, Guard (AP)
1948 Wallace Jones, End (AP)
1949 Don Phelps, Back (AP)
1950 Pat James, Guard (AP, UPI)
1950 Wilbur Jamerson, Back (AP, UPI)
1950 Ben Zaranka, End (UPI)
1950 Pat James, Guard (UPI)
1951 Bob Fry, End (AP)
1951 Emery Clark, Back (AP)
1951 John Ignarski, Guard (UPI)
1951 Bob Fry, Tackle (AP)
1954 Howard Schnellenberger, End (AP)
1955 Lou Michaels, Tackle (AP)
1956 Bob Dougherty, Back (AP)
1956 J.T.Frankenberger, Tackle (UPI)
1956 Dave Kuhn, Center (UPI)
1957 Bobby Cravens, Back (UPI)
1958 Bob Lindon, Tackle (AP)
1959 Bob Talamini, Guard (AP)
1959 Calvin Bird, Back (UPI)
1960 Lloyd Hodge, Guard (AP, UPI)
1960 Tom Hutchinson, End (UPI)
1960 Calvin Bird, Back (UPI)
1961 Dave Gash, End (UPI)
1961 Irv Goode, Center (UPI)
1961 Jerry Woolum, Quarterback (UPI)
1962 Darryl Cox, Back (UPI)

Academic All-America

1974 Tom Ranieri, NG (CoSIDA)
1978 Jim Kovach, LB (CoSIDA)
1978 Mark Keene, C (CoSIDA)
1985 Ken Petrowiak, C (CoSIDA)
1989 Greg Lahr, OT (CoSIDA)
1991 Greg Lahr, OT (CFA)
1992 Doug Pelfrey, PK (CFA)
1992 Dean Wells, DE (CFA)
1995 Mike Schellenberger, LB (CoSIDA)
1998 Jeff Zurcher, FS (CoSIDA)

Academic All-SEC

1954 Bill Wheeler, T (Pre-Law, B+)
1955 Bill Wheeler, T (Pre-Law, B+)
1956 J.T.Frankenberger, T (Pre-Law, B)
1957 Jim Urbaniak, E (Pre-Medicine, A)
1963 Rick Norton, QB (Commerce, B+)
1964 Rick Kestner, E (History, B)
1964 John Andrighetti, E (Science, B)
1967 Joe Jacobs, SE (Pre-Dental, B+)
1969 Roger Gann, FB (Mech. Eng., A)
1970 Dave Hanson, T (Commerce, 3.68)
1970 Dave Hunter, FL (Pre-Medicine, 3.00)
1970 Rick Muench, LB (Mech. Eng.,4.00)
1971 Lee Clymer, WB (Bus. Adm., 3.17)
1971 Rick Muench, LB (Civil Eng., 3.84)
1974 Tom Ranieri, NG (Allied Health, 3.65)
1974 Jim Kovach, LB (Pre-Medicine, 3.30)
1975 Tom Ranieri, NG (Allied Health, 3.08)
1975 Jim Kovach, LB (Biology, 3.58)
1976 Ed Smolder, G (Agriculture, 3.81)
1976 Jim Kovach, LB (Biology, 3.81)
1977 Kevin Kelly, P (Education, 3.00)
1978 Craig Roberts, DL (History, 3.66)
1978 Jim Kovach, LB (Medicine, 3.60)
1979 Leon Shadowen, G (Acct./Pre-Law, 3.79)
1981 Keith Martin, T (Bus., 3.16)
1982 Rob Mangas, TE (Political Science, 3.81)
1982 Keith Martin, DL (Accounting, 3.10)
1982 Scott Schroeder, LB (Accounting, 3.00)
1983 Ron Bojalad, OL (Bus., 3.00)
1983 Keith Martin, DL (Accounting, 3.30)
1983 Scott Schroeder, LB (Accounting, 3.05)
1984 Brian Davis, DE (Social Work, 3.06)
1984 Gordon Jackson, DB (Vo.Ed., 3.36)
1984 Matt Lucas, TE (Telecomm., 3.00)
1984 Ken Pietrowiak, C (Bus. Adm., 3.32)
1984 Jim Reichwein, OG (Advertising, 3.08)
1984 Gary Sexton, S (Social Studies, 3.09)
1984 Mark Wheeler, TE (Pol. Science, 3.06)
1984 Brian Williams, DE (Accounting, 3.04)
1985 Chris Derry, FB (Public Relations, 3.15)
1985 Kevin Dooley, QB (Bus. Adm., 3.10)
1985 Eric Haas, S (Pre-Medicine, 3.90)
1985 Richard Ledford, WR (Civil Eng., 3.04)
1985 Matt Lucas, TE (Telecomm., 3.01)
1985 Ken Pietrowiak, C (Bus. Adm., 3.29)
1985 Bill Ransdell, QB (Bus. Adm., 3.07)
1985 James Reichwein, OG (Adv., 3.09)
1985 Gary Sexton, S (Education, 3.17)
1985 Tom Wilkins, DG (Accounting, 3.07)
1986 Kevin Dooley, QB (Finance, 3.00)
1986 John Groves, FB (Psychology, 3.14)
1986 Scott Haire, G (Acct./Mktg., 3.00)
1986 Tim Jones, SE (Finance, 3.00)
1986 Ken Lange, C (Marketing, 3.00)
1986 Matt Lucas, TE (Telecomm., 3.06)
1986 Larry Smith, LB (Recreation, 3.16)
1986 Joe David Turner, G (So. Work, 3.00)
1986 Tom Wilkins, G (Accounting, 3.02)
1987 Kevin Dooley, QB (Bus. Adm., 3.01)
1987 Mark Higgs, TB (Education, 3.16)
1987 Jim Hill, C (Marketing, 3.26)
1987 Tim Jones, SE (Finance, 3.12)
1987 Brad Myers, C (Social Work, 3.52)
1987 Mike Robinson, DE (Education, 3.58)
1987 Ken Willis, PK (Math Education, 3.36)
1988 Craig Benzinger, LB (Mgmt., 3.00)
1988 Chuck Broughton, QB (Acc., 3.00)
1988 Mike Cahill, LB (Bus., 3.70)
1988 Doug Houser, DT (Marketing, 3.11)
1988 Mike Meiners, DG (Accounting, 3.00)
1988 Todd Meyer, CB (Hosp. Adm., 3.11)
1988 Jeff Nelson, P (Health Adm., 3.42)
1988 Mike Pfeifer, OT (Ind. Education, 3.44)
1988 Bo Smith, OT (Art Studio, 3.79)
1988 Tim Smith, TB (Mining Eng., 3.33)
1988 Ken Willis, PK (Math Education, 3.06)
1989 Craig Benzinger, LB (Marketing, 3.50)
1989 Darren Bilberry, FB (Telecomm., 3.00)
1989 Chuck Broughton, QB (Mgmt., 3.00)
1989 Tom Crumrine, OT (Law, 3.44)
1989 Doug Houser, DT (Public Adm., 3.00)
1989 Bill Hulette, OG (Management, 3.00)
1989 Mike Knox, FB (Management, 3.56)
1989 Greg Lahr, OT (Bus., 3.76)
1989 Freddie Maggard, QB (Comm., 3.30)
1989 Mike Meiners, DG (Accounting, 3.08)
1989 Andy Murray, FB (Real Estate, 3.14)
1989 Todd Perry, OG (Biology, 3.56)
1989 Mike Pfeifer, OT (Ind. Education, 3.89)
1989 Ron Robinson, FS (Public Adm., 3.43)
1989 Dean Wells, OLB (Bus., 3.32)
1989 Ken Willis, PK (Math Education, 3.16)



In 1974, Tom Ranieri was UK's first Academic All-American

1989 Tony Zigman, OLB (Ind. Ed., 3.25)
1990 Jim Graves, DE (Comm., 3.09)
1990 Ryan Hockman, QB (Sec. Ed., 3.09)
1990 Randy Holleran, LB (Comm., 3.00)
1990 Bill Hulette, OG (Management, 3.00)
1990 Greg Hunt, FL (Accounting, 3.00)
1990 Larry Jackson, ROV (So.Work, 3.53)
1990 Greg Lahr, OT (Finance, 3.66)
1990 Freddie Maggard, QB (Comm., 3.63)
1990 Joel Mazzella, OG (Pre-Med., 3.09)
1990 Todd Perry, OG (Biology, 3.28)
1990 Brad Smith, QB (Finance, 3.33)
1990 Dean Wells, OLB (Marketing, 3.29)
1990 Gary Willis, CB (Marketing, 3.18)
1991 Mark Askin, OT (Civil Eng., 3.00)
1991 Chip Garner, C (Marketing, 3.09)
1991 Jim Graves, DE (Comm., 3.13)
1991 Bill Hawk, P (Journalism, 3.00)
1991 Ryan Hockman, QB (English, 3.10)
1991 Larry Jackson, ROV (So. Work, 3.09)
1991 Greg Lahr, OT (Finance, 3.72)
1991 Freddie Maggard, QB (Comm., 3.41)
1991 Doug Pelfrey, K (Pre-Dental, 3.15)
1991 Todd Perry, OG (Biology, 3.04)
1991 Brad Smith, QB (Finance, 3.18)
1991 Derrick Thomas, DE (So. Work, 3.14)
1991 Jeff Weihe, OT (Voc. Education, 3.25)
1991 Dean Wells, STR (Marketing, 3.40)
1991 Gary Willis, CB (Marketing, 3.14)
1992 Brad Armstead, FS (So. Work, 3.00)
1992 Mark Askin, OT (Civil Eng., 3.03)
1992 Andy Britt, OG (Chem. Eng., 3.00)
1992 Mark Chatmon, SE (Comm., 3.06)
1992 Dude Harper, C (Comm., 3.10)
1992 Ryan Hockman, QB (English, 3.53)
1992 Cale Langford, FS (Mktg., 3.11)
1992 Marty Moore, LB (Ind. Ed., 3.69)
1992 David Parks, OG (Comm., 3.00)
1992 Doug Pelfrey, PK (Den. Med., 3.41)
1992 Don Robinson, CB (Agronomy, 3.11)
1992 Reggie Smith, LB (Civil Eng., 3.23)
1992 Dean Wells, DE (Bus. Adm., 3.30)
1993 Mark Askin, OT (Civil Eng., 3.21)
1993 Tim Calvert, FL (Marketing, 3.60)
1993 Brent Claiborne, PK (Phys. Ed., 3.31)
1993 Trent DiGiuro, OG (Bus. Adm., 3.00)
1993 Dude Harper, C (Comm., 3.30)
1993 Chad Hayes, FB (Telecomm., 3.20)
1993 Cale Langford, FS (Mktg., 3.50)
1993 Rob Manchester, SS (Sec. Ed., 3.00)
1993 Ray McLaurin, TB/WB (Telecomm.,3.00)
1993 Marty Moore, LB (Voc. Ed., 3.50)
1993 Darren Murray, FB (Econ., 3.00)
1993 David Parks, OL (Comm., 3.29)
1993 Mike Schellenberger, LB (Bus. Adm., 3.89)
1993 Jeff Speedy, QB (Bus. Adm., 3.34)
1994 Mark Askin, OT (Civ. Eng., 3.01)
1994 Leman Boyd, SS (Phys. Ed., 3.18)
1994 Dude Harper, C (Comm., 3.40)
1994 Barry Jones, OG (Social Work, 3.21)
1994 Rob Manchester, SS (Sec. Educ., 3.00)
1994 Ray McLaurin, WB (Comm., 3.45)
1994 Mike Schellenberger, LB (Finance, 3.77)
1994 Jaysuma Simms, SE (Comm., 3.00)
1994 Jeff Speedy, QB (Finance, 3.56)
1994 Roger Sullivan, DT (Math Educ., 3.15)
1994 James Tucker, LB (Social Work, 3.00)
1994 Eric Wright, LB (Phys. Ed., 3.28)

1995 Dele Ali, SS (Elec. Eng., 3.19)
1995 Ben Bird, DE (Civil Eng., 3.14)
1995 Harold Dennis, WR (Phys. Ed., 3.14)
1995 Billy Jack Haskins, QB (Finance, 3.00)
1995 Barry Jones, OT (Social Work, 3.59)
1995 Rob Manchester, FS (Education, 3.25)
1995 Ray McLaurin, TB (Communications, 3.20)
1995 Antonio O'Ferral, WR (Phys. Ed., 3.11)
1995 Mike Schellenberger, LB (Finance, 3.76)
1995 John Schlarman, C (Mathematics, 3.13)
1995 Mike Schlegel, DT (English, 3.00)
1995 Brian Sivinski, K (Art, 3.08)
1995 David Snardon, LB (Social Work, 3.0)
1995 Jeff Speedy, QB (Finance, 3.09)
1995 Jason Thomas, DE (Management, 3.09)
1996 Brent Allen, WR (Political Science, 3.36)
1996 Cliff Bailey, OG (Anthropology, 3.77)
1996 David Berringer, OG (Psychology, 3.10)
1996 Buddy Berry, CB (Secondary Ed./Math, 3.53)
1996 Ben Bird, DE (Civil Engineering, 3.14)
1996 Jimmy Carter, P (Pre-Physical Therapy, 3.64)
1996 Bill Coleman, K (Accounting, 3.00)
1996 Kris Comstock, OT (Marketing, 3.40)
1996 Harold Dennis, WR (Physical Education, 3.00)
1996 Bob Holmberg, LB (Finance, 3.04)
1996 Raymond McLaurin, TB (Communication, 3.20)
1996 Kio Sanford, WR (Social Work, 3.20)
1996 Mike Schellenberger, LB (Finance, 3.83)
1996 John Schlarman, OG (Secondary Ed./Math, 3.45)
1996 Tyler Siddens, WR
(Public Service and Leadership, 3.00)
1996 Jaysuma Simms, WR (Communication, 3.60)
1996 Kurt Supe, DE (Finance, 3.33)
1996 Miguel Viera, LB (Finance, 3.30)
1996 Stephan Walters, FS (Secondary Education, 3.36)
1996 Jeff Zurcher, SS (English/Advertising, 4.00)
1997 Cliff Bailey, OT (Anthropology, 3.81)
1997 David Berringer, OT
(Nutrition and Food Science, 3.21)
1997 Jimmy Carter, P (Biology, 3.40)
1997 Kris Comstock, OT (Marketing, 3.06)
1997 Andy Dreisbach, LB (Plant and Soil Science, 3.17)
1997 Bob Holmberg, LB (Finance, 3.08)
1997 Jonas Liening, OT (Social Work, 3.27)
1997 John Rader, LB (Pre-Physical Therapy, 3.00)
1997 John Schlarman, OG
(Secondary Education/Math, 3.41)
1997 Tyler Siddens, WR
(Public Service and Leadership, 3.04)
1997 Stephan Walters, FS
(Secondary Ed./Social Studies, 3.02)
1997 Littleton Ward, CB (Special Education, 3.21)
1997 Marc Wilson, CB (Kinesiology, 3.74)
1997 Alexander Wunder, SN (Psychology, 3.28)
1997 Jeff Zurcher, SS (Journalism/Advertising, 4.00)
1998 David Berringer, OT
(Nutrition and Food Science, 3.26)
1998 Dusty Bonner, QB (Undeclared, 3.25)
1998 Jimmy Carter, P (Physical Therapy, 3.39)
1998 Kris Comstock, OT (Marketing, 3.19)
1998 Garry Davis, WR (Political Science, 3.35)
1998 Corry Doyle, QB (Pre-Finance, 3.30)
1998 Willie Gary, FS (Undeclared, 3.04)
1998 Chris Gayton, SS (Art, 3.21)
1998 Seth Hanson, K (Pre-Finance, 3.04)
1998 Jonas Liening, OT (Social Work, 3.10)
1998 Lance Mickelsen, WR (Management, 3.49)
1998 Mike Riddle, OG (History, 3.04)



In 1995, linebacker Mike Schellenberger led the team in tackles and was named Academic All-America

1998 Marc Samuel, K (Finance, 3.93)
1998 A. J. Simon, HB (Art Studio, 3.42)
1998 Andy Smith, P (Management, 3.03)
1998 Grayson Smith, DE (Undeclared, 3.22)
1998 Jeremy Streck, OG (Communications, 3.00)
1998 Stephan Walters, LB
(Secondary Ed./Social Studies, 3.70)
1998 Jeff Zurcher, FS (English/Advertising, 4.00)
1999 Mike Beirne, WR (Undeclared, 3.55)
1999 Dusty Bonner, QB (Finance, 3.135)
1999 Neal Brown, WR (Communications, 3.30)
1999 Corry Doyle, QB (Finance, 3.90)
1999 Chris Gayton, LB (Art Studio, 3.144)
1999 Seth Hanson, K (Marketing, 3.02)
1999 Vincent Harrison, WR (Management, 3.20)
1999 Anthony Kelly, WR (Computer Science, 3.25)
1999 Morris Lane, LB (Undeclared, 3.031)
1999 Josh Parrish, OG (Economics, 3.11)
1999 Mark Perry, QB (Kinesiology, 3.10)
1999 Marc Samuel, K (Finance/Management, 3.94)
1999 A. J. Simon, HB (Art Studio, 3.81)
1999 Patrick Wiggins, SS (Management, 3.457)
2000 Mike Beirne, WR (3.48, Pre-Marketing)
2000 Neal Brown, WR (4.00, Pre-Management)
2000 Aaron Daniel, C (3.00, Secondary Education)
2000 Nolan DeVaughn, C (3.03, Political Science)
2000 Corry Doyle, TE (3.89 Finance)
2000 Willie Gary, FS (3.00, Finance)
2000 Seth Hanson, K/P (3.2, Management)
2000 Alex Herman, WR (3.00, Marketing)
2000 Derek Homer, HB (3.28, Journalism)
2000 Martez Johnson, FB (3.09, Telecommunications)
2000 Anthony Kelly, WR (3.1, Computer Science)
2000 Eric Kelly, CB (3.18, Social Work)
2000 Morris Lane, LB (3.02, Undeclared)
2000 Matt Layow, DE (3.55, Management)
2000 Kyle McDuffie, WR (3.55, Accounting)
2000 Josh Parrish, OG (3.1, Economics)
2000 Mark Perry, QB (3.00, Kinesiology)
2000 John Robinson, DT(3.09, Agricultural Economics)
2000 Grayson Smith, DE (3.26, Kinesiology)
2000 Patrick Wiggins, SS (3.8, Marketing)
2001 Derek Abney, WR (3.12, Civil Engineering)
2001 Dougie Allen, WR
(3.08, Nutrition and Food Science)
2001 Coleman Barnes, SNAP (3.56, Kinesiology)
2001 Mike Beirne, LB (3.39, Marketing)
2001 James Benson, CB (3.15, Kinesiology)
2001 Neal Brown, WR (3.60, Management)
2001 Corry Doyle, QB (4.00, Finance)
2001 Willie Gary, FS (3.00, Finance)
2001 Seth Hanson, K/P (3.07, Management)
2001 Tom Malloy, WR (3.10, Marketing)
2001 Josh Parrish, OG (3.88, Economics)
2001 Matt Reardon, LB (3.00, Sociology)
2001 Ronnie Riley, LB (3.25, Decision Science and Information Systems)
2001 Grayson Smith, DE (3.23, Kinesiology)
2001 Jermaine White, TE (3.03, Marketing)
2001 Patrick Wiggins, SS (4.00, Marketing)
2002 Derek Abney, WR (3.33, Civil Engineering)
2002 Tayo Agboke, S (3.27, Economics)
2002 Coleman Barnes, SN (3.63, Kinesiology)
2002 Taylor Begley, K (3.91, Pre-Management)
2002 Mike Beirne, LB (3.33, Marketing)
2002 Aaron Boone, WR (3.08, Management)
2002 Matt Brown, OT (3.15, Kinesiology)
2002 Daniel Burnett, C (3.50, Pre-Finance)
2002 Alexis Bwenge, RB (3.29, Political Science)
2002 Jeremy Caudill, DT (3.06, Biology)
2002 Tommy Cook, WR (3.09, Kinesiology)
2002 Nolan DeVaughn, C (3.00, Political Science)
2002 Jeremiah Drobney, TE
(3.82, Computer Science)
2002 Chris Gayton, S (3.47, Art)
2002 Otis Grigsby, DE (3.44, Interior Design)
2002 Seth Hanson, K
(3.57, Master's in Business Administration)
2002 Justin Haydock, LB (3.67, Pre-Management)
2002 Daniel Hopewell, WR (3.25, Pre-Management)
2002 Matt Huff, OT (3.10, Foreign Languages and International Economics)
2002 Antoine Huffman, CB
(3.40, Telecommunications)
2002 Gary Hughes, WR (3.44, Marketing)
2002 Mike Kamphake, RB (3.00, Social Work)
2002 Anthony Kelly, WR (3.04, Computer Science)
2002 Brandon Lesniewski, OG (3.63, Pre-Journalism)
2002 Gerad Parker, WR (3.27, Pre-Management)
2002 Ronnie Riley, LB
(3.00, Decision Science and Information Systems)
2002 John Robinson, DT
(3.27, Agricultural Education)
2002 Jason Rollins, OG (3.00, Kinesiology)
2002 Nigel Smith, FS (3.20, Secondary Education)
2002 Jacob Steuber, DE
(4.00, Mathematical Sciences)
2002 Anthony Thornton, P (3.70, Pre-Management)
2002 Daniel Wetzel, P (3.17, Civil Engineering)
2002 Patrick Wiggins, S
(3.57, Master's in Business Administration)

Kentucky Honor Roll

Outland Trophy

The Outland Trophy is presented annually to the outstanding interior lineman in collegiate football by the Football Writers Association of America.

1950 Bob Gain . . . . . .Tackle

Mosi Tatupu Award

The Mosi Tatupu Award is presented annually to the outstanding senior special teams player in collegiate football by the Hula Bowl Maui.

2002 Glenn Pakulak. . . . . .Punter

National Football Foundation Hall of Fame

The National Football Foundation annually honors former collegiate football players and coaches, who rank among the all-time great performers, and inducts them into their respective Hall of Fame.

1947-50 Bob Gain . . . . . .Tackle
1949-51 Babe Parilli . . . . . .Quarterback
1946-53 Paul "Bear" Bryant . . . . . .Coach
1955-57 Lou Michaels . . . . . .Tackle
1982-89 Jerry Claiborne . . . . . .Coach

Academic All-Americans

1974 Tom Ranieri, NG (CoSIDA)
1978 Jim Kovach, LB (CoSIDA)
1978 Mark Keene, C (CoSIDA)
1985 Ken Petrowiak, C (CoSIDA)
1989 Greg Lahr, OT (CoSIDA)
1991 Greg Lahr, OT (CFA)
1992 Doug Pelfrey, PK (CFA)
1992 Dean Wells, DE (CFA)
1995 Mike Schellenberger, LB (CoSIDA)
1998 Jeff Zurcher, FS (CoSIDA)

National Football Foundation Scholar-Athlete Award

The National Football Foundation and Hall of Fame annually, beginning in 1951, honors scholar-athletes from universities around the nation and presents them with scholarships for post-graduate work.

1978 Jim Kovach . . . . . .Linebacker
1979 Leon Shadowen . . . . . .Off. Guard
1998 Jeff Zurcher . . . . . .Free Safety

NCAA Post-Graduate Scholarship

The National Collegiate Athletic Association annually, beginning in 1964, honors scholar-athletes from universities around the nation and presents them with post-graduate scholarships.

1976 Tom Ranieri . . . . . .Linebacker
1979 Jim Kovach . . . . . .Linebacker
1983 Keith Martin . . . . . .Def. Guard

Atlanta Touchdown Club Award

The Atlanta Touchdown Club Award has been given since 1939 to the outstanding player in the Southeastern Conference. Beginning in 1945, an outstanding back and lineman were chosen. Then beginning in 1980, both offensive and defensive linemen and backs have been chosen.

1949 Bob Gain . . . . . .Lineman
1950 Babe Parilli . . . . . .Back
1957 Lou Michaels . . . . . .Lineman
1995 Moe Williams . . . . . .Back
1998 Tim Couch . . . . . .Back
2002 Derek Abney . . . . . .Special Teams

Regional Coach Of The Year

1984 Jerry Claiborne . . . .AFCA Region 2
1997 Hal Mumme . . . . .AFCA Region 2
1999 Hal Mumme . . . . . .Football News South/SW Region

"Unsung Hero" All-American Team College Football Chronicle

1996 Jonas Liening, OT . . . . . .First Team
1997 Jonas Liening, OT . . . . . .First Team
1998 Jonas Liening, OT . . . . . .First Team
1998 Lance Mickelsen, WR . .Hon. Mention
1999 Jeff Snedegar, LB . . . . . .First Team
2000 Nolan DeVaughn . . . . .Second Team

All-America Farm Team Successful Farming Magazine

1996 Jonas Liening, OT . . . . . .First Team
1997 Jonas Liening, OT . . . . . .First Team
1998 Jonas Liening, OT . . . . . .First Team
1998 Lance Mickelsen, WR . .Hon. Mention
1999 Jeff Snedegar, LB . . . . . .First Team
2000 Nolan DeVaughn . . . . .Second Team

Bill Faulkner Award (Wildcat Touchdown Club)

1992 Jerry Claiborne
1993 Brent Claiborne . . . . . .PK

Birmingham Quarterback Club Award

The Birmingham QB Club annually selects the outstanding back and lineman in the SEC.

1949 Bob Gain . . . . . .Lineman
1950 Babe Parilli . . . . . .Back
1956 Lou Michaels . . . . . .Lineman
1977 Derrick Ramsey . . . . . .Back
2002 Derek Abney . . . . . .Special Teams

Birmingham Touchdown Club Award

The Birmingham Touchdown Club, annually since 1976, selects the outstanding senior player and assistant coach in the Southeastern Conference.

1976 Art Still . . . . . .Defensive End
1988 Terry Strock . . . . . .Asst. Coach

All-Time Kentucky Teams Selected in 1990 for the 100th Season of Kentucky Football

Lexington Herald-Leader

Offense	
E	Tom Hutchinson
OL	Warren Bryant
OL	Sam Ball
OL	Ray Correll
OL	Irv Goode
OL	Doug Moseley
E	Steve Meilinger
QB	Babe Parilli
Back	Rodger Bird
Back	Sonny Collins
Back	Shipwreck Kelly
Kicker	Joey Worley
Defense	
DL	Bob Gain
DL	Lou Michaels
DL	Art Still
DL	Dave Roller
DL	Jeff Van Note
LB	Joe Federspiel
LB	Jay Rhodemyre
DB	Paul Calhoun
DB	Jerry Claiborne
DB	Darryl Bishop
DB	Mike Siganos
Ret.	Dicky Lyons

Louisville Courier-Journal

Offense	
E	Tom Hutchinson
T	Sam Ball
T	Warren Bryant
G	Gene Donaldson
G	Dermontti Dawson
C	Jay Rhodemyre
E	Steve Meilinger
QB	Babe Parilli
Back	Bob Davis
Back	Sonny Collins
Back	Mark Higgs
Kicker	Joey Worley
Defense	
DL	Bob Gain
DL	Lou Michaels
DL	Art Still
DL	Ray Correll
DL	Jeff Van Note
LB	Joe Federspiel
LB	Jim Kovach
LB	Frank LeMaster
DB	Mike Siganos
DB	Paul Calhoun
DB	Rodger Bird
P	Ralph Kercheval

Jacobs Award

The Jacobs Award has been given annually since 1935 by Dr. W.J. Jacobs of Clinton, S.C., to the outstanding blocker in the Southeastern Conference based on a poll of league coaches.

1976 Warren Bryant . . . . . .Off. Tackle

SEC Coach of the Year

The SEC Coach of the Year award as selected by The Associated Press and league coaches. The coaches award was sponsored by the *Nashville Banner* from 1933-97.

1950 Paul Bryant. . . . . .AP
1954 Blanton Collier . . . . . .Coaches
1977 Fran Curci . . . . . .AP
1983 Jerry Claiborne . . . . . .AP

SEC Player of the Year

The SEC Player of the Year award as selected by league coaches. The award was sponsored by the Nashville Banner from 1933-97.

1950 Babe Parilli. . . . . .Quarterback
1957 Lou Michaels. . . . . .Tackle
1973 Sonny Collins. . . . .Running Back
1998 Tim Couch . . . . . .Quarterback

Helms Foundation Hall of Fame Award

1927-33 Harry Gamage . . . . . .Coach
1949-50 Babe Parilli . . . . . .Quarterback
1955-57 Lou Michaels . . . . . .Tackle

Washington Touchdown Club Award

1950 Babe Parilli . . . . . .Quarterback
1957 Lou Michaels . . . . . .Tackle

Atlanta Constitution Award

1950 Babe Parilli . . . . . .Quarterback
1951 Babe Parilli . . . . . .Quarterback
1951 Doug Moseley . . . . . .Center
1953 Ray Correll . . . . . .Guard

Birmingham Post-Herald Award

1974 Sonny Collins . . . . .Running Back

Birmingham QB Club Quarter-Century All-SEC Team (1950-74)

1951-53 Steve Meilinger . . . . . .End
1947-50 Bob Gain . . . . . .Tackle
1955-57 Lou Michaels . . . . . .Tackle



Freshman All-America (since 1986)

1986 .....Ron Robinson, DB
The Sporting News (1st Team)
1988 .....Jerry Bell, DG
Football News (1st Team)
1988 .....Greg Lahr, OT
Football News (1st Team)
1989 .....Chuck Bradley, OT
Football News (1st Team)
1993 .....Moe Williams, TB
Football News (2nd Team)
1997 .....Willie Gary, FS
The Sporting News (1st Team)
1998 .....Matt Brown, OT
The Sporting News (3rd Team)
1998 .....David Johnson, SS
The Sporting News (1st Team)
1998 .....Dennis Johnson, DE
The Sporting News (2nd Team)
1999 .....Kip Sixbery, OG
The Sporting News (1st Team)
Football News (2nd Team)
2000 .....Antonio Hall, OT
Rivals.com (1st Team)
The Sporting News (3rd team)
2000 .....Chad Scott, RB
The Sporting News (3rd team)

Coaches' SEC All-Freshman Team

2000 Derek Abney .....Wide Receiver
Antonio Hall .....Offensive Tackle
Dewayne Robertson ..Defensive Tackle
Chad Scott .....Running Back
2001 Ellery Moore .....Defensive Tackle
2002 Taylor Begley .....Kicker
Deion Holts .....Defensive End

Knoxville News-Sentinel SEC All-Freshman Team

1986 Vic Adams .....Defensive Guard
Ron Robinson .....Defensive Back
1987 Chris Tolbert .....Defensive Back
1988 Greg Lahr .....Offensive Tackle
Jerry Bell .....Defensive Guard
1989 Kurt Johnson .....Flanker
Chuck Bradley ....Offensive Tackle
1990 Terry Samuels .....Fullback
1991 Mark Askin .....Offensive Tackle
Damon Betz .....Nose Guard
Melvin Johnson .....Free Safety
1992 David Snardon .....Bandit
1993 Moe Williams .....Tailback
1994 Chad Hudson .....Linebacker
Kio Sanford .....Kick Returner
John Schlarman ..Offensive Guard
1995 Jonas Liening .....Offensive Tackle
Marvin Major ....Defensive Tackle
Craig Yeast .....Wide Receiver
1996 David De La PerralleOffensive Tackle
Derick Logan .....Tailback
George Massey ....Defensive Tackle
Chad Spencer .....Tight End
1997 Willie Gary .....Free Safety
Seth Hanson .....Kicker
Derek Homer .....Halfback
1998 Matt Brown .....Offensive Tackle
David Johnson .....Strong Safety
1999 Kip Sixbery .....Offensive Guard
2000 Derek Abney .....Wide Receiver
Antonio Hall .....Offensive Tackle
Jared Lorenzen .....Quarterback
Dewayne Robertson .Defesnsive Tackle
Chad Scott .....Running Back
2001 Ellery Moore .....Defensive Tackle
2002 Taylor Begley .....Kicker

Lakeland (Fla.) Ledger 25-Year All-SEC Team (1961-85)

1973-76 Warren Bryant .....Off. Lineman
1974-77 Art Still .....Def. Lineman

Southeastern Conference Off./Def./Special Teams Player of the Week

Oct. 11, 1985 .....Mike Velotta, DT, vs. Mississippi State
Nov. 8, 1986 .....Ivy Joe Hunter, TB, vs. Vanderbilt
Nov. 15, 1986 .....Bill Ransdell, QB, vs. Florida
Oct. 10, 1987 .....Mark Higgs, TB, vs. Mississippi
Oct. 22, 1988 .....Alfred Rawls, TB, vs. Georgia
Nov. 5, 1988 .....Randy Holleran, LB, vs. Vanderbilt
Nov. 11, 1989 .....Oliver Barnett, DT, at Vanderbilt
Sept. 1, 1990 .....Joey Couch, NG, vs. Central Michigan
Oct. 27, 1990 .....Al Baker, FB, vs. Georgia
Nov. 16, 1991 .....Don Robinson, CB, at Florida
Sept. 19, 1992 .....Dean Wells, Strike, vs. Indiana
Sept. 11, 1993 .....Marty Moore, LB, vs. Florida
Sept. 23, 1995 .....Moe Williams, TB, at South Carolina
Oct. 26, 1996 .....Mike Schellenberger, LB, vs. Georgia
Aug. 30, 1997 .....Tim Couch, QB, vs. Louisville
Oct. 4, 1997 .....Tim Couch, QB, vs. Alabama
Sept. 26, 1998 .....Craig Yeast, WR, at Florida
Oct. 17, 1998 .....Tim Couch, QB, at LSU
Oct. 16, 1999 .....Anthony Wajda, FS, vs. LSU
Nov. 13, 1999 .....Patrick Wiggins, SS, vs. Vanderbilt
Sept. 1, 2002 .....Taylor Begley, K, vs. Louisville
Sept. 7, 2002 .....Jared Lorenzen, QB, vs. Texas-El Paso
Sept. 28, 2002 .....Derek Abney, KR, vs. Florida
Oct. 19, 2002 .....Derek Abney, KR, vs. Arkansas
Nov. 2, 2002 .....Derek Abney, KR, vs. Mississippi State

Southeast Area All-Time Football Team (1920-69)

1949-51 Babe Parilli .....Quarterback
1931-33 Ralph Kercheval .....Punter

National Association of Academic Advisors Award

1994 Delandual Conwell .....Linebacker

College Football Association "Good Works" Team

1994 Leon Smith .....Split End
1996 Kurt Supe .....Defensive End
1998 Jimmy Carter .....Punter

American Football Coaches Association "Good Works Team"

1999 Seth Hanson .....Kicker
2000 Matt Layow .....Defensive End
2002 Antonio Hall .....Offensive Tackle

Southeastern Conference "Good Works" Team

1994 Leon Smith .....Split End
1995 Leon Smith .....Wide Receiver
1996 Littleton Ward .....Cornerback
1997 Jimmy Carter .....Punter
1998 Jeff Zurcher .....Free Safety
1999 Seth Hanson .....Kicker
2000 Jimmy Robinson ....Wide Receiver
2001 Anthony Kelly .....Wide Receiver
2002 Antonio Hall .....Offensive Tackle

All-Time Sugar Bowl Team

1951 Bob Gain .....Tackle
1951 Walt Yowarsky .....Tackle

All-Time Cotton Bowl Team

1952 Babe Parilli .....Quarterback
1952 Ray Correll .....Guard
1952 Emery Clark .....Halfback

Hall of Fame Bowl Most Valuable Player

1983 George Adams .....Tailback
1984 Marc Logan .....Tailback

Peach Bowl Most Valuable Player

1993 Pookie Jones .....Offense
Zane Beehn .....Defense

All-American Bowl

1959 Bobby Cravens .....Halfback
1960* Calvin Bird .....Halfback
1968 Dicky Lyons .....Halfback
1969 Dick Palmer .....End
1970 Dave Hardt .....Punter
Dave Roller .....Tackle
1971 Joe Federspiel .....Linebacker
1975 Vin Hoover .....Tight End
Steve Campassi .....Tailback
* most valuable back

All-Star Gridiron Classic Orlando, Fla.

1998 Kris Comstock .....Offensive Tackle
1999 James Whalen** .....Tight End
Anthony White .....Running Back
2000 Derek Homer .....Running Back
Eric Kelly .....Cornerback
Matt Layow .....Defensive End
Marlon McCree .....Linebacker
** injured, did not play

Blue-Gray Game Montgomery, Ala.

1939 Luke Lindon .....Tackle
1940 Joe Bailey .....Center
1942 Clyde Johnson .....Tackle
Clark Wood .....Tackle
1944 Wash Serini .....Tackle
1946 Wash Serini .....Tackle
Leo Yarutis .....Guard
1947 Jay Rhodemyre .....Center
Wash Serini .....Tackle
Paul "Bear" Bryant .....Staff
1952 John Griggs .....Center
1953 Tommy Adkins .....Center
Ralph Paolone .....Fullback
Paul "Bear" Bryant .....Staff
1954 Neil Lowry .....Guard
1955 Bob Hardy .....Quarterback
Dick Moloney .....Halfback
Howard Schellenberger .....End
1958 Bobby Cravens .....Halfback
Jim Miller .....Guard
Blanton Collier .....Head Coach
1959 George Boone .....Tackle
1960 Jerry Eisaman .....Quarterback
Lloyd Hodge .....Guard
1961 Bob Butler .....Tackle
1962 Charlie Bradshaw .....Staff

1963	Herschel Turner	Tackle
1966	Calvin Withrow	Center
	Larry Seiple	Wide Receiver
1968	Dicky Lyons	Halfback
	Jeff Van Note	End
1972	Ken King	Linebacker
1977	Will Grant	Center
1978	Chris Hill	Running Back
1979	Richard Jaffe	Nose Guard
1980	Ken Roark	Center
1985	Jon Dumbauld	Def. Tackle
	Maurice Douglass	Def. Back
1986	Jerry Claiborne	Staff
	Cornell Burbage	W. Receiver
1987	Mark Higgs	Tailback
	Dermontti Dawson	Off. Guard
	Jerry Reese	Def. Tackle
1988	Ivy Joe Hunter	Tailback
	David Johnson	Cornerback
1989	Oliver Barnett	Def. Tackle
	Alfred Rawls	Tailback
1990	Al Baker	Tailback
	Phil Logan	Split End
	Randy Holleran	Linebacker
1992	Doug Pelfrey	Kicker
	Dean Wells	Def. End
	Chuck Bradley	Off. Tackle
1995	Donté Key	Linebacker
1996	Van Hiles	Cornerback
	Chris Ward	Def. End
1997	Kio Sanford	Wide Receiver

Canadian-American Game
Tampa, Fla.

1977	Mike Martin	Linebacker
1978	James Ramey	Def. Tackle

Charity Game
New York City, N.Y.

1930	Floppy Forquer	Guard
	Conrad Rose	
	Tom Phipps	Fullback

Coaches All-America Game
Lubbock, Texas

1954	Steve Meilinger	End
	Ray Correll	Guard
1963	Tom Hutchinson	End
	Blanton Collier	Staff
1966	Sam Ball	Tackle
	Rodger Bird	Tailback
1970	Dick Palmer	Def. End
1971	Dave Hardt	Def. End

College All-Star Game
Chicago, Ill.

1948*	Jay Rhodemyre	Center
1950	Harry Ulinski	Center
1951	Bob Gain	Tackle
	Walt Yowarsky	Tackle
1952*	Babe Parilli	Quarterback
	Doug Moseley	Center
	Jim Mackenzie	Tackle
1954	Steve Meilinger	End
1958	Lou Michaels	Tackle
1962	Irv Goode	Center
1963	Tom Hutchinson	End
1966	Sam Ball	Tackle
	Rodger Bird	Tailback

* most valuable player

Copper Bowl
Phoenix, Ariz.

1960	Calvin Bird	Halfback

Crusade Bowl
Baltimore, Md.

1962	Junior Hawthorne	Tackle

East-West Shrine Game
San Francisco, Calif.

1954	Ray Correll	Guard
	Steve Meilinger	End
1957	Bob Dougherty	Back
	J.T. Frankenberger	Tackle
	Dave Kuhn	Center
1958	Lou Michaels	Tackle
1961	Irv Goode	Center
1962	Tom Hutchinson	End
1972	Dan Neal	Center
1973	Bubba McCollum	N. Guard
1974	Rick Nuzum	Center
1975	Wally Pesuit	Off. Tackle
	Sonny Collins	Running Back
1977	Derrick Ramsey	Quarterback
	Art Still	Def. End
	Dallas Owens	Def. Back
	Fran Curci	Staff
1984	George Adams	Tailback
1985	Russell Hairston	Def. Back
1990	Randy Holleran**	Linebacker
1992	Todd Perry	Off. Guard
	Dean Wells	Def. End
1993	Marty Moore	Linebacker
1994	Melvin Johnson	Free Safety
1999	Anthony White	Running Back

**injured

Hula Bowl
Honolulu, Maui

1951	Babe Parilli	Quarterback
1954	Steve Meilinger	End
1957*	Lou Michaels	Tackle
1961	Calvin Bird	Halfback
1962	Irv Goode	Center
1963	Tom Hutchinson	End
1964	Bill Jenkins	End
1970	Dave Roller	Def. Tackle
1973	Darryl Bishop	Free Safety
1974	Rick Nuzum	Center
1975	Sonny Collins	Running Back
1976	Warren Bryant	Off. Tackle
1977	Art Still	Def. End
	Fran Curci	Staff
1978	Jim Kovach	Linebacker
1979	Larry Carter	Def. Back
1981	Jim Campbell	Tight End
1982	Andy Molls	Def. Back
1983	Kerry Baird	Def. Back
1984	Paul Calhoun	Free Safety
1985	Jon Dumbauld	Def. Tackle



Marlon McCree, Matt Layow, and Eric Kelly played in the All-Star Gridiron Classic after the 2000 season

1987	Mark Higgs	Tailback
1998	Kris Comstock	Off. Tackle
2000	Kenneth Grant	Cornerback
	Derek Homer	Running Back
	Marlon McCree	Linebacker
2002	Glenn Pakulak	Punter

* most outstanding lineman

Japan Bowl
Tokyo

1976	Sonny Collins	Running Back
	Fran Curci	Staff
1977*	Art Still	Def. End
1978	Kelly Kirchbaum	Linebacker
1981	Jim Campbell	Tight End
1982	Andy Molls	Def. Back
1984	Paul Calhoun	Free Safety
1988	Ivy Joe Hunter	Tailback
1990**	Randy Holleran	Linebacker
1991	Greg Lahr	Off. Tackle
1992	Todd Perry	Off. Guard

* outstanding defensive player **injured

North-South Shrine Game
Miami, Fla.

1932	Frank Seale	Center
1933	Ralph Kercheval	Def. Back
1952	Frank Fuller	Tackle
	Bob Fry	Tackle
1962	Jerry Woolum	Quarterback
	Dave Gash	End



	Junior Hawthorne	Tackle
1963	Darrell Cox	Halfback
1965	Sam Ball	Tackle
	Rodger Bird	Tailback
1969	Dick Palmer	End
1970	Dave Hardt	Punter
	Dave Roller	Def. Tackle
1971*	Joe Federspiel	Linebacker
	Bill Bushong	Tackle
1973	Darryl Bishop	Free Safety
	Frank LeMaster	Linebacker

* most valuable player

Paradise Bowl
St. George, Utah

2002	Aaron Boone	Wide Receiver
	Otis Grigsby	Defensive End
	Chase Harp	Tight End

Senior Bowl
Mobile, Ala.

1951	Bob Gain	Tackle
1952	Babe Parilli	Quarterback
1953	John Griggs	Center
1954	Ray Correll	Guard
1955	Bob Hardy	Quarterback
	Howard Schellenberger	End
1963	Herschel Turner	Tackle
1966	Rodger Bird	Halfback
	Rick Kestner	End
	Sam Ball	Tackle
1975	Wally Pesuit	Off. Tackle
1977*	Randy Burke	Split End
	Dallas Owens	Def. Back
1984	George Adams	Tailback
1985	Jon Dumbauld	Def. Tackle
1987	Dermontti Dawson	Off. Guard
1989	Oliver Barnett	Def. Tackle
1992	Chuck Bradley	Off. Tackle
	Todd Perry	Off. Guard
	Dean Wells	Def. End
1994**	Melvin Johnson	Free Safety
1997	Kio Sanford	Wide Receiver
1998	Craig Yeast	Wide Receiver
2000	Omar Smith	Off. Lineman

*most valuable offensive player

**most valuable defensive player

Senior Christian Bowl
Murfreesboro, Tenn.

1955	Bill Wheeler	Tackle
	Ray Callahan	Guard
	Blanton Collier	Staff
1956	Bob Dougherty	Fullback
	Dave Kuhn	Center
	J.T. Frankenberger	Tackle
1957	Lou Michaels	Tackle
	Blanton Collier	Staff
1961	Irv Goode	Center
1962	Tom Hutchinson	End

Team Awards

Most Valuable Senior Award

1963	Darrell Cox	Halfback
1964	Jim Foley	Linebacker
	Bill Jenkins	End
1965	Sam Ball	Off. Tackle
1966	Rich Machel	Def. Tackle
1967	Kerry Curling	Def. Tackle
1968	Jeff Van Note	Def. End
1969	Roger Gann	Halfback
1970	Wilbur Hackett	Linebacker
1971	Joe Federspiel	Linebacker
1972	Tom Clark	Off. Guard
1973	Frank LeMaster	Linebacker
1974	Rick Nuzum	Center
1975	Tom Ranieri	Nose Guard
1976	Greg Woods	Def. Back
1977	Art Still	Def. End
1978	Jim Kovach	Linebacker
1979	Lester Boyd	Linebacker
1980	Tim Gooch	Def. Tackle
1981	Jim Campbell	Tight End
1982	Andy Molls	Strong Safety
1983	Scott Schroeder	Linebacker
1984	George Adams	Tailback
	Paul Calhoun	Free Safety
1985	Ken Pietrowiak	Center
	Brian Williams	Def. End
1986	Cornell Burbage	W. Receiver
	Tom Wilkins	Def. Guard
1987	Mark Higgs	Tailback
1988	Bo Smith	Off. Tackle
	David Johnson	Cornerback
1989	Oliver Barnett	Def. Tackle
1990	Randy Holleran	Linebacker
	Al Baker	Tailback
1991	Neal Clark	Split End
1992	Dean Wells	Def. End
1993	Marty Moore	Linebacker
1994	Melvin Johnson	Free Safety
1995	James Tucker	Wide Receiver
	Reggie Rusk	Free Safety
1996	Chris Ward	Def. End

Outstanding Offensive Back

1982	George Adams	Tailback
1983	Randy Jenkins	Quarterback
1984	George Adams	Tailback
1985	Bill Ransdell	Quarterback
1986	Marc Logan	Tailback
1987	Mark Higgs	Tailback
1988	Alfred Rawls	Tailback
1989	Alfred Rawls	Tailback
1990	Al Baker	Tailback
1991	Craig Walker	Tailback
1992	Pookie Jones	Quarterback
1993	Moe Williams	Tailback
1994	Moe Williams	Halfback
1995	Moe Williams	Tailback
1996	Billy Jack Haskins	Quarterback

Outstanding Receiver

1990	Phil Logan	Split End
1991	Neal Clark	Split End
1992	Kurt Johnson	Flanker
1993	Alfonzo Browning	Wingback
1994	Leon Smith	Split End
1995	Antonio O'Ferral	Wide Receiver
1996	Isaac Curtis III	Tight End

Most Valuable Player

1961	Tom Hutchinson	End
1962	Tommy Simpson	Center
1963	Darrell Cox	Halfback
1964	Jim Foley	Linebacker
1965	Rick Norton	Quarterback
1966	Larry Seiple	Wingback
1967	Dicky Lyons	Tailback
1968	Dick Palmer	Defensive End
1969	Dave Roller	Defensive Tackle
1970	Wilbur Hackett	Linebacker
	Joe Federspiel	Linebacker
1971	Joe Federspiel	Linebacker
	Darryl Bishop	Defensive Back
1972	James McCollum	Defensive Tackle
1973	James McCollum	Noseguard
1974	Mike Fanuzzi	Quarterback
1975	Steve Campassi	Running Back
1976	Warren Bryant	Offensive Tackle
1977	Derrick Ramsey	Quarterback
1978	Jim Kovach	Linebacker
1979	Rick Jaffe	Noseguard
1980	Ken Roark	Center
1981	Andy Molls	Safety

Outstanding Off. Lineman

1956	J. T. Frankenberger	Tackle
1957	Lou Michaels	Tackle
1958	Bobby Lindon	Tackle
1959	George Boone	Tackle
1960	Junior Hawthorne	Tackle
1961	Irv Goode	Center
1962	Junior Hawthorne	Tackle
1963	Rick Kestner	End
1964	Sam Ball	Tackle
1965	Sam Ball	Tackle
1966	Calvin Withrow	Center
1967	Dennis Drinnen	Tackle
1968	Dennis Drinnen	Tackle
1969	Pat Eckenrod	Center
1970	Tom Clark	Guard
1971	Tom Crowe	Guard
1972	Tom Clark	Guard
1973	Rich Allen	Tackle
1974	Warren Bryant	Tackle
1975	Wally Pesuit	Tackle
1976	Warren Bryant	Tackle
1977	Tom Dornbrook	Guard
1978	Tom Kearns	Tackle
1979	Ken Roark	Center
1980	Ken Roark	Center
1981	Gerald Smyth	Tackle
1982	John Maddox	Center
1983	Don Corbin	Tackle
1984	Ken Petrowiak	Center
1985	Ken Petrowiak	Center
1986	Greg Kunkel	Tackle
1987	Dermontti Dawson	Guard
1988	Bo Smith	Tackle
1989	Joel Mazzella	Guard
1990	Joel Mazzella	Guard
1991	Todd Perry	Guard
1992	Todd Perry	Guard
1993	Wes Jackson	Center
1994	Barry Jones	Guard
1995	John Schlarman	Center
1996	John Schlarman	Guard

Outstanding Defensive Lineman

1982	Dave Lyons	End
1983	Keith Martin	Guard
1984	Frank Hare	Guard
	Brian Williams	End
1985	Brian Williams	End
1986	Carwell Gardner	End
1987	Jerry Reese	Tackle
1988	Oliver Barnett	Tackle
1989	Oliver Barnett	Tackle
1990	Joey Couch	Nose Guard
	Dean Wells	Strike
1991	Joey Couch	Nose Guard
1992	Dean Wells	Strike
1993	Zane Beehn	End
	Jon Collins	Tackle
1994	Robert Stinson	Tackle
1995	Mike Schlegel	Tackle
1996	Chris Ward	End

Outstanding Linebacker

1990	Randy Holleran	Linebacker
1991	Marty Moore	Linebacker
1992	Marty Moore	Linebacker
1993	Marty Moore	Linebacker
1994	David Snardon	Linebacker
1995	Mike Schellenberger	Linebacker
1996	Mike Schellenberger	Linebacker

Outstanding Defensive Back

1956	Bob Dougherty	Defensive Back
1957	Bobby Cravens	Defensive Back
1958	Bobby Cravens	Defensive Back
1959	Lloyd Hodge	Defensive Back
1960	Jimmy Poynter	Defensive Back
1961	Darrell Cox	Defensive Back
1962	Darrell Cox	Defensive Back
1963	Bob Kosid	Defensive Back
1964	Tom Becherer	Defensive Back

1965	Tom Becherer	Defensive Back
1966	Jerry Davis	Safety
1967	Al Phaneuf	Defensive Back
1968	David Hunter	Safety
1969	Dave Van Meter	Defensive Back
1970	Buzz Burnam	Defensive Back
1971	Joe Federspiel	Linebacker
1972	Darryl Bishop	Safety
1973	Darryl Bishop	Safety
1974	Ben Thomas	Defensive Back
1975	Ray Carr	Defensive Back
1976	Mike Siganos	Defensive Back
1977	Dallas Owens	Defensive Back
1978	Larry Carter	Defensive Back
1979	Larry Carter	Def. Back
1980	Chris Jacobs	Def. Back
1981	Andy Molls	Def. Back
1982	Andy Molls	Def. Back
1983	Kerry Baird	Def. Back
1984	Paul Calhoun	Def. Back
	Cam Jacobs	Linebacker
1985	Larry Smith	Linebacker
1986	Larry Smith	Linebacker
1987	Jeff Kremer	Linebacker
1988	Randy Holleran	Linebacker
1989	Ron Robinson	Free Safety
1990	Gary Willis	Cornerback
1991	Brad Armstead	Free Safety
1992	Brad Armstead	Free Safety
1993	Marcus Jenkins	Strong Safety
1994	Melvin Johnson	Free Safety
1995	Leman Boyd	Strong Safety
1996	Leman Boyd	Strong Safety

Outstanding Kicking Game/ Special Teams Award

1982	David Meers	Safety
1983	Paul Calhoun	Punter
1984	Paul Calhoun	Punter/Safety
1985	Joey Worley	Kicker
1986	Joey Worley	Kicker
1987	Joey Worley	Kicker
1988	Ken Willis	Kicker
1989	Ken Willis	Place Kicker
	Kurt Johnson	PR/KOR
1990	Neal Clark	Split End
1991	Sterling Ward	Rover
1992	Travis Powers	Rover
1993	James Tucker	Linebacker
1994	James Tucker	Linebacker
1995	George Harris	Strong Safety
1996	Jeff Snedegar	Linebacker

UK Senior Scholastic Award

1950	Dick Martin	Halfback
1951	Ed Hamilton	Halfback
1952	Harry Jones	Halfback
	Larry Jones	Halfback
1953	Herb Hunt	Quarterback
1954	Dick Mitchell	Halfback
1955	Bill Wheeler	Tackle
1956	Jack Freeman	Quarterback
1957	Jim Urbaniak	End
1958	Bill Livings	Center
1959	Lowell Hughes	Quarterback
1960	Jerry Eisaman	Quarterback
	Tom Rodgers	End
1961	Mark Thompson	Center
1962	Gary Steward	Halfback
1963	Vince Semary	Linebacker
1964	Bob Brown	Guard
1965	John Andrighetti	End
1966	Roger Walz	Quarterback
1967	Terry Beadles	Quarterback
1968	Louis Wolf	Off. Guard
1969	Roger Gann	Halfback
1970	Stan Forston	Quarterback
1971	Rick Muench	Linebacker
1972	Gary Knutson	Fullback
1973	Marty Marks	Tackle
1974	Roger Peterman	Def. End
1975	Tom Ranieri	Nose Guard
1976	Ed Smolder	Off. Guard
1977	Joe Bryant	Place Kicker
1978	Mark Keene	Center
1979	Leon Shadowen	Off. Guard
1980	Greg Motley	Def. Back
1981	Rick Strein	Place Kicker
1982	Rob Mangas	Tight End
1983	Keith Martin	Def. Guard
1984	Ken Petrowiak	Center
1985	Eric Haas	Safety
1986	Matt Lucas	Tight End
1987	Jim Hill	Center
1988	Bo Smith	Tackle
1989	Ken Willis	Kicker
1990	Mike Meece	Tight End
1991	Greg Lahr	Off. Tackle
1992	Ryan Hockman	Quarterback
	Doug Pelfrey	Kicker
	Dean Wells	Strike
1993	Marty Moore	Linebacker
1994	Mark Askin	Off. Tackle



Ronnie Riley (right) received the 2002 Host Communications Senior Scholar-Athlete Award. Terry Johnson of Host made the presentation.

	Dude Harper	Center
1995	Barry Jones	Off. Tackle
1996	Mike Schellenberger	Linebacker

Wildcat Pride

1990	Randy Holleran	Linebacker
	Dean Wells	Outside LB
	Joey Couch	Nose Guard
	Al Baker	Tailback
	Steve Phillips	Split End
1991	Tim Calvert	Split End
	Neal Clark	Split End
	Bill Hawk	Punter
	Marty Moore	Linebacker
	Dean Wells	Strike
1992	Tim Calvert	Split End
	Kurt Johnson	Flanker

Outstanding Scout Team

1989	Matt Riazzi	Tailback
	Barry Rich	Def. Tackle
1990	Pookie Jones	Quarterback
	Jon Lawson	Def. Tackle
1991	Antonio O'Ferral	Quarterback
	David Snardon	Bandit
1992	Jon Collins	Nose Guard
	Randy Wyatt	Flanker
1993	John Schlarman	Guard
	Littleton Ward	Cornerback
1994	Timothy Holmes	Halfback
	Raymond Jones	Linebacker
1995	Andy Dreisbach	Linebacker
	Mike Fisher	Fullback
	Anthony Watson	Defensive End
	Kevin Wright	Quarterback
1996	Marvin Major	Def. Tackle
	Mike Riddle	Off. Guard

Freshman Leadership Award

1963	J. D. Smith	Quarterback
1964	George Katzenback	Tackle
1965	John Harris	Center
1966	Stan Forston	Quarterback
1967	Frank Rucks	Linebacker
1968	Jim Grant	Defensive End
1969	Tom Clark	Offensive Tackle
1970	Mike Fanuzzi	Quarterback
1971	Tom Ranieri	Linebacker
1972	Steve Campassi	Wingback
1973	Warren Bryant.	Offensive Tackle
1974	Jim Kovach	Linebacker
1975	Rod Stewart	Running Back
1976	Tim Gooch	Defensive Tackle
1977	Earl Wilson	Defensive Tackle
1978	Jim Campbell	Tight End
1979	Jeff Dennis	Defensive End
1980	Randy Jenkins	Quarterback
1981	Doug Williams	Offensive Tackle

FCA Award (Fellowship of Christian Athletes)

1982	John Maddox	Center
1983	Rick Massie	Wide Receiver
1984	Steve Mazza	Def. End
1985	Rick Ledford	Wide Receiver
	Steve Mazza	Def. End
1986	Greg Doll	Def. End
1987	Bill Shehan	Flanker
	Bryan McKenzie	Tight End
1989	Albert Burks	Cornerback
1990	Chris Tolbert	Cornerback
1991	Brent Claiborne	Kicker
	Doug Pelfrey	Kicker
1992	Doug Pelfrey	Kicker
1993	Brent Claiborne	Kicker
1994	Jeff Tanner	Def. End
1995	Kris Comstock	Off. Tackle
1996	Jimmy Carter	Punter

Unsung Hero Award

1982	Gerald Smyth	Off. Tackle
1983	Don Corbin	Off. Tackle
1984	Bob Shurtleff	Off. Tackle
1985	Jim Reichwein	Off. Guard
1986	Larry Smith	Linebacker
1987	Brad Myers	Center
1988	Bo Smith	Off. Tackle
1989	David Crane	Center

Host Communications Senior Scholar-Athlete Award

1998	Jeff Zurcher	Free Safety
1999	Seth Hanson	Kicker
2000	Matt Layow	Defensive End
2001	Patrick Wiggins	Safety
2002	Ronnie Riley	Linebacker

UK in the Draft

NFL First-Round Draft Choices

Kentucky has had 15 players selected in the first round of the National Football League draft. In 1966, the Wildcats had a school-record three players selected in the first round. In 1999, Tim Couch was the first player selected.

Year	Player, Pos. (Selection)	NFL Team
1951	Bob Gain, T (5)	Green Bay
1952	Babe Parilli, QB (4)	Green Bay
1954	Steve Meilinger, E (8)	Washington
1958	Lou Michaels, T (4)	Los Angeles
1962	Irv Goode, C (12)	St. Louis
1963	Tom Hutchinson, E (9)	Cleveland
1966	Sam Ball, T (15)	Baltimore
1966	Rick Norton, QB (2)	Miami
1966	Rodger Bird, DB (NA)	Oakland
1977	Warren Bryant, OT (6)	Atlanta
1977	Randy Burke, WR (26)	Baltimore
1978	Art Still, DT (2)	Kansas City
1985	George Adams, TB (19)	N.Y. Giants
1999	Tim Couch, QB (1)	Cleveland
2003	Dewayne Robertson, DT (4)	N.Y. Jets

1950
Don Phelps, 5th, Browns
Ralph Genito, 18th, 49ers

1951
Bob Gain, 1st, Packers
Al Bruno, 3rd, Eagles

1952
Babe Parilli, 1st, Packers
John Griggs, 17th, Rams
Frank Fuller, 26th, Rams
Ed Hamilton, Eagles
Jim Mackenzie, Giants
Doug Moseley, Yankees

1953
Bob Fry, 3rd, Rams
Gene Donaldson, 3rd, Browns

1954
Steve Meilinger, 1st, Redskins
Thomas Adkins, 17th, Colts

1956
Dick Shatt, 15th, Rams
Jack Butler, 17th, Rams
Bradley Mills, 25th, Colts

1957
Dave Kuhn, 17th, 49ers

1958
Lou Michaels, 1st, Rams
Henry Herzog, 28th, Lions

1959
Jim Bowie, 22nd, Eagles

1961
Calvin Bird, 6th, Chargers
Charles Sturgeon, 10th, Broncos
Tom Rodgers, 12th, Lions
Bud Calvin, 17th, Browns

1962
Irv Goode, 1st, Redskins
Irv Goode, 4th, Chiefs
Bob Butler, 9th, Eagles
Dave Gash, 25th, Bills

1963
Tom Hutchinson, 1st, Browns
Tom Hutchinson, 2nd, Bills

1965
Jim Burt, 10th, Rams

1966
Sam Ball, 1st, Colts
Sam Ball, 2nd, Jets
Rick Norton, 2nd, Browns
Rick Norton, 1st, Dolphins
Rodger Bird, 1st, Raiders
Bob Windsor, 2nd, 49ers
Rick Kestner, 18th, Dolphins

1967
Larry Seiple, 7th, Dolphins
Pat Riley, 14th, Cowboys

1968
Dwight Little, 11th, Lions

1969
Dicky Lyons, 4th, Falcons
Jeff Van Note, 11th, Falcons

1970
Dick Palmer, 10th, Colts
Dick Beard, 17th, Jets

1971
Dave Hardt, 6th, Patriots
Dave Roller, 13th, Giants
Ray Makin, 15th, Steelers
Dave Purcell, 49ers

1972
Joe Federspiel, 4th, Saints
Bill Bushong, 7th, Packers

1973
Dan Neal, 11th, Colts

1974
Frank LeMaster, 4th, Eagles
Daryl Bishop, 6th, Bengals
Dave Margavage, 16th, Colts

1975
Rick Nuzum, 5th, Rams
Tom Ehlers, 13th, Eagles

1976
Sonny Collins, 2nd, Falcons
Wally Pesuit, 5th, Cowboys
Rick Caswell, 13th, Giants
Steve Campassi, 16th, Eagles

1977
Warren Bryant, 1st, Falcons
Randy Burke, 1st, Colts

1978
Art Still, 1st, Chiefs
Mike Martin, 9th, Bears
Dallas Owens, 10th, Colts
Gerald Blanton, 11th, Bills

1979
Jim Kovach, 4th, Saints
Kelly Kirchbaum, 5th, Jets
Robert Hawkins, 8th, Raiders
Dan Fowler, 10th, Giants

1980
Larry Carter, 3rd, Broncos
Lester Boyd, 6th, Saints

1981
Tim Gooch, 9th, Colts

1982
Jim Campbell, 11th, Oilers

1984
John Grimsley, 6th, Oilers

1985
George Adams, 1st, Giants
Cam Jacobs, 5th, Steelers
Oliver White, 10th, Steelers
Jeff Smith, 11th, Chargers

1986
Maurice Douglass, 8th, Bears
Jon Dumbauld, 10th, Saints

1987
Tony Mayes, 5th, Buccaneers
Marc Logan, 5th, Bengals
Bill Ransdell, 12th, Jets

1988
Dermontti Dawson, 2nd, Steelers
Jerry Reese, 5th, Steelers
Mark Higgs, 8th, Cowboys
Greg Kunkel, 12th, Raiders

1989
David Johnson, 7th, Steelers
Ivy Joe Hunter, 7th, Colts
Chris Chenault, 8th, Bengals
Charlie Darrington, 9th, Redskins

1990
Oliver Barnett, 3rd, Falcons
Donnie Gardner, 7th, Buccaneers
Andy Murray, 7th, Oilers

1991
Al Baker, 10th, Jets
Jeff Brady, 12th, Steelers

1993
Dean Wells, 4th, Seahawks
Todd Perry, 4th, Bears
Chuck Bradley, 6th, Oilers
Doug Pelfrey, 8th, Bengals

1994
Terry Samuels, 6th, Cardinals
Zane Beehn, 7th, Chargers
Marty Moore, 7th, Patriots

1995
Melvin Johnson, 2nd, Buccaneers

1996
Moe Williams, 3rd, Vikings
Reggie Rusk, 7th, Buccaneers

1997
Van Hiles, 5th, Bears
Chris Ward, 7th, Ravens

1998
Kio Sanford, 7th, Chargers

1999
Tim Couch, 1st, Browns
Craig Yeast, 4th, Bengals

2000
James Whalen, 5th, Buccaneers

2001
Eric Kelly, 3rd, Vikings
Marlon McCree, 7th, Jaguars
Quentin McCord, 7th, Falcons

2002
Dennis Johnson, 3rd, Cardinals

2003
Dewayne Robertson, 1st, Jets
Artose Pinner, 4th, Lions

UK in the Pros

George Adams, RB
New York Giants 1985-89
New England Patriots 1990-91

Ermal Allen, QB
Cleveland Browns 1947

Sam Ball, T
Baltimore Colts 1966-71

Oliver Barnett, DT
Atlanta Falcons 1990-92
Buffalo Bills 1993-94
San Francisco 49ers 1995

Zane Beehn, DE
San Diego Chargers 1994

Rodger Bird, DB
Oakland Raiders 1967-71

George Blanda, QB-PK
Chicago Bears 1949-58
Houston Oilers 1960-66
Oakland Raiders 1967-75

Jerry Blanton, LB
Kansas City Chiefs 1979-85

Chuck Bradley, OT
Cincinnati Bengals 1993

Jeff Brady, LB
Pittsburgh Steelers 1991
Green Bay Packers 1992
San Diego Chargers 1993
Tampa Bay Buccaneers 1994
Minnesota Vikings
1995-97
Carolina Panthers 1998
Indianapolis Colts 1999

Alfonzo Browning, WR
San Francisco 49ers
1994-95
Washington Redskins, 1996

Warren Bryant, OT
Atlanta Falcons 1978-83
Los Angeles Raiders 1984

Cornell Burbage, WR
Dallas Cowboys 1987-89

Randy Burke, WR
Baltimore Colts 1978-81

Bob Butler, G
Philadelphia Eagles 1962
New York Jets 1963

Sonny Collins, RB
Atlanta Falcons 1976

Tim Couch, QB
Cleveland Browns
1999-2002

Bob Davis, B
Cleveland Rams 1938
Philadelphia Eagles 1942
Boston Yanks 1944-46

Doug Davis, T
Minnesota Vikings 1966-72

Dermontti Dawson, C
Pittsburgh Steelers 1988-2000

Chris Demaree, DE
San Diego Chargers 2002

Gene Donaldson, G
Cleveland Browns 1953

Tom Dornbrook, OG-C
Pittsburgh Steelers 1979
Miami Dolphins 1980

Bob Dougherty, LB
Los Angeles Rams 1957
Pittsburgh Steelers 1958
Oakland Raiders 1960-63

Maurice Douglass, DB
Chicago Bears 1986-94
New York Giants 1995-96

Jon Dumbauld, DE
New Orleans Saints
1986, 88
Philadelphia Eagles 1987

Tom Ehlers, LB
Philadelphia Eagles 1975-77
Buffalo Bills 1978

John Eibner, T
Philadelphia Eagles
1941-42, 1946

Joe Federspiel, LB
New Orleans Saints 1972-80
Baltimore Colts 1981

Don Fielder, DE
Tampa Bay Buccaneers1985

Bob Fry, T
Los Angeles Rams 1953-59
Dallas Cowboys 1960-64


Todd Perry
Miami Dolphins

Dom Fucci, B
Detroit Lions 1955

Frank Fuller, DT
Los Angeles Rams
1953, 55, 57-58
Chicago Cardinals 1959
St. Louis Cardinals 1960-62
Philadelphia Eagles 1963

Bob Gain, T
Cleveland Browns 1952, 1954-64

Willie Gary, DB
St. Louis Rams 2001

Carwell Gardner, DE
Buffalo Bills 1990-95

Irv Goode, C
St. Louis Cardinals 1962-71
Buffalo Bills 1972
Miami Dolphins 1973-74

Will Grant, C
Buffalo Bills 1978-85, 87
Seattle Seahawks 1986

John Grimsley, LB
Houston Oilers 1984-90

Russell Hairston, WR
Pittsburgh Steelers 1987

Steven Hall, CB
Indianapolis Colts, 1996

Dick Hensley, E
New York Giants 1949
Pittsburgh Steelers 1952
Chicago Bears 1953

Mark Higgs, RB
Dallas Cowboys 1988
Philadelphia Eagles 1989
Miami Dolphins 1990-93
Arizona Cardinals 1994-95

Van Hiles, DB
Chicago Bears 1997

Ivy Joe Hunter, TB
Indianapolis Colts 1989-90
New England Patriots 1991

Tom Hutchinson, WR
Cleveland Browns 1963-65
Atlanta Falcons 1966

Cam Jacobs, LB
Pittsburgh Steelers 1985

Bert Johnson, B
Brooklyn Dodgers 1937
Chicago Bears 1938
Chicago Cardinals 1939-41
Philadelphia Eagles 1942

Clyde Johnson, T
Los Angeles Rams 1946-47

David Johnson, CB
Pittsburgh Steelers 1989-92
Atlanta Falcons 1993-96

Dennis Johnson, DE
Arizona Cardinals 2002

Melvin Johnson, FS
Tampa Bay Buccaneers 1995-97
Kansas City Chiefs 1998

Eric Kelly, CB
Minnesota Vikings 2001-02

Shipwreck Kelly, RB
New York Giants 1932
Brooklyn Dodgers 1933-34, 37

Ralph Kercheval RB-K
Brooklyn Dodgers 1934-40

Don King, T
Cleveland Browns 1954
Green Bay Packers 1956
Philadelphia Eagles 1956
Denver Broncos 1960

Kelly Kirchbaum, LB
Kansas City Chiefs 1980
Philadelphia Eagles 1987

Doug Kotar, RB
New York Giants 1974-81

Jim Kovach, LB
New Orleans Saints 1979-85
San Francisco 49ers 1985

Frank LeMaster, LB
Philadelphia Eagles 1974-83

Luther Lindon, T
Detroit Lions 1944-45

Jim Little, T
New York Giants 1945

Marc Logan, RB
Cleveland Browns 1987
Cincinnati Bengals 1987-88
Miami Dolphins 1989-91
San Francisco 49ers 1993-94
Washington Redskins
1995-97

Dicky Lyons, S
New Orleans Saints 1970

Peter Marcus, E
Washington Redskins 1944

Rick Massie, WR
Denver Broncos 1987-88

Tony Mayes, DB
St. Louis Cardinals 1987

Bubba McCollum, DT
Houston Oilers 1974

Quentin McCord, WR
Atlanta Falcons 2001

Marlon McCree, DB
Jacksonville Jaguars 2001-02

Lloyd McDermott, T
Detroit Lions 1950
Chicago Cardinals 1950-51

Steve Meilinger, E
Washington Redskins
1956-57
Baltimore Colts 1959
Green Bay Packers 1958-60
Pittsburgh Steelers 1961
St. Louis Cardinals 1961

Lou Michaels, DE-K
Los Angeles Rams 1958-60
Pittsburgh Steelers 1961-63



Baltimore Colts 1964-69
Green Bay Packers 1971

Marty Moore, LB
New England Patriots
1994-99, 2001
Cleveland Browns 2000

Noah Mullins, B
Chicago Bears 1946-49
New York Giants 1949

Dan Neal, C
Baltimore Colts 1973-74
Chicago Bears 1975-83

Rick Norton, QB
Miami Dolphins 1966-69
Green Bay Packers 1970

Rick Nuzum, C
Los Angeles Rams 1977
Green Bay Packers 1978-79

Dick Palmer, LB
Miami Dolphins 1970
Buffalo Bills 1972
New Orleans Saints 1973
Atlanta Falcons 1974

Babe Parilli, QB
Green Bay Packers
1952-53, 1956-58
Cleveland Browns 1956
Oakland Raiders 1960

Boston Patriots 1961-67
New York Jets 1968-69

Doug Pelfrey, PK
Cincinnati Bengals 1993-99

Todd Perry, OG
Chicago Bears 1993-2000
Miami Dolphins 2001-02

Wally Pesuit, OT-C
Miami Dolphins 1977-78
Detroit Lions 1979-80

Don Phelps, B
Cleveland Browns 1950-51

Joker Phillips, WR
Washington Redskins 1985-87

James Ramey, DE
St. Louis Cardinals 1979

Derrick Ramsey, TE
Oakland Raiders 1978-81
Los Angeles Raiders 1982-83
New England Patriots 1983-85
Detriot Lions 1987

Bill Ransdell, QB
New York Jets 1987
Indianapolis Colts 1988

Jerry Reese, DE
Pittsburgh Steelers 1988

Dean Wells
Carolina Panthers

Jay Rhodemyre, C
Green Bay Packers
1948-49, 51-52

Dick Richards, WB
Brooklyn Dodgers 1933

Dave Roller, DT
New York Giants 1971-74
Green Bay Packers 1975-78
Minnesota Vikings 1979-80

Jimmy Robinson, WR
New Orleans Saints 2001

Reggie Rusk, FS
Tampa Bay Buccaneers 1997
Seattle Seahawks 1998
San Diego Chargers 2000

Terry Samuels, TE
Arizona Cardinals 1994-95

Larry Seiple, P
Miami Dolphins 1967-77

Washington Serini, G
Chicago Bears
1948-51
Green Bay Packers 1952

John Shannon, DE
Chicago Bears 1988-89

Glenn Shaw, RB
Chicago Bears 1960
Minnesota Vikings 1961
Los Angeles Rams 1962
Oakland Raiders 1963-64

Larry Smith, LB
Houston Oilers 1987

Omar Smith, C
New York Giants 2002

Art Still, DE
Kansas City Chiefs 1978-87
Buffalo Bills 1988-89

Bob Talamini, G
Houston Oilers 1960-67
New York Jets 1968

Herschel Turner, G
St. Louis Cardinals
1964-65

Harry Ulinski, C
Washington Redskins
1950-51, 1953-56

Jeff Van Note, C
Atlanta Falcons 1969-86

Chris Ward, DE
Baltimore Ravens 1997

Dean Wells, LB
Seattle Seahawks 1993-98
Carolina Panthers 1999-2001

James Whalen, TE
Dallas Cowboys 2000-02

Mark Wheeler, TE
Detroit Lions 1987

Moe Williams, RB
Minnesota Vikings
1996-2000, 2002
Baltimore Ravens 2001

Ken Willis, K
Dallas Cowboys 1990-91
Tampa Bay Bucs 1992

Earl Wilson, DE
San Diego Chargers
1985-87

Bob Windsor, TE
San Francisco 49ers
1967-71
Boston Patriots 1972-75

Bob Winkel, DT
New York Jets 1979-80

Cal Withrow, C
San Diego Chargers 1970
Green Bay Packers 1971-73
St. Louis Cardinals 1974

Ralph Wright
Brooklyn Dodgers 1933

Craig Yeast, WR
Cincinnati Bengals
1999-2000
New York Jets 2001

Walt Yowarsky, E
Washington Redskins
1951-54
Detroit Lions 1955
New York Giants 1955-57
San Francisco 49ers 1958

Kentucky vs. Ranked Teams

Kentucky vs. No.1-Ranked Teams

1950		Oklahoma	W	13-7
1951		Tennessee	L	0-28
1958		Auburn	L	0-8
1959	LSU	LSU	L	0- 9
1960		Ole Miss	L	6-21
1964		Ole Miss	W	27-21
1980		Alabama	L	0-45
1996		Florida	L	0-65
1997		Florida	L	28-55
1998		Tennessee	L	21-59

Kentucky has played in 191 games throughout the years against opponents ranked in The Associated Press Top 20/25 Poll. The Wildcats own a 36-150-5 record against ranked opponents. Kentucky has faced a No. 1-ranked team 10 times and has posted a 2-8-0 record in those games

1936 (0-1)
at #17 Tennessee ..... L 6-7

1937 (0-1)
at #3 Alabama ..... L 0-41

1938 (0-2)
#18 Alabama ..... L 6-26
at #4 Tennessee ..... L 0-46

1939 (0-1-1)
at #19 Alabama ..... T 7-7
#4 Tennessee ..... L 0-19

1940 (0-1)
at #6 Tennessee ..... L 0-33

1941 (0-1)
at #15 Alabama ..... L 0-30

1942 (0-3)
#3 Alabama ..... L 0-14
at #3 Georgia Tech ..... L 7-47
at #11 Tennessee ..... L 0-26

1944 (0-2)
at #18 Mississippi St. ..... L 0-26
#15 Tennessee ..... L 7-21

1945 (0-2)
#4 Alabama ..... L 19-60
#14 Tennessee ..... L 0-14

1946 (0-3)
at #8 Georgia ..... L 13-28
at #11 Alabama ..... L 7-21
at #7 Tennessee ..... L 0-7

1947 (2-1)
#9 Georgia ..... W 26-0
at #10 Vanderbilt ..... W 14-0
#18 Alabama ..... L 0-13

1949 (0-2)
at #17 SMU ..... L 7-20
*#15 Santa Clara ..... L 13-21
* Orange Bowl

1950 (2-1)
#17 Florida ..... W 40-6
at #9 Tennessee ..... L 0-7
*#1 Oklahoma ..... W 13-7
* Sugar Bowl

1951 (3-2)
#11 Georgia Tech ..... L 7-13
#12 Villanova ..... W 35-13
#19 Miami (Fla.) ..... W 32-0
#1 Tennessee ..... L 0-28
*#11 TCU ..... W 20-7
* Cotton Bowl

1952 (0-1-1)
at #7 Tennessee ..... T 14-14
at #15 Florida ..... L 0-27

1953 (2-0-1)
at #14 LSU ..... T 6-6
#20 Mississippi State ..... W 32-13
at #12 Rice ..... W 19-13

1954 (1-2)
#3 Maryland ..... L 0-20
at #9 Ole Miss ..... L 9-28
at #15 Georgia Tech ..... W 13- 6

1955 (2-0-1)
#8 Ole Miss ..... W 21-14
at #14 Auburn ..... T 14-14
#17 Tennessee ..... W 23-0

1956 (0-3)
#4 Georgia Tech ..... L 6-14
at #9 Ole Miss ..... L 7-37
at #2 Tennessee ..... L 7-20

1957 (1-4)
at #11 Georgia Tech ..... L 0-13
#19 Ole Miss ..... L 0-15
at #9 Auburn ..... L 0-6
at #17 LSU ..... L 0-21
#12 Tennessee ..... W 20-6



1958 (0-3)
at #9 Ole Miss ..... L 6-27
#1 Auburn ..... L 0-8
at #9 LSU ..... L 7-32

1959 (1-3)
#4 Ole Miss ..... L 0-16
at #14 Auburn ..... L 0-33
#1 LSU ..... L 0-9
#20 Tennessee ..... W 20-0

1960 (0-1)
at #1 Ole Miss ..... L 6-21

1961 (0-2)
#2 Ole Miss ..... L 6-20
at #10 LSU ..... L 14-24

1962 (0-2)
at #7 Ole Miss ..... L 0-14
#4 LSU ..... L 0-7

1964 (2-1)
at #1 Ole Miss ..... W 27-21
#7 Auburn ..... W 20-0
#9 LSU ..... L 7-27

1965 (1-0)
#10 Georgia ..... W 28-10

1967 (0-2)
#6 Georgia ..... L 7-31
#2 Tennessee ..... L 7-17

1968 (1-3)
#20 Oregon State ..... W 35-34
at #20 LSU ..... L 3-13
#8 Georgia ..... L 14-35
at #8 Tennessee ..... L 7-24

1969 (1-5)
#14 Indiana ..... L 30-58
#8 Ole Miss ..... W 10-9
#9 LSU ..... L 10-37
at #13 Georgia ..... L 0-30
at #15 Florida ..... L 6-31
#9 Tennessee ..... L 26-31

1970 (1-4)
#13 Kansas State ..... W 16-3
at #5 Ole Miss ..... L 17-20

Co-captains Bob Gain (70) and Wilbur "Shorty" Jamerson played prominent roles in UK's 13-7 upset of No.1-ranked Oklahoma in the 1951 Sugar Bowl. Jamerson scored both touchdowns for the Wildats.

#12 Auburn .....L 15-33
at #15 LSU .....L 7-14
at #8 Tennessee .....L 0-45

1971 (0-4)
at #5 Auburn .....L 6-38
#12 LSU .....L 13-17
at #8 Georgia .....L 0-34
#11 Tennessee .....L 7-21

1972 (0-3)
at #7 Alabama .....L 0-35
at #7 LSU .....L 0-10
at #12 Tennessee .....L 7-17

1973 (1-2)
#4 Alabama .....L 14-28
at #9 LSU .....L 21-28
#14 Tulane .....W 34-7

1974 (1-1)
at #10 Auburn .....L 13-31
#9 Florida .....W 41-24

1975 (0-2-1)
#20 Maryland .....T 10-10
at #10 Penn State .....L 3-10
at #14 Florida .....L 7-48

1976 (4-3)
at #13 Kansas .....L 16-37
#20 Penn State .....W 22-6
#16 LSU .....W 21-7
#10 Georgia .....L 7-31
at #5 Maryland .....L 14-24
#15 Florida .....W 28-9
*#19 North Carolina .....W 21- 0
* Peach Bowl

1977 (3-0)
#17 West Virginia .....W 28-13
at #4 Penn State .....W 24-20
at #16 LSU .....W 33-13

1978 (0-4)
at #15 Maryland .....L 3-20
#5 Penn State .....L 0-30
#16 LSU .....L 0-21
#16 Georgia .....L 16-17

1980 (0-4)
at #4 Oklahoma .....L 7-29
at #1 Alabama .....L 0-45
#6 Georgia .....L 0-27
#20 Florida .....L 15-17

1981 (0-3)
#12 Alabama .....L 10-19
#14 Clemson .....L 3-21
at #7 Georgia .....L 0-21

1982 (0-2)
#16 LSU .....L 10-34
#3 Georgia .....L 14-27

1983 (0-4)
#7 Auburn .....L 21-49
at #7 Georgia .....L 21-47
at #14 Florida .....L 7-24
*#18 West Virginia .....L 16-20
* Hall of Fame Bowl

1984 (1-3)
#10 LSU .....L 10-36
#13 Georgia .....L 7-37
#5 Florida .....L 17-25
*#19 Wisconsin .....W 20-19
* Hall of Fame Bowl

1985 (0-3)
at #17 LSU .....L 0-10
at #11 Florida .....L 13-15
#16 Tennessee .....L 0-42

1986 (0-1)
#12 LSU .....L 16-25

1987 (0-3)
at #6 LSU .....L 9-34
at #12 Georgia .....L 14-17
#18 Tennessee .....L 22-24

1988 (1-3)
at #7 Auburn .....L 10-20
#12 Alabama .....L 27-31
at #19 LSU .....L 12-15
#11 Georgia .....W 16-10

1989 (0-3)
at #15 Alabama .....L 3-15
#11 Auburn .....L 12-24
#8 Tennessee .....L 10-31

1990 (0-2)
#6 Florida .....L 15-47
at #10 Tennessee .....L 28-42

1991 (0-2)
at #5 Florida .....L 26-35
#10 Tennessee .....L 7-16

1992 (0-4)
at #4 Florida .....L 19-35
#7 Georgia .....L 7-40
#24 Mississippi State .....L 36-37
at #20 Tennessee .....L 13-34

1993 (1-3)
#7 Florida .....L 20-24
#25 Ole Miss .....W 21-0
#7 Tennessee .....L 0-48
*#24 Clemson .....L 13-14
* Peach Bowl

1994 (0-2)
at #2 Florida .....L 7-73
at #9 Auburn .....L 14-41

1995 (0-3)
#5 Florida .....L 7-42
#12 Auburn .....L 21-42
#4 Tennessee .....L 31-34

1996 (0-4)
at #1 Florida .....L 0-65
at #13 Alabama .....L 7-35
at #17 LSU .....L 14-41
at #9 Tennessee .....L 10-56

1997 (1-4)
#1 Florida .....L 28-55
#20 Alabama .....W..40-34 (OT)
at #16 Georgia .....L 13-23
#16 LSU .....L 28-63
#5 Tennessee .....L 31-59

1998 (1-5)
at #8 Florida .....L 35-51
at #22 Arkansas .....L 20-27
at #21 LSU .....W 39-36
#11 Georgia .....L 26-28
at #1 Tennessee .....L 21-59
* #22 Penn State .....L 14-26
* Outback Bowl

1999 (1-4)
#3 Florida .....L 10-38
#20 Arkansas .....W 31-20
at #14 Georgia .....L 34-49
at #8 Mississippi State .....L 22-23
#7 Tennessee .....L 21-56

2000 (0-3)
at #3 Florida .....L 31-59
#12 Georgia .....L 30-34
#8 Mississippi State .....L 17-35

2001 (0-4)
#2 Florida .....L 10-44
at #13 South Carolina .....L 6-42
at #17 Georgia .....L 29-43
#6 Tennessee .....L 35-38

2002 (1-3)
at #17 Louisville .....W 22-17
at #7 Florida .....L 34-41
#5 Georgia .....L 24-52
#16 Louisiana State .....L 30-33

Kentucky vs. Ranked Teams

Opponent	W	L	T
Alabama	1	14	1
Arkansas	1	1	0
Auburn	1	11	1
Clemson	0	2	0
Florida	3	20	0
Georgia	3	20	0
Georgia Tech	1	4	0
Indiana	0	1	0
Kansas	0	1	0
Kansas State	1	0	0
LSU	3	22	1
Louisville	1	0	0
Maryland	0	3	1
Miami, Fla.	1	0	0
Mississippi State	1	4	0
North Carolina	1	0	0
Oklahoma	1	1	0
Ole Miss	4	9	0
Oregon State	1	0	0
Penn State	2	3	0
Rice	1	0	0
Santa Clara	0	1	0
South Carolina	0	1	0
SMU	0	1	0
TCU	1	0	0
Tennessee	3	30	1
Tulane	1	0	0
Vanderbilt	1	0	0
Villanova	1	0	0
West Virginia	1	1	0
Wisconsin	1	0	0

Kentucky in the Weekly A.P. Rankings

Date	Rank	Record	No. Votes	1st Place Votes
Oct. 30, 1939	15th	5-0-0	22	- -
Nov. 6, 1939	18th	5-0-1	23	- -
Oct. 7, 1946	19th	3-0-0	17	- -
Oct. 13, 1947	20th	3-1-0	19	- -
Oct. 20, 1947	14th	4-1-0	82	- -
Oct. 27, 1947	13th	5-1-0	79	- -
Oct. 3, 1949	15th	3-0-0	75	1
Oct. 10, 1949	8th	4-0-0	436	8
Oct. 17, 1949	7th	5-0-0	798	3
Oct. 24, 1949	14th	5-1-1	83	- -
Oct. 31, 1949	13th	6-1-0	75	- -
Nov. 7, 1949	14th	7-1-0	79	- -
Nov. 14, 1949	11th	8-1-0	150	- -
Nov. 21, 1949	20th	8-2-0	28	- -
Nov. 28, 1949	11th	9-2-0	222	- -
Preseason 1950	13th	- - - -	143	- -
Oct. 2, 1950	6th	3-0-0	539	5
Oct. 9, 1950	5th	4-0-0	837	11
Oct. 16, 1950	4th	5-0-0	1191	9
Oct. 23, 1950	4th	6-0-0	1286	15
Oct. 30, 1950	5th	7-0-0	1632	17
Nov. 6, 1950	4th	8-0-0	1920	35
Nov. 13, 1950	5th	9-0-0	2001	43
Nov. 20, 1950	3rd	10-0-0	2346	55
Nov. 27, 1950	7th	10-1-0	1167	7
Preseason 1951	6th	- - - -	316	1
Oct. 1, 1951	17th	1-2-0	34	- -
Oct. 22, 1951	17th	3-3-0	47	1
Oct. 29, 1951	14th	4-3-0	60	1
Nov. 5, 1951	12th	5-3-0	171	3
Nov. 12, 1951	9th	6-3-0	249	4
Nov. 19, 1951	9th	7-3-0	339	4
Nov. 26, 1951	17th	7-4-0	73	- -
Dec. 3, 1951	15th	7-4-0	87	- -
Nov. 24, 1952	19th	5-3-2	25	- -
Dec. 1, 1952	20th	5-3-2	41	- -
Oct. 19, 1953	16th	2-2-1	33	- -
Oct. 26, 1953	19th	3-2-1	42	- -
Nov. 2, 1953	14th	4-2-1	159	- -
Nov. 9, 1953	13th	5-2-1	81	1
Nov. 16, 1953	13th	6-2-1	130	3
Nov. 23, 1953	13th	7-2-1	237	5
Nov. 30, 1953	16th	7-2-1	155	3
Oct. 3, 1955	19th	2-1-0	22	- -
Oct. 10,1955	20th	2-1-1	12	- -
Oct. 31, 1955	17th	4-2-1	29	- -
Preseason 1957	20th	- - - -	39	- -
Sept. 22, 1958	17th	1-0-0	75	2
Oct. 5, 1964	5th	3-0-0	255	5
Sept. 20, 1965	10th	1-0-0	78	- -
Sept. 27, 1965	6th	2-0-0	168	1
Nov. 1, 1965	10th	5-2-0	49	- -
Nov. 8, 1965	10th	6-2-0	73	- -
Jan. 4, 1977	18th	8-4-0	30	- -
Oct. 3, 1977	16th	3-1-0	100	- -
Oct. 10, 1977	12th	4-1-0	184	- -
Oct. 17, 1977	8th	5-1-0	369	1
Oct. 24, 1977	7th	6-1-0	610	1
Oct. 31, 1977	7th	7-1-0	569	1
Nov. 7, 1977	7th	8-1-0	568	1
Nov. 14, 1977	7th	9-1-0	548	1
Nov. 21, 1977	7th	10-1-0	600	1
Nov. 28, 1977	7th	10-1-0	527	1
Jan. 3, 1978	6th	10-1-0	605	- -
Preseason 1978	15th	- - - -	419	- -
Sept. 12, 1978	17th	0-0-0	299	- -
Oct. 9, 1984	19th	4-0-0	156	- -
Oct. 16, 1984	16th	5-0-0	288	- -
Jan. 3, 1985	19th	9-3-0	152	- -

Kentucky in the Weekly ESPN/ USA Today Rankings

Date	Rank	Record	No. Votes	1st Place Votes
Sept. 20, 1998	25th	3-0	96	-
Nov. 15, 1998	25th	7-3	70	-

Final A.P. Polls

1949

1. Notre Dame
2. Oklahoma
3. California
4. Army
5. Rice
6. Ohio State
7. Michigan
8. Minnesota
9. LSU
10. Pacific
11. **KENTUCKY**
12. Cornell
13. Villanova
14. Maryland
15. Santa Clara
16. North Carolina
17. Tennessee
18. Princeton
19. Michigan State
20. Missouri
    Baylor

1950

1. Oklahoma
2. Army
3. Texas
4. Tennessee
5. California
6. Princeton
7. **KENTUCKY**
8. Michigan State
9. Michigan
10. Clemson
11. Washington
12. Wyoming
13. Illinois
14. Ohio State
15. Miami (Fla.)
16. Alabama
17. Nebraska
18. Washington & Lee
    Tulsa
20. Tulane

1951

1. Tennessee
2. Michigan State
3. Maryland
4. Illinois
5. Georgia Tech
6. Princeton
7. Stanford
8. Wisconsin
9. Baylor
10. Oklahoma
11. TCU
12. California
13. Virginia
14. San Francisco
15. **KENTUCKY**
16. Boston Univ.
17. UCLA
18. Washington State
19. Holy Cross
20. Clemson

1952

1. Michigan State
2. Georgia Tech
3. Notre Dame
4. Oklahoma
5. USC
6. UCLA
7. Mississippi
8. Tennessee
9. Alabama
10. Texas
11. Wisconsin
12. Tulsa
13. Maryland
14. Syracuse
15. Florida
16. Duke
17. Ohio State
18. Purdue
19. Princeton
20. **KENTUCKY**

1953

1. Maryland
2. Notre Dame
3. Michigan State
4. Oklahoma
5. UCLA
6. Rice
7. Illinois
8. Georgia Tech
9. Iowa
10. West Virginia
11. Texas
12. Texas Tech
13. Alabama
14. Army
15. Wisconsin
16. **KENTUCKY**
17. Auburn
18. Duke
19. Stanford
20. Michigan

1976

1. Pittsburgh
2. USC
3. Michigan
4. Houston
5. Oklahoma
6. Ohio State
7. Texas A&M
8. Maryland
9. Nebraska
10. Georgia
11. Alabama
12. Notre Dame
13. Texas Tech
14. Oklahoma State
15. UCLA
16. Colorado
17. Rutgers
18. **KENTUCKY**
19. Iowa State
20. Mississippi State

1977

1. Notre Dame
2. Alabama
3. Arkansas
4. Texas
5. Penn State
6. **KENTUCKY**
7. Oklahoma
8. Pittsburgh
9. Michigan
10. Washington
11. Ohio State
12. Nebraska
13. USC
14. Florida State
15. Stanford
16. San Diego State
17. North Carolina
18. Arizona State
19. Clemson
20. Brigham Young

1984

1. Brigham Young
2. Washington
3. Florida
4. Nebraska
5. Boston College
6. Oklahoma
7. Oklahoma State
8. SMU
9. UCLA
10. USC
11. South Carolina
12. Maryland
13. Ohio State
14. Auburn
15. LSU
16. Iowa
17. Florida State
18. Miami (Fla.)
19. **KENTUCKY**
20. Virginia

Final U.P.I. Polls

1950

1. Oklahoma
2. Texas
3. Tennessee
4. California
5. Army
6. Michigan
7. KENTUCKY
8. Princeton
9. Michigan State
10. Ohio State
11. Illinois
12. Clemson
13. Miami (Fla.)
14. Wyoming
15. Washington
    Baylor
17. Alabama
18. Washington & Lee
19. Navy
20. Nebraska
    Wisconsin
    Cornell

1951

1. Tennessee
2. Michigan State
3. Illinois
4. Maryland
5. Georgia Tech
6. Princeton
7. Stanford
8. Wisconsin
9. Baylor
10. TCU
11. Oklahoma
12. California
13. Notre Dame
14. San Francisco
    Purdue
    Washington State
17. Holy Cross
    UCLA
    KENTUCKY
20. Kansas

1952

1. Michigan State
2. Georgia Tech
3. Notre Dame
4. Oklahoma
   USC
6. UCLA
7. Mississippi
8. Tennessee
9. Alabama
10. Wisconsin
11. Texas
12. Purdue
13. Maryland
14. Princeton
15. Ohio State
    Pittsburgh
17. Navy
18. Duke
19. Houston
    KENTUCKY

1953

1. Maryland
2. Notre Dame
3. Michigan State
4. UCLA
5. Oklahoma
6. Rice
7. Illinois
8. Texas
9. Georgia Tech
10. Iowa
11. Alabama
12. Texas Tech
13. West Virginia
14. Wisconsin
15. KENTUCKY
16. Army
17. Stanford
18. Duke
19. Michigan
20. Ohio State

1965

1. Michigan State
2. Arkansas
3. Nebraska
4. Alabama
5. UCLA
6. Missouri
7. Tennessee
8. Notre Dame
9. USC
10. Texas Tech
11. Ohio State
12. Florida
13. Purdue
14. LSU
15. Georgia
16. Tulsa
17. Mississippi
18. KENTUCKY
19. Syracuse
20. Colorado

1976

1. Pittsburgh
2. USC
3. Michigan
4. Houston
5. Ohio State
6. Oklahoma
7. Nebraska
8. Texas A&M
9. Alabama
10. Georgia
11. Maryland
12. Ohio State
13. South Carolina
14. Auburn
15. Iowa
16. LSU
17. Virginia
18. West Virginia
19. KENTUCKY
    Florida State

1984

1. Brigham Young
2. Washington
3. Nebraska
4. Boston College
5. Oklahoma State
6. Oklahoma
7. Florida
8. SMU
9. USC
10. UCLA
11. Maryland
12. Ohio State
13. South Carolina
14. Auburn
15. Iowa
16. LSU
17. Virginia
18. West Virginia
19. KENTUCKY
    Florida State

Bowl Games

Great Lakes Bowl

Kentucky 24, Villanova 14

1947 The Kentucky Wildcats made their first appearance on the bowl scene in the 1947 Great Lakes Bowl and came away with a 24-14 victory over Villanova before a crowd of 14,908 at Cleveland Municipal Stadium.

Kentucky, in its second year under head coach Paul "Bear" Bryant, finished at 8-3 on the season with the victory.

Quarterback-placekicker George Blanda gave Kentucky an early 3-0 lead in the first quarter. Blanda connected on a 27-yard field goal to put the Cats up and it remained that way until halftime.

Scoring Summary

VILLANOVA	0	0	0	14	- 14
KENTUCKY	3	0	7	14	- 24

UK - Blanda, 27 FG
UK - Howe, 29 run (Blanda PAT)
UK - Boller, 15 run (Blanda PAT)
UK - Boller, 49 interception return (Blanda PAT)
VU - Shehhan, 9 pass from Gordon
VU - Pasqunriello, 10 run

Attendance - 14,908

In the third quarter, UK's Jim Howe scampered 29 yards for a score. Blanda added the PAT and Kentucky led 10-0 after three periods.

Bill Boller scored both Kentucky touchdowns in the fourth period, romping 15 yards on a handoff from Blanda and racing 49 yards to paydirt with an interception. Blanda added both PATs to round out the Kentucky scoring.

Villanova also added a pair of fourth-quarter touchdowns, but it was not enough as Kentucky captured its first bowl victory in school history.

Orange Bowl

Santa Clara 21, Kentucky 13

1950 Kentucky committed three turnovers and let a seven-point halftime lead slip away in dropping its first major bowl game, 21-13, to Santa Clara in the 1950 Orange Bowl before a crowd of 64,816.

The Wildcats, 9-3, scored their first touchdown early in the second quarter as a result of a Santa Clara turnover. UK's John Netoskie recovered at fumble at the Wildcat 49 to set up Kentucky's first score. The Wildcats drove 51 yards in 14 plays as Wilbur Jamerson hammered over from two yards. Bobby Brooks added the PAT to make it 7-0.

Kentucky wasted a golden scoring opportunity late in the second quarter when Babe Parilli found Bill Leskovar for a 45-yard completion to the SC 3 with time running out. Leskovar and runningmate Don Phelps each were stopped short on their respective rush attempts and the clock ran out before UK could score. The Wildcats led 7-0 at halftime.

UK coach Paul "Bear" Bryant said afterward he should have sent in a pass play just before the half. "If it failed," he said, "the clock was killed then we could have tried a field goal."

Scoring Summary

KENTUCKY	0	7	0	6	- 13
SANTA CLARA	0	0	14	7	- 21

UK - Jamerson, 2 run (Brooks PAT)
SC - Pasco, 1 run (Vargas PAT)
SC - Haynes, 4 run (Vargas PAT)
UK - Clark, 52 pass from Parilli (PAT missed)
SC - Wraith, 16 run (Vargas PAT)

Attendance - 64,816

A short, 9-yard punt by Phelps set up Santa Clara's first score in the third quarter. After taking over on the SC 46, Bronco quarterback John Pasco hit Larry Williams on a 25-yard pass. Santa Clara eventually scored on a one-yard sneak by Pasco to tie the game, 7-7.

Santa Clara scored again later in the third period, thanks in part to a pass interference call against Kentucky. Hall Haynes went over from 4 yards to make it 14-7 after three quarters.

Parilli led Kentucky right back, hitting Emery Clark on a 52-yard touchdown strike. Brooks, however, missed the tying PAT, breaking a personal streak of 18 straight, as Santa Clara led 14-13 with 12 minutes left in the contest.

Santa Clara managed to hold off the Cats and added an insurance score with less than a minute left, a 16-yard TD run by Buster Wraith.

Sugar Bowl

Kentucky 13, Oklahoma 7

1951 Kentucky arrived on the national football scene and stunned national champion Oklahoma, 13-7, to capture the 1951 Sugar Bowl before 82,000 at New Orleans.

The Wildcats, 11-1, displayed a tough defense and opportunistic offense in snapping Oklahoma's 31-game winning streak, the longest in the nation at that time. More than 13,000 Kentucky fans made the long trip to New Orleans to watch the Southeastern Conference champions pick up their school record 11th win.

Under the direction of coach Paul "Bear" Bryant, Kentucky continually confused the favored Sooners with different defensive looks. The Wildcats used three tackles much of the time, causing OU quarterback Claude Arnold to hasten his playmaking.

Scoring Summary

OKLAHOMA	0	0	0	7	- 7
KENTUCKY	7	6	0	0	- 13

UK - Jamerson, 22 pass from Parilli (Gain PAT)
UK - Jamerson, 1 run (PAT missed)
OU - Green, 17 pass from Vessels (Weatherall PAT)

Attendance - 82,000

Inflicting the most damage on the Sooners was Walt Yowarsky, a tackle who had played less than five minutes on the defensive side of the football in 1950. Yowarsky operated at left end, next to Outland Trophy winner Bob Gain, and repeatedly sliced into the Sooner backfield to break up passes and to make Arnold hurry his hand-offs and laterals.

Yowarsky recovered a fumble on the OU 22 that set up

Kentucky in the Bowls

Dec. 6, 1947
Great Lakes Bowl
Kentucky 24, Villanova 14

Jan. 2, 1950
Orange Bowl
Santa Clara 21, Kentucky 13

Jan. 1, 1951
Sugar Bowl
Kentucky 13, Oklahoma 7
MVP: Walt Yowarsky

Jan. 1, 1952
Cotton Bowl
Kentucky 20, TCU 7
MVPs: Emery Clark, Ray Correll, Babe Parilli

Dec. 31, 1976
Peach Bowl
Kentucky 21, N. Carolina 0
Off. MVP: Rod Stewart
Def. MVP: Mike Martin

Dec. 22, 1983
Hall of Fame Bowl
W. Virginia 20, Kentucky 16
UK MVP: George Adams

Dec. 29, 1984
Hall of Fame Bowl
Kentucky 20, Wisconsin 19
MVP: Marc Logan

Dec. 31, 1993
Peach Bowl
Clemson 14, Kentucky 13
UK Offensive MVP: Pookie Jones
UK Defensive MVP: Zane Beehn

Jan. 1, 1999
Outback Bowl
Penn State 26, Kentucky 14

Dec. 29, 1999
HomePoint.com
Music City Bowl
Syracuse 20, Kentucky 13

Bowl Game Records

Team

Rushing

Rush Attempts: 35
(Great Lakes, 1947)
Net Rushing Yards: 318
(Peach, 1976)
Touchdowns Rushing: 3
(Great Lakes, 1947; Peach, 1976)

Passing

Pass Attempts: 48
(Outback, 1999)
Pass Completions: 30
(Outback, 1999; Music City 1999)
Had Intercepted: 2
(Orange, 1950; Outback, 1999)
Passing Yards: 336
(Outback, 1999)
Touchdowns Passing: 2
(Cotton, 1952; Outback 1999)

Total Offense

Offensive Plays: 81
(Outback, 1999)
Total Yards: 441
(Outback, 1999)

Scoring

Points Scored: 24
(Great Lakes, 1947)
Most Touchdowns: 3
(Great Lakes, 1947; Peach, 1976)
Most Field Goals: 2
(Hall of Fame, 1984; Peach, 1993; Music City 1999)
Most PATs: 3
(Great Lakes, 1947; Peach,1976)

First Downs

Most First Downs: 24
(Outback, 1999)
First Downs by Rush: 17
(Peach, 1976)
First Downs by Pass: 15
(Music City, 1999)

Fumbles

Most Fumbles: 4 (Peach, 1976)
Fumbles Lost: 2
(Peach, 1976; Peach, 1993)

Sugar Bowl Continued

UK's first touchdown. On the very next play, Babe Parilli hit Wilbur Jamerson in the right corner of the end zone for the touchdown. Gain added the PAT to make it 7-0 in the first quarter.

Kentucky marched 81 yards in the second quarter to go up 13-0. Jamerson dove over from the one to cap the drive, but Gain missed wide on the PAT.

The Wildcat defense, ranked number two in the nation, showed Oklahoma why late in the third quarter. The Sooners drove 67 yards with the second-half kickoff, sitting at the UK 3 with a first-and-goal. Yowarsky helped UK turn back the Sooners, throwing an OU runner for a five-yard loss on third down and Oklahoma eventually turned the ball over on downs.

Yowarsky, voted the game's MVP, thwarted another OU threat in the fourth quarter as he recovered a fumbled punt.

Oklahoma did score with seven minutes to play as Billy Vessels hit Merrill Green on a 17-yard pass for the touchdown. Jim Weatherall added the PAT.

The Wildcats managed to hold on to the football for all but one play the rest of the way to claim a stirring 13-7 win.

Cotton Bowl

Kentucky 20, TCU 7

1952 Quarterback Babe Parilli threw for two touchdowns to lead the Kentucky Wildcats to a 20-7 victory over the TCU Horned Frogs in the 1952 Cotton Bowl before a crowd of 75,349 at Dallas, Texas.

Scoring Summary

KENTUCKY	7	6	0	7	- 20
TCU	0	0	7	0	- 7

UK - Clark, 5 pass from Parilli (Jones PAT)
UK - Clark, 13 pass from Parilli (PAT missed)
TC - Floyd, 43 run (Flowers PAT)
UK - Hamilton, 3 run (Jones PAT)
Attendance - 75,349

Parilli, who completed 8 of 20 passes for 85 yards, tossed both touchdown strikes to Emery Clark. With the victory, the Wildcats ended the season at 8-4.

Kentucky got on the scoreboard first, as Parilli found Clark for the first of two TDs. Parilli hit Clark with a five-yard toss to culminate a 53-yard scoring march. Harry Jones added the PAT and Kentucky led 7-0 after one quarter.

In the second period, UK got its second touchdown when Parilli and Clark hooked up again. This time, Parilli found Clark on a 13-yard TD strike to cap a 57-yard drive. Jones missed on the PAT attempt and UK settled for a 13-0 lead in the second period with a little over 10 minutes left.

The Wildcat defense made that 13-point lead stand up until halftime as the Horned Frogs drove four times deep into UK territory. Led by All-American guard Ray Correll, the Wildcats turned TCU away on drives to the UK 4, 24, 5 and 2-yard lines to take a 13-0 lead at intermission.

TCU's Bobby Jack Floyd sliced the UK lead to 13-7 when he galloped 43 yards on a sweep. Floyd's run capped an 80-yard scoring drive which took only four plays. Keith Flowers added the PAT with 1:12 left in the third period.

Kentucky ended any thoughts of a TCU comeback, thwarting the only two Horned Frog offensive drives in the fourth period and scoring an insurance touchdown as well. Ed Hamilton sealed the UK victory with a three-yard score off left tackle with 3:33 left. Jones added the PAT for the final 20-7 score.

Peach Bowl

Kentucky 21, North Carolina 0

1976 Kentucky tailback Rod Stewart scored three touchdowns to lead the Wildcats to a 21-0 blanking of North Carolina before a sellout crowd of 54,132 in the 1976 Peach Bowl at Atlanta, Ga.

Scoring Summary

N. CAROLINA	0	0	0	0	- 0
KENTUCKY	0	0	7	14	- 21

UK - Stewart, 1 run (Pierce PAT)
UK - Stewart, 13 run (Pierce PAT)
UK - Stewart, 3 run (Pierce PAT)
Attendance - 54,132

The Wildcats, after a 25-year absence from the post-season bowl scene, returned in fine fashion as Kentucky completely smothered the Tar Heels. Kentucky outgained North Carolina 334-108 in total yards, limiting the Tar Heels to just five first downs and forcing five UNC turnovers.

After a scoreless first half, Kentucky went to work in the third period after UNC quarterback Matt Kupec fumbled at the Tar Heel 21. UK's James Ramey recovered and the Wildcats were in business.

Seven plays later, Stewart busted over from the one for the touchdown. John Pierce added the PAT and Kentucky led 7-0 after three quarters.

Stewart sent the 37,000-plus Kentuckians, who had followed UK to the Peach Bowl, into a frenzy with his second touchdown early in the fourth quarter. The Wildcats marched 57 yards in 9 plays as Stewart capped the drive with a 13-yard gallop behind All-American tackle Warren Bryant. Pierce was good on the PAT and Kentucky led 14-0 with 13:01 left to play.

The Big Blue had to go only 47 yards for their final score. Kentucky faced a fourth-and-one from the UNC 3 with a little over three minutes remaining. Once again, Stewart (104 yards on 19 carries) got the call and he picked up both - the first down and the touchdown. Pierce was true on the PAT and UK had put the game away.

Stewart tied the Peach Bowl record for most touchdowns and scoring with the 3 TDs and 18 points. He was named the game's MVP. The Most Valuable Defensive Player of the game was UK linebacker Mike Martin, who helped hold the Tarheels to just over 100 yards.

Hall of Fame Bowl

West Virginia 20, Kentucky 16

1983 Kentucky won much of the statistical battle but lost the war in dropping a tough 20-16 decision to the West Virginia Mountaineers in the 1983 Hall of Fame Bowl in Birmingham.

The Wildcats, in a bowl for the first time since 1976, outgained West Virginia 306-288 in total offense and held the edge in first downs 19-18 and passing yards 216-88. But 17 second-half points by West Virginia were too much for the Wildcats to overcome.

Scoring Summary

WEST VIRGINIA	3	0	7	10	- 20
KENTUCKY	0	10	0	6	- 16

WV - Woodside, 39 FG 3:54-1Q
UK - Jenkins, 26 pass from Mayes (Hutcherson PAT) 10:59-2Q
UK - Hutcherson, 32 FG 0: 38-2Q
WV -Hollins, 16 pass from Hostetler (Woodside PAT) 11:10-3Q
WV - Bennett, 2 pass from Hostetler (Woodside PAT) 11:15-4Q
WV - Woodside, 23 FG 9:18-4Q
UK - Phillips, 13 pass from Ransdell (PAT missed) 5:50-4Q

Attendance - 42,000

West Virginia scratched first as placekicker Paul Woodside connected on a 39-yard field goal late in the first quarter.

Kentucky countered with 10 points in the second stanza to take a 10-3 lead at halftime.

The Wildcats marched 54 yards in eight plays for their first score. Facing a third-and-three from the WV 26, Kentucky used some razzle-dazzle as Tony Mayes swept right, then threw back to quarterback Randy Jenkins in the left corner of the endzone for the TD. John Hutcherson added the PAT and UK led 7-3 with 10:59 left in the second period.

Jenkins hit two big passes late in the second quarter to help set up a 32-yard field goal by Hutcherson. Jenkins connected with Joe Phillips for a 19-yard pass play and then hit George Adams for a 14-yarder as Hutcherson connected with 38 seconds left in the half.

WVU kicker Paul Woodside fooled everyone to begin the second half. Woodside tried an on-side kick to start the half and then recovered it to give the Mountaineers the football at the UK 48. Eight plays later, QB Jeff Hostetler found Rich Hollins for a 16-yard TD strike. Woodside added the PAT and it was 10-10 with 11:10 left in the third quarter.

West Virginia scored twice in a span of two minutes early in the fourth quarter to take a commanding 20-10 lead. Hostetler capped off a 10-play, 81-yard drive with a 2-yard scoring toss to Rob Bennett to make it 17-10 with 11:15 left to play.

Two plays later, West Virginia took over after an interception of a Jenkins pass at the UK 16. The interception set up a 23-yard field goal by Woodside as the Mountaineers went up 20-10 with 9:18 remaining.

Kentucky freshman quarterback Bill Ransdell led the Wildcats back, marching UK 92 yards in 11 plays following the kickoff. Ransdell hit Phillips for a 13-yard scoring toss to make it 20-16 with 5:50 left. Hutcherson missed the PAT.

The Wildcats got one more shot, but could get no further than the UK 37.

Hall of Fame Bowl

Kentucky 20, Wisconsin 19

1984 Kentucky's Joey Worley booted a career-long 52-yard field goal with just under nine minutes remaining to give the Wildcats a thrilling 20-19 victory over the Wisconsin Badgers in the 1984 Hall of Fame Bowl in Birmingham.

Worley, a freshman, helped Kentucky overcome a nine-point deficit in the second half with his school and bowl record field goal.

Scoring Summary

WISCONSIN	10	6	3	0	- 19
KENTUCKY	0	7	10	3	- 20

UW - Gregoire, 40 FG 11:32-1Q
UW - McFadden, 3 pass from Howard (Gregoire PAT) 5:34 -1Q
UW - Gregoire, 27 FG 7:05-2Q
UK - Logan, 9 run (Worley PAT) 1:29-2Q
UW - Gregoire, 20 FG 0:02-2Q
UK - Worley, 22 FG 11:28-3Q
UW - Gregoire, 40 FG 9:04-3Q
UK - Logan, 27 pass from Ransdell (Worley PAT) 0:26-3Q
UK - Worley, 52 FG 8:55-4Q

Attendance - 47,300

Wisconsin jumped on top early, scoring twice in the first quarter. Todd Gregoire nailed a 40-yard field goal just under four minutes into the game and Michael Howard hit Thad McFadden with a 3-yard TD pass. Gregoire added the PAT and the Badgers led 10-0 with 5:34 left in the opening period.

Gregoire added another field goal, this one from 27 yards, to make it 13-0 with 7:05 left in the second period.

Kentucky got on the board after safety Paul Calhoun intercepted a Howard pass to give UK possession at the Badger 42. It took Kentucky just five plays to score as Marc Logan went over from nine yards. Worley added the PAT to cut the deficit to 13-7 with 1:29 left in the half.

Wisconsin was not through. The Badgers used four running plays, two passes and a costly 15-yard penalty to move the football to the UK 3 with two seconds left in the half. From there, Wisconsin decided on a Gregoire field goal (20-yarder) to take a 16-7 edge at halftime.

Kentucky narrowed the gap to 16-10 on a 22-yard field goal by Worley with 11:28 left in the third quarter. But Gregoire responded with a 40-yarder two minutes later to move the count back to nine, 19-10.

Behind UK quarterback Bill Ransdell, the Wildcats marched 82 yards in 11 plays later in the quarter to get within two, 19-17. Ransdell hit Logan on a screen pass to cover the final 27 yards and with the Worley PAT, UK was back in it with 26 seconds left in the third quarter.

The next time Kentucky got the ball, Ransdell moved the Cats into position for Worley's 52-yarder. Starting from the UK 22, tailback Mark Higgs got the call four consecutive times, then it was Adams' turn the next four plays. Facing a fourth-and-two at the UW 34, Worley nailed the game-winner with 8:55 left.

Wisconsin came back and marched to the UK 8 with less than two minutes left. With the Badgers facing a fourth-and-six, Gregoire was called on for his fifth field goal attempt. This time, the snap from center was bobbled and UK had sealed the victory.

Bowl Game Records

Individual

Rushing Yards

104 Rod Stewart (19 att.), Peach, 1976
83 Bill Leskovar (22 att.), Orange, 1950
75 George Adams (19 att.), Hall of Fame, 1983

Pass Attempts

48 Tim Couch (30 comp.), Outback, 1999
43 Dusty Bonner (30 comp.), Music City, 1999
34 Bill Ransdell (18 comp.), Hall of Fame, 1984

Pass Completions

30 Dusty Bonner (43 att.), Music City, 1999
30 Tim Couch (48 att.), Outback, 1999
18 Bill Ransdell (34 att.), Hall of Fame, 1984

Passing Yards

336 Tim Couch (30 of 48), Outback, 1999
308 Dusty Bonner (30 of 43) Music City, 1999
188 Bill Ransdell (18 of 34), Hall of Fame, 1984

Offensive Plays

58 Tim Couch (8 rush, 48 pass), Outback, 1999
52 Dusty Bonner (9 rush, 43 pass), Music City, 1999
41 Bill Ransdell (7 rush, 34 pass), Hall of Fame, 1984

Total Yards

344 Tim Couch (8 rush, 336 pass), Outback, 1999
324 Dusty Bonner (16 rush, 308 pass), Music City, 1999
193 Bill Ransdell (5 rush, 188 pass), Hall of Fame, 1984

Receptions

8 Anthony White (85 yards), Music City, 1999
7 Jim Howe (57 yards), Great Lakes, 1947
7 Derek Homer (64 yards), Outback, 1999
7 Anthony White (40 yards), Outback, 1999

Receiving Yards

85 Anthony White (8 rec.), Music City, 1999
79 James Whalen (4 rec.), Music City, 1999
78 Joe Phillips (6 rec.), Hall of Fame, 1983

Team Statistics

	Kentucky	Clemson
First Downs	20	14
Rush Attempts/ Net Rushing Yards	34/139	46/119
Passing C/A/I	16/32/0	8/16/3
Net Passing Yards	154	129
Offensive Plays	66	62
Total Offense	293	248
Fumbles/Lost	2/2	1/0
Penalties/Yards	4/35	10/75
Punts/Average	5/40.6	6/38.8
Third Down Conversions	5/14	6/14
Time of Possession	28:51	31:09

Individual Statistics

— Rushing —

Kentucky: Williams 13-58, Hood 8-36, Jones 8-19
Clemson: Blunt 15-58, E. Smith 8-45-1TD

— Passing —

Kentucky: Jones 16/32/0/154/1TD
Clemson: Sapp 5/9/1/109/1TD, McCleon 3/7/2/20/0TD

— Receiving —

Kentucky: Calvert 2-32, Wyatt 4-28, Chatmon 3-27-1TD
Clemson: E. Smith 1-57, T. Smith 4-56-1TD

(Top Left)
Moe Williams led the ground game with 58 rushing yards.

(Top Right)
The Wildcats huddle prior to the opening kickoff.

(Bottom Left)
Pookie Jones threw for 154 yards and a touchdown.

(Bottom Right)
Defensive end Chris Ward in pursuit.

Peach Bowl

Clemson 14, Kentucky 13

1993 The Wildcats met the 24th-ranked Clemson Tigers in the 26th annual Peach Bowl and came within one minute of winning their sixth bowl in eight tries. But a Clemson TD in the closing seconds sent UK home with a 14-13 loss.

Scoring Summary

Clemson	7	0	0	7	- 14
KENTUCKY	0	3	0	10	- 13

C - Smith, 2-yard TD (Welch PAT)-1Q
UK - Nickels, 34-yard FG-2Q
UK - Chatmon, 5-yard pass from Jones (Nickels PAT)-4Q
UK - Nickels 26-yard FG-4Q
C - Smith, 21-yard pass from Sapp (Welch PAT)-4Q

Attendance - 63,416

Kentucky took the opening kickoff and marched down the field to the Clemson two-yard line, where what appeared to be a QB Pookie Jones-to-WB Alfonzo Browning TD was instead a turnover when Browning fumbled the ball while attempting to extend it over the goal line.

Clemson took over on its own one and proceeded to march 99 yards for the game's first score, a two-yard TD plunge by TB Emory Smith. The PAT gave the Tigers a 7-0 lead. Clemson ran the ball 15 times and attempted only three passes in the drive.

Kentucky was stopped again at the one-yard line before the Wildcats finally scored on Nicky Nickels' 34-yard FG in the second period, making the score Clemson 7, Kentucky 3.

UK captured the lead early in the fourth quarter when Jones hit WR Mark Chatmon with a five-yard TD pass, making it UK 10, Clemson 7. Nickels added another FG, this one from 26 yards, to extend UK's lead to 13-7. But after Dan Ariza's 55-yard punt pinned the Tigers inside their own 18-yard line, QB Patrick Sapp hit Smith with a 57-yard screen pass to move Clemson into scoring position. With less than a minute remaining, LB Marty Moore intercepted a Sapp pass, but fumbled it back, giving Clemson a second chance. The Tigers capitalized when Sapp hit WR Henry Smith with the game-winning 21-yard TD pass. Kentucky got the ball back with less than 20 seconds remaining, but could move no farther than its own 40.









Outback Bowl

Penn State 26, Kentucky 14

1999 Playing on New Year's Day for the first time in 47 years, the Kentucky Wildcats jumped out to an early lead, but the Penn State Nittany Lions rallied for a 26-14 victory in the Outback Bowl in Tampa, Fla.

Although the game was played in Tampa, the Wildcats certainly felt at home. Heavy ticket demand gave the Outback Bowl its first sellout ever, as more than 40,000 UK fans were packed among the 66,005 patrons in Raymond James Stadium.

Kentucky got on the board first with 7:36 remaining in the first quarter. At the PSU 36-yard line, under heavy pressure, quarterback Tim Couch lofted a rainbow into the end zone that wide receiver Lance Mickelsen caught for a touchdown.

Later in the opening period, UK stretched the lead to 14-3 with a 64-yard drive, capped by a 16-yard TD pass from Couch to halfback Anthony White. Key plays on the drive included a 22-yard pass from Couch to wide receiver Kevin Coleman and a 30-yard aerial to Mickelsen.

From the second quarter, however, Penn State chipped away. Quarterback Kevin Thompson hit flanker Joe Nastasi with a 56-yard touchdown bomb. A second field goal from Travis Forney narrowed the UK advantage to 14-13 at halftime.

The Nittany Lions took the lead for good in the third quarter on two more field goals by Forney, giving him four on the day. Penn State put the game away in the fourth quarter with a 19-yard end-around TD run by Chafie Fields.

Meanwhile, the PSU defense shut out the Wildcats the last three quarters. Kentucky continued to move the ball, but three scoring opportunities came up empty - one on an interception, one on a missed field goal, and the other when the Wildcats were held on downs.

Kentucky actually outgained Penn State, 441 yards to 420. UK might have done even better, but the Wildcats offensive line was missing three senior starters, all of whom were replaced by freshmen.

Couch paced the attack by completing 30 of 48 passes for 336 yards and two TDs, completing his streak of at least 300 passing yards and at least one TD pass in every game this season. Running backs Anthony White and Derek Homer caught seven balls each. White totaled 101 yards on the day, with eight rushes for 61 yards and seven receptions for 40 yards.

Scoring Summary

KENTUCKY	14	0	0	0	- 14
PENN STATE	3	10	6	7	- 26

UK - Mickelsen, 36 pass from Couch (Hanson kick), 7:43 1Q
PSU - Forney, 43 FG, 5:25 1Q
UK - A. White, 16 pass from Couch (Hanson kick), 3:51 1Q
PSU - Nastasi, 56 pass from Thompson (Forney kick), 12:33 2Q
PSU - Forney, 26 FG, 1:03 2Q
PSU - Forney, 21 FG, 7:51 3Q
PSU - Forney, 25 FG, 0:13 3Q
PSU - Fields, 19 run (Forney kick), 11:03 4Q

Attendance - 66,005



(top)
Lance Mickelsen made a beautiful leaping catch for a 36-yard touchdown reception.



(left)
Anthony White scored on 16-yard touchdown pass from Tim Couch.

Team Statistics

	Kentucky	Penn State
First Downs	24	24
Rush Attempts/ Net Rushing Yards	33/105	43/233
Passing C/A/I	30/48/2	14/27/0
Net Passing Yards	336	187
Offensive Plays	81	70
Total Offense	441	420
Fumbles/Lost	1/1	1/1
Penalties/Yards	14/103	8/58
Punts/Average	3/17.0	3/30.3
Third Down Conversions	4/15	3/13
Time of Possession	32:53	27:07

Individual Statistics

— Rushing —

Kentucky: A. White 8-61, Homer 12-26
Penn State: McCoo 21-105, Harris 13-54, Fields 2-48-1TD, Cerimele 5-21

— Passing —

Kentucky: Couch 30/48/2/336/2TD
Penn State: Thompson 14/27/0/187/1TD

— Receiving —

Kentucky: Mickelsen 3-65-1TD, Homer 6-64, Coleman 3-47, A. White 7-40-1TD
Penn State: Stewart 7-71, Nastasi 2-70-1TD, McCoo 3-32

— Tackles —

Kentucky: Zurcher 13, Da. Johnson 11, E. Kelly 11, Snedegar 11
Penn State: King 11, Short 8, Brown 7, Arrington 7

Team Statistics

	Kentucky	Syracuse
First Downs	18	19
Rush Attempts/ Net Rushing Yards	23/57	47/276
Passing C/A/I	30/43/1	11/15/0
Net Passing Yards	308	128
Offensive Plays	68	62
Total Offense	365	404
Fumbles/Lost	3/1	3/2
Penalties/Yards	4/20	3/20
Punts/Average	4/45	3/33
Third Down Conversions	8 of 17	6 of 12
Time of Possession	28:36	31:24

Individual Statistics

— Rushing —

Kentucky: Homer 1-24, Bonner 9-16, Pinner 7-5, Shanklin 1-3-1TD

Syracuse: Mungro 12-162-2TD, Brown 22-87, Johnson 6-28-1TD

— Passing —

Kentucky: Bonner 30/43/1/308/0, team 0/2/0/0/0

Syracuse: Nunes 11/15/0/128/0

— Receiving —

Kentucky: White 8-85, D. Smith 5-56, Shanklin 5-34, Whalen 4-79

Syracuse: Spotwood 5-77, Woodcock 2-37

— Tackles —

Kentucky: Murphy 15, McCree 10, Massey 9, Wajda 8

Syracuse: Bullock 20, Pettijohn 10, Ford 8, McIntosh 8

HomePoint.com Music City Bowl

Syracuse 20, Kentucky 13

1999 Playing in back-to-back bowl games for the first time since 1983-84, the Kentucky Wildcats went down to the wire before falling to Syracuse, 20-13, in the HomePoint.com Music City Bowl in Nashville. Kentucky played before a heavily partisan crowd, as almost all of the 59,221 fans were pulling for the Wildcats.

Scoring Summary

SYRACUSE	0	7	0	13	—	20
KENTUCKY	10	0	0	3	—	13

UK – Shanklin 3 run (Samuel kick)…11:58 1st Qtr
UK – Samuel 22 FG…6:31 1st Qtr
SU – Johnson 2 run (Trout kick)…1:56 2nd Qtr
UK – Samuel 35 FG…10:39 4th Qtr
SU – Mungro 32 run (Trout kick)…9:08 4th Qtr
SU – Mungro 20 run (Brown run failed)…1:42 4th Qtr

Attendance - 59,221

Kentucky blazed to a 10-0 lead in the first quarter. The Wildcats took the opening kickoff and maneuvered 79 yards for a touchdown. Tight end James Whalen set up the TD with a 45-yard reception and Kendrick Shanklin ran it in from the three-yard line.

The Wildcats held on defense, forcing a punt. Quarterback Dusty Bonner again drove the Wildcats inside the 10-yard line before settling for a 22-yard field goal by Marc Samuel. Whalen, however, was injured during the series and was lost for the remainder of the game. Already having caught four passes for 79 yards midway through the first quarter, his presence was sorely missed.

The Kentucky defense continued to stop Syracuse, including two fumble recoveries and a blocked field goal, but the Orangemen got on the board late in the second quarter. The Wildcats led at halftime, 10-7.

A scoreless third quarter led to a dramatic final stanza. Samuel extended the UK lead to 13-7 with a 35-yard field goal. Syracuse countered with two scoring runs by James Mungro, taking a 20-13 lead.

Kentucky got its last chance by taking over on its own four-yard line with only 1:35 remaining and no timeouts. Bonner did a great job of moving the team to the Syracuse 41-yard line, but ran out of time, and a desperation heave on the game's final play fell incomplete.

Bonner led the UK attack by completing 30 of 43 passes for 308 yards and he also ran for 16 yards. In his final game as a Wildcat, running back Anthony White caught eight passes for 85 yards – both figures setting UK bowl records.

Linebacker Ryan Murphy led the defense in tackles with a career-high 15 stops. Linebacker Marlon McCree had an outstanding game. He tied his career high for tackles with 10, including two tackles for loss and a quarterback sack, caused two fumbles, and recovered a fumble. Defensive tackle George Massey (nine) and free safety Anthony Wajda (eight) each tied his career high for tackles.

The Wildcats blocked two field goals, one each by defensive end Dennis Johnson and another by linebacker Jamal White.





(top) Dennis Johnson (56) blocked this Syracuse field goal attempt. Later in the game, Jamal White (47) also blocked a field goal attempt.

(left) Kendrick Shanklin bulled his way into the end zone for a three-yard touchdown run.

The Records



Tommy Cook, a stalwart on the punt coverage team, helped the Wildcats break the school record for net punting average last season.

Individual Records

Kentucky Individual Old-Time Records (1891-1945)

Rushing

Most Yards Rushing, Career

2083 Bob Davis, 1935-37

Most Yards Rushing, Game

280 Shipwreck Kelly vs. Maryville, 1930
267 Bob Davis vs. Wash.& Lee, 1937
246 Bob Davis vs. Maryville, 1936

Most Touchdowns Rushing, Game

5 Jim Park vs. Earlham, 1914

Passing

Most Pass Attempts, Game

27 Jim Park vs. Earlham, 1914

Most Pass Completions, Game

19 Jim Park vs. Earlham, 1914

Most Touchdown Passes Thrown, Game

5 Jim Park vs. Earlham, 1914

Scoring

Most Points Scored, Career

180 Bob Davis, 1935-37

Most Points Scored, Season

75 Carey Spicer, 1930

Most Points Scored, Game

43 Cecil Tuttle vs. Maryville, 1914 (six TDs, seven extra points)

Most Touchdowns, Career

30 Bob Davis, 1935-37

Most Touchdowns, Season

11 Bob Davis, 1936
11 Bob Davis, 1937
11 Carey Spicer, 1930

Most Touchdowns, Game

6 Cecil Tuttle vs. Maryville, 1914

Punting

Most Punts, Career

234 Ralph Kercheval, 1931-33

Most Punts, Season

101 Ralph Kercheval, 1933

Most Punts, Game

30 Bert Johnson vs. Wash. & Lee,1934

Most Punting Yards, Career

9749 Ralph Kercheval, 1931-33

Most Punting Yards, Season

4394 Ralph Kercheval, 1933

Total Offense

Offensive Plays

Most Offensive Plays, Career

1368 Jared Lorenzen (8341 yards), 2000-2002
1338 Tim Couch (8160 yards), 1996-98
996 Bill Ransdell (5456 yards), 1983-86
871 Pookie Jones (4313 yards), 1991-93
870 Randy Jenkins (3842 yards), 1979-83

Most Offensive Plays, Season

635 Jared Lorenzen (3827 yards), 2000
617 Tim Couch (4151 yards), 1998
613 Tim Couch (3759 yards), 1997
576 Dusty Bonner (3125 yards), 1999
347 Bill Ransdell (1720 yards), 1985

Most Offensive Plays, Game

74 Tim Couch vs. LSU (392), Nov. 1, 1997

Total Yards

Most Total Offensive Yards, Career

8341 Jared Lorenzen (1368 plays), 2000-2002
8160 Tim Couch (1338 plays), 1996-98
5456 Bill Ransdell (996 plays), 1983-86
4313 Pookie Jones (871 plays), 1991-93
4139 Rick Norton (812 plays), 1963-65

Most Total Offensive Yards, Season

4151 Tim Couch (617 plays), 1998
3827 Jared Lorenzen (635 plays), 2000
3759 Tim Couch (613 plays), 1997
3125 Dusty Bonner (576 plays), 1999
2298 Jared Lorenzen (346 plays), 2001

Most Total Offensive Yards, Game

525 Jared Lorenzen vs. Georgia (62), Oct. 21,2000
498 Tim Couch vs. Louisville (42), Sept. 5, 1998
492 Tim Couch vs. Vanderbilt (57), Nov. 14, 1998
485 Jared Lorenzen vs. Vanderbilt (42), Nov. 10, 2001
475 Tim Couch vs. Tennessee (59), Nov. 22, 1997

Rushing

Rushing Attempts

Most Rush Attempts, Career

777 Sonny Collins (3835 yards), 1972-75
638 George Adams (2648 yards), 1981-84
618 Moe Williams (3333 yards), 1993-95
532 Mark Higgs (2892 yards), 1984-87

Most Rush Attempts, Season

294 Moe Williams (1600 yards), 1995
283 Artose Pinner (1414 yards), 2002
253 George Adams (1085 yards), 1984
248 Sonny Collins (1150 yards), 1975

Most Rush Attempts, Game

41 Derick Logan vs. Mississippi State (186), Nov. 9, 1996
41 Derick Logan vs. Georgia (140), Oct. 26, 1996
40 Moe Williams vs. Cincinnati (272), Nov. 11, 1995
40 Moe Williams vs. South Carolina (299), Sept. 23, 1995

Net Yards Rushing

Most Rushing Yards, Career

3835 Sonny Collins (777 att.), 1972-75
3333 Moe Williams (618 att.), 1993-95
2892 Mark Higgs (532 att.), 1984-87
2648 George Adams (638 att.), 1981-84

Most Rushing Yards, Season

1600 Moe Williams (294 att.), 1995
1414 Artose Pinner (283 att.), 2002
1278 Mark Higgs (193 att.), 1987
1213 Sonny Collins (224 att.), 1973

Most Rushing Yards, Game

299 Moe Williams vs. South Carolina (40), Sept. 23, 1995
272 Moe Williams vs. Cincinnati (40), Nov. 11, 1995
238 Moe Williams vs. Mississippi State (35), Oct. 28, 1995
238 Ivy Joe Hunter vs. Vanderbilt (30), Nov. 8, 1986

Average Yards Per Attempt

Best Average Per Rushing Attempt, Career (min. 200)

5.43 Mark Higgs (532/2892), 1984-87
5.39 Moe Williams (618/3333), 1993-95
5.13 Bill Leskovar (231/1236), 1949-51
4.93 Sonny Collins (777/3835), 1972-75

Best Average Per Rushing Attempt, Season (min. 100)

6.62 Mark Higgs (193/1278), 1987
6.02 Ivy Joe Hunter (103/621), 1986
5.74 Ralph Paolone (108/620), 1953
5.73 Tom Fillion (117/671), 1951

Rushing Touchdowns

Most Touchdowns Rushing, Career

26 Moe Williams, 1993-95
26 Sonny Collins, 1972-75
25 Mark Higgs, 1984-87
25 George Adams, 1981-84
25 Derrick Ramsey, 1975-77

Most Touchdowns Rushing, Season

17 Moe Williams, 1995
13 Artose Pinner, 2002
13 George Adams, 1984
13 Derrick Ramsey, 1977
13 Sonny Collins, 1973

Most Touchdowns Rushing, Game

4 Artose Pinner vs. Vanderbilt, Nov. 16, 2002
4 Moe Williams vs. South Carolina, Sept. 23, 1995
4 Sonny Collins vs. Miss. State, Oct. 6, 1973
4 Rodger Bird vs. Vanderbilt, Nov. 6, 1965

Longest Rushing Play

Longest Run From Scrimmage, Game

t91 Harry Jones vs. George Washington, Nov. 17, 1951
88 Bernie Scruggs vs. Georgia, Oct. 24, 1970
t88 Bill Ransdell vs. Xavier, Nov. 12, 1960

100-Yard Rushing Games

Most 100-Yard Rushing Games, Career

18 Sonny Collins, 1972-75
13 Moe Williams, 1993-95
11 Artose Pinner, 1999-2002
10 George Adams, 1981-84
9 Mark Higgs, 1984-87

Most 100-Yard Rushing Games, Season

8 Artose Pinner, 2002
7 Moe Williams, 1995
6 Mark Higgs, 1987
6 George Adams, 1984
6 Sonny Collins, 1975

Passing

Pass Attempts

Most Passes Attempted, Career

1184 Tim Couch (795 comp.), 1996-98
1178 Jared Lorenzen (671 comp.) 2000-02
816 Bill Ransdell (469 comp.), 1983-86
699 Randy Jenkins (363 comp.), 1979-83
598 Rick Norton (298 comp.), 1963-65

Most Passes Attempted, Season

559 Jared Lorenzen (321 comp.), 2000
553 Tim Couch (400 comp.), 1998
547 Tim Couch (363 comp.), 1997
465 Dusty Bonner (303 comp.), 1999
327 Jared Lorenzen (183 comp.), 2002

Most Passes Attempted, Game

67 Tim Couch vs. Arkansas (47), Oct. 3, 1998
66 Tim Couch vs. LSU (41), Nov. 1, 1997
62 Dusty Bonner vs. Louisville (34), Sept. 4, 1999
61 Tim Couch vs. Florida (40), Sept. 26, 1998
61 Tim Couch vs. Mississippi State (39), Sept. 6, 1997

Pass Completions

Most Passes Completed, Career

795 Tim Couch (1184 att.), 1996-98
671 Jared Lorenzen (1178 att.), 2000-02
469 Bill Ransdell (816 att.), 1983-86
363 Randy Jenkins (699 att.), 1979-83
331 Babe Parilli (592 att.), 1949-51

Most Passes Completed, Season

400 Tim Couch (553 att.), 1998
363 Tim Couch (547 att.), 1997
321 Jared Lorenzen (559 att.), 2000
303 Dusty Bonner (465 att.), 1999
183 Jared Lorenzen (327 att.), 2002

Most Passes Completed, Game

47 Tim Couch vs. Arkansas (67), Oct. 3, 1998
44 Tim Couch vs. Vanderbilt (53), Nov. 14, 1998
41 Tim Couch vs. LSU (66), Nov. 1, 1997
41 Tim Couch vs. Georgia (55), Oct. 25, 1997
40 Tim Couch vs. Florida (61), Sept. 26, 1998

Interceptions Thrown

Most Interceptions Thrown, Career

53 Randy Jenkins, 1979-83
44 Rick Norton, 1963-65
37 Babe Parilli, 1949-51

Most Interceptions Thrown, Season

21 Dave Bair, 1967
21 Jared Lorenzen, 2000
20 Randy Jenkins, 1982
19 Tim Couch, 1997

Most Interceptions Thrown, Game

6 Bernie Scruggs vs. West Virginia, Nov. 1, 1969
6 Rick Norton vs. LSU, Oct. 16, 1965
5 Dave Bair vs. Tennessee, Nov. 25, 1967
5 Dusty Bonner vs. Tennessee, Nov. 20, 1999

Net Passing Yards

Most Yards Passing, Career

8435 Tim Couch (795/1184), 1996-98
8133 Jared Lorenzen (671/1178), 2000-02
5564 Bill Ransdell (469/816), 1983-86
4514 Rick Norton (298/598), 1963-65
4351 Babe Parilli (331/592), 1949-51



Most Yards Passing, Season

4275 Tim Couch (400/553), 1998
3884 Tim Couch (363/547), 1997
3687 Jared Lorenzen (321/559), 2000
3266 Dusty Bonner (303/465), 1999
2267 Jared Lorenzen (183/327), 2002

Most Yards Passing, Game

528 Jared Lorezen vs. Georgia (39/58), Oct. 21, 2000
499 Tim Couch vs. Arkansas (47/67), Oct. 3, 1998
498 Tim Couch vs. Louisville (29/39), Sept. 5, 1998
492 Tim Couch vs. Vanderbilt (44/53), Nov. 14, 1998
476 Tim Couch vs. Tennessee (35/50), Nov. 22, 1997

Completion Percentage

Best Completion Percentage, Career (min. 100 comp.)

.671 Tim Couch (795/1184), 1996-98
.653 Dusty Bonner (313/479), 1997, 99
.575 Bill Ransdell (469/816), 1983-86
.570 Jared Lorenzen (671/1178), 2000-02
.570 Freddie Maggard (239/419), 1988-91

Best Completion Percentage, Season (min. 75 comp.)

.723 Tim Couch (400/553), 1998
.664 Tim Couch (363/547), 1997
.652 Dusty Bonner (303/465), 1999
.604 Billy Jack Haskins (93/154), 1995
.589 Bill Ransdell (151/256), 1986

Best Completion Percentage, Game (min. 10 comp.)

.869 Bill Ransdell (20/23) vs. Florida, Nov. 15, 1986
.866 Kevin Dooley (13/15) vs. Indiana, Sept. 19, 1987

Touchdown Passes

Most Touchdown Passes Thrown, Career

74 Tim Couch, 1996-98
62 Jared Lorenzen, 2000-02
50 Babe Parilli, 1949-51
26 Rick Norton, 1963-65
26 Dusty Bonner, 1997, 99

Most Touchdown Passes Thrown, Season

37 Tim Couch, 1997
36 Tim Couch, 1998
26 Dusty Bonner, 1999
24 Jared Lorenzen, 2002

Most Touchdown Passes Thrown, Game

7 Tim Couch vs. Indiana, Sept. 20, 1997
7 Tim Couch vs. Louisville, Sept. 5, 1998
6 Tim Couch vs. Northeast Louisiana, Oct. 18, 1997
6 Jared Lorenzen vs. Vanderbilt, Nov. 10, 2001

Longest Pass

Longest Pass From Scrimmage, Game

t97 Couch/Craig Yeast vs. Florida, Sept 26, 1998
t92 Bair/Dicky Lyons vs. Georgia, Oct. 26, 1968
89 Lorenzen/Derek Smih vs. Georgia, Oct 21, 2000
t87 Couch/Kio Sanford vs. Tennessee, Nov. 22, 1997
86 Lorenzen/Ernest Simms vs. Georgia, Oct. 21, 2000

Consecutive Completions

Most Consecutive Completions, Game

16 Dusty Bonner vs. Connecticut (34/40), Sept. 11, 1999
13 Tim Couch vs. Georgia (34/46), Oct. 24, 1998
13 Tim Couch vs. Eastern Kentucky (32/41), Sept. 12, 1998
13 Tim Couch vs. Tennessee (35/50), Nov. 22, 1997

Receiving

Receptions

Most Pass Receptions, Career

208 Craig Yeast (2899 yards), 1995-98
194 Anthony White (1520 yards), 1996-99
146 Derek Abney (1723 yards), 2000-02
129 Derek Homer (1052 yards), 1997-2000
120 James Whalen (1324 yards), 1997-99

Most Pass Receptions, Season

90 James Whalen (1019 yards), 1999
85 Craig Yeast (1311 yards), 1998
78 Anthony White (582 yards), 1998
73 Craig Yeast (873 yards), 1997
66 Derek Abney (741 yards), 2001

Most Pass Receptions, Game

16 Craig Yeast (269) vs. Vanderbilt, Nov. 14, 1998
12 James Whalen (85) vs. Florida, Sept. 25, 1999
12 Derek Abney (123) vs. Miss. State, Nov. 3, 2001
11 James Whalen (99) vs. Miss. State, Nov. 4, 1999
11 Jim Campbell (140) vs. Bowling Green, Sept. 27, 1980

Net Receiving Yards

Most Receiving Yards, Career

2899 Craig Yeast (208 rec.), 1995-98
1743 Quentin McCord (112 rec.), 1996, 1998-2000
1723 Derek Abney (146 rec.), 2000-02
1520 Anthony White (194 rec.), 1996-99
1508 Felix Wilson (90 rec.), 1977-79)

Most Receiving Yards, Season

1311 Craig Yeast (85 rec.), 1998
1019 James Whalen (90 rec.), 1999
873 Craig Yeast (73 rec.), 1997
799 Quentin McCord (45 rec.), 2000
741 Derek Abney (66 rec.), 2001

Most Receiving Yards, Game

269 Craig Yeast vs. Vanderbilt (16), Nov. 14, 1998
206 Craig Yeast vs. Florida (6), Sept. 26, 1998
185 Rick Kestner vs. Ole Miss (9), Sept. 26, 1964
170 Dee Smith vs. Tennessee (7), Nov. 21, 1987
167 Larry Seiple vs. Houston (5), Nov. 13, 1965

Average Yards Per Reception

Best Yards Per Reception Average, Career (min. 40)

19.7 Larry Seiple (72/1422), 1964-66
16.7 Felix Wilson (90/1508), 1977-79
16.5 Aaron Boone (59/974), 2001-02
16.4 Al Bruno (52/855), 1948-50

Best Yards Per Reception Average, Season (min. 20)

23.5 Larry Seiple (27/635), 1965
17.9 Allan Watson (30/536), 1980
17.8 Larry Seiple (28/499), 1966
17.8 Quentin McCord (45/799), 2000

Touchdown Receptions

Most Touchdown Pass Receptions, Career

28 Craig Yeast, 1995-98
17 Steve Meilinger, 1951-53
16 Aaron Boone, 2001-02
15 Quentin McCord, 1996, 1998-2000

Most Touchdown Pass Receptions, Season

14 Craig Yeast, 1998
10 Al Bruno, 1950
10 Craig Yeast, 1997
10 James Whalen, 1999
10 Aaron Boone, 2002

Most Touchdown Pass Receptions, Game

4 Al Bruno vs. North Dakota, Nov. 18, 1950
4 Craig Yeast vs. Indiana, Sept. 20, 1997
4 James Whalen vs. Georgia, Oct. 23, 1999

All-Purpose Yardage

All Purpose Yards

Most All-Purpose Plays, Career

799 Sonny Collins (4123 yards), 1972-75
758 George Adams (4080 yards), 1981-84
660 Moe Williams (3719 yards), 1993-95
591 Mark Higgs (3387 yards), 1984-87

Most All-Purpose Plays, Season

320 Artose Pinner (1678 yards), 2002
317 Moe Williams (1826 yards). 1995
301 George Adams (1689 yards), 1984
252 Sonny Collins (1189 yards), 1975

Total Net Yards

Most All-Purpose Yards Gained, Career

4280 Craig Yeast (287 plays), 1995-98
4123 Sonny Collins (799 plays), 1972-75
4080 George Adams (758 plays), 1981-84
4035 Derek Abney (272 plays), 2000-2002

Most All-Purpose Yards Gained, Season

1922 Derek Abney (109 plays), 2002
1841 Craig Yeast (116 plays), 1998
1826 Moe Williams (317 plays), 1995
1692 Derek Abney (121 plays), 2001

Most All-Purpose Yards Gained, Game

429 Moe Williams vs. South Carolina (45 plays) Sept. 23, 1995

Average Yards Per Play

Best Yards Per Play Average, Career (min. 300)

8.44 Calvin Bird (318/2686), 1958-60
8.26 Darrell Cox (301/2487), 1961-63
7.57 Dicky Lyons (473/3582), 1966-68

Best Yards Per Play Average, Season (min. 150)

7.51 Dicky Lyons (188/1413), 1967
7.46 Dicky Lyons (187/1396), 1968
7.16 Rodger Bird (168/1204), 1964

Scoring

Points Scored

Most Points Scored, Career

246 Joey Worley (57fg/75pat), 1984-87
232 Seth Hanson (35fg/127 pat), 1997-98, 2000-01
192 Craig Yeast (32td), 1995-1998
167 Doug Pelfrey (34fg/65pat), 1990-92
166 George Adams (27td/2pat), 1981-84

Most Points Scored, Season

102 Moe Williams (17td), 1995
90 Artose Pinner (15td), 2002
90 Craig Yeast (15td), 1998
84 George Adams (14td), 1984

Most Points Scored, Game

25 Calvin Bird vs. Hawaii (4td/1pat), Sept. 13, 1958
24 Artose Pinner vs. Vanderbilt (4td), Nov. 16, 2002
24 Artose Pinner vs. Middle Tennessee (4td), Sept. 21, 2002
24 James Whalen vs. Georgia (4td), Oct. 23, 1999
24 Craig Yeast vs. Indiana (4td), Sept. 20, 1997
24 Moe Williams vs. South Carolina (4td), Sept. 23, 1995
24 Sonny Collins vs. Miss. State (4td), Oct. 6, 1973
24 Rodger Bird vs. Vanderbilt (4td), Nov. 6, 1965
24 Don Phelps vs. Michigan St. (4td), Nov. 2, 1946
24 Al Bruno vs. N.Dakota (4td), Nov. 18, 1950

Most Points Scored By Kicker, Career

246 Joey Worley (57fg/75pat), 1984-87
232 Seth Hanson (35fg/127pat), 1997-98, 2000-01
167 Doug Pelfrey (34fg/65pat) 1990-92

Most Points Scored By Kicker, Season

81 Seth Hanson (11 fg/48 pat), 1998
77 Marc Samuel (14 fg/35 pat), 1999
72 Joey Worley (19fg/15pat), 1985
70 Joey Worley (17fg/19pat), 1986

Most Points Scored by Kicker, Game

18 Doug Pelfrey vs. Miss. State (5/3), Oct. 31, 1992
15 Ken Willis vs. Rutgers (4/3), Oct. 14, 1989
14 Joey Worley vs. So.Miss. (4/2), Oct. 4, 1986
14 Joey Worley vs. BGSU (4/2), Sept. 14, 1985
14 Joey Worley vs. Clemson (4/2), Oct. 5, 1985
14 Marc Samuel vs. Indiana (3/5), Sept. 18, 1999

Touchdowns

Most Touchdowns Scored, Career

32 Craig Yeast, 1995-98
27 Moe Williams, 1993-95
27 George Adams, 1981-84
27 Rodger Bird, 1963-65

Most Touchdowns Scored, Season

17 Moe Williams, 1995
15 Craig Yeast, 1998
15 Artose Pinner, 2002
14 George Adams, 1984

more... Kentucky Individual Old-Time Records (1891-1945)

Most Punting Yards, Game

1155 Bert Johnson vs. Wash.& Lee, 1934

Best Punting Average, Career

44.8 Ralph Kercheval (234/9749), 1931-33

Long Plays

Rushing

83 Bob Davis vs. Maryville, 1936
80 Bob Davis vs. Wash. & Lee, 1937
80 Noah Mullins vs. S'western, 1941
77 Jim Parrott vs. Tennessee, 1944
75 Bob Davis vs. Georgia Tech, 1935
75 Bob Davis vs. Xavier, 1936
75 Noah Mullins vs. Xavier, 1939

Passing

84 Bert Johnson/Bob Davis vs. Xavier, 1936
80 Ermal Allen/Junior Jones vs. Georgia, 1939

Kickoff Returns

95 Noah Mullins vs. Wash. & Lee, 1940
90 Noah Mullins vs. Geo. Wash., 1940

Punts

78 Ralph Kercheval vs. Ga. Tech, 1933

Interception Returns

100 Bob Davis vs. Wash. & Lee, 1937
100 Charles Hughes vs. Alabama, 1924

See Moe Go For 429 Yards

Moe Williams enjoyed the greatest day ever by a UK running back on September 23, 1995, in the Wildcats' 35-30 win at South Carolina … Williams compiled 429 all-purpose yards (299 rushing, 57 receiving, 73 kickoff returns) — the second highest total in NCAA history … Williams set three SEC records and broke or tied five school records … He was named National Player of the Week by the National Football Foundation and National Offensive Player of the Week by *Sports Illustrated.*



Moe Williams

Most Touchdowns Scored, Game

4 Artose Pinner vs. Vanderbilt, Nov. 16, 2002
4 Artose Pinner vs. Middle Tennesse, Sept. 21, 2002
4 James Whalen vs. Georgia, Oct. 23, 1999
4 Craig Yeast vs. Indiana, Sept. 20, 1997
4 Moe Williams vs. South Carolina, Sept. 23, 1995
4 Sonny Collins vs. Miss. State, Oct. 6, 1973
4 Rodger Bird vs. Vanderbilt, Nov. 6, 1965
4 Calvin Bird vs. Hawaii, Sept. 13, 1958
4 Al Bruno vs. North Dakota, Nov. 18, 1950
4 Don Phelps vs. Michigan St., Nov. 2, 1946

Field Goals

Most Field Goals Made, Career

57 Joey Worley (85 att.), 1984-87
35 Seth Hanson (48 att.), 1997-98, 2000-01
34 Doug Pelfrey (52 att.), 1990-92
29 Ken Willis (41 att.), 1987-89
24 John Pierce (55 att.), 1974-76

Most Field Goals Made, Season

19 Joey Worley (28 att.), 1985
17 Ken Willis (22 att.), 1989
17 Joey Worley (25 att.), 1986
15 Seth Hanson (17 att.), 2000

Most Field Goals Made, Game

5 Doug Pelfrey vs. Miss. State (7), Oct. 31, 1992
4 Ken Willis vs. Rutgers (4), Oct. 14, 1989
4 Joey Worley vs. So.Miss. (4), Oct. 4, 1986
4 Joey Worley vs. BGSU (4), Sept. 14, 1985
4 Joey Worley vs. Clemson (4), Oct. 5, 1985

Most Field Goals Attempted, Career

85 Joey Worley (57 made), 1984-87
55 John Pierce (24 made), 1974-76
52 Doug Pelfrey (34 made), 1990-92
48 Seth Hanson (35 made), 1997-98, 2000-01

Most Field Goals Attempted, Season

28 Joey Worley (19 made), 1985
27 John Pierce (10 made), 1975
25 Joey Worley (17 made), 1986

Most Field Goals Attempted, Game

7 Doug Pelfrey vs. Miss. State (5), Oct. 31, 1992

Best Field Goal Percentage, Career (min. 10 made)

.824 Marc Samuel (14/17), 1997, 99
.729 Seth Hanson (35/48), 1997-98, 2000-01
.707 Ken Willis (29/41), 1987-89
.677 Tom Griggs (21/31), 1978-81
.670 Joey Worley (57/85), 1984-87

Best Field Goal Percentage, Season (min. 5 made)

.882 Seth Hanson (15/17), 2000
.833 Bob Jones (10/12), 1970
.824 Marc Samuel (14/17), 1999
.818 Tom Griggs (9/11), 1980
.773 Ken Willis (17/22), 1989

Longest Field Goals, Game

53 Doug Pelfrey vs. Indiana, Sept. 21, 1991
53 Doug Pelfrey vs. Cincinnati, Nov. 2, 1991
52 Doug Pelfrey vs. LSU, Oct. 17, 1992
52 Doug Pelfrey vs. Miss. State, Oct. 31, 1992
52 Doug Pelfrey vs. Florida, Nov. 16, 1991
52 Rick Strein vs. Kansas, Sept. 26, 1981
52 Joe Bryant vs. Va. Tech, Oct. 29, 1977
52 John Pierce vs. Florida, Sept. 16, 1974

Pats by Kicking

Most PATs Made By Kicking, Career

127 Seth Hanson (135 att.), 1997-98, 2000-01
75 Joey Worley (76 att.), 1984-87
65 Doug Pelfrey (69 att.), 1990-92

Most PATs Made By Kicking, Season

48 Seth Hanson (51 att.), 1998
37 Bob Gain (41 att.), 1950

Most PATs Made By Kicking, Game

10 Bob Gain vs. N.Dakota (10), Nov. 18, 1950

Most PATs Attempted By Kicking, Career

135 Seth Hanson (127 made), 1997-98, 2000-01
76 Joey Worley (75 made), 1984-87
69 Doug Pelfrey (65 made), 1990-92

Most PATs Attempted by Kicking, Season

51 Seth Hanson (48 made), 1998
41 Bob Gain (37 made), 1950

Most PATs Attempted by Kicking, Game

10 Bob Gain vs. N.Dakota (10), Nov. 18, 1950

Best PAT Percentage, Career (min. 30)

1.000 Brian Johnson (40/40), 1995-97
.986 Joey Worley (75/76), 1984-87

Best PAT Percentage, Season (min. 15)

1.000 Brian Johnson (15/15), 1997
1.000 Brian Johnson (16/16), 1996
1.000 Joey Worley (19/19), 1986
1.000 Joey Worley (15/15), 1985
1.000 Joey Worley (15/15), 1984
1.000 Tom Griggs (16/16), 1980

Punting

Punts

Most Total Punts, Career

248 Dave Hardt (9737 yards), 1968-70
229 Jimmy Carter (8828 yards), 1995-98
198 Paul Calhoun (8432 yards), 1981-84
191 John Tatterson (7493 yards), 1972-74
185 Bill Hawk (7348 yards), 1989-91

Most Total Punts, Season

91 Jimmy Carter (3597 yards), 1996
90 Dave Hardt (3471 yards), 1970
80 Dave Hardt (3257 yards), 1969
78 Dave Hardt (3009 yards), 1968

Most Total Punts, Game

13 Jimmy Carter vs. Florida (539), Sept. 28, 1996
13 Dave Hardt vs. Kansas St. (537), Sept. 19, 1970
13 Jay Tesar vs. LSU (449), Oct. 19, 1985

Total Punting Yards

Most Total Punting Yards, Career

9737 Dave Hardt (248 punts), 1968-70
8828 Jimmy Carter (229 punts), 1995-98
8432 Paul Calhoun (198 punts), 1981-84
7493 John Tatterson (191 punts), 1972-74
7348 Bill Hawk (185 punts), 1989-91

Most Total Punting Yards, Season

3597 Jimmy Carter (91 punts), 1996
3471 Dave Hardt (90 punts), 1970
3257 Dave Hardt (80 punts), 1969
3009 Dave Hardt (78 punts), 1968
3008 Glenn Pakulak (66 punts), 2002

Most Total Punting Yards, Game

539 Jimmy Carter vs. Florida (13), Sept. 28, 1996
537 Dave Hardt vs. Kansas St. (13), Sept. 19, 1970
472 Dave Hardt vs. Georgia (11), Oct. 25, 1969
466 Paul Calhoun vs. Georgia (11), Oct. 27, 1984

Punting Average

Best Average Yards Per Punt, Career (min. 75)

44.43 Glenn Pakulak (134/5954), 2000-02
42.58 Paul Calhoun (198/8432), 1981-84
39.771 George Blanda (149/5926), 1946-48
39.770 Lou Michaels (122/4852), 1955-57

Best Average Yards Per Punt, Season (min. 30)

45.58 Glenn Pakulak (66/3008), 2002
44.61 Paul Calhoun (60/2677), 1984
44.50 Glenn Pakulak (56/2492), 2001
43.20 Paul Calhoun (69/2981), 1983
42.74 Andy Smith (47/2009), 1999

Best Average Yards Per Punt, Game (min. 5)

56.50 Bill Hawk vs. Tennessee (6/339), Nov. 23, 1991
53.80 Bill Hawk vs. Vanderbilt (5/269), Nov. 9, 1991
53.00 Lou Michaels vs. Florida (5/265), Oct. 5, 1957
51.00 John Tatterson vs. Vanderbilt (5/255), Nov. 9, 1974

Best Average Yards Per Punt, Game (min. 8)

47.22 Paul Calhoun vs. Va.Tech (9/425), Oct. 30, 1982
46.50 Glenn Pakulak vs. Indiana (8/372), Dec. 1, 2001
45.66 Rodger Bird vs. Vanderbilt (9/411), Nov. 9, 1963
45.13 Andy Smith vs. Miss. State (8/361), Nov. 4, 1999

Best Average Yards Per Punt, Game (min. 10)

42.90 Dave Hardt vs. Georgia (11/472), Oct. 25, 1969
42.36 Paul Calhoun vs. Georgia (11/466), Oct. 27, 1984
42.18 Dave Hardt vs. Va.Tech (11/464), Oct. 11, 1969

Long Punts

Longest Punts, Game

80 Paul Calhoun vs. Indiana, Sept. 27, 1983
78 Randy Jenkins vs. Tennessee, Nov. 19, 1983

Punt Returns

Punt Returns

Most Punts Returned, Career

113 Mike Siganos (785 yards), 1974-77
69 Dicky Lyons (1065 yards), 1966-68
64 Don Phelps (780 yards), 1946-49
64 Chris Tolbert (585 yards), 1987-90
64 Kurt Johnson (528), 1989-92

Most Punts Returned, Season

43 Mike Siganos (308 yards), 1977
40 Mike Siganos (216 yards), 1976
36 Derek Abney (544 yards), 2002

Most Punts Returned, Game

9 Mike Siganos vs. Tennessee (85), Nov. 20, 1976
7 Chris Jacobs vs. LSU (88), Oct. 18, 1980

Punt Return Yards

Most Punt Return Yards, Career

1065 Dicky Lyons (69 ret.), 1966-68
785 Mike Siganos (113 ret.), 1974-77
780 Don Phelps (64 ret.), 1946-49

Most Punt Return Yards, Season

544 Derek Abney (36 ret.), 2002
420 Andy Molls (33 ret.), 1981
419 Dicky Lyons (25 ret.), 1966

Most Punt Return Yards, Game

195 Andy Molls vs. Vanderbilt (6), Nov. 11, 1981
136 Derek Abney vs. Mississippi State (4), Nov. 2, 2002
127 Larry Carter vs. Va.Tech (6), Nov. 4, 1978

Average Yards Per Return

Best Average Yardage Per Punt Return, Career (min. 40)

15.4 Dicky Lyons (69/1065), 1966-68
12.8 Derek Abney (59/727), 2000-02
12.2 Don Phelps (64/780), 1946-49
12.2 Andy Molls (43/524), 1979-82

Best Average Yardage Per Punt Return, Season (min. 10)

19.13 Don Phelps (15/287), 1946
16.90 Calvin Bird (10/169), 1959
16.76 Dicky Lyons (25/419), 1966

Best Average Yardage Per Punt Return, Game (min. 3)

34.0 Derek Abney vs. Mississippi State (4/136), Nov. 2, 2002
33.3 Kio Sanford vs. Louisville (3/100), Aug. 31, 1996
32.5 Andy Molls vs. Vanderbilt (6/195), Nov. 7, 1981

Punt Return Touchdowns

Most Punt Return Touchdowns, Career

5 Derek Abney, 2000-02
3 Dicky Lyons, 1966-68
3 Larry Carter, 1976-79

Most Punt Return Touchdowns, Season

4 Derek Abney, 2002
2 Larry Carter, 1978
2 Dicky Lyons, 1967
2 Calvin Bird, 1959

Most Punt Return Touchdowns, Game

2 Derek Abney vs. Mississippi State, Nov. 2, 2002

Long Returns

Longest Punt Returns, Game

t97 Dicky Lyons vs. Houston, Nov. 12, 1966
t88 Larry Carter vs. Va.Tech, Nov. 4, 1978
t88 Don Phelps vs. Marquette, Nov. 9, 1946

Kickoff Returns

Most Kickoff Returns, Career

74 Kurt Johnson (1560 yards), 1989-92
74 Kio Sanford (1669 yards), 1994-97
71 Kendrick Shanklin (1310 yards), 1998-2000

Most Kickoff Returns, Season

34 Kendrick Shanklin (730 yards), 2000
33 Kio Sanford (820 yards), 1994
33 Derek Abney (739 yards), 2001

Most Kickoff Returns, Game

7 Kio Sanford vs. Tennessee (133), Nov. 19, 1994
6 George Adams vs. Florida (90), Nov. 17, 1984
6 George Adams vs. LSU (59), Nov. 16, 1982
6 Kurt Johnson vs. Florida (98), Nov. 16, 1991
6 Kurt Johnson vs. LSU (99), Oct. 19, 1991

Kickoff Return Yards

Most Kickoff Return Yards, Career

1669 Kio Sanford (74 ret.), 1994-97
1560 Kurt Johnson (74 ret.), 1989-92
1543 Derek Abney (63 ret.), 2000-02

Most Kickoff Return Yards, Season

820 Kio Sanford (33 ret.), 1994
804 Derek Abney (30 ret.), 2002
739 Derek Abney (33 ret.), 2001

Most Kickoff Return Yards, Game

166 Roger Gann vs. Indiana (4), Sept. 20, 1969
159 Tony Mayes vs. Georgia (5), Oct. 22, 1983
158 Harry Jones vs. Tennessee (5), Nov. 24, 1951

Average Yards Per Return

Best Average Yardage Per Kickoff Return, Career (min. 30)

27.05 Calvin Bird (37/1001), 1958-60
24.88 Craig Yeast (42/1045), 1995-98
24.49 Derek Abney (63/1543), 2000-02
23.92 Rodger Bird (38/909), 1963-65

Best Average Yardage Per Kickoff Return, Season (min. 10)

30.42 Calvin Bird (14/426), 1959
30.18 Rodger Bird (11/332), 1963
29.29 Craig Yeast (14/410), 1998

Kickoff Return Touchdowns

Most Kickoff Return Touchdowns, Career

3 Craig Yeast, 1995-98

Most Kickoff Return Touchdowns, Season

2 Derek Abney, 2002

Most Kickoff Return Touchdowns, Game

1 Derek Abney vs. Vanderbilt (95), Nov. 16, 2002
1 Derek Abney vs. Florida (100), Sept. 28, 2002
1 Craig Yeast vs. Florida (100), Sept. 26, 1998
1 Craig Yeast vs. Vanderbilt (97), Nov. 15, 1997
1 Craig Yeast vs. South Carolina (95), Oct. 12, 1996
1 Kio Sanford vs. Northeast Louisiana (96), Nov. 12, 1994
1 Kurt Johnson vs. Georgia (100), Oct. 28, 1989
1 Doug Kotar vs. Clemson (98), Sept. 11, 1971
1 Roger Gann vs. Indiana (95), Sept. 20, 1969
1 Dicky Lyons vs. LSU (95), Oct. 21, 1967
1 Rodger Bird vs. Va. Tech (92), Sept. 21, 1963
1 Calvin Bird vs. Xavier (89), Nov. 14, 1959
1 Don Phelps vs. Mich. St. (85), Nov. 2, 1946

Long Returns

Longest Kickoff Returns, Game

t100 Derek Abney vs. Florida, Sept. 28, 2002
t100 Craig Yeast vs. Florida, Sept. 26, 1998
t100 Kurt Johnson vs. Georgia, Oct. 28, 1989
t98 Doug Kotar vs. Clemson, Sept. 11, 1971

Interceptions

Most Interceptions, Career

14 Darryl Bishop (376 yards), 1971-73
11 Wilbur Jamerson (310 yards), 1947-50
11 Tony Mayes (74 yards), 1983-86

Most Interceptions, Season

9 Jerry Claiborne (130 yards), 1949
7 Paul Calhoun (91 yards), 1984
6 Marcus Jenkins (45 yards), 1993

Most Interceptions, Game

3 Greg Long vs. N.Texas (155 yards), Sept. 5, 1981
3 Clayton Webb vs. Xavier (71 yards), Sept. 25, 1948
3 Marcus Jenkins vs. Florida (34 yards), Sept. 11, 1993
3 Terry Beadles vs. Missouri (21 yards), Sept. 18, 1965
3 Bradley Mills vs. Tulane (2 yards), Nov. 8, 1952

Interception Return Yards

Most Interception Return Yards, Career

376 Darryl Bishop (14 int.), 1971-73
310 Wilbur Jamerson (11 int.), 1947-50
221 Greg Long (6 int.), 1978-81

Most Interception Return Yards, Season

197 Dave Hunter (3 int.), 1968
176 Greg Long (4 int.), 1981
149 Darryl Bishop (5 int.), 1972

Most Interception Return Yards, Game

155 Greg Long (3), vs. N.Texas, Sept. 5, 1981

Average Yards Per Interception Return

Best Average Yards Per Return, Career (min. 8)

28.18 Wilbur Jamerson (11/310), 1947-50
26.86 Darryl Bishop (14/376), 1971-73
17.60 Larry Carter (10/176), 1977-79

Best Average Yards Per Return, Season (min. 4)

44.00 Greg Long (4/176), 1981
29.80 Darryl Bishop (5/149), 1972
26.00 Dallas Owens (4/104), 1977

Best Average Yards Per Return, Game (min. 3)

51.67 Greg Long (3/155) vs. N.Texas, Sept. 5, 1981

Interception Return Touchdowns

Most Interception Return Touchdowns, Career

3 Dallas Owens, 1974-77
2 Darryl Bishop, 1971-73
2 Greg Long, 1978-81

Most Interception Return Touchdowns, Season

2 Dallas Owens, 1977

Most Interception Return Touchdowns, Game

1 several occasions — last by
Derrick Tatum vs. Mississippi State (53), Nov. 2, 2002

Long Returns

Longest Interception Returns, Game

t100 Dave Hunter vs. West Virginia, Nov. 2, 1968
t97 Darryl Bishop vs. Miss.State, Oct. 7, 1972
t95 David Johnson vs. Cincinnati, Sept. 27, 1986
t95 Rodger Bird vs. Auburn, Oct. 3, 1964

Tackles

Total Tackles (Since 1971)

Most Total Tackles, Career

521 Jim Kovach, 1974-76, 78
482 Chris Chenault, 1985-88
475 Jeff Kremer, 1984-87
462 Marty Moore, 1990-93
437 John Grimsley, 1980-83

Most Total Tackles, Season

183 Marty Moore, 1991
180 Jeff Kremer (90 solo/90 asst), 1987
174 Tom Ehlers (91solo/83 asst), 1974
174 Randy Holleran, 1990
164 Jim Kovach (92 solo/72 asst), 1978
161 Randy Holleran (102 solo/59 asst), 1988

Most Total Tackles, Game

29 Randy Holleran vs. LSU, Oct. 20, 1990
28 Chris Chenault vs. Vanderbilt, Nov. 7, 1987
25 Jeff Kremer vs. Georgia, Oct. 24, 1987
24 Scott Schroeder vs. Florida, Nov. 13, 1982
24 Chris Chenault vs. Tennessee, Nov. 19, 1988

Solo Tackles (Since 1971) *

Most Solo Tackles, Career

298 Jim Kovach (521 total), 1974-76,78
264 Chris Chenault (482 total), 1985-88
260 John Grimsley (437 total), 1980-83
253 Jeff Kremer (475 total), 1984-87

Most Solo Tackles, Season

102 Randy Holleran (161 total), 1988
94 Jim Kovach (143 total), 1976
92 Jim Kovach (164 total), 1978

Most Solo Tackles, Game

16 Jeff Zurcher vs. Georgia, Oct. 24, 1998
16 Larry Smith vs. Tulane, Sept. 22, 1984
15 Lester Boyd vs. Georgia, Oct. 27, 1979
15 Scott Schroeder vs. Florida, Nov. 13, 1982

* Solos and assists not kept in 1990-92

Assisted Tackles (Since 1971) *

Most Assisted Tackles, Career

223 Jim Kovach (521 total), 1974-76,78
222 Jeff Kremer (475 total), 1984-87
218 Chris Chenault (482 total), 1985-88
182 Kevin McClelland (416 total), 1980-83

Most Assisted Tackles, Season

90 Jeff Kremer (180 total), 1987
83 Chris Chenault (160 total), 1987
83 Tom Ehlers (174 total), 1974

Most Assisted Tackles, Game

16 Chris Chenault vs. Vanderbilt, Nov. 7, 1987
13 Jeff Kremer vs. Georgia, Oct. 24, 1987
13 Jeff Kremer vs. Ole Miss, Oct. 10, 1987

Ransdell Passes UK to Upset of Florida

Bill Ransdell of Elizabethtown put on the most accurate aerial show in UK history by completing 20 of 23 passes (.869 pct.) for 161 yards as Kentucky upset Florida, 10-3, on Nov. 15, 1986, at Commonwealth Stadium . . . Ransdell helped the Wildcats utilize a ball-control passing game on this day as Kentucky held the football for 41 minutes . . . His 20 completions were spread among eight different UK receivers . . . Ransdell ended the contest strong, hitting on his last seven passing attempts.



Quarterback Sacks (Since 1971)

Most Quarterback Sacks, Career

26 Oliver Barnett, 1986-89
19 Dennis Johnson, 1998-2001
17 Chris Ward, 1993-96
17 Dean Wells, 1989-92
16 Jerry Reese, 1984-87

Most Quarterback Sacks, Season

12 Dennis Johnson, 2001
10.5 Chris Ward, 1996
10 Dean Wells, 1992
9 Oliver Barnett, 1988

Most Quarterback Sacks, Game

5 Dean Wells vs. Indiana, Sept. 19, 1992
4 Kurt Supe vs. Indiana, Sept. 16, 1995
4 Dave Lyons vs. Vanderbilt, Nov. 6, 1982

Tackles For Loss (Since 1971)

Most Tackles For Loss, Season

20 Art Still, 1977
19 Dennis Johnson, 2001
14.5 Vincent Burns, 2002
11 Marlon McCree, 1998 and 1999
11 Bob Holmberg, 1997

Most Tackles For Loss, Game

6 Marlon McCree vs. Florida, Sept. 26, 1998
5 Art Still vs. Georgia, Oct. 22, 1977
4 Ryan Murphy vs Indiana, Sept. 20, 1997
4 Rick Hayden vs. LSU, Oct. 21, 1978

Pass Breakups (Since 1981)

Most Pass Breakups, Career

25 Eric Kelly, 1997-2000
25 Van Hiles, 1993-96
21 Brad Armstead, 1989-92
21 Gary Willis, 1989-91

Most Pass Breakups, Season

13 Eric Kelly, 1999
13 Gary Willis, 1990
11 David Johnson, 1987
11 Jeremy Bowie, 2001

UK Upsets No. 1 Ole Miss Behind Kestner

Rick Kestner hauled in nine passes for 185 yards and three touchdowns in leading the Wildcats to a 27-21 upset of No. 1-ranked Ole Miss at Mississippi Memorial Stadium in Jackson in 1964 . . . In the third quarter, Kestner was on the receiving end of a 32-yard halfback pass from Rodger Bird to give UK a 13-7 lead . . . Kestner added two additional scores on tosses from QB Rick Norton (60 and 23) as the Wildcats rallied from 14-13 and 21-20 deficits late in the second half for the upset.



Rick Kestner

Total Offense

Offensive Plays

Most Offensive Plays, Season

911	in 1998	876	in 1997
869	in 2000	850	in 1975
837	in 1990		

Most Offensive Plays, Game

95	vs. LSU, Nov. 1, 1997
94	vs. Florida, Nov. 14, 1981
92	vs. Arkansas, Oct. 3, 1998

Net Total Yards

Most Net Total Yards Gained, Season

5876	in 1998
5214	in 1997
4900	in 2000
4211	in 2001
4169	in 2002

Most Net Total Yards Gained, Game

801	vs. Louisville, Sept. 5, 1998
679	vs. Vanderbilt, Nov. 14, 1998
646	vs. Tenn.Tech, Sept. 15, 1951
634	vs. Tennessee, Nov. 22, 1997
620	vs. Georgia, Oct. 21, 2000

Average Yards Per Play

Best Average Per Offensive Play, Season

6.45	in 1998 (911/5876)
5.95	in 1997 (876/5214)
5.75	in 2001 (732/4211)
5.64	in 2000 (869/4900)
5.55	in 1950 (735/4082)

Average Yards Per Game

Best Average Yards Gained Per Game, Season

534.2	in 1998 (11/5876)
474.0	in 1997 (11/5214)
445.5	in 2000 (11/4900)
382.8	in 2001 (11/4211)

First Downs

Total First Downs

Most First Downs, Season

292	in 1998
281	in 1997
257	in 2000
230	in 1999
219	in 1986

Most First Downs, Game

37	vs. Louisville, Sept. 5, 1998
33	vs. Vanderbilt, Nov. 11, 2000
31	nine times

First Downs Rushing (Since 1952)

Most First Downs by Rushing, Season

153	in 1975
149	in 1976
143	in 1974
138	in 1977

Most First Downs by Rushing, Game

24	vs. Indiana, Sept. 15, 1984
23	vs. Miami (Fla.), Nov. 25, 1949
22	vs. Virginia Tech, Sept. 13, 1975
22	vs. Virginia Tech, Sept. 14, 1974

First Downs Passing (Since 1952)

Most First Downs by Passing, Season

196	in 1998
180	in 1997
156	in 2000
146	in 1999
133	in 2002

Most First Downs by Passing, Game

24	vs. Louisville, Sept. 5, 1998
23	vs. Vanderbilt, Nov. 14, 1998
22	vs. Northeast Louisiana, Oct. 18, 1997

First Downs by Penalty (1952-99)

Most First Downs by Penalty, Season

24	in 1997
22	in 1998
22	in 2000

Most First Downs by Penalty, Game

7	vs. Miss. State, Nov. 7, 1998
6	vs. Florida, Nov. 14, 1987
6	vs. Miss State, Nov. 4, 2000

Rushing

Rush Attempts

Most Rush Attempts, Season

724	in 1975
654	in 1976
638	in 1977
632	in 1974

Most Rush Attempts, Game

77	vs. Virginia Tech, Sept. 14, 1974
75	vs. Penn State, Oct. 2, 1976
74	vs. Virginia Tech, Sept. 13, 1975

Net Rushing Yards

Most Net Rushing Yards, Season

3124	in 1974
2960	in 1976
2661	in 1975
2638	in 1979

Most Net Rushing Yards, Game

446	vs. Tenn.Tech, Sept. 15, 1951
441	vs. Virginia Tech, Sept. 14, 1974
416	vs. Geo.Washington, Nov. 17, 1951
409	vs. Vanderbilt, Nov. 7, 1953
400	vs. Ohio, Oct. 3, 1987

Least Net Rushing Yards, Season

830	in 1999
1006	in 1967
1012	in 1964

Least Net Rushing Yards, Game

-50	vs. Georgia, Oct. 23, 1999

Average Yards Per Attempt

Best Average Per Rushing Attempt, Season

4.94	in 1974 (632/3124)
4.86	in 1987 (481/2340)

Average Yards Per Game

Best Rushing Average Per Game, Season

284.0	in 1974 (11/3124)
269.1	in 1976 (11/2960)
241.9	in 1975 (11/2661)

Rushing Touchdowns

Most Touchdowns Rushing, Season

29	in 1949	24	in 1974
27	in 1950	24	in 1951
24	in 1995		

Most Touchdowns Rushing, Game

9	vs. Tenn. Tech, Sept. 15, 1951

Passing

Pass Attempts

Most Passes Attempted, Season

574	in 1998	468	in 1999
564	in 2000	446	in 2001
562	in 1997		

Most Passes Attempted, Game

67	vs. Arkansas, Oct. 3, 1998
67	vs. LSU, Nov. 1, 1997
63	vs. Louisville, Sept. 4, 1999
62	vs. Mississippi State, Sept. 6, 1997
61	vs. Florida, Sept. 26, 1998

Pass Completions

Most Passes Completed, Season

414	in 1998
374	in 1997
322	in 2000
304	in 1999
216	in 1990

Most Passes Completed, Game

47	vs. Vanderbilt, Nov. 14, 1998
47	vs. Arkansas, Oct. 3, 1998
42	vs. LSU, Nov. 1, 1997
41	vs. Georgia, Oct. 25, 1997

Interceptions Thrown

Most Interceptions Thrown, Season

33	in 1967
28	in 1982
25	in 1980

Most Interceptions Thrown, Game

6	vs. West Virginia, Nov. 1, 1969
6	vs. LSU, Oct. 16, 1965
6	vs. Rutgers, Sept. 8, 1990

Net Passing Yards

Most Yards Passing, Season

4534	in 1998
4019	in 1997
3689	in 2000
3289	in 1999
3031	in 2001

Most Yards Passing, Game

585 vs. Vanderbilt, Nov. 14, 1998
571 vs. Louisville, Sept. 5, 1998
528 vs. Georgia, Oct. 21, 2000
499 vs. Arkansas, Oct. 3, 1998

Least Yards Passing, Season

556 in 1975
576 in 1974
712 in 1952

Least Yards Passing, Game

-3 vs. Tennessee, Nov. 19, 1949

Completion Percentage

Best Completion Percentage, Season

.721 in 1998 (414/574)
.665 in 1997 (374/562)
.650 in 1999 (304/468)

Passing Average Per Game

Best Passing Average Per Game, Season

412.2 in 1998 (11/4534)
365.4 in 1997 (11/4019)
335.2 in 2000 (11/3689)
299.0 in 1999 (11/3289)
275.5 in 2001 (11/3031)

Touchdowns

Passes Thrown

Most Touchdown Passes Thrown, Season

39 in 1998
37 in 1997
27 in 1950

Most Touchdown Passes Thrown, Game

8 vs. North Dakota, Nov. 18, 1950

Scoring

Points Scored

Most Points Scored, Season

417 in 1998
385 in 2002
380 in 1950
348 in 1997

Most Points Scored, Game

83 vs. North Dakota, Nov. 18, 1950
77 vs. Texas-El Paso, Sept. 7, 2002
72 vs. Tenn.Tech, Sept. 15, 1951
71 vs. So.Miss., Sept. 17, 1949
70 vs. Xavier, Oct. 5, 1946

Most Points Scored, Half

56 vs. North Dakota, Nov. 18, 1950
41 vs. Louisville, Sept. 5, 1998
39 vs. Tenn.Tech, Sept. 15, 1951
38 vs. Vanderbilt, Nov. 14, 1998

Most Points Scored, Quarter

35 vs. North Dakota, Nov. 18, 1950
31 vs. Vanderbilt, Nov. 14, 1998
28 on six occasions

Most Points Scored, 1st Quarter

21 vs. Vanderbilt, Nov. 16, 2002
21 vs. Northeast Louisiana, Oct. 18, 1997
21 vs. Louisville, Aug. 30, 1997
21 vs. Marshall, Oct. 8, 1960
21 vs. North Dakota, Nov. 18, 1950

Most Points Scored, 2nd Quarter

35 vs. North Dakota, Nov. 18, 1950
28 vs. Georgia, Oct. 23, 1965

Most Points Scored, 3rd Quarter

31 vs. Vanderbilt, Nov. 14, 1998
28 vs. Florida, Sept. 28, 2002
28 vs. Texas-El Paso, Sept. 7, 2002
28 vs. Indiana, Sept. 20, 1997
28 vs. Cincinnati, Oct. 14, 1950

Most Points Scored, 4th Quarter

28 vs. Connecticut, Sept. 11, 1999
21 vs. Kent, Sept. 4, 1993
21 vs. Miss. State, Oct. 6, 1973

Points Per Game

Best Points Per Game Average, Season

37.9 in 1998 (11/417)
34.5 in 1950 (11/380)
32.1 in 2002 (12/385)
31.6 in 1997 (11/348)
28.6 in 1999 (11/315)

Punts

Most Punts, Season

94 in 1996
90 in 1970
84 in 1969

Most Punts, Game

13 vs, Florida, Sept. 28, 1996
13 vs. LSU, Oct. 19, 1985
13 vs. Kansas St., Sept. 19, 1970
13 vs. LSU, Oct. 17, 1959

Punting Yards

Most Punting Yards, Season

3597 in 1996
3471 in 1970
3257 in 1969

Most Punting Yards, Game

539 vs. Florida, Sept. 28, 1996
537 vs. Kansas St., Sept. 19, 1970
490 vs. Missouri, Sept. 21, 1968

Punting Average

Best Average Yards Per Punt, Season

44.6 in 1984 (60/2677)
44.4 in 2001 (58/2575)
44.3 in 2002 (71/3143)

Net Punting

Best Net Average Yards Per Punt, Season

40.10 in 2002 (71/2847)
39.92 in 1999 (49/1956)
39.90 in 1984 (60/2394)

Punt Returns

Punt Returns

Most Punts Returned, Season

49 in 1950
49 in 1947

Most Punts Returned, Game

10 vs. Tennessee, Nov. 20, 1976

Punt Return Yardage

Most Punt Return Yards, Season

625 in 2002
478 in 1949
456 in 1947

Most Punt Return Yards, Game

195 vs. Vanderbilt, Nov. 7, 1981
148 vs. Florida St., Nov. 4, 1961

Average Per Punt Return

Best Average Yards Per Punt Return, Season

15.6 in 2002 (40/625)
15.5 in 1966 (28/434)
15.2 in 1967 (29/446)

Kickoff Returns

Most Kickoffs Returned, Season

62 in 2000
54 in 1994
52 in 2001

Most Kickoffs Returned, Game

11 vs. Florida, Sept. 10, 1994
9 vs. Florida, Sept. 23, 2000

Kickoff Return Yardage

Most Kickoff Return Yards, Season

1263 in 1994
1188 in 2000
1181 in 1971
1154 in 2002

Most Kickoff Return Yards, Game

203 vs. Florida, Sept. 28, 2002
202 vs. Florida, Sept. 10, 1994
187 vs. Florida, Sept. 26, 1998
186 vs. Florida St., Oct. 10, 1964

Bishop's Theft Gives UK Victory

Darryl Bishop of Louisville, whose final season was 1973, remains the UK leader in career interceptions with 14 . . . One of his most notable interceptions took place on Nov. 6, 1971, at Dudley Field in Nashville . . . With UK and Vanderbilt knotted at 7-7 and less than 50 seconds to play, Kentucky elected to punt facing a 4th-and-8 situation from its own 44 . . . Walter Overton made a fair catch at the Commodore 30, giving Vandy a first down . . . After QB Steve Burger lost four yards on the first play, the Commodores elected not to use a timeout . . . Then as time expired, Burger lofted a pass toward receiver Gary Chesley . . . The ball never got to Chesley as Bishop picked off the aerial and raced 43 yards for the winning score, giving UK a 14-7 victory on the game's final play.



Darryl Bishop

Kentucky's SEC Statistical Champions

Individual

Rushing

Year	Player	G	Att	Yards	PGAvg.
1973	Sonny Collins	11	224	1213	110.3
1974	Sonny Collins	9	177	970	107.8
1995	Moe Williams	11	294	1600	145.5
2002	Artose Pinner	12	283	1414	117.8

Passing Yardage and Efficiency (* led league)

Year	Player	Att	Comp	Yards	Eff. Rating
1949	Babe Parilli	150	81	* 1081	_
1950	Babe Parilli	203	114	* 1627	_
1951	Babe Parilli	239	136	* 1643	_
1954	Bob Hardy	108	57	* 887	_
1964	Rick Norton	202	106	* 1514	_
1997	Tim Couch	547	363	* 3884	141.4
1998	Tim Couch	553	400	* 4275	* 153.3
1999	Dusty Bonner	465	303	* 3266	* 137.0
2000	Jared Lorenzen	559	321	*3687	116.5

Pass Receiving

Year	Player	Rec	Yards	Avg.
1958	Calvin Bird	21	373	17.7
1961	Tom Hutchinson	32	543	16.9
1998	Craig Yeast	85	1311	15.4
1999	James Whalen	90	1019	11.3

Total Offense

Year	Player	Rush	Pass	Total
1950	Babe Parilli	54	1627	1681
1964	Rick Norton	-195	1514	1319
1997	Tim Couch	-125	3884	3759
1998	Tim Couch	-124	4275	4151
1999	Dusty Bonner	-141	3266	3125
2000	Jared Lorenzen	140	3687	3827

Scoring

Year	Player	TD	PAT	FG	Pts
1936	Bob Davis	11	0	0	66
1937	Bob Davis	9	0	0	54
1950	Wilbur Jamerson	10	0	0	60
1950	Al Bruno	10	0	0	60
1965	Rodger Bird	13	0	0	78
1967	Dicky Lyons	11	4	1	73
1968	Dicky Lyons	11	0	0	66
1973	Sonny Collins	13	1	0	80
1995	Moe Williams	17	0	0	102

Punting

Year	Player	Punts	Yards	Avg.
1983	Paul Calhoun	69	2981	43.2
2001	Glenn Pakulak	56	2492	44.5
2002	Glenn Pakulak	66	3008	45.6

Punt Returns

Year	Player	No.	Yards	Avg.	TD
1989	Chris Tolbert	16	212	13.3	1
1999	Kendrick Shanklin	16	216	13.5	1
2002	Derek Abney	36	544	15.1	4

Kickoff Returns

Year	Player	No.	Yards	Avg.	TD
1998	Craig Yeast	14	410	29.3	1
2002	Derek Abney	30	804	26.8	2

All-Purpose Yardage

Year	Player	Plays	Yards	PGAvg.
1995	Moe Williams	317	1826	166.0

Average Per Kickoff Return

Best Average Yards Per Kickoff Return, Season

25.6 in 1983 (24/615)
24.3 in 1963 (29/705)

Interceptions

Most Interceptions Made, Season

28 in 1949
27 in 1950
22 in 1970
21 in 1951
20 in 1993 and 1971

Most Interceptions Made, Game

7 vs. Florida, Sept, 11, 1993
6 vs. Xavier, Sept. 25, 1948
5 vs. Virginia Tech, Oct. 30, 1971
5 vs. Memphis State, Nov. 13, 1954
5 vs. North Dakota, Nov. 18, 1950

Interception Return Yardage

Most Interception Return Yards, Season

719 in 1949
387 in 1950
338 in 1948

Most Interception Return Yards, Game

240 vs. Ole Miss, Oct. 1, 1949 (NCAA Record)
160 vs. Cincinnati, Sept. 27, 1986

Average Per Interception Return

Best Average Yards Per Int. Return, Season

25.5 in 1986 (9/230)

Fumbles

Most Fumbles, Season

56 in 1952
47 in 1979
44 in 1973

Most Fumbles, Game

11 vs. Miss.State, Oct. 18, 1952
9 vs. Cent.Michigan, Sept. 3, 1988
9 vs. Florida, Dec. 6, 1952

Fumbles Lost

Most Fumbles Lost, Season

29 in 1952
27 in 1950
24 in 1973
24 in 1953

Most Fumbles Lost, Game

6 vs. Georgia, Oct. 28, 1961
6 vs. Memphis St., Nov. 14, 1953
6 vs. Miss. State, Oct. 18, 1952

Penalties

Most Penalties, Season

107 in 1998
106 in 2002
101 in 1999

Most Penalties, Game

18 vs. Arkansas, Oct. 3, 1998
18 vs. Georgia Tech, Oct. 6, 1951
16 vs. LSU, Oct. 16, 1999

Least Penalties, Season

37 in 1972
38 in 1993, 1991 and 1966
40 1967 and 1963

Penalty Yards

Most Yards Penalized, Season

836 in 2002
817 in 1999
788 in 1997
767 in 2001

Most Yards Penalized, Game

169 vs. Tulane, Nov. 1, 1980
163 vs. Arkansas, Oct. 3, 1998
148 vs. Miami (Fla.), Oct. 30, 1959

Least Yards Penalized, Season

313 in 1992
320 in 1993
342 in 1991

Records Held by Kentucky

NCAA & Southeastern Conference

Team

Game

Interception Return Yards: 240 vs. Ole Miss, 1949
Most Passes Intercepted by a Losing Team: 7 vs. Florida, 1993

Individual

Game

Completion Percentage (min. 40 completions): 83.0 (44 of 53) Tim Couch vs. Vanderbilt, 1998
Most Punt Return Touchdowns: 2 Derek Abney vs. Mississippi State, 2002
Most Total Kick Return Touchdowns (must have at least one PR and one KOR TD): 2 Derek Abney vs. Florida, one punt return TD and one kickoff return TD, 2002

Season

Total Offensive Plays by a Freshman: 635 Jared Lorenzen, 2000
Total Offensive Plays Per Game by a Freshman: 57.7 Jared Lorenzen, 2000
Most Yards Total Offense by a Freshman: 3827 Jared Lorenzen, 2000
Pass Attempts by a Freshman: 559 Jared Lorenzen, 2000
Completions by a Freshman: 321 Jared Lorenzen, 2000
Passing Yardage by a Freshman: 3687 Jared Lorenzen, 2000
Most Completions: 400 Tim Couch, 1998
Completions Per Game: 36.4 Tim Couch, 1998 (400 in 11)
Pass Receptions by a Tight End: 90 James Whalen, 1999
Pass Receptions Per Game by a Tight End: 8.2 James Whalen, 1999 (90 in 11)
Most Punt Return Touchdowns: 4 Derek Abney, 2002
Most Total Kick Return Touchdowns (must have at least one PR and one KOR TD): 6 Derek Abney, four punt return TD and two kickoff return TD, 2002
Most Total Kick Return Yardage: 1348 Derek Abney, 2002

Two-Year Period

Most Completions: 763 Tim Couch, 1997-98
Completions Per Game: 34.7 Tim Couch, 1997-98 (763 in 22)

Career

Completion Percentage: 67.1 Tim Couch, 795 of 1,184

Individual

Career

Highest Pass Completion Percentage: 67.1 Tim Couch, 1996-98
Most Pass Receptions: 208 Craig Yeast, 1995-98
Most Punt Return Touchdowns: 5 Derek Abney, 2000-02
Most Total Kick Return Touchdowns: 7 Derek Abney, 2000-02
Most Yards Per Interception Return (min. 10): 28.2 Wilbur Jamerson, 1947-50

Season

Most Total Offensive Plays: 635 Jared Lorenzen, 2000
Most Total Offensive Yards: 4151 Tim Couch, 1998
Most Total Offensive Yards Per Game: 377.4 Tim Couch, 1998
Most Passes Attempted: 559 Jared Lorenzen, 2000
Most Completions: 400 Tim Couch, 1998
Most Passing Yards: 4275 Tim Couch, 1998
Highest Pass Completion Percentage: 72.3 Tim Couch, 1998
Most Punts: 101 Ralph Kercheval, 1933
Most Punting Yards: 4413, Ralph Kercheval, 1933
Punting Average (min. 100): 43.5 Ralph Kercheval, 1933
Most Punt Return Touchdowns: 4 Derek Abney, 2002
Most Kickoff Returns: 34 Kendrick Shanklin, 2000
Most Kickoff Return Yards: 820 Kio Sanford, 1994

UK SEC Statistical Champions

Team

Scoring Offense

Year	Games	Points	PGAvg.
1949	11	304	27.6
1950	11	380	34.5
1998	11	417	37.9

Scoring Defense

Year	Games	Points	PGAvg.
1949	11	53	4.8
1977	11	111	10.1

Passing Offense

Year	Games	Att	Comp	Yards	PGAvg.
1950	11	230	125	1714	155.8
1960	10	220	114	1633	163.3
1964	10	230	114	1609	160.9
1997	11	562	374	4019	365.4
1998	11	574	414	4534	412.2
1999	11	468	304	3289	299.0
2000	11	564	322	3689	335.4

Total Offense

Year	Games	Att	Yards	PGAvg.
1998	11	911	5876	534.2
2000	11	869	4900	445.5

Rushing Defense

Year	Games	Atts	Yards	PGAvg.
1949	11	455	788	71.6
1977	11	493	1322	120.2

Passing Defense

Year	Games	Att	Comp	Yards	PGAvg.
1981	11	236	123	1405	127.7

Total Defense

Year	Games	Att	Yards	PGAvg.
1949	11	661	1692	153.8
1950	11	674	1895	172.2
1977	11	728	2590	235.5

Punt Returns

Year	Games	No.	Yards	TD	Avg.
1989	11	33	398	1	12.1
1999	11	18	248	1	13.8
2002	12	40	625	4	15.6

Kickoff Returns

Year	Games	No.	Yards	TD	Avg.
1994	11	54	1263	1	23.4

Penalty Yards

Year	Games	Pen.	Yards	Yds/Gm
1991	11	38	342	31.09
1993	11	38	320	29.09
1995	11	64	508	46.18

First Downs

Year	Games	First Downs	FD/Gm
1997	11	281	25.5
1998	11	292	26.5

Time of Possession

Year	TOP per Game
1998	32:56

Net Punting

Year	Punts	Net Yds.	Avg.
1999	49	1956	39.9
2002	71	2847	40.1



Kurt Johnson



Craig Yeast

Kickoff Return Average (min. 30): 26.8 Derek Abney, 2002
Most Total Kick Returns: 66 Derek Abney, 2002
Most Total Kick Return Yards: 1,348 Derek Abney, 2002
Most Total Kick Return Touchdowns: 6 Derek Abney, 2002
Yards per Kick Return (Punts and Kickoffs): 24.8 Calvin Bird, 1959

Game

Most Total Offensive Yards Per Play: 11.9 Tim Couch vs. Louisville (42 for 498), 1998
Most Passes Attempted: 67 Tim Couch vs. Arkansas, 1998
Most Passes Completed: 47 Tim Couch vs. Arkansas, 1998
Most Touchdown Passes: 7 Tim Couch vs. Indiana, 1997; 7 Tim Couch vs. Louisville, 1998
Most Touchdowns Responsible: 7 Tim Couch vs. Indiana and Northeast Louisiana, 1997; 7 Tim Couch vs. Louisville, 1998
Highest Rushing Average (min. 40 attempts): 7.5 Moe Williams vs. South Carolina, 1995
Most All-Purpose Yardage: 429 Moe Williams vs. South Carolina, 1995
Highest Average Per Reception (min. 15 catches): 16.8 Craig Yeast vs. Vanderbilt, 1998
Most Punts: 30 Bert Johnson vs. Washington & Lee, 1934
Most Punting Yards: 1155 Bert Johnson vs. Wash. & Lee, 1934
Punt Average (min. 10): 52.0 Ralph Kercheval vs. Cincinnati, 1933
Most Punt Return Touchdowns: 2 Derek Abney vs. Mississippi State, 2002
Most Kickoff Returns: 7 Kio Sanford vs. Tennessee, 1994
Long Kickoff Return: 100 Kurt Johnson vs. Georgia, 1989; 100 Craig Yeast vs. Florida, 1998; 100 Derek Abney vs. Florida, 2002
Most Total Kick Return Yards: 235 Dicky Lyons vs. LSU, 1967
Long Interception Return: 100 Bob Davis vs. Wash. & Lee, 1937; 100 Dave Hunter vs. W Va., 1968

Team

Season

Most Passes Attempted: 574 in 1998
Most Passes Completed: 414 in 1998
Highest Pass Completion Percentage: 72.1 in 1998
Most First Downs by Passing: 196 in 1998
Most Passing Yardage: 4,534
Most Passing Yardage Per Game, Season: 412.2 in 1998
Most Kickoff Returns: 62 in 2000
Most Kickoff Return Yardage: 1263 in 1994

Game

Most Completions: 47 vs. Arkansas and Vanderbilt, 1998
Most Passing Yardage: 585 vs. Vanderbilt, 1998
Fewest Interceptions Thrown (min. 40 att.): 0 vs. Vanderbilt (56 att.), 1985
Most Yards Gained by Two Teams: 1,329 by Kentucky and Tennesee, 1997
Most Punts: 36 vs. Washington & Lee, 1934
Most Punting Yards: 1386 vs. Washington & Lee, 1934
Punting Average (min. 10): 52.0 vs. Cincinnati, 1933
Most Kickoff Returns: 11 vs. Florida, 1994
Yards per Kickoff Return (min. 3): 66.7 vs. Vanderbilt, 1945
Most PAT kicks: 11 vs. North Dakota, 1950
Fewest Rushing Yards Allowed: -93 vs. Kansas State, 1970
Fewest Yards Per Rush: -4.04 vs. Kansas State, 1970
Fewest Passes Allowed: 0 vs. Tennessee, 1952
Interception Return Yards: 240 vs. Ole Miss, 1949

Career Leaders

Career Total Offense Leaders

No.	Player	Years	Rush	Pass	Plays	Yards
1.	Jared Lorenzen	2000-02	268	8133	1368	8341
2.	Tim Couch	1996-98	-275	8435	1338	8160
3.	Bill Ransdell	1983-86	-108	5564	996	5456
4.	Pookie Jones	1991-93	854	3459	871	4313
5.	Rick Norton	1963-65	-375	4514	812	4139
6.	Babe Parilli	1949-51	-248	4351	684	4103
7.	Randy Jenkins	1979-83	-306	4148	870	3842
8.	Sonny Collins	1972-75	3835	0	777	3835
9.	Derrick Ramsey	1975-77	1764	1653	719	3417
10.	Moe Williams	1993-95	3333	0	618	3333

Career Rushing Leaders

No.	Player	Years	Att	Yards	Avg	TD
1.	Sonny Collins	1972-75	777	3835	4.9	26
2.	Moe Williams	1993-95	618	3333	5.4	26
3.	Mark Higgs	1984-87	532	2892	5.4	25
4.	George Adams	1981-84	638	2648	4.2	25
5.	Artose Pinner	1999-2002	438	2105	4.8	17
6.	Marc Logan	1983-86	389	1769	4.5	11
7.	Derrick Ramsey	1975-77	446	1764	3.9	25
8.	Anthony White	1996-99	364	1758	4.8	11
9.	Rodger Bird	1963-65	397	1699	4.2	21
10.	Derek Homer	1997-2000	353	1689	4.8	11
11.	Ivy Joe Hunter	1985-88	361	1687	4.7	19
12.	Bill Leskovar	1949-51	324	1664	5.1	9
13.	Steve Campassi	1972-75	370	1609	4.3	8
14.	Al Baker	1986-90	378	1534	4.1	15
15.	Mike Fanuzzi	1971-74	344	1484	4.3	16

Career Passing Leaders

No.	Player	Years	Com	Att	Int	Pct	Yards	TD
1.	Tim Couch	1996-98	795	1184	35	.671	8435	74
2.	Jared Lorenzen	2000-02	671	1178	33	.570	8133	62
3.	Bill Ransdell	1983-86	469	816	29	.575	5564	22
4.	Rick Norton	1963-65	298	598	44	.498	4514	26
5.	Babe Parilli	1949-51	331	592	37	.559	4351	50
6.	Randy Jenkins	1979-83	363	699	53	.519	4148	24
7.	Pookie Jones	1991-93	263	504	19	.522	3459	16
8.	Dusty Bonner	1997, 99	313	479	13	.653	3380	26
9.	Jerry Woolum	1960-62	216	407	24	.531	2759	11
10.	Bernie Scruggs	1969-71	239	493	31	.485	2704	13
11.	Freddie Maggard	1988-91	239	419	19	.570	2566	12
12.	Glenn Fohr	1987-88	165	364	20	.453	2233	11
13.	Billy Jack Haskins	1994-96	191	341	12	.560	2181	9
14.	Bob Hardy	1953-55	139	261	19	.532	2082	18
15.	Larry McCrimmon	1978-80	104	243	21	.427	1812	11

Annual Total Offense Leaders

Yr	Player	Rush	Pass	Plays	Yds
2002	Jared Lorenzen	-51	2267	367	2251
2001	Jared Lorenzen	119	2179	346	2298
2000	Jared Lorenzen	140	3687	635	3827
1999	Dusty Bonner	-141	3266	576	3125
1998	Tim Couch	-124	4275	617	4151
1997	Tim Couch	-125	3884	613	3759
1996	Billy Jack Haskins	23	967	259	990
1995	Moe Williams	1600	0	294	1600
1994	Antonio O'Ferral	167	642	162	809
1993	Pookie Jones	288	1071	293	1359
1992	Pookie Jones	295	1434	343	1729
1991	Pookie Jones	271	954	235	1225
1990	Freddie Maggard	-23	1051	224	1028
1989	Freddie Maggard	-69	1515	334	1446
1988	Glenn Fohr	9	1260	255	1269
1987	Mark Higgs	1278	0	193	1278
1986	Bill Ransdell	30	1610	347	1640
1985	Bill Ransdell	-24	1744	273	1720
1984	Bill Ransdell	-60	1748	301	1688
1983	Randy Jenkins	-85	1272	242	1187
1982	Randy Jenkins	-93	933	234	840
1981	Randy Jenkins	-177	1079	209	902
1980	Larry McCrimmon	0	1060	159	1060
1979	Shawn Donigan	847	0	187	847
1978	Larry McCrimmon	-65	752	160	687
1977	Derrick Ramsey	618	892	315	1510
1976	Derrick Ramsey	771	659	290	1430
1975	Sonny Collins	1150	0	248	1150
1974	Mike Fanuzzi	909	438	262	1347
1973	Sonny Collins	1213	0	224	1213
1972	Dinky McKay	94	879	286	973
1971	Bernie Scruggs	374	554	216	972
1970	Bernie Scruggs	115	1181	308	1246
1969	Bernie Scruggs	31	969	299	1000
1968	Stan Forston	78	643	177	721
1967	Dave Bair	85	634	210	719
1966	Terry Beadles	109	725	214	834
1965	Rick Norton	-117	1823	271	1706
1964	Rick Norton	-195	1514	272	1319
1963	Rick Norton	-63	1177	269	1114
1962	Jerry Woolum	-133	1100	234	967
1961	Jerry Woolum	-75	892	152	817
1960	Jerry Woolum	26	767	162	793
1959	Charles Sturgeon	417	0	101	417
1958	Jerry Eisaman	83	449	87	532
1957	Bobby Cravens	669	12	142	681
1956	Bobby Cravens	338	0	78	338
1955	Bob Hardy	64	777	192	841
1954	Bob Hardy	122	887	199	1009
1953	Ralph Paolone	620	0	108	620
1952	Allen Felch	623	0	130	623
1951	Babe Parilli	-161	1643	269	1482
1950	Babe Parilli	54	1627	234	1681
1949	Babe Parilli	-141	1081	181	940
1948	George Blanda	-49	967	136	918
1947	Don Phelps	416	89	84	505
1946	Phil Cutchin	140	399	110	539



Sonny Collins

Annual Rushing Leaders

Yr	Player	Att	Yards	Avg	TD
2002	Artose Pinner	283	1414	5.0	13
2001	Artose Pinner	100	441	4.4	4
2000	Chad Scott	130	611	4.7	4
1999	Anthony White	121	562	4.6	5
1998	Derek Homer	137	716	5.2	7
1997	Anthony White	129	723	5.6	4
1996	Derick Logan	190	700	3.7	5
1995	Moe Williams	294	1600	5.4	17
1994	Moe Williams	160	805	5.0	4
1993	Moe Williams	164	928	5.7	5
1992	Terry Samuels	98	380	3.9	4
1991	Terry Samuels	77	307	4.0	1
1990	Al Baker	170	780	4.6	10
1989	Alfred Rawls	185	893	4.8	9
1988	Alfred Rawls	101	477	4.7	7
1987	Mark Higgs	193	1278	6.6	10
1986	Ivy Joe Hunter	103	621	6.0	6
1985	Marc Logan	175	715	4.1	3
1984	George Adams	253	1085	4.2	13
1983	George Adams	166	763	4.6	7
1982	George Adams	185	720	3.9	5
1981	Lawrence Lee	78	275	3.5	1
1980	Randy Brooks	166	578	3.5	3
1979	Shawn Donigan	187	847	4.5	4
1978	Freddie Williams	89	313	3.5	1
1977	Derrick Ramsey	159	618	3.9	13
1976	Derrick Ramsey	187	771	4.1	10
1975	Sonny Collins	248	1150	4.6	5
1974	Sonny Collins	177	970	5.5	5
1973	Sonny Collins	224	1213	5.4	13
1972	Sonny Collins	128	502	3.9	3
1971	Lee Clymer	96	455	4.7	3
1970	Lee Clymer	118	441	3.7	0
1969	Roger Gann	180	646	3.6	3
1968	Dicky Lyons	134	392	2.9	8
1967	Dicky Lyons	138	473	3.4	8
1966	Bob Windsor	101	356	3.5	2
1965	Rodger Bird	179	646	3.6	12
1964	Rodger Bird	133	671	5.0	7
1963	Rodger Bird	85	382	4.5	2
1962	Darrell Cox	81	363	4.4	1
1961	Gary Steward	79	285	3.6	3
1960	Charles Sturgeon	58	291	5.0	3
1959	Charles Sturgeon	101	417	4.1	2
1958	Bobby Cravens	104	441	4.2	2
1957	Bobby Cravens	141	669	4.7	4
1956	Bobby Cravens	78	338	4.3	0
1955	Bob Dougherty	94	401	4.3	0
1954	Dick Rushing	75	369	4.9	2
1953	Ralph Paolone	108	620	5.7	4
1952	Allen Felch	130	623	4.8	0
1951	Tom Fillion	117	671	5.7	4
1950	Bill Leskovar	118	673	5.7	3
1949	Bill Leskovar	152	722	4.7	5
1948	Ralph Genito	54	327	6.0	-
1947	Don Phelps	80	416	5.2	-
1946	Don Phelps	57	271	4.7	-



Moe Williams

Career Receiving Leaders

No.	Player	Years	Rec	Yards	Avg	TD
1.	Craig Yeast	1995-98	208	2899	13.9	28
2.	Anthony White	1996-99	194	1520	7.8	8
3.	Derek Abney	2000-02	146	1723	11.8	13
4.	Derek Homer	1997-2000	129	1052	8.2	2
5	James Whalen	1997-99	120	1324	11.0	13
6.	Quentin McCord	1996, 1997-2000	112	1743	15.6	15
7.	Kevin Coleman	1995-98	107	1428	13.3	13
8.	Tom Hutchinson	1960-62	94	1483	15.7	9
9.	Felix Wilson	1977-79	90	1508	16.8	10
10.	Derek Smith	1999-2001	89	1224	13.8	9

Career All-Purpose Yardage Leaders

No.	Player	Years	Rush	Rec	PRET	KOR	Yards
1.	Craig Yeast	1995-98	125	2899	211	1045	4280
2.	Sonny Collins	1972-75	3835	105	0	183	4123
3.	George Adams	1981-84	2648	609	0	823	4080
4.	Derek Abney	2000-02	12	1723	757	1543	4035
5.	Moe Williams	1993-95	3333	313	0	73	3719
6.	Dicky Lyons	1966-68	1042	287	1065	1188	3582
7.	Anthony White	1996-99	1758	1520	0	134	3412
8.	Mark Higgs	1984-87	2892	483	0	12	3387
9.	Rodger Bird	1963-65	1699	532	193	909	3333
10.	Marc Logan	1983-86	1769	591	0	796	3156

Career Scoring Leaders

No.	Player	Years	TD	FG	PAT	Pts
1.	Joey Worley	1984-87	0	57	75	246
2.	Seth Hanson	1997-98, 2000-01	0	35	127	232
3.	Craig Yeast	1995-98	32	0	0	192
4.	Doug Pelfrey	1990-92	0	34	65	167
5.	George Adams	1981-84	27	0	2	166
6.	Moe Williams	1993-95	27	0	1	164
7.	Dicky Lyons	1966-68	26	1	4	163
8.	Rodger Bird	1963-65	27	0	0	162
9.	Sonny Collins	1972-75	26	0	2	160
10.	Derrick Ramsey	1975-77	25	0	1	152

Career Punting Leaders (min. 75)

No.	Player	Years	Punts	Yards	Avg	Long
1.	Glenn Pakulak	2000-02	134	5954	44.43	71
2.	Paul Calhoun	1981-84	198	8432	42.58	80
3.	George Blanda	1946-48	149	5926	39.771	62
4.	Lou Michaels	1955-57	122	4852	39.770	71
5.	Bill Hawk	1989-91	185	7348	39.71	75
6.	Jay Tesar	1985-88	157	6229	39.67	67
7.	Larry Seiple	1964-66	154	6106	39.64	66
8.	Nicky Nickels	1993-94	92	3627	39.42	68
9.	Dave Hardt	1968-70	248	9737	39.26	71
10.	John Tatterson	1972-74	191	7493	39.23	71

Career Punt Return Leaders (min. 40)

No.	Player	Years	RET	Yards	Avg	TD	LP
1.	Dicky Lyons	1966-68	69	1065	15.43	3	97
2.	Derek Abney	2000-02	59	757	12.83	5	86
3.	Don Phelps	1946-49	64	780	12.187	1	88
4.	Andy Molls	1979-82	43	524	12.186	1	87
5.	Brian Williams	1982-85	63	595	9.44	1	57

Career Kickoff Return Leaders (min. 30)

No.	Player	Years	RET	Yards	Avg	TD	LP
1.	Calvin Bird	1958-60	37	1001	27.05	1	89
2.	Craig Yeast	1995-98	42	1045	24.88	3	100
3.	Derek Abney	2000-02	63	1543	24.49	2	100
4.	Rodger Bird	1963-65	38	909	23.92	1	92
5.	Kio Sanford	1994-97	74	1669	22.55	1	96

Career Interception Leaders

No.	Player	Years	Int	Yards	Avg	TD
1.	Darryl Bishop	1971-73	14	376	26.85	3
2.	Wilbur Jamerson	1947-50	11	310	28.18	1
	Tony Mayes	1983-86	11	74	6.72	0
4.	Larry Carter	1977-79	10	176	17.60	0
	Buzz Burnam	1970-72	10	57	5.70	0

Season Total Offense Leaders

No.	Player	Year	Rush	Pass	Plays	Yards
1.	Tim Couch	1998	-124	4275	617	4151
2.	Jared Lorenzen	2000	140	3687	635	3827
3.	Tim Couch	1997	-125	3884	613	3759
4.	Dusty Bonner	1999	-141	3266	576	3125
5.	Jared Lorenzen	2001	119	2179	346	2298
6.	Jared Lorenzen	2002	-51	2267	387	2216
7.	Pookie Jones	1992	295	1434	343	1729
8.	Bill Ransdell	1985	-24	1744	273	1720
9.	Rick Norton	1965	-117	1823	271	1706
10.	Bill Ransdell	1984	-60	1748	301	1688

Annual Passing Leaders

Yr	Player	Com-Att-Int	Pct.	Yds	TD
2002	Jared Lorenzen	183-327-5	.560	2267	24
2001	Jared Lorenzen	167-292-7	.572	2179	19
2000	Jared Lorenzen	321-559-21	.574	3687	19
1999	Dusty Bonner	303-465-13	.652	3266	26
1998	Tim Couch	400-553-15	.723	4275	36
1997	Tim Couch	363-547-19	.664	3884	37
1996	Billy Jack Haskins	93-175-5	.531	967	5
1995	Billy Jack Haskins	93-154-6	.604	1176	4
1994	Antonio O'Ferral	48-107-6	.449	642	7
1993	Pookie Jones	85-163-7	.522	1071	8
1992	Pookie Jones	97-203-8	.478	1434	5
1991	Pookie Jones	81-138-4	.587	954	3
1990	Freddie Maggard	109-188-7	.580	1051	6
1989	Freddie Maggard	130-231-12	.563	1515	6
1988	Glenn Fohr	91-201-12	.453	1260	5
1987	Glenn Fohr	74-163- 8	.454	973	6
1986	Bill Ransdell	151-256- 9	.589	1610	3
1985	Bill Ransdell	133-231- 6	.576	1744	5
1984	Bill Ransdell	148-266-11	.556	1748	11
1983	Randy Jenkins	118-203-10	.581	1272	10
1982	Randy Jenkins	92-187- 2	.492	933	2
1981	Randy Jenkins	84-170- 8	.494	1079	6
1980	Larry McCrimmon	69-137-10	.504	1060	3
1979	Terry Henry	30- 76- 6	.395	408	5
1978	Larry McCrimmon	35-106-11	.330	752	8
1977	Derrick Ramsey	74-156- 6	.484	892	6
1976	Derrick Ramsey	51-103- 6	.495	659	7
1975	Cliff Hite	35-101- 3	.347	430	2
1974	Mike Fanuzzi	32- 83- 5	.386	438	4
1973	Mike Fanuzzi	33- 84- 4	.393	572	5
1972	Dinky McKay	80-185-15	.432	879	1
1971	Bernie Scruggs	44-102- 8	.431	554	3
1970	Bernie Scruggs	115-209-12	.550	1181	7
1969	Bernie Scruggs	80-183-11	.430	969	3
1968	Stan Forston	48-129-12	.372	643	1
1967	Dave Bair	66-164-21	.403	634	3
1966	Terry Beadles	47-113-13	.416	725	5
1965	Rick Norton	113-214-16	.528	1823	11
1964	Rick Norton	106-202-10	.524	1514	9
1963	Rick Norton	79-182-18	.412	1177	6
1962	Jerry Woolum	83-157- 9	.528	1100	4
1961	Jerry Woolum	70-125- 7	.560	892	4
1960	Jerry Woolum	63-125- 8	.504	767	3
1959	Lowell Hughes	30- 67- 5	.448	375	1
	Jerry Eisaman	29- 71- 5	.414	310	4
1958	Jerry Eisaman	30- 53- 2	.566	449	3
	Lowell Hughes	36- 72- 6	.500	437	2
1957	Lowell Hughes	40- 83- 9	.482	447	2
1956	Delmar Hughes	14- 42- 3	.333	206	3
1955	Bob Hardy	58-106- 5	.547	777	8
1954	Bob Hardy	57-108-11	.527	887	5
1953	Bob Hardy	24- 47- 3	.510	418	5
1952	Dick Shatto	19- 54- 3	.354	221	2
1951	Babe Parilli	136-239-12	.569	1643	19
1950	Babe Parilli	114-203-12	.561	1627	23
1949	Babe Parilli	81-150-13	.540	1081	8
1948	George Blanda	67-128- 6	.523	967	7
1947	George Blanda	53-114-10	.465	484	5
1946	Phil Cutchin	26- 56- 4	.464	399	-



Rick Norton

Annual Receiving Leaders

Yr	Player	Rec	Yards	Avg	TD
2002	Aaron Boone	41	706	17.2	10
2001	Derek Abney	66	741	11.2	6
2000	Derek Smith	50	716	14.3	5
1999	James Whalen	90	1019	11.3	10
1998	Craig Yeast	85	1311	15.4	14
1997	Craig Yeast	73	873	12.0	10
1996	Craig Yeast	26	378	14.5	2
1995	Craig Yeast	24	337	14.0	2
1994	Leon Smith	27	375	13.9	2
1993	Alfonzo Browning	20	335	16.8	4
	Mark Chatmon	20	294	14.7	1
1992	Kurt Johnson	20	318	15.9	1
1991	Neal Clark	47	647	13.8	3
1990	Phil Logan	37	565	15.3	4
1989	Phil Logan	28	337	12.0	1
1988	Ivy Joe Hunter	17	160	9.4	0
1987	Charlie Darrington	26	365	14.0	2
1986	Cornell Burbage	24	331	13.8	0
1985	Marc Logan	32	314	9.8	2
1984	George Adams	33	330	10.0	1
1983	Oliver White	26	252	9.7	0
1982	Robert Mangas	22	293	13.2	2
1981	Rick Massie	29	448	15.4	1
1980	Jim Campbell	33	394	11.9	4
1979	Felix Wilson	33	534	16.2	3
1978	Felix Wilson	43	727	16.9	4
1977	Dave Trosper	25	340	13.6	2
1976	Randy Burke	15	152	10.1	0
1975	Vin Hoover	18	198	11.0	1
1974	Randy Burke	12	127	10.6	1
1973	Elmore Stephens	16	282	17.6	4
1972	Jack Alvarez	41	487	11.9	0
1971	Jim Grant	10	205	20.5	1
	Lee Clymer	10	155	15.5	1
1970	Jim Grant	24	251	10.4	0
	David Hunter	24	224	9.3	2
1969	Jim Grant	33	344	10.4	1
1968	Phil Thompson	29	397	13.7	0
	Vic King	29	375	12.9	1
1967	Phil Thompson	36	377	10.5	2
1966	Larry Seiple	28	499	17.8	4
1965	Bob Windsor	30	426	14.2	2
1964	Rick Kestner	42	639	15.2	6
1963	Darrell Cox	20	333	16.7	2
1962	Tom Hutchinson	32	485	15.1	1
1961	Tom Hutchinson	32	543	16.9	4
1960	Tom Hutchinson	30	455	15.2	4
1959	Calvin Bird	16	151	9.4	0
1958	Calvin Bird	21	373	17.8	4
1957	Jim Urbaniak	13	194	14.9	3
	Bobby Cravens	13	143	11.0	0
1956	Doug Shively	7	107	15.3	1
1955	H. Schnellenberger	20	287	14.3	6
1954	H. Schnellenberger	19	254	13.4	3
1953	Steve Meilinger	18	308	17.1	3
1952	Steve Meilinger	16	326	20.4	6
1951	Steve Meilinger	41	576	14.0	8
1950	Al Bruno	38	589	15.5	10
1949	Al Bruno	12	224	18.7	0
	Nick Odlivak	12	108	9.0	1
1948	Wallace Jones	19	243	12.8	5
1947	Wallace Jones	9	93	10.3	2
1946	Not available	-	-	-	-



Leon Smith

Season Rushing Leaders

No.	Player	Year	Att	Yards	Avg	TD
1.	Moe Williams	1995	294	1600	5.4	17
2.	Artose Pinner	2002	283	1414	5.0	13
3.	Mark Higgs	1987	193	1278	6.6	10
4.	Sonny Collins	1973	224	1213	5.4	13
5.	Sonny Collins	1975	248	1150	4.6	5
6.	George Adams	1984	253	1085	4.2	13
7.	Sonny Collins	1974	177	970	5.5	5
8.	Moe Williams	1993	164	928	5.7	5
9.	Mike Fanuzzi	1974	179	909	5.1	11
10.	Alfred Rawls	1989	185	893	4.8	9

Season Passing Leaders

No.	Player	Year	Com	Att	Int	Pct	Yards	TD
1.	Tim Couch	1998	400	553	15	.723	4151	36
2.	Tim Couch	1997	363	547	19	.664	3884	37
3.	Jared Lorenzen	2000	321	559	21	.573	3687	19
4.	Dusty Bonner	1999	303	465	13	.652	3266	26
5.	Jared Lorenzen	2002	183	327	5	.560	2267	24
6.	Jared Lorenzen	2001	167	292	7	.572	2179	19
7.	Rick Norton	1965	113	214	16	.528	1823	11
8.	Bill Ransdell	1984	148	266	11	.556	1748	11
9.	Bill Ransdell	1985	133	231	6	.576	1744	5
10.	Babe Parilli	1951	136	239	12	.569	1643	19

Season Receiving Leaders

No.	Player	Year	Rec	Yards	Avg	TD
1.	James Whalen	1999	90	1019	11.3	10
2.	Craig Yeast	1998	85	1311	15.4	14
3.	Anthony White	1998	78	582	7.5	1
4.	Craig Yeast	1997	73	873	12.0	10
5.	Derek Abney	2001	66	741	11.2	6
6.	Anthony White	1997	59	453	7.7	4
7.	Anthony White	1999	56	469	8.4	3
8.	Kevin Coleman	1997	52	621	11.9	8
9.	Derek Smith	2000	50	716	14.3	5
10.	Neal Clark	1991	47	647	13.8	3

Longest Plays

Rushing

t91	Harry Jones vs. George Washington, 1951
88	Bernie Scruggs vs. Georgia, 1970
t88	Bill Ransdell vs. Xavier, 1960
t85	Mark Higgs vs. Utah State, 1987
t85	Don Phelps vs. Michigan State, 1946
t84	Mark Higgs vs. Vanderbilt, 1984
t83	Ralph Genito vs. Miami (Fla.), 1948
t82	Pete Venable vs. Bowling Green, 1979
t82	Bob Kosid vs. Detroit, 1963
t80	Quentin McCord vs. South Carolina, 1998
t80	Ken Northington vs. Vanderbilt, 1974
76	Moe Williams vs. South Carolina, 1995
t76	Mark Higgs vs. Rutgers, 1984
t76	Rodger Bird vs. LSU, 1964
t73	Alfred Rawls vs. LSU, 1989
73	Rod Stewart vs. Georgia, 1978
70	Derick Logan vs. Vanderbilt, 1996
t70	Moe Williams vs. Florida, 1993
t70	Larry Seiple vs. Ole Miss, 1965
t70	Norman Klein vs. Xavier, 1948
t69	Alfred Rawls vs. Rutgers, 1989
68	Dicky Lyons vs. Tennessee, 1967
68	Moe Williams vs. South Carolina, 1994
t67	Chad Scott v. Ball State, 2001
t66	Sonny Collins vs. Tulane, 1974
t66	Artose Pinner vs. Ole Miss, 2001
t65	Sonny Collins vs. Miss. State, 1973
65	Joe Platt vs. Miss. State, 1953

Passing

t97	Tim Couch/Craig Yeast vs. Florida, 1998
t92	Dave Bair/Dicky Lyons vs. Georgia, 1968
89	Jared Lorenzen/Derek Smith vs. Georgia, 2000
t87	Tim Couch/Kio Sanford vs. Tennessee, 1997
t86	Jared Lorenzen/Ernest Simms vs. Georgia, 2000
t83	Randy Jenkins/Allan Watson vs. Indiana, 1980
82	Bill Ransdell/Cisco Bryant vs. BGSU, 1985
t80	Dusty Bonner/Quentin McCord vs. Vanderbilt, 1999
t80	Tim Couch/Kio Sanford vs. Louisville, 1997
t80	Larry McCrimmon/Felix Wilson vs. Florida, 1978
t79	Matt Mumme/Garry Davis vs. Indiana, 1998
t78	Matt Mumme/Vincent Harrison vs. Vanderbilt, 1998
78	Terry Beadles/Larry Seiple vs. Tennessee, 1966
t77	Pookie Jones/Tim Calvert vs. Cincinnati, 1992
t77	Derrick Ramsey/Dave Trosper vs. Tennessee, 1975
t77	Jerry Woolum/Tom Hutchinson vs. LSU, 1961
t76	Rick Norton/Bob Windsor vs. Auburn, 1965
t75	Jared Lorenzen/Quentin McCord vs. Georgia, 2000
75	Dicky Lyons/Dan Spanish vs. Vanderbilt, 1966
t75	Rick Norton/Larry Seiple vs. Houston, 1965
t74	Tim Couch/Craig Yeast vs. Vanderbit, 1998
t74	Tim Couch/Craig Yeast vs. Florida, 1998
t74	Rick Norton/Larry Seiple vs. Auburn, 1965
t74	Herb Hunt/Steve Meilinger vs. Cincinnati, 1952
t73	Juan Portela/Frank McDaniels vs. West Va., 1979
t73	Freddie Maggard/Al Baker vs. Florida, 1990
73	Rick Norton/Rick Kestner vs. Baylor, 1963
t73	John Rampulla/Tom Hutchinson vs. Tennessee, 1961
t72	Jared Lorenzen/Aaron Boone vs. Middle Tenn., 2002
t72	Rick Norton/Darrell Cox vs. Detroit, 1963
t71	Bernie Scruggs/Al Godwin vs. Indiana, 1969

Punts

80	Paul Calhoun vs. Indiana, 1983
78	Randy Jenkins vs. Tennessee, 1983
75	Bill Hawk vs. Tennessee, 1991
71	Glenn Pakulak vs. Tennessee, 2002
71	Kevin Kelly vs. Miss.State, 1977
71	John Tatterson vs. LSU, 1972
71	Dave Hardt vs. Virginia Tech, 1969
71	Lou Michaels vs. Florida, 1957
68	Jimmy Carter vs. Georgia, 1996
68	Nicky Nickels vs. Indiana, 1993
68	Bill Hawk vs. Central Michigan, 1990
67	Jeff Nelson vs. Ole Miss, 1986
67	Jay Tesar vs. Georgia, 1985
67	Randy Jenkins vs. Alabama, 1980
67	Dicky Lyons vs. Georgia, 1967
67	Lou Michaels vs. Memphis State, 1955

Field Goals

53	Doug Pelfrey vs. Indiana, 1991
53	Doug Pelfrey vs. Cincinnati, 1991
52	Doug Pelfrey vs. LSU, 1992
52	Doug Pelfrey vs. Mississippi State, 1992
52	Doug Pelfrey vs. Florida, 1991
52	Joey Worley vs. Wisconsin, 1984
52	Rick Strein vs. Kansas, 1981
52	Joe Bryant vs. Virginia Tech, 1977
52	John Pierce vs. Florida, 1974
51	Joe Bryant vs. Georgia, 1977
51	Joe Bryant vs. Georgia, 1977
50	Doug Pelfrey vs. Florida, 1992
50	Doug Pelfrey vs. LSU, 1991
50	Doug Pelfrey vs. Central Michigan, 1990
50	Ken Willis vs. North Carolina, 1989
50	Joey Worley vs. Vanderbilt, 1984
50	Chris Caudell vs. Kansas State, 1983

Punt Returns

t97	Dicky Lyons vs. Houston, 1966
t88	Larry Carter vs. Virginia Tech, 1978
t88	Don Phelps vs. Marquette, 1946
t87	Andy Molls vs. Vanderbilt, 1981
t86	Derek Abney vs. Arkansas, 2002
t85	Craig Yeast vs. South Carolina, 1997
t84	Darrell Cox vs. Florida State, 1961
t78	Bill Mitchell vs. Maryland, 1956
t73	Larry Carter vs. Ole Miss, 1978
t72	Dicky Lyons vs. Tennessee, 1966
t72	Harry Jones vs. Villanova, 1952
t71	Dicky Lyons vs. Auburn, 1967
t69	Derek Abney vs. Mississippi State, 2002
67	Andy Molls vs. Vanderbilt, 1981
t64	Dee Smith vs. Utah State, 1987
64	Andy Molls vs. Virginia Tech, 1982
62	Kio Sanford vs. Louisville, 1996
62	Dicky Lyons vs. West Virginia, 1966
t62	Calvin Bird vs. Tennessee, 1959
61	Mike Siganos vs. Georgia, 1975
t61	Emery Clark vs. Georgia, 1949
t60	Larry Carter vs. Bowling Green, 1979

Kickoff Returns

t100	Derek Abney vs. Florida, 2002
t100	Craig Yeast vs. Florida, 1998
t100	Kurt Johnson vs. Georgia, 1989
t98	Doug Kotar vs. Clemson, 1971
t97	Craig Yeast vs. Vanderbilt, 1997
t96	Kio Sanford vs. Northeast Louisiana, 1994
t95	Derek Abney vs. Vanderbilt, 2002
t95	Craig Yeast vs. South Carolina, 1996
t95	Roger Gann vs. Indiana, 1969
t95	Dicky Lyons vs. LSU, 1967
t92	Rodger Bird vs. Virginia Tech, 1963
91	Don Phelps vs. Georgia, 1949
91	Don Phelps vs. Ole Miss, 1946
t89	Calvin Bird vs. Xavier, 1959
89	Craig Yeast vs. Indiana, 1998
t85	Don Phelps vs. Michigan State, 1946

Interception Returns

100	David Hunter vs. West Virginia, 1968
t97	Darryl Bishop vs. Miss. State, 1972
t95	David Johnson vs. Cincinnati, 1986
t95	Rodger Bird vs. Auburn, 1964
t93	Don Frampton vs. Ole Miss, 1949
t91	Greg Long vs. North Texas State, 1981
t89	Joe Stephan vs. Florida, 1969
83	Darryl Bishop vs. Miss. State, 1973
t82	Quentus Cumby vs. Indiana, 2002
t81	Dallas Owens vs. LSU, 1977
80	John Netoskie vs. Miami (Fla.), 1949
t78	Dom Fucci vs. Xavier, 1948

t-touchdown

Annual All-Purpose Leaders

Yr	Player	Rush	Rec	PRet	KOR	Total
2002	Derek Abney	5	569	544	804	1922
2001	Derek Abney	0	741	212	739	1692
2000	Chad Scott	611	263	0	23	895
1999	Anthony White	562	469	0	134	1,165
1998	Craig Yeast	87	1311	33	410	1,841
1997	Craig Yeast	14	873	109	345	1,341
1996	Derick Logan	700	63	0	0	763
1995	Moe Williams	1600	153	0	73	1,826
1994	Kio Sanford	-5	145	202	820	1,162
1993	Moe Williams	928	41	0	0	969
1992	Kurt Johnson	-3	318	187	330	832
1991	Kurt Johnson	52	385	129	406	972
1990	Al Baker	780	317	0	0	1,097
1989	Alfred Rawls	893	182	0	0	1,075
1988	Ivy Joe Hunter	451	160	0	272	883
1987	Mark Higgs	1,278	123	0	0	1,401
1986	Marc Logan	546	155	0	158	859
1985	Marc Logan	715	314	0	285	1,314
1984	George Adams	1,085	330	0	274	1,689
1983	George Adams	763	154	0	151	1,068
1982	George Adams	720	43	0	345	1,108
1981	Rick Massie	0	448	0	0	448
1980	Randy Brooks	578	180	0	42	800
1979	Chris Jones	770	85	0	17	872
1978	Felix Wilson	0	727	0	0	727
1977	Derrick Ramsey	618	0	0	0	618
1976	Chris Hill	606	93	-7	270	962
1975	Sonny Collins	1,150	-1	0	40	1,189
1974	Sonny Collins	970	23	0	73	1,066
1973	Sonny Collins	1,213	64	0	70	1,347
1972	Doug Kotar	361	-1	0	244	604
1971	Doug Kotar	375	40	0	589	1,004
1970	David Hunter	49	224	0	489	762
1969	Roger Gann	646	329	0	391	1,366
1968	Dicky Lyons	392	201	256	447	1,396
1967	Dicky Lyons	473	76	390	474	1,413
1966	Larry Seiple	256	499	0	120	875
1965	Larry Seiple	446	635	0	159	1,240
1964	Rodger Bird	671	191	147	195	1,204
1963	Rodger Bird	382	208	45	332	967
1962	Darrell Cox	363	310	131	296	1,100
1961	Tom Hutchinson	0	543	0	0	543
1960	Calvin Bird	129	222	119	344	814
1959	Calvin Bird	336	151	169	426	1,082
1958	Calvin Bird	168	373	18	231	790
1957	Bobby Cravens	669	143	78	239	1,129
1956	Bobby Cravens	338	0	90	180	608
1955	Don Netoskie	276	112	119	175	682
1954	Dick Mitchell	361	27	109	158	655
1953	Steve Meilinger	336	308	67	127	838
1952	Steve Meilinger	382	326	0	41	749
1951	Harry Jones	361	104	64	435	964



Darrell Cox

100-Yard Rushers

Annual Scoring Leaders

Yr	Player	TD	PAT	FG	Pts
2002	Artose Pinner	15	0	0	90
2001	Derek Abney	7	0	0	42
2000	Seth Hanson	0	23	15	68
1999	Marc Samuel	0	35	14	77
1998	Craig Yeast	15	0	0	90
1997	Craig Yeast	12	0	0	72
1996	Brian Johnson	0	16	5	31
1995	Moe Williams	17	0	0	102
1994	Moe Williams	5	0	0	30
1993	Pookie Jones	6	0	0	36
1992	Doug Pelfrey	0	21	14	63
1991	Doug Pelfrey	0	20	10	50
1990	Al Baker	12	0	0	72
1989	Ken Willis	0	13	17	64
1988	Ken Willis	0	21	12	57
1987	Joey Worley	0	26	14	68
1986	Joey Worley	0	19	17	70
1985	Joey Worley	0	15	19	72
1984	George Adams	14	0	0	84
1983	George Adams	8	1	0	50
1982	George Adams	5	1	0	32
1981	Tom Griggs	0	14	6	32
1980	Tom Griggs	0	16	9	43
1979	Chris Jones	7	2	0	46
1978	Tom Griggs	0	15	6	33
1977	Derrick Ramsey	13	1	0	80
1976	Derrick Ramsey	10	0	0	60
1975	John Pierce	0	12	10	42
1974	Mike Fanuzzi	11	0	0	66
1973	Sonny Collins	13	1	0	80
1972	Gary Knutson	6	0	0	36
1971	Lee Clymer	4	0	0	24
1970	Bob Jones	0	9	10	39
1969	Bob Jones	0	8	4	20
1968	Dicky Lyons	11	0	0	66
1967	Dicky Lyons	11	4	1	73
1966	Larry Seiple	5	2	0	34
1965	Rodger Bird	13	0	0	78
1964	Rodger Bird	10	0	0	60
1963	Rodger Bird	4	0	0	24
	Darrell Cox	4	0	0	24
	Ken Bocard	4	0	0	24
1962	Perky Bryant	4	0	0	24
1961	Tom Hutchinson	4	3	0	30
1960	Tom Hutchinson	5	0	0	30
	Calvin Bird	5	0	0	30
	Bill Ransdell	5	0	0	30
1959	Calvin Bird	8	7	0	55
1958	Calvin Bird	10	5	0	65
1957	Bobby Cravens	4	0	0	24
1956	Delmar Hughes	2	14	0	26
1955	Bob Hardy	9	8	0	62
1954	Bob Hardy	4	5	0	29
1953	Bob Hardy	5	7	0	37
1952	Steve Meilinger	8	0	0	48
1951	Harry Jones	5	29	1	62
1950	Wilbur Jamerson	12	0	0	72
1949	Don Phelps	7	1	0	43
1948	Wallace Jones	5	0	0	30
	Clayton Webb	5	0	0	30
1947	Don Phelps	5	0	0	30
1946	Don Phelps	7	0	0	42

299	Moe Williams vs. South Carolina, 1995
272	Moe Williams vs. Cincinnati, 1995
238	Moe Williams vs. Mississippi State, 1995
238	Ivy Joe Hunter vs. Vanderbilt, 1986
229	Sonny Collins vs. Miss. State, 1973
224	Artose Pinner vs. Vanderbilt, 2002
208	Mike Fanuzzi vs. Miami (Ohio), 1974
192	Alfred Rawls vs. LSU, 1989
192	Mark Higgs vs. Ole Miss, 1987
192	Sonny Collins vs. LSU, 1975
186	Derick Logan vs. Mississippi State, 1996
176	Sonny Collins vs. Tulane, 1973
171	Bill Leskovar vs. LSU, 1950
169	Mark Higgs vs. Ohio, 1987
168	Mark Higgs vs. Virginia Tech, 1987
167	Sonny Collins vs. Tulane, 1974
165	Dicky Lyons vs. Tennessee, 1967
164	Moe Williams vs. Auburn, 1995
163	Artose Pinner vs. Middle Tennessee, 2002
161	Sonny Collins vs. Maryland, 1975
160	Sonny Collins vs. Indiana, 1974
160	Mike Fanuzzi vs. Tennessee, 1973
159	Moe Williams vs. Georgia, 1993
159	Al Baker vs. LSU, 1990
159	Larry Seiple vs. Ole Miss, 1965
158	Mark Higgs vs. Utah State, 1987
157	Rodger Bird vs. Virginia Tech, 1963
156	Sonny Collins vs. Georgia, 1973
153	Bobby Cravens vs. Georgia Tech, 1958
151	Moe Williams vs. Tennessee, 1995
151	Al Baker vs. Vanderbilt, 1990
147	Moe Williams vs. Georgia, 1994
147	Sonny Collins vs. Georgia, 1974
145	George Adams vs. Indiana, 1984
144	George Adams vs. North Texas State, 1984
144	Charles Sturgeon vs. Georgia, 1959
143	Artose Pinner vs. Louisiana State, 2002
143	George Adams vs. Tulane, 1984
141	Artose Pinner vs. Indiana, 2002
140	Derick Logan vs. Georgia, 1996
140	Sonny Collins vs. Penn State, 1975
139	George Adams vs. Tulane, 1984
139	Ralph Genito vs. Miami (Fla.), 1948
138	Shawn Donigan vs. LSU, 1979
137	Derek Homer vs. Tennessee, 1997
137	Mark Higgs vs. Tennessee, 1987
136	Gary Knutson vs. Miss. State, 1972
135	George Adams vs. Vanderbilt, 1983
135	George Adams vs. Vanderbilt, 1982
134	Chris Jones vs. Bowling Green, 1979
133	Al Baker vs. Georgia, 1990
133	Mark Higgs vs. Vanderbilt, 1987
133	Sonny Collins vs. Kansas, 1975
133	Rodger Bird vs. Vanderbilt, 1965
132	Derick Logan vs. Vanderbilt, 1996
132	Alfred Rawls vs. Alabama, 1988
131	Anthony White vs. Indiana, 1997
130	Artose Pinner vs. Ole Miss, 2001
130	Anthony White vs. Indiana, 1999
130	Derek Homer vs. Mississippi State, 1998



Bob Windsor



Donnie Redd



Bernie Scruggs

130	Pookie Jones vs. Kent, 1993
130	Alfred Rawls vs. North Carolina, 1989
130	Darrell Cox vs. Miami (Fla.), 1963
129	Moe Williams vs. East Carolina, 1993
129	Bob Windsor vs. West Virginia, 1966
128	Alfred Rawls vs. Georgia, 1988
128	Mark Higgs vs. Vanderbilt, 1984
128	Ivy Joe Hunter vs. So. Mississippi, 1986
128	Sonny Collins vs. No. Carolina, 1973
127	Sonny Collins vs. Auburn, 1974
125	Artose Pinner vs. Florida, 2000
125	Mark Higgs vs. Miss. State, 1985
125	Chris Jones vs. Vanderbilt, 1979
125	Bill Ransdell vs. Xavier, 1960
124	Alfred Rawls vs. Rutgers, 1989
123	Derek Homer vs. Louisville, 1998
122	Chris Jones vs. Ole Miss, 1979
122	Terry Henry vs. LSU, 1979
121	Randy Brooks vs. LSU, 1977
121	Derrick Ramsey vs. Tennessee, 1975
120	Moe Williams vs. Indiana, 1995
120	Shawn Donigan vs. Ole Miss, 1979
120	Sonny Collins vs. Virginia Tech, 1975
119	Chad Scott vs. Ball State, 2001
119	Chad Scott vs. Mississippi State, 2000
119	Anthony White vs. Connecticut, 1999
119	Bill Leskovar vs. North Texas State, 1950
118	Derrick Ramsey vs. Vanderbilt, 1976
118	Sonny Collins vs. Indiana, 1972
118	Rodger Bird vs. West Virginia, 1965
117	Artose Pinner vs. South Carolina, 2002
117	Anthony White vs. Alabama, 1997
117	Moe Williams vs. Georgia, 1995
117	Moe Williams vs. South Carolina, 1994
117	Allen Felch vs. Cincinnati, 1952
116	Artose Pinner vs. Texas-El Paso, 2002
116	Mark Higgs vs. Rutgers, 1984
116	Larry Seiple vs. Auburn, 1966
115	Marc Logan vs. Miss. State, 1985
114	George Adams vs. Rutgers, 1984
114	George Adams vs. Kansas, 1982
114	Mike Fanuzzi vs. Indiana, 1974
113	Sonny Collins vs. Vanderbilt, 1972
112	Marc Logan vs. Cincinnati, 1985
112	Terry Henry vs. Utah State, 1980
112	Chris Jones vs. Tennessee, 1979
112	Sonny Collins vs. Indiana, 1973
112	Bob Kosid vs. Detroit, 1963
112	Sonny Collins vs. Virginia Tech, 1974
112	Rodger Bird vs. Auburn, 1964
111	Artose Pinner vs. Georgia, 2002
111	Derrick Ramsey vs. Vanderbilt, 1977
111	Mike Fanuzzi vs. Virginia Tech, 1974
111	Larry Seiple vs. West Virginia, 1965
111	Darrell Cox vs. Tennessee, 1962
110	George Adams vs. Tennessee, 1984
110	Steve Meilinger vs. Florida, 1952
109	Moe Williams vs. Florida, 1993
109	Matt Riazzi vs. Tennessee, 1992
109	Randy Brooks vs. Utah State, 1980
109	Sonny Collins vs. Auburn, 1975
109	Roger Gann vs. West Virginia, 1969
108	Arliss Beach vs. Texas-El Paso, 2002
108	Anthony White vs. South Carolina, 1998
108	Damon Hood vs. Louisville, 1994
108	Tom Fillion vs. Ole Miss, 1951
107	Derek Homer vs. South Carolina, 1997
107	Raymond McLaurin vs. LSU, 1995
107	Alfred Rawls vs. Indiana, 1989
106	Chad Scott vs. South Florida, 2000
106	Moe Williams vs. LSU, 1993
106	George Adams vs. Kent State, 1984
106	Chris Hill vs. Penn State, 1976
106	Terry Beadles vs. North Carolina, 1966
106	Norman Klein vs. Xavier, 1948
105	Artose Pinner vs. South Carolina, 2001
105	Lawrence Lee vs. Vanderbilt, 1981
105	Lawrence Lee vs. Tennessee, 1981
105	Rod Stewart vs. Georgia, 1978
105	Larry Jones vs. Clemson, 1952
105	Steve Meilinger vs. Tulane, 1952
104	Artose Pinner vs. Mississippi State, 2002
104	Donnie Redd vs. Indiana, 1992
104	Marc Logan vs. Indiana, 1984
104	Pete Venable vs. Bowling Green, 1979
104	Rod Stewart vs. North Carolina, 1976
104	Steve Campassi vs. Maryland, 1975
104	Bernie Scruggs vs. Georgia, 1970
104	Rodger Bird vs. LSU, 1964
103	Rod Stewart vs. Penn State, 1976
103	Roger Gann vs. Vanderbilt, 1969
103	Bob Dougherty vs. Tennessee, 1955
102	Glenn Shaw vs. Miss. State, 1958
101	Rodger Bird vs. Detroit, 1964
100	Ivy Joe Hunter vs. Indiana, 1987
100	George Adams vs. LSU, 1983

300-Yard Passers/100-Yard Receivers

300-Yard Passers

528 Jared Lorenzen vs. Georgia, 2000 (39-58-2, 2TD)
499 Tim Couch vs. Arkansas, 1998 (47-67-1, 3TD)
498 Tim Couch vs. Louisville, 1998 (29-39-0, 7TD)
492 Tim Couch vs. Vanderbilt, 1998 (44-53-3, 5TD)
476 Tim Couch vs. Tennessee, 1997 (35-50-3, 2TD)
453 Jared Lorenzen vs. Vanderbilt, 2001 (26-37-0, 6TD)
446 Dusty Bonner vs. Louisville, 1999 (34-62-2, 3 TD)
428 Tim Couch vs. Northeast Louisiana, 1997 (34-43-1, 6TD)
421 Dusty Bonner vs. Georgia, 1999 (33-52-1, 4 TD)
410 Tim Couch vs. Louisiana State, 1997 (41-66-3, 4TD)
406 Jared Lorenzen vs. Tennessee, 2001 (34-53-1, 4 TD)
406 Tim Couch vs. Florida, 1998 (40-61-2, 3TD)
398 Tim Couch vs. Louisville, 1997 (36-50-1, 4TD)
391 Tim Couch vs. Louisiana State, 1998 (37-50-1, 3TD)
385 Jared Lorenzen vs. Vanderbilt, 2000 (33-55-1, 2TD)
382 Jared Lorenzen vs. South Florida, 2000 (30-57-1, 3TD)
377 Jared Lorenzen vs. Georgia, 2001 (32-54-2, 3TD)
373 Rick Norton vs. Houston, 1965 (19-35-4, 2TD)
372 Tim Couch vs. Eastern Kentucky, 1998 (32-41-0, 5TD)
363 Jared Lorenzen vs. Florida, 2000 (35-59-2, 2TD)
361 Dusty Bonner vs. Tennessee, 1999 (32-50-5, 3 TD)
357 Pookie Jones vs. Mississippi State, 1992 (19-32-0, 1TD)
355 Tim Couch vs. Alabama, 1997 (32-49-3, 4TD)
349 Tim Couch vs. Mississippi State, 1997 (39-61-1, 4TD)
348 Tim Couch vs. Florida, 1997 (33-59-3, 2TD)
339 Jared Lorenzen vs. Indiana, 2000 (33-48-0, 2TD)
339 Dusty Bonner vs. Connecticut, 1999 (34-40-0, 4 TD)
338 Tim Couch vs. Mississippi State, 1998 (35-45-1, 2TD)
338 Babe Parilli vs. Cincinnati, 1950 (18-29-0, 5TD)
337 Tim Couch vs. Tennessee, 1998 (35-56-1, 2TD)
336 Tim Couch vs. Penn State, 1998 (30-48-2, 2 TD)
334 Tim Couch vs. Indiana, 1997 (24-34-0, 7TD)
328 Jared Lorenzen vs. Tennessee, 2000 (24-46-2, 2TD)
326 Tim Couch vs. Georgia, 1998 (34-46-2, 2TD)
324 Jared Lorenzen vs. Indiana, 2001 (26-47-1, 2 TD)
324 Tim Couch vs. Georgia, 1997 (41-55-3, 1TD)
322 Jared Lorenzen vs. Louisville, 2000 (22-34-3, 3TD)
322 Bill Ransdell vs. Vanderbilt, 1985 (30-56-0, 1TD)
320 Jared Lorenzen vs. Mississippi State, 2001 (26-46-2, 2 TD)
315 Tim Couch vs. South Carolina, 1998 (29-42-0, 3TD)
313 Bill Ransdell vs. Bowling Green, 1985 (15-34-1, 1TD)
305 Jared Lorenzen vs. Middle Tennessee, 2002 (22-31-1, 3TD)
304 Jared Lorenzen vs. South Carolina, 2000 (34-52-2, 1TD)
304 Dusty Bonner vs. Indiana, 1999 (24-31-1, 5 TD)
302 Bill Ransdell vs. Tulane, 1985 (22-34-2, 0TD)
301 Tim Couch vs. Indiana, 1998 (38-53-4, 1TD)
300 Bill Ransdell vs. Cincinnati, 1985 (16-26-2, 2TD)

100-Yard Receivers

269 Craig Yeast vs. Vanderbilt, 1998 (16)
206 Craig Yeast vs. Florida, 1998 (6)
185 Rick Kestner vs. Ole Miss, 1964 (9)
170 Dee Smith vs. Tennessee, 1987 (7)
167 Larry Seiple vs. Houston, 1965 (5)
157 Quentin McCord vs. Tennessee 2000 (6)
157 Felix Wilson vs. Florida, 1979 (6)
155 Al Bruno vs. Cincinnati, 1950 (6)
151 James Whalen vs. Georgia, 1999 (10)
151 Larry Seiple vs. Tennessee, 1966 (7)
150 Craig Yeast vs. Louisville, 1998 (9)
147 Kio Sanford vs. Tennessee, 1997 (9)
144 Greg Wimberly vs. Florida, 1980 (6)
140 Jim Campbell vs. Bowling Green, 1980 (11)
136 Larry Seiple vs. West Virginia, 1966 (6)
135 Steve Parrish vs. Tennessee, 1969 (9)
135 Larry Seiple vs. Auburn, 1965 (3)
131 Lance Mickelsen vs. Northeast Louisiana, 1997 (6)
131 Cornell Burbage vs. Miss. State, 1985 (7)
130 Derek Smith vs. Vanderbilt, 2001 (4)
130 Craig Yeast vs. Northeast Louisiana, 1997 (7)
130 Tim Calvert vs. Cincinnati, 1992 (3)
130 Dicky Lyons vs. Georgia, 1968 (3)
130 Calvin Bird vs. Ole Miss, 1958 (10)
129 Felix Wilson vs. Florida, 1978 (5)
128 Phil Logan vs. Florida, 1990 (8)
126 Quentin McCord vs. Georgia, 2000 (7)
125 Craig Yeast vs. Florida, 1997 (10)
124 Kendrick Shanklin vs. Georgia, 1999 (8)
123 Derek Abney vs. Mississippi State, 2001 (12)
123 Darrell Cox vs. Detroit, 1963 (6)
122 Craig Yeast vs. Louisiana State, 1998 (7)
121 James Whalen vs. Indiana, 1999 (10)
120 Quentin McCord vs. South Florida, 2000 (6)
120 Kio Sanford vs. Louisville, 1997 (6)
119 James Whalen vs. South Carolina, 1999 (9)
118 Derek Abney vs. Tennessee, 2001 (10)
118 Eric Pitts vs. Cincinnati, 1985 (6)
118 Bob Windsor vs. Auburn, 1965 (5)
117 Anthony White vs. South Carolina, 1998 (8)
117 Ray Barga vs. Indiana, 1972 (7)
116 Steve Parrish vs. Vanderbilt, 1969 (10)
115 Quentin McCord vs. Florida, 2000 (5)
115 James Whalen vs. Louisville, 1999 (8)
115 Allan Watson vs. Tulane, 1980 (5)
114 James Whalen vs. Tennessee, 1999 (8)
114 Howard Schnellenberger vs. Vanderbilt, 1954 (8)
113 Derek Abney vs. Vanderbilt, 2001 (7)
113 Craig Yeast vs. Eastern Kentucky, 1998 (7)
113 Tom Hutchinson vs. Georgia, 1961 (5)
112 Aaron Boone vs. Louisiana State, 2002 (3)
112 Allan Watson vs. Georgia, 1980 (7)
112 Rick Kestner vs. Tennessee, 1964 (7)
111 Aaron Boone vs. Middle Tennessee, 2002 (6)
110 Joe Jacobs vs. Virginia Tech, 1967 (7)
110 Dave Chapman vs. Xavier, 1960 (4)
110 Howard Schnellenberger vs. Villanova, 1955 (7)
109 Dave Gash vs. Georgia, 1960 (4)
108 Derek Smith vs. Georgia, 2000 (5)
108 Chris Derry vs. Tulane, 1985 (7)
108 Dan Spanish vs. Vanderbilt, 1966 (4)
108 Steve Meilinger vs. Ole Miss, 1952 (4)
108 Steve Meilinger vs. Villanova, 1951 (4)
107 Rick Massie vs. Clemson, 1981 (7)
106 Rick Massie vs. Tennessee, 1981 (4)
106 Dan Spanish vs. Ole Miss, 1965 (7)
106 Steve Meilinger vs. Florida, 1953 (5)
105 Kevin Coleman vs. Arkansas, 1998 (6)
104 Allan Watson vs. Indiana, 1980 (2)
103 Kevin Coleman vs. Mississippi State, 1998 (8)
103 Derek Homer vs. Alabama, 1997 (3)
103 Andy Murray vs. LSU, 1986 (6)
103 Greg Wimberly vs. Vanderbilt, 1980 (4)
102 Aaron Boone vs. Arkansas, 2002 (7)
102 Derek Smith vs. Mississippi State, 2000 (6)
102 Craig Yeast vs. Tennessee, 1998 (7)
101 Neal Clark vs. Florida, 1991 (8)
100 Kevin Coleman vs. Georgia, 1998 (6)
100 Craig Yeast vs. Georgia, 1998 (8)
100 Jimmy Robinson vs. LSU, 1997 (8)
100 John Bolden vs. LSU, 1988 (3)

Annual Punting Leaders

Yr	Player	No	Yards	Avg	Long
2002	Glenn Pakulak	66	3008	45.6	71
2001	Glenn Pakulak	56	2492	44.5	69
2000	Seth Hanson	33	1223	37.1	55
1999	Andy Smith	47	2009	42.7	59
1998	Jimmy Carter	38	1,491	39.2	58
1997	Jimmy Carter	39	1,569	40.2	64
1996	Jimmy Carter	91	3,597	39.5	68
1995	Jimmy Carter	61	2,171	35.6	65
1994	Nicky Nickels	64	2,554	39.9	58
1993	Nicky Nickels	28	1,073	38.3	68
1992	Jason Todd	57	2,198	38.6	55
1991	Bill Hawk	54	2,255	41.8	75
1990	Bill Hawk	67	2,701	40.3	68
1989	Bill Hawk	64	2,392	37.4	59
1988	Jeff Nelson	33	1,355	41.1	58
1987	Jay Tesar	54	2,152	39.9	60
1986	Jeff Nelson	41	1,648	40.2	67
1985	Jay Tesar	68	2,758	40.6	67
1984	Paul Calhoun	60	2,677	44.6	62
1983	Paul Calhoun	69	2,981	43.2	80
1982	Paul Calhoun	59	2,446	41.5	60
1981	Randy Jenkins	66	2,542	37.7	60
1980	Randy Jenkins	45	1,783	39.6	67
1979	Chris Poulton	51	1,884	36.9	55
1978	Kevin Kelly	58	2,007	34.6	52
1977	Kevin Kelly	58	2,305	39.7	71
1976	Pete Gemmill	48	1,847	38.5	64
1975	Pete Gemmill	61	2,276	37.3	66
1974	John Tatterson	52	2,164	41.6	56
1973	John Tatterson	64	2,337	36.5	55
1972	John Tatterson	75	2,992	39.9	71
1971	Gary Knutson	65	2,345	36.1	48
1970	Dave Hardt	90	3,471	38.6	65
1969	Dave Hardt	80	3,257	40.7	71
1968	Dave Hardt	78	3,009	38.4	56
1967	Dickey Lyons	46	1,733	38.5	67
1966	Larry Seiple	64	2,443	38.2	64
1965	Larry Seiple	55	2,188	39.8	66
1964	Larry Seiple	35	1,475	42.1	63
1963	Rodger Bird	42	1,469	34.9	63
1962	Darrell Cox	58	2,142	36.9	65
1961	Darrell Cox	50	1,746	34.9	53
1960	Charles Sturgeon	33	1,192	36.1	51
1959	Charles Sturgeon	43	1,442	33.5	52
1958	Doug Shively	40	1,420	35.5	54
1957	Lou Michaels	47	1,910	40.6	71
1956	Lou Michaels	57	2,185	38.3	61
1955	Lou Michaels	18	757	42.1	67
1954	Bradley Mills	29	1,000	34.5	-
1953	Steve Meilinger	35	1,288	36.8	-
1952	Jim Mayo	34	1,091	32.1	-
1951	Babe Parilli	63	2,284	34.7	-
1950	Dom Fucci	50	2,047	40.9	-
1949	Dom Fucci	36	1,282	35.6	-
1948	George Blanda	58	2,346	40.4	-
1947	George Blanda	-	-	39.4	-
1946	George Blanda	28	1,106	39.5	-



John Tatterson

300—Tackle Club

Annual Punt Return Leaders

Yr	Player	No	Yds.	Avg	TD	LG
2002	Derek ABney	36	544	15.1	4	86
2001	Derek Abney	22	212	9.6	1	47
2000	Kendrick Shanklin	14	16	1.1	0	8
1999	Kendrick Shanklin	16	216	13.5	1	56
1998	Craig Yeast	11	33	3.0	0	12
1997	Craig Yeast	7	109	15.6	1	85
1996	Kio Sanford	16	126	7.9	0	62
1995	Antonio O'Ferral	13	67	5.2	0	13
1994	Kio Sanford	24	202	8.4	0	36
1993	Matt Riazzi	26	140	5.4	0	22
1992	Kurt Johnson	25	187	7.5	0	35
1991	Kurt Johnson	17	129	7.6	0	39
1990	Chris Tolbert	15	124	8.3	0	31
1989	Chris Tolbert	16	212	13.3	1	58
1988	Chris Tolbert	32	250	7.8	0	49
1987	Dee Smith	24	242	10.1	1	64
1986	Cornell Burbage	25	167	6.7	0	35
1985	Brian Williams	20	223	11.2	1	57
1984	Brian Williams	11	63	5.7	0	28
1983	Brian Williams	29	284	9.8	0	47
1982	Andy Molls	11	104	8.9	0	64
1981	Andy Molls	33	420	13.4	1	87
1980	Chris Jacobs	28	127	4.5	0	22
1979	Larry Carter	31	221	7.1	1	60
1978	Larry Carter	29	354	12.2	2	88
1977	Mike Siganos	43	308	7.2	0	43
1976	Mike Siganos	40	216	5.4	0	19
1975	Mike Siganos	30	261	8.7	0	66
1974	Ben Thomas	24	192	8.0	0	47
1973	Jeff Woodcock	26	41	1.6	0	15
1972	Steve Phillips	17	187	11.0	0	39
1971	Emmett Burnam	7	35	5.0	0	12
1970	Jim Lett	10	76	7.6	0	-
1969	Paul Martin	17	121	7.1	0	44
1968	Dicky Lyons	20	256	12.8	0	59
1967	Dicky Lyons	24	390	16.3	1	71
1966	Dicky Lyons	25	419	16.8	2	97
1965	Terry Beadles	16	185	11.6	0	25
1964	Rodger Bird	12	147	12.2	0	47
1963	Rodger Bird	4	45	11.2	0	15
	Darrell Cox	4	17	4.2	0	8
1962	Darrell Cox	13	131	10.1	0	26
1961	Darrell Cox	21	281	13.4	1	86
1960	Calvin Bird	11	119	10.8	0	34
	Jimmy Poynter	11	116	10.5	0	21
1959	Calvin Bird	10	169	16.9	2	62
1958	Glenn Shaw	5	46	9.2	0	15
1957	Bobby Cravens	9	78	8.2	0	23
1956	Billy Mitchell	11	175	15.9	1	78
1955	Don Netoskie	10	119	11.9	0	38
1954	Dick Mitchell	13	109	8.4	0	-
1953	Steve Meilinger	8	67	8.4	0	-
1952	Wallace Mitchell	14	156	11.1	0	-
1951	Emery Clark	17	128	6.9	0	-
1950	Dom Fucci	16	91	5.7	0	-
1949	Don Phelps	24	201	8.4	0	-
1948	Wilbur Jamerson	15	147	9.8	0	-
1947	Don Phelps	20	224	11.2	0	-
1946	Don Phelps	15	287	19.0	1	88



Rodger Bird

Jim Kovach, Linebacker

Year	Solo	Asst	Total
1974	36	34	70
1975	76	68	144
1976	94	49	143
1978	92	72	164
Totals	298	223	521

Chris Chenault, Linebacker

Year	Solo	Asst	Total
1985	56	36	92
1986	63	33	96
1987	77	83	160
1988	68	66	134
Totals	264	218	482

Jeff Kremer, Linebacker

Year	Solo	Asst	Total
1984	34	50	84
1985	91	46	137
1986	38	36	74
1987	90	90	180
Totals	253	222	475

Marty Moore, Linebacker

Year	Solo	Asst	Total
1990	—	—	23
1991	—	—	183
1992	—	—	148
1993	81	35	116
Totals	n/a	n/a	470

John Grimsley, Linebacker

Year	Solo	Asst	Total
1980	4	3	7
1981	89	64	153
1982	90	66	156
1983	77	44	121
Totals	260	177	437

Kevin McClellan, Linebacker

Year	Solo	Asst	Total
1980	10	8	18
1981	79	62	141
1982	71	49	120
1983	74	63	137
Totals	234	182	416

Jerry Blanton, Noseguard

Year	Solo	Asst	Total
1974	43	38	81
1975	53	52	105
1976	62	38	100
1977	54	49	103
Totals	212	177	389

Randy Holleran, Linebacker

Year	Solo	Asst	Total
1987	26	18	44
1988	102	59	161
1989			INJURED
1990	—	—	174
Totals	—	—	379

Richard Jaffe, Noseguard

Year	Solo	Asst	Total
1976	44	22	66
1977	71	32	103
1978	60	22	82
1979	65	34	99
Totals	240	110	350

Brian Williams, Defensive End

Year	Solo	Asst	Total
1982	30	18	48
1983	63	42	105
1984	71	37	108
1985	53	36	89
Totals	217	133	350

Tom Ehlers, Linebacker

Year	Solo	Asst	Total
1972	29	29	58
1973	76	41	117
1974	91	83	174
Totals	196	153	349

Darryl Bishop, Safety

Year	Solo	Asst	Total
1971	73	73	146
1972	79	57	136
1973	41	25	66
Totals	193	155	348

Larry Smith, Linebacker

Year	Solo	Asst	Total
1983	1	0	1
1984	33	22	55
1985	82	70	152
1986	64	70	134
Totals	180	162	342

Tom Ranieri, Linebacker

Year	Solo	Asst	Total
1972	65	15	80
1974	76	61	137
1975	72	40	112
Totals	213	116	329

Art Still, Defensive End

Year	Solo	Asst	Total
1974	42	31	73
1975	31	23	54
1976	76	26	102
1977	56	42	98
Totals	205	122	327

Keith Martin, Defensive Tackle

Year	Solo	Asst	Total
1980	1	0	1
1981	53	37	90
1982	37	71	108
1983	60	60	120
Totals	151	168	319

300-Yard Passers/100-Yard Receivers

300-Yard Passers

528 Jared Lorenzen vs. Georgia, 2000 (39-58-2, 2TD)
499 Tim Couch vs. Arkansas, 1998 (47-67-1, 3TD)
498 Tim Couch vs. Louisville, 1998 (29-39-0, 7TD)
492 Tim Couch vs. Vanderbilt, 1998 (44-53-3, 5TD)
476 Tim Couch vs. Tennessee, 1997 (35-50-3, 2TD)
453 Jared Lorenzen vs. Vanderbilt, 2001 (26-37-0, 6TD)
446 Dusty Bonner vs. Louisville, 1999 (34-62-2, 3 TD)
428 Tim Couch vs. Northeast Louisiana, 1997 (34-43-1, 6TD)
421 Dusty Bonner vs. Georgia, 1999 (33-52-1, 4 TD)
410 Tim Couch vs. Louisiana State, 1997 (41-66-3, 4TD)
406 Jared Lorenzen vs. Tennessee, 2001 (34-53-1, 4 TD)
406 Tim Couch vs. Florida, 1998 (40-61-2, 3TD)
398 Tim Couch vs. Louisville, 1997 (36-50-1, 4TD)
391 Tim Couch vs. Louisiana State, 1998 (37-50-1, 3TD)
385 Jared Lorenzen vs. Vanderbilt, 2000 (33-55-1, 2TD)
382 Jared Lorenzen vs. South Florida, 2000 (30-57-1, 3TD)
377 Jared Lorenzen vs. Georgia, 2001 (32-54-2, 3TD)
373 Rick Norton vs. Houston, 1965 (19-35-4, 2TD)
372 Tim Couch vs. Eastern Kentucky, 1998 (32-41-0, 5TD)
363 Jared Lorenzen vs. Florida, 2000 (35-59-2, 2TD)
361 Dusty Bonner vs. Tennessee, 1999 (32-50-5, 3 TD)
357 Pookie Jones vs. Mississippi State, 1992 (19-32-0, 1TD)
355 Tim Couch vs. Alabama, 1997 (32-49-3, 4TD)
349 Tim Couch vs. Mississippi State, 1997 (39-61-1, 4TD)
348 Tim Couch vs. Florida, 1997 (33-59-3, 2TD)
339 Jared Lorenzen vs. Indiana, 2000 (33-48-0, 2TD)
339 Dusty Bonner vs. Connecticut, 1999 (34-40-0, 4 TD)
338 Tim Couch vs. Mississippi State, 1998 (35-45-1, 2TD)
338 Babe Parilli vs. Cincinnati, 1950 (18-29-0, 5TD)
337 Tim Couch vs. Tennessee, 1998 (35-56-1, 2TD)
336 Tim Couch vs. Penn State, 1998 (30-48-2, 2 TD)
334 Tim Couch vs. Indiana, 1997 (24-34-0, 7TD)
328 Jared Lorenzen vs. Tennessee, 2000 (24-46-2, 2TD)
326 Tim Couch vs. Georgia, 1998 (34-46-2, 2TD)
324 Jared Lorenzen vs. Indiana, 2001 (26-47-1, 2 TD)
324 Tim Couch vs. Georgia, 1997 (41-55-3, 1TD)
322 Jared Lorenzen vs. Louisville, 2000 (22-34-3, 3TD)
322 Bill Ransdell vs. Vanderbilt, 1985 (30-56-0, 1TD)
320 Jared Lorenzen vs. Mississippi State, 2001 (26-46-2, 2 TD)
315 Tim Couch vs. South Carolina, 1998 (29-42-0, 3TD)
313 Bill Ransdell vs. Bowling Green, 1985 (15-34-1, 1TD)
305 Jared Lorenzen vs. Middle Tennessee, 2002 (22-31-1, 3TD)
304 Jared Lorenzen vs. South Carolina, 2000 (34-52-2, 1TD)
304 Dusty Bonner vs. Indiana, 1999 (24-31-1, 5 TD)
302 Bill Ransdell vs. Tulane, 1985 (22-34-2, 0TD)
301 Tim Couch vs. Indiana, 1998 (38-53-4, 1TD)
300 Bill Ransdell vs. Cincinnati, 1985 (16-26-2, 2TD)

100-Yard Receivers

269 Craig Yeast vs. Vanderbilt, 1998 (16)
206 Craig Yeast vs. Florida, 1998 (6)
185 Rick Kestner vs. Ole Miss, 1964 (9)
170 Dee Smith vs. Tennessee, 1987 (7)
167 Larry Seiple vs. Houston, 1965 (5)
157 Quentin McCord vs. Tennessee 2000 (6)
157 Felix Wilson vs. Florida, 1979 (6)
155 Al Bruno vs. Cincinnati, 1950 (6)
151 James Whalen vs. Georgia, 1999 (10)
151 Larry Seiple vs. Tennessee, 1966 (7)
150 Craig Yeast vs. Louisville, 1998 (9)
147 Kio Sanford vs. Tennessee, 1997 (9)
144 Greg Wimberly vs. Florida, 1980 (6)
140 Jim Campbell vs. Bowling Green, 1980 (11)
136 Larry Seiple vs. West Virginia, 1966 (6)
135 Steve Parrish vs. Tennessee, 1969 (9)
135 Larry Seiple vs. Auburn, 1965 (3)
131 Lance Mickelsen vs. Northeast Louisiana, 1997 (6)
131 Cornell Burbage vs. Miss. State, 1985 (7)
130 Derek Smith vs. Vanderbilt, 2001 (4)
130 Craig Yeast vs. Northeast Louisiana, 1997 (7)
130 Tim Calvert vs. Cincinnati, 1992 (3)
130 Dicky Lyons vs. Georgia, 1968 (3)
130 Calvin Bird vs. Ole Miss, 1958 (10)
129 Felix Wilson vs. Florida, 1978 (5)
128 Phil Logan vs. Florida, 1990 (8)
126 Quentin McCord vs. Georgia, 2000 (7)
125 Craig Yeast vs. Florida, 1997 (10)
124 Kendrick Shanklin vs. Georgia, 1999 (8)
123 Derek Abney vs. Mississippi State, 2001 (12)
123 Darrell Cox vs. Detroit, 1963 (6)
122 Craig Yeast vs. Louisiana State, 1998 (7)
121 James Whalen vs. Indiana, 1999 (10)
120 Quentin McCord vs. South Florida, 2000 (6)
120 Kio Sanford vs. Louisville, 1997 (6)
119 James Whalen vs. South Carolina, 1999 (9)
118 Derek Abney vs. Tennessee, 2001 (10)
118 Eric Pitts vs. Cincinnati, 1985 (6)
118 Bob Windsor vs. Auburn, 1965 (5)
117 Anthony White vs. South Carolina, 1998 (8)
117 Ray Barga vs. Indiana, 1972 (7)
116 Steve Parrish vs. Vanderbilt, 1969 (10)
115 Quentin McCord vs. Florida, 2000 (5)
115 James Whalen vs. Louisville, 1999 (8)
115 Allan Watson vs. Tulane, 1980 (5)
114 James Whalen vs. Tennessee, 1999 (8)
114 Howard Schnellenberger vs. Vanderbilt, 1954 (8)
113 Derek Abney vs. Vanderbilt, 2001 (7)
113 Craig Yeast vs. Eastern Kentucky, 1998 (7)
113 Tom Hutchinson vs. Georgia, 1961 (5)
112 Aaron Boone vs. Louisiana State, 2002 (3)
112 Allan Watson vs. Georgia, 1980 (7)
112 Rick Kestner vs. Tennessee, 1964 (7)
111 Aaron Boone vs. Middle Tennessee, 2002 (6)
110 Joe Jacobs vs. Virginia Tech, 1967 (7)
110 Dave Chapman vs. Xavier, 1960 (4)
110 Howard Schnellenberger vs. Villanova, 1955 (7)
109 Dave Gash vs. Georgia, 1960 (4)
108 Derek Smith vs. Georgia, 2000 (5)
108 Chris Derry vs. Tulane, 1985 (7)
108 Dan Spanish vs. Vanderbilt, 1966 (4)
108 Steve Meilinger vs. Ole Miss, 1952 (4)
108 Steve Meilinger vs. Villanova, 1951 (4)
107 Rick Massie vs. Clemson, 1981 (7)
106 Rick Massie vs. Tennessee, 1981 (4)
106 Dan Spanish vs. Ole Miss, 1965 (7)
106 Steve Meilinger vs. Florida, 1953 (5)
105 Kevin Coleman vs. Arkansas, 1998 (6)
104 Allan Watson vs. Indiana, 1980 (2)
103 Kevin Coleman vs. Mississippi State, 1998 (8)
103 Derek Homer vs. Alabama, 1997 (3)
103 Andy Murray vs. LSU, 1986 (6)
103 Greg Wimberly vs. Vanderbilt, 1980 (4)
102 Aaron Boone vs. Arkansas, 2002 (7)
102 Derek Smith vs. Mississippi State, 2000 (6)
102 Craig Yeast vs. Tennessee, 1998 (7)
101 Neal Clark vs. Florida, 1991 (8)
100 Kevin Coleman vs. Georgia, 1998 (6)
100 Craig Yeast vs. Georgia, 1998 (8)
100 Jimmy Robinson vs. LSU, 1997 (8)
100 John Bolden vs. LSU, 1988 (3)

Annual Punting Leaders

Yr	Player	No	Yards	Avg	Long
2002	Glenn Pakulak	66	3008	45.6	71
2001	Glenn Pakulak	56	2492	44.5	69
2000	Seth Hanson	33	1223	37.1	55
1999	Andy Smith	47	2009	42.7	59
1998	Jimmy Carter	38	1,491	39.2	58
1997	Jimmy Carter	39	1,569	40.2	64
1996	Jimmy Carter	91	3,597	39.5	68
1995	Jimmy Carter	61	2,171	35.6	65
1994	Nicky Nickels	64	2,554	39.9	58
1993	Nicky Nickels	28	1,073	38.3	68
1992	Jason Todd	57	2,198	38.6	55
1991	Bill Hawk	54	2,255	41.8	75
1990	Bill Hawk	67	2,701	40.3	68
1989	Bill Hawk	64	2,392	37.4	59
1988	Jeff Nelson	33	1,355	41.1	58
1987	Jay Tesar	54	2,152	39.9	60
1986	Jeff Nelson	41	1,648	40.2	67
1985	Jay Tesar	68	2,758	40.6	67
1984	Paul Calhoun	60	2,677	44.6	62
1983	Paul Calhoun	69	2,981	43.2	80
1982	Paul Calhoun	59	2,446	41.5	60
1981	Randy Jenkins	66	2,542	37.7	60
1980	Randy Jenkins	45	1,783	39.6	67
1979	Chris Poulton	51	1,884	36.9	55
1978	Kevin Kelly	58	2,007	34.6	52
1977	Kevin Kelly	58	2,305	39.7	71
1976	Pete Gemmill	48	1,847	38.5	64
1975	Pete Gemmill	61	2,276	37.3	66
1974	John Tatterson	52	2,164	41.6	56
1973	John Tatterson	64	2,337	36.5	55
1972	John Tatterson	75	2,992	39.9	71
1971	Gary Knutson	65	2,345	36.1	48
1970	Dave Hardt	90	3,471	38.6	65
1969	Dave Hardt	80	3,257	40.7	71
1968	Dave Hardt	78	3,009	38.4	56
1967	Dickey Lyons	46	1,733	38.5	67
1966	Larry Seiple	64	2,443	38.2	64
1965	Larry Seiple	55	2,188	39.8	66
1964	Larry Seiple	35	1,475	42.1	63
1963	Rodger Bird	42	1,469	34.9	63
1962	Darrell Cox	58	2,142	36.9	65
1961	Darrell Cox	50	1,746	34.9	53
1960	Charles Sturgeon	33	1,192	36.1	51
1959	Charles Sturgeon	43	1,442	33.5	52
1958	Doug Shively	40	1,420	35.5	54
1957	Lou Michaels	47	1,910	40.6	71
1956	Lou Michaels	57	2,185	38.3	61
1955	Lou Michaels	18	757	42.1	67
1954	Bradley Mills	29	1,000	34.5	-
1953	Steve Meilinger	35	1,288	36.8	-
1952	Jim Mayo	34	1,091	32.1	-
1951	Babe Parilli	63	2,284	34.7	-
1950	Dom Fucci	50	2,047	40.9	-
1949	Dom Fucci	36	1,282	35.6	-
1948	George Blanda	58	2,346	40.4	-
1947	George Blanda	-	-	39.4	-
1946	George Blanda	28	1,106	39.5	-



John Tatterson

300—Tackle Club

Annual Punt Return Leaders

Yr	Player	No	Yds.	Avg	TD	LG
2002	Derek ABney	36	544	15.1	4	86
2001	Derek Abney	22	212	9.6	1	47
2000	Kendrick Shanklin	14	16	1.1	0	8
1999	Kendrick Shanklin	16	216	13.5	1	56
1998	Craig Yeast	11	33	3.0	0	12
1997	Craig Yeast	7	109	15.6	1	85
1996	Kio Sanford	16	126	7.9	0	62
1995	Antonio O'Ferral	13	67	5.2	0	13
1994	Kio Sanford	24	202	8.4	0	36
1993	Matt Riazzi	26	140	5.4	0	22
1992	Kurt Johnson	25	187	7.5	0	35
1991	Kurt Johnson	17	129	7.6	0	39
1990	Chris Tolbert	15	124	8.3	0	31
1989	Chris Tolbert	16	212	13.3	1	58
1988	Chris Tolbert	32	250	7.8	0	49
1987	Dee Smith	24	242	10.1	1	64
1986	Cornell Burbage	25	167	6.7	0	35
1985	Brian Williams	20	223	11.2	1	57
1984	Brian Williams	11	63	5.7	0	28
1983	Brian Williams	29	284	9.8	0	47
1982	Andy Molls	11	104	8.9	0	64
1981	Andy Molls	33	420	13.4	1	87
1980	Chris Jacobs	28	127	4.5	0	22
1979	Larry Carter	31	221	7.1	1	60
1978	Larry Carter	29	354	12.2	2	88
1977	Mike Siganos	43	308	7.2	0	43
1976	Mike Siganos	40	216	5.4	0	19
1975	Mike Siganos	30	261	8.7	0	66
1974	Ben Thomas	24	192	8.0	0	47
1973	Jeff Woodcock	26	41	1.6	0	15
1972	Steve Phillips	17	187	11.0	0	39
1971	Emmett Burnam	7	35	5.0	0	12
1970	Jim Lett	10	76	7.6	0	-
1969	Paul Martin	17	121	7.1	0	44
1968	Dicky Lyons	20	256	12.8	0	59
1967	Dicky Lyons	24	390	16.3	1	71
1966	Dicky Lyons	25	419	16.8	2	97
1965	Terry Beadles	16	185	11.6	0	25
1964	Rodger Bird	12	147	12.2	0	47
1963	Rodger Bird	4	45	11.2	0	15
	Darrell Cox	4	17	4.2	0	8
1962	Darrell Cox	13	131	10.1	0	26
1961	Darrell Cox	21	281	13.4	1	86
1960	Calvin Bird	11	119	10.8	0	34
	Jimmy Poynter	11	116	10.5	0	21
1959	Calvin Bird	10	169	16.9	2	62
1958	Glenn Shaw	5	46	9.2	0	15
1957	Bobby Cravens	9	78	8.2	0	23
1956	Billy Mitchell	11	175	15.9	1	78
1955	Don Netoskie	10	119	11.9	0	38
1954	Dick Mitchell	13	109	8.4	0	-
1953	Steve Meilinger	8	67	8.4	0	-
1952	Wallace Mitchell	14	156	11.1	0	-
1951	Emery Clark	17	128	6.9	0	-
1950	Dom Fucci	16	91	5.7	0	-
1949	Don Phelps	24	201	8.4	0	-
1948	Wilbur Jamerson	15	147	9.8	0	-
1947	Don Phelps	20	224	11.2	0	-
1946	Don Phelps	15	287	19.0	1	88



Rodger Bird

Jim Kovach, Linebacker

Year	Solo	Asst	Total
1974	36	34	70
1975	76	68	144
1976	94	49	143
1978	92	72	164
Totals	298	223	521

Chris Chenault, Linebacker

Year	Solo	Asst	Total
1985	56	36	92
1986	63	33	96
1987	77	83	160
1988	68	66	134
Totals	264	218	482

Jeff Kremer, Linebacker

Year	Solo	Asst	Total
1984	34	50	84
1985	91	46	137
1986	38	36	74
1987	90	90	180
Totals	253	222	475

Marty Moore, Linebacker

Year	Solo	Asst	Total
1990	—	—	23
1991	—	—	183
1992	—	—	148
1993	81	35	116
Totals	n/a	n/a	470

John Grimsley, Linebacker

Year	Solo	Asst	Total
1980	4	3	7
1981	89	64	153
1982	90	66	156
1983	77	44	121
Totals	260	177	437

Kevin McClellan, Linebacker

Year	Solo	Asst	Total
1980	10	8	18
1981	79	62	141
1982	71	49	120
1983	74	63	137
Totals	234	182	416

Jerry Blanton, Noseguard

Year	Solo	Asst	Total
1974	43	38	81
1975	53	52	105
1976	62	38	100
1977	54	49	103
Totals	212	177	389

Randy Holleran, Linebacker

Year	Solo	Asst	Total
1987	26	18	44
1988	102	59	161
1989			INJURED
1990	—	—	174
Totals	—	—	379

Richard Jaffe, Noseguard

Year	Solo	Asst	Total
1976	44	22	66
1977	71	32	103
1978	60	22	82
1979	65	34	99
Totals	240	110	350

Brian Williams, Defensive End

Year	Solo	Asst	Total
1982	30	18	48
1983	63	42	105
1984	71	37	108
1985	53	36	89
Totals	217	133	350

Tom Ehlers, Linebacker

Year	Solo	Asst	Total
1972	29	29	58
1973	76	41	117
1974	91	83	174
Totals	196	153	349

Darryl Bishop, Safety

Year	Solo	Asst	Total
1971	73	73	146
1972	79	57	136
1973	41	25	66
Totals	193	155	348

Larry Smith, Linebacker

Year	Solo	Asst	Total
1983	1	0	1
1984	33	22	55
1985	82	70	152
1986	64	70	134
Totals	180	162	342

Tom Ranieri, Linebacker

Year	Solo	Asst	Total
1972	65	15	80
1974	76	61	137
1975	72	40	112
Totals	213	116	329

Art Still, Defensive End

Year	Solo	Asst	Total
1974	42	31	73
1975	31	23	54
1976	76	26	102
1977	56	42	98
Totals	205	122	327

Keith Martin, Defensive Tackle

Year	Solo	Asst	Total
1980	1	0	1
1981	53	37	90
1982	37	71	108
1983	60	60	120
Totals	151	168	319

Opponent Game Highs

Individual

Most Rush Attempts
39 Vaughn Dunbar (Indiana), 1991

Most Rushing Yards
221 Kevin Faulk (LSU), 1997
221 Alex Smith (Indiana), 1994

Most Pass Attempts
51 Eric Zeier (Georgia), 1994

Most Pass Completions
36 Eric Zeier (Georgia), 1994

Most Passing Yards
523 Peyton Manning (Tennessee), 1997

Most Pass Receptions
15 Keith Edwards (Vandy), 1984

Most Receiving Yards
225 Johnny Mills (Tenn.), 1966

Most Punts
14 Craig Colquitt (Tenn.), 1976

Most Field Goals Attempted
7 Al Del Greco (Auburn), 1982

Most Field Goals Made
6 Bobby Raymond (Fla.), 1984
6 Al Del Greco (Auburn), 1982

Most Interceptions Made
4 Mike Slater (W.Va.), 1969

Team

Most First Downs
35 by Indiana, 1994

Most Rushing Attempts
89 by Georgia, 1967

Most Net Rushing Yards
564 by Indiana, 1994

Least Net Rushing Yards
-93 by Kansas State, 1970

Most Passing Attempts
53 by Kansas State, 1970

Least Passing Attempts
0 by Tennessee, 1952

Most Pass Completions
36 by Georgia, 1994

Least Pass Completions
0 by LSU, 1963
0 by Tennessee, 1959
0 by Tennessee, 1952

Most Net Passing Yards
545 by Tennessee, 1997

Least Net Passing Yards
-1 by LSU, 1953

Most Offensive Plays
104 by Georgia, 1967

Most Total Offensive Yards
695 by Tennessee, 1997

Least Total Offensive Yards
1 by The Citadel, 1949

Most Points Scored
73 by Florida, 1994

Most Points Scored In A Half
42 by Florida, 1994

Most Points Scored In Quarter
28 by Florida, 2000 (2nd)
28 by Florida, 1997 (1st)
28 by Indiana, 1990 (4th)
28 by Georgia, 1991 (2nd)
28 by Tennessee, 1996 (3rd)

Most Total Punts
14 by Tennessee, 1976

Most Fumbles
9 by Central Michigan, 1988
9 by Tennessee Tech, 1951

Most Fumbles Lost
8 by Tennessee Tech, 1951

Most Penalties
19 by Miss. State, 1999

Most Yards Penalized
182 by Ole Miss, 1954

Long Plays

Rushing
t80 Travis Stephens (Tenn.), 2000
t80 Robert Edwards (Georgia), 1997
t80 Stanley Morgan (Tenn.), 1975
80 Wallace Clark (Auburn), 1970

Passing
t92 Taneyhill/Pritchett (South Carolina), 1995
t91 Fant/Grindle (Miss. State), 2002
t91 Belue/Arnold (Georgia), 1980
t90 Kramer/Smock (Indiana), 1974

Field Goal
57 Jim Gaylor (Tennessee), 1977
55 Fuad Reveiz (Tennessee), 1982
55 Brian Clark (Florida), 1981
55 Jack Simcsak (Va.Tech), 1969

Punt
86 Donnie Jones (LSU), 2002
80 Don Golden (Georgia), 1973
80 Ray West (Missouri), 1965

Punt Return
93 Joe Searles (Kansas St.), 1961
t88 Lee Nalley (Vanderbilt), 1948
t82 John McGeever (Auburn), 1969

Kickoff Return
t100 Broderick Clark (Louisville), 2002
t100 Eric Martin (LSU), 1981
t100 Willie Shelby (Alabama), 1973
t100 Moreman-Wetherall (Fla.St.),1965

Interception Return
t100 White Graves (LSU), 1964
t89 Jimmy Heidel (Ole Miss), 1964

t - touchdown

Annual Kickoff Return Leaders

Yr	Player	No	Yds	Avg	TD	Long
2002	Derek Abney	30	804	26.8	2	100
2001	Derek Abney	33	739	22.4	0	38
2000	Kendrick Shanklin	34	730	21.5	0	45
1999	Dougie Allen	8	246	30.8	0	53
1998	Craig Yeast	14	410	29.3	1	100
1997	Craig Yeast	15	345	23.0	1	97
1996	Kio Sanford	15	240	16.0	0	33
1995	Kio Sanford	23	554	24.1	0	57
1994	Kio Sanford	33	820	24.9	1	96
1993	Clyde Rudolph	10	209	20.9	0	44
1992	Kurt Johnson	19	330	17.4	0	29
1991	Kurt Johnson	21	406	19.3	0	52
1990	John Bolden	21	407	19.4	0	43
1989	Kurt Johnson	21	537	25.6	1	100
1988	Ivy Joe Hunter	12	272	22.7	0	37
1987	Dee Smith	12	291	24.3	0	75
1986	Cornell Burbage	15	347	23.1	0	57
1985	Marc Logan	17	285	16.8	0	36
1984	Marc Logan	11	289	26.2	0	44
1983	Tony Mayes	14	375	26.7	0	48
1982	George Adams	16	345	21.6	0	55
1981	Tom Petty	6	144	24.0	0	33
1980	Tom Petty	12	219	18.3	0	41
1979	Tom Petty	19	382	20.1	0	49
1978	Henry Parks	14	334	23.9	0	57
1977	Dallas Owens	8	120	15.0	0	24
1976	Chris Hill	13	270	20.5	0	31
1975	Steve Campassi	10	195	19.5	0	28
1974	Dallas Owens	15	301	20.1	0	37
1973	Greg Woods	11	158	14.4	0	33
1972	Steve Campassi	15	277	18.5	0	43
1971	Doug Kotar	24	589	24.5	1	98
1970	David Hunter	25	489	19.2	0	-
1969	Roger Gann	18	391	21.7	1	95
1968	Dicky Lyons	22	447	20.3	0	34
1967	Dicky Lyons	18	474	26.3	1	95
1966	Dicky Lyons	16	267	16.8	0	31
1965	Rodger Bird	18	382	21.2	0	36
1964	Frank Antonini	11	222	20.1	0	39
1963	Rodger Bird	11	332	30.1	1	92
1962	Darrell Cox	14	296	21.1	0	37
1961	Bill Ransdell	7	161	23.0	0	31
	Billy Bird	7	149	21.2	0	28
1960	Calvin Bird	14	344	24.5	0	66
1959	Calvin Bird	14	426	30.4	1	89
1958	Calvin Bird	9	231	23.6	0	40
1957	Bobby Cravens	12	239	20.0	0	32
1956	Bobby Cravens	9	180	20.0	0	35
1955	Don Netoskie	9	175	19.5	0	26
1954	Dick Mitchell	9	158	17.7	0	-
1953	Steve Meilinger	7	127	18.1	0	-
1952	Larry Jones	11	232	21.1	0	-
1951	Harry Jones	17	435	25.6	0	-
1950	Not reported					
1949	Don Phelps	7	231	33.0	0	-
1948	Ralph Genito	6	124	20.6	0	-
1947	Don Phelps	9	163	18.8	0	-
1946	Bill Chambers	8	242	30.2	-	-



Tom Petty

Annual Kentucky Statistics

	Rushing					Passing						Total Offense							
Year	FD	Att	Yards	TD	Ypg	Com	Att	Int	Yards	Pct.	TD	Ypg	Plays	Yards	Ypg	F- L	Pen	Yds	Pts	Ppg
2002	216	430	1782	19	148.5	195	350	6	2387	.557	24	198.7	780	4169	347.4	17-9	106	836	385	32.1
2001	216	286	1180	10	107.3	252	446	13	3031	.565	23	275.5	732	4211	382.8	11-8	98	767	259	23.5
2000	257	305	1211	9	110.1	322	564	21	3689	.571	19	335.4	869	4900	445.5	23-11	89	716	254	23.1
1999	230	368	830	11	75.5	304	468	13	3289	.650	26	299.0	836	4119	374.5	26-15	101	817	315	28.6
1998	292	337	1342	11	122.0	414	574	16	4534	.721	39	412.2	911	5876	534.2	25-11	107	976	417	37.9
1997	281	314	1195	8	108.6	374	562	19	4019	.665	37	365.4	876	5214	474.0	17-6	99	788	348	31.6
1996	128	430	1098	9	99.8	126	261	7	1298	.483	7	118.0	691	2396	217.8	23-13	80	658	138	12.6
1995	187	511	2156	24	196.0	118	217	8	1390	.544	6	126.4	728	3546	322.4	18-8	64	508	223	20.3
1994	160	411	1709	10	155.4	115	255	18	1368	.451	8	124.4	666	3077	279.7	23-15	56	585	149	13.6
1993	192	545	2315	17	210.5	108	214	11	1305	.505	9	118.6	759	3620	329.1	25-12	38	320	207	18.8
1992	190	501	1894	15	172.2	118	243	14	1684	.486	6	153.1	744	3578	325.3	26-11	42	313	207	18.8
1991	210	426	1423	13	129.4	176	312	11	2017	.564	9	183.4	738	3440	312.7	25-15	38	342	190	17.3
1990	216	447	1433	14	130.3	216	390	17	2152	.554	14	195.6	837	3585	325.9	17- 8	52	416	228	20.8
1989	187	476	1519	15	138.1	145	263	17	1695	.551	6	154.1	739	3214	292.2	18- 5	80	674	212	19.3
1988	172	430	1440	19	130.9	131	288	17	1758	.455	6	159.8	718	3198	290.7	27-11	70	585	217	19.7
1987	212	481	2340	20	212.7	121	254	11	1624	.476	9	147.6	735	3964	360.4	21-10	91	752	258	23.5
1986	219	518	2036	20	185.1	160	282	10	1748	.567	3	158.9	800	3784	344.0	27-12	73	633	228	20.7
1985	194	441	1469	12	133.5	189	353	12	2318	.535	7	210.7	794	3787	344.3	22-13	63	580	194	17.6
1984	211	481	2263	22	184.7	168	304	13	1975	.552	12	179.5	785	4007	364.3	20-14	83	697	273	24.8
1983	169	437	1402	13	127.5	156	269	13	1763	.580	13	160.2	705	3165	287.7	17-12	61	436	212	19.3
1982	145	400	1054	6	95.6	139	286	28	1496	.486	6	136.0	686	2550	231.8	40-22	56	475	96	8.7
1981	154	472	1044	7	94.9	114	246	16	1502	.463	6	136.5	718	2546	231.4	34-20	43	410	134	12.2
1980	187	494	1679	10	152.6	133	284	25	1861	.468	10	169.2	778	3540	321.8	35-19	55	540	167	15.2
1979	179	608	2638	15	239.8	65	154	8	908	.422	7	82.5	762	3546	322.4	47-23	55	544	180	16.4
1978	168	502	1515	11	137.7	103	239	20	1638	.431	13	148.9	741	3153	286.7	26-11	40	444	193	17.5
1977	200	638	2486	22	228.7	83	183	7	1053	.454	8	95.7	821	3539	321.7	25-13	49	452	252	22.9
1976	192	654	2960	18	269.1	57	121	10	729	.471	7	66.3	775	3689	335.4	38-22	55	578	188	17.1
1975	190	724	2661	12	241.9	44	126	8	556	.349	3	50.5	850	3217	292.5	43-14	44	425	132	12.0
1974	180	632	3124	24	284.0	43	110	10	576	.391	4	52.4	742	3700	336.4	35-20	46	421	248	22.5
1973	172	592	2518	21	229.0	56	128	8	889	.433	8	80.8	719	3407	309.7	44-24	52	398	226	20.5
1972	156	549	1765	16	160.5	95	230	23	1050	.396	1	95.4	779	2815	255.9	32-15	37	438	131	11.9
1971	161	557	2252	13	204.7	53	154	11	837	.409	4	76.1	711	3089	280.8	28-16	44	383	144	13.1
1970	153	498	1287	7	117.0	157	303	18	1575	.518	7	143.2	801	2862	260.2	29-12	55	479	131	11.9
1969	147	459	1132	7	113.2	144	326	22	1692	.442	5	169.2	785	2514	251.4	23-16	48	504	104	10.4
1968	130	460	1249	13	124.9	93	245	23	1234	.379	6	123.4	695	2483	248.3	25-17	62	640	141	14.1
1967	138	404	1006	10	100.6	110	277	33	1142	.397	4	114.2	606	2148	214.8	15- 4	40	392	111	11.1
1966	108	447	1056	8	105.6	72	161	15	1075	.447	5	107.5	608	2141	214.1	25-12	38	393	107	10.7
1965	166	426	1140	17	114.0	123	235	19	1902	.523	11	190.2	671	3042	304.2	10- 8	51	478	199	19.9
1964	159	394	1012	11	101.2	116	230	12	1609	.504	10	160.9	624	2621	262.1	26-11	54	479	150	15.0
1963	134	385	1193	12	119.3	88	198	20	1266	.444	6	126.6	583	2459	245.9	24-13	40	517	142	14.2
1962	130	407	1054	7	105.4	89	167	9	1220	.533	4	122.0	574	2274	227.4	26-11	41	440	85	8.5
1961	135	429	1327	12	132.7	95	187	12	1265	.508	5	126.5	616	2592	259.2	20-13	57	623	138	13.8
1960	147	383	1391	15	139.1	114	220	14	1633	.518	13	163.3	603	3024	302.4	18-13	62	581	206	20.6
1959	114	441	1554	12	155.4	67	167	14	752	.404	5	75.2	608	2306	230.6	23-11	56	683	140	14.0
1958	129	426	1652	14	165.2	79	151	9	1019	.523	6	101.9	577	2671	267.1	27-15	45	491	136	13.6
1957	126	428	1813	12	181.3	57	121	12	715	.470	5	71.5	605	2528	252.8	26-18	50	540	128	12.8
1956	113	515	1724	11	172.4	24	71	5	360	.338	5	36.0	586	2084	208.4	28-14	53	555	119	11.9
1955	138	468	1674	16	167.4	69	129	7	928	.535	9	92.8	597	2602	260.2	24-16	46	460	178	17.8
1954	153	447	1755	16	175.5	83	158	17	1148	.525	6	114.8	605	2903	290.3	28-19	68	668	151	15.1
1953	160	506	2147	19	214.7	55	118	8	867	.466	11	86.7	624	3014	301.4	43-24	62	500	201	20.1
1952	174	586	2437	15	221.5	41	122	11	712	.336	8	64.7	708	3149	286.3	56-29	53	573	161	14.6
1951**	206	610	2424	25	202.0	151	279	13	1802	.541	21	150.2	889	4226	352.2	33-22	80	629	314	26.2
1950**	209	545	2452	28	204.3	134	242	14	1819	.554	28	151.5	787	4271	355.9	39-27	67	631	393	32.8
1949**	163	616	2333	30	194.4	100	188	16	1351	.531	10	112.5	804	3684	307.0	39-20	83	711	317	26.4
1948	110	409	1666	—	166.6	84	169	11	1185	.497	13	118.5	578	2851	285.1	38-20	42	352	199	19.9
1947*	127	422	1928	—	175.2	69	152	15	728	.454	—	66.2	574	2656	241.4	36-20	48	500	175	15.9
1946	93	338	1351	—	135.1	64	145	10	1100	.441	—	110.0	483	2451	245.1	32-17	67	631	233	23.3

* 11-game totals including bowl statsistics • ** 12-game totals including bowl statistics

Annual Opponent Statistics

		Rushing				Passing						Total Offense							
Year	FD	Att	Yards	TD	Ypg	Com	Att	Int	Yards	Pct.	TD	Ypg	Plays	Yards	Ypg	F- L	Pen	Yds	Pts	Ppg
2002	249	495	2092	13	174.3	174	369	10	2723	.472	23	226.9	864	4815	401.2	23-12	87	785	301	25.1
2001	267	442	1958	20	178.0	228	380	5	3271	.600	28	297.4	822	5229	475.4	19-8	81	714	367	33.4
2000	230	413	1795	22	163.2	175	308	5	2670	.568	25	242.7	721	4465	405.9	25-15	69	598	383	34.8
1999	217	377	1633	25	148.5	189	366	16	2478	.516	17	225.3	743	4111	373.7	23-15	96	734	323	29.4
1998	204	382	1641	19	149.2	157	322	6	2606	.488	24	236.9	704	4247	386.1	20-10	93	751	349	31.7
1997	223	421	1879	23	170.8	178	311	9	2436	.572	22	221.5	732	4315	392.3	21-11	69	594	362	32.9
1996	198	422	1667	21	151.6	172	309	12	2222	.557	14	202.0	731	3889	353.6	24-17	77	714	322	29.3
1995	207	416	1664	16	151.3	190	326	12	2233	.583	13	203.0	742	3897	354.3	25-13	68	611	269	24.5
1994	255	526	2994	32	272.2	167	270	7	1957	.619	19	177.9	796	4951	450.1	14-6	100	849	405	36.8
1993	182	385	1707	11	155.2	177	344	20	2089	.515	11	189.9	729	3796	345.1	21-9	75	703	195	17.7
1992	205	467	2274	17	206.7	159	274	12	1926	.580	15	175.1	741	4200	381.8	19- 5	64	490	280	25.5
1991	246	510	2485	17	225.9	165	279	11	2346	.591	16	213.3	789	4831	439.2	19-10	67	594	268	24.4
1990	202	476	2064	15	187.6	131	255	4	2093	.514	18	190.3	731	4157	377.9	14- 7	76	641	316	28.7
1989	192	482	1782	14	162.0	151	280	10	1741	.539	9	158.3	762	3523	320.3	25-10	71	659	220	20.0
1988	179	522	1932	14	175.6	134	250	10	1535	.536	11	139.6	772	3467	315.2	39-19	71	612	208	18.9
1987	173	464	1545	9	140.5	146	286	14	1769	.511	13	160.8	750	3314	301.3	26- 6	75	734	189	17.2
1986	191	434	1769	13	160.8	156	280	9	1826	.557	10	166.0	714	3595	335.9	33-16	70	638	207	18.8
1985	199	463	1713	13	155.7	179	338	17	2087	.529	12	189.7	801	3800	345.5	26-16	73	620	211	19.2
1984	218	457	1781	10	161.9	189	343	18	2352	.551	8	213.8	800	4133	375.7	27-20	69	617	202	18.4
1983	204	520	2176	20	197.8	141	276	12	1669	.511	5	151.7	796	3845	349.5	18- 9	48	384	217	19.7
1982	221	597	2400	11	218.1	146	258	9	1832	.565	18	166.5	855	4232	384.7	33-14	70	543	287	26.1
1981	201	583	2004	20	182.1	123	236	14	1405	.521	4	127.7	819	3409	309.9	31-12	62	536	222	20.1
1980	202	567	2224	19	202.1	110	219	10	1598	.502	11	145.3	786	3822	347.4	31-16	48	470	280	25.4
1979	156	490	1731	10	157.4	107	229	15	1235	.467	6	112.3	719	2966	269.6	32-15	54	510	143	13.0
1978	201	543	1707	10	155.2	151	288	17	1825	.524	8	165.9	831	3532	321.1	33-12	59	506	189	17.2
1977	160	493	1322	7	120.2	116	235	14	1268	.494	5	115.3	728	2590	235.5	32-13	54	439	111	10.1
1976	161	564	1976	15	179.6	85	189	11	1031	.450	5	93.7	753	3007	273.4	23-13	58	555	137	12.5
1975	154	516	1917	16	174.3	75	156	11	1241	.481	5	112.8	672	3158	287.1	35-18	50	436	183	16.6
1974	196	589	2277	15	207.0	97	186	15	1386	.522	8	126.0	775	3663	333.0	28-18	48	445	194	17.6
1973	188	532	1898	19	172.5	119	240	10	1376	.496	5	125.1	732	3274	297.6	30-17	41	356	196	17.8
1972	216	561	2257	14	205.2	114	238	13	1569	.479	12	142.6	799	3826	347.8	31-17	49	475	232	21.1
1971	221	600	2292	24	208.4	106	196	20	1476	.541	NA	134.2	796	3768	342.5	22-12	43	416	284	25.8
1970	199	520	1508	NA	137.1	154	301	22	2101	.512	NA	191.0	821	3609	328.1	31-17	49	462	233	21.2
1969	194	486	1576	NA	157.6	163	279	11	1960	.584	NA	196.0	765	3536	353.6	29-18	55	534	295	29.5
1968	180	539	1591	NA	159.1	122	225	10	1526	.542	NA	152.6	764	3117	311.7	31-19	53	596	206	20.6
1967	167	525	1816	NA	181.6	102	179	6	1206	.570	NA	120.6	704	3022	302.2	21-10	58	615	230	23.0
1966	154	492	2049	NA	204.9	80	161	7	1116	.497	NA	111.6	653	3165	316.5	18-12	35	357	196	19.6
1965	135	436	1601	NA	160.1	95	185	12	1036	.514	NA	103.6	621	2637	263.7	23-18	50	503	160	16.0
1964	141	432	1507	NA	150.7	71	149	10	887	.477	NA	88.7	577	2394	293.4	25-11	55	495	194	19.4
1963	167	433	1736	NA	173.6	108	214	19	1330	.505	NA	133.0	647	3066	306.6	21-12	60	605	168	16.8
1962	139	439	1595	NA	159.5	76	172	13	853	.442	NA	85.3	611	2448	244.8	24-14	47	430	101	10.1
1961	111	399	1171	NA	117.1	67	136	14	893	.493	NA	89.3	535	2064	206.4	24-15	57	572	123	12.3
1960	98	421	1309	NA	130.9	47	124	17	522	.379	NA	52.2	545	1831	183.1	17-10	48	439	81	8.1
1959	101	426	1427	NA	142.7	58	146	12	626	.397	NA	62.6	572	2053	205.3	25-16	42	418	157	15.7
1958	109	422	1488	NA	148.8	66	139	10	849	.475	NA	84.9	561	2337	233.7	22-12	52	500	115	11.5
1957	134	470	1893	NA	189.3	37	115	14	531	.322	NA	53.1	585	2424	242.4	25-13	49	448	127	12.7
1956	130	442	1709	NA	170.9	59	142	14	766	.415	NA	76.6	584	2475	247.5	29-21	44	355	105	10.5
1955	125	451	1832	NA	183.2	36	96	13	479	.375	NA	47.9	547	2311	231.1	20-13	46	500	117	11.7
1954	138	427	1609	NA	160.9	48	135	17	643	.356	NA	64.3	562	2252	225.2	26-10	49	549	125	12.5
1953	135	460	1486	NA	148.6	59	147	21	724	.401	NA	72.4	607	2210	221.0	28-14	50	399	116	11.6
1952	170	520	1541	NA	140.1	125	209	13	1644	.598	NA	149.5	739	3185	289.5	28-13	61	582	173	15.7
1951	121	480	1463	NA	121.9	83	215	22	1101	.386	NA	91.7	695	2564	213.7	41-25	69	520	121	10.1
1950	134	544	1210	NA	100.8	74	197	29	912	.376	NA	76.0	741	2122	176.8	48-25	50	482	69	5.7
1949	109	NA	941	NA	78.4	78	206	29	984	.379	NA	82.0	NA	1925	160.4	38-22	60	470	74	6.2
1948	111	NA	1237	NA	123.7	65	156	18	868	.417	NA	86.8	NA	2105	210.5	19-6	40	317	128	12.8
1947	108	NA	1289	NA	117.2	77	172	22	807	.448	NA	73.4	NA	2096	190.5	30-13	39	365	73	6.6
1946	94	NA	1095	NA	109.5	68	184	25	805	.370	NA	80.5	NA	1900	190.0	34-16	54	446	91	9.1

* 11-game totals including bowl statistics • ** 12-game totals including bowl statistics

Commonwealth Stadium

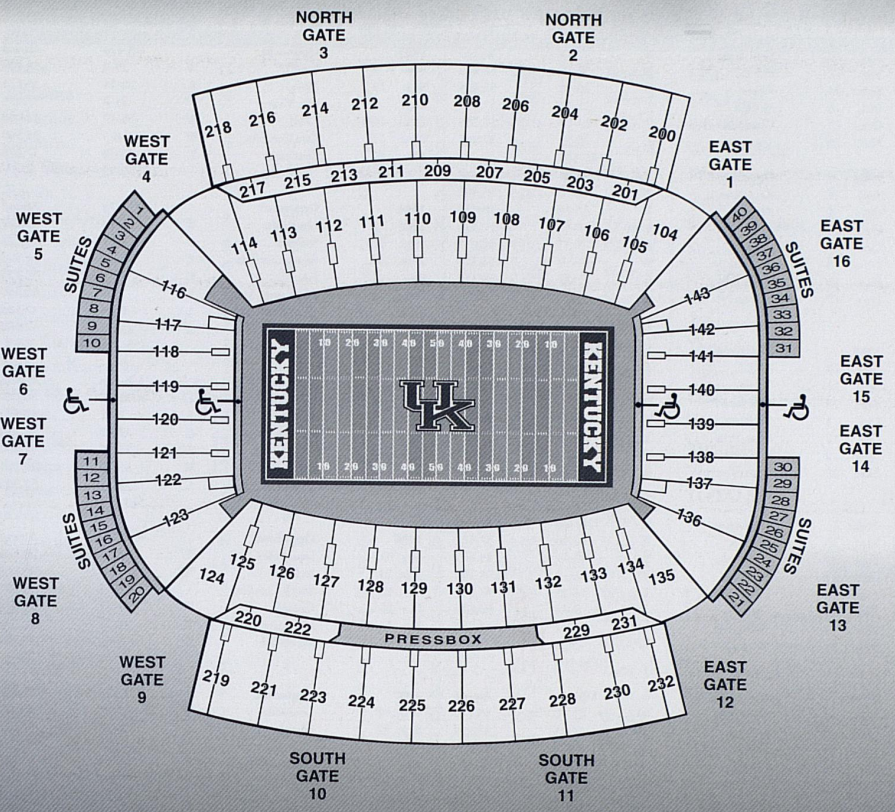

Kentucky Football Attendance in Commonwealth Stadium

Year	G	Total	AVG./Game
1973	5	250,055	50,011
1974	6	328,785	54,797
1975	6	341,204	56,867
1976	7	393,483	56,211
1977	5	288,990	57,798
1978	6	346,341	57,723
1979	5	289,042	57,808
1980	7	392,898	56,128
1981	6	334,837	55,809
1982	6	329,207	54,867
1983	7	395,365	56,480
1984	7	387,959	55,422
1985	7	398,788	56,969
1986	7	384,802	54,971
1987	6	331,923	55,321
1988	7	337,972	48,292
1989	7	374,248	53,464
1990	6	332,840	55,473
1991	6	327,250	54,542
1992	6	324,875	54,146
1993	6	318,178	53,030
1994	7	352,012	50,287
1995	6	299,772	49,446
1996	6	243,884	40,647
1997	6	354,662	59,110
1998	6	346,422	57,737
1999	6	406,536	67,756
2000	6	392,772	65,462
2001	6	380,881	63,480
2002	7	449,084	64,155
Total	**187**	**10,435,867**	**55,807**





Recap of Games Played at the Home of the Wildcats

1973	Opponent		UK-Op	Attend
Sept. 15	Va. Tech	W	31-26	44,865
Sept. 22	Alabama	L	14-28	53,209
Oct. 13	No. Carolina	L	10-16	51,655
Nov. 3	Tulane	W	34- 7	47,105
Nov. 24	Tennessee	L	14-16	53,221
			103-93	

1974	Opponent		UK-Op	Attend
Sept. 28	Indiana	W	28-22	56,191
Oct. 5	Miami (Ohio)	L	10-14	53,859
Oct. 19	LSU	W	20-13	56,535
Oct. 26	Georgia	L	20-24	54,362
Nov. 9	Vanderbilt	W	38-12	56,449
Nov. 16	Florida	W	42-24	51,389
			158-109	

1975	Opponent		UK-Op	Attend
Sept. 13	Va. Tech	W	27- 8	57,149
Sept. 20	Kansas	L	10-14	57,504
Sept. 27	Maryland	T	10-10	55,292
Oct. 11	Auburn	L	9-15	57,722
Nov. 1	Tulane	W	23-10	57,050
Nov. 22	Tennessee	L	13-17	56,487
			92-74	

1976	Opponent		UK-Op	Attend
Sept. 11	Oregon State	W	38-13	54,367
Sept. 25	W. Virginia	W	14-10	57,672
Oct. 2	Penn State	W	22- 6	57,730
Oct. 16	LSU	W	21- 7	57,732
Oct. 23	Georgia	L	7-31	57,733
Nov. 6	Vanderbilt	W	14- 0	56,042
Nov. 13	Florida	W	28- 9	52,207
			144-76	

1977	Opponent		UK-Op	Attend
Sept. 10	No. Carolina	W	10- 7	57,720
Sept. 24	W. Virginia	W	28-13	57,791
Oct. 8	Miss. State	W	23- 7	57,793
Oct. 29	Va. Tech	W	32- 0	57,793
Nov. 19	Tennessee	W	21-17	57,893
			114-44	

1978	Opponent		UK-Op	Attend
Sept. 23	Baylor	W	25-21	57,849
Oct. 7	Penn State	L	0-30	57,968
Oct. 21	LSU	L	0-21	57,849
Oct. 28	Georgia	L	16-17	57,022
Nov. 11	Vanderbilt	W	53- 2	57,800
Nov. 18	Florida	L	16-18	57,853
			110-109	

1979	Opponent		UK-Op	Attend
Sept. 15	Miami (Ohio)	L	14-15	57,849
Sept. 29	Maryland	W	14- 7	57,847
Oct. 13	Ole Miss	W	14- 3	57,847
Nov. 3	BGSU	W	20-14	57,500
Nov. 24	Tennessee	L	17-20	57,999
			79-59	

1980	Opponent		UK-Op	Attend
Sept. 6	Utah State	W	17-10	57,900
Sept. 20	Indiana	L	30-36	57,808
Sept. 27	BGSU	W	21-20	55,627
Oct. 18	LSU	L	10-17	57,853
Oct. 25	Georgia	L	0-27	57,239
Nov. 8	Vanderbilt	W	31-10	54,705
Nov. 15	Florida	L	15-17	51,766
			124-137	

1981	Opponent		UK-Op	Attend
Sept. 5	N. Texas St.	W	28- 6	53,276
Sept. 19	Alabama	L	10-19	57,853
Oct. 3	Clemson	L	3-21	57,071
Oct. 10	So. Carolina	L	14-28	57,553
Oct. 31	Va. Tech	L	3-29	54,500
Nov. 21	Tennessee	W	21-10	54,604
			79-113	

1982	Opponent		UK-Op	Attend
Sept. 18	Oklahoma	L	8-29	57,850
Sept. 25	Kansas	T	13-13	54,942
Oct. 16	LSU	L	10-34	55,557
Oct. 23	Georgia	L	14-27	56,697
Nov. 6	Vanderbilt	L	10-23	55,102
Nov. 13	Florida	L	13-39	49,059
			68-165	

1983	Opponent		UK-Op	Attend
Sept. 3	C. Michigan	W	31-14	51,232
Sept. 10	Kent State	W	31-12	56,123
Sept. 17	Indiana	W	24-13	56,825
Sept. 24	Tulane	W	26-14	57,424
Oct. 8	Auburn	L	21-49	57,987
Oct. 29	Cincinnati	T	13-13	57,789
Nov. 19	Tennessee	L	0-10	57,985
			146-125	

1984	Opponent		UK-Op	Attend
Sept. 8	Kent State	W	42- 0	56,402
Oct. 6	Rutgers	W	27-14	58,010
Oct. 20	LSU	L	10-36	57,252
Oct. 27	Georgia	L	7-37	56,032
Nov. 3	N. Texas St.	W	31- 7	54,328
Nov. 10	Vanderbilt	W	27-18	53,112
Nov. 17	Florida	L	17-25	52,823
			161-137	

1985	Opponent		UK-Op	Attend
Sept. 14	BGSU	L	26-30	57,620
Sept. 21	Tulane	W	16-11	56,812
Sept. 28	Cincinnati	W	27- 7	57,192
Oct. 5	Clemson	W	26- 7	58,230
Oct. 12	Miss. State	W	33-19	58,345
Nov. 2	E. Tennessee	W	23-13	53,429
Nov. 23	Tennessee	L	0-42	57,160
			151-129	

1986	Opponent		UK-Op	Attend
Sept. 13	Rutgers	T	16-16	57,424
Sept. 20	Kent State	W	37-12	54,865
Oct. 4	So. Miss.	W	32- 0	58,102
Oct. 18	LSU	L	16-25	57,201
Oct. 25	Georgia	L	9-31	56,820
Nov. 8	Vanderbilt	W	34-22	48,230
Nov. 15	Florida	W	10- 3	52,160
			154-109	

1987	Opponent		UK-Op	Attend
Sept. 12	Utah State	W	41- 0	55,279
Sept. 19	Indiana	W	34-15	57,924
Oct. 3	Ohio	W	28- 0	53,329
Oct. 10	Ole Miss	W	35- 6	57,832
Oct. 31	Va. Tech	W	14- 7	50,432
Nov. 21	Tennessee	L	22-24	57,127
			174-52	

1988	Opponent		UK-Op	Attend
Sept. 3	C. Michigan	W	18- 7	41,736
Sept. 24	Kent State	W	38-14	47,989
Oct. 1	Alabama	L	27-31	53,442
Oct. 22	Georgia	W	16-10	50,416
Oct. 29	So. Illinois	W	24-10	50,093
Nov. 5	Vanderbilt	W	14-13	44,105
Nov. 12	Florida	L	19-24	50,191
			156-109	

1989	Opponent		UK-Op	Attend
Sept. 9	Indiana	W	17-14	58,216
Sept. 16	N. Carolina	W	13- 6	50,174
Oct. 7	Auburn	L	12-24	55,688
Oct. 14	Rutgers	W	33-26	54,771
Oct. 21	LSU	W	27-21	53,967
Nov. 4	Cincinnati	W	31- 0	46,195
Nov. 25	Tennessee	L	10-31	55,237
			143-122	

1990	Opponent		UK-Op	Attend
Sept. 1	C. Michigan	W	20-17	57,550
Sept. 15	Indiana	L	24-45	58,150
Oct. 13	Miss. State	W	17-15	56,375
Oct. 27	Georgia	W	26-24	55,225
Nov. 10	Vanderbilt	W	28-21	50,400
Nov. 17	Florida	L	15-47	55,140
			130-169	

1991	Opponent		UK-Op	Attend
Sept. 7	Miami (Ohio)	W	23-20	58,100
Sept. 28	Kent State	W	24-6	56,150
Oct. 5	Ole Miss	L	14-35	56,375
Oct. 19	LSU	L	26-29	53,650
Nov. 2	Cincinnati	W	20-17	45,850
Nov. 23	Tennessee	L	7-16	57,125
			114-123	

1992	Opponent		UK-Op	Attend
Sept. 5	Central Michigan	W	21-14	56,800
Sept. 19	Indiana	W	37-25	58,450
Sept. 26	South Carolina	W	13-9	55,700
Oct. 24	Georgia	L	7-40	58,200
Oct. 31	Mississippi State	L	36-37	50,375
Nov. 7	Vanderbilt	L	7-20	45,350
			121-145	

1993	Opponent		UK-Op	Attend
Sept. 4	Kent	W	35-0	55,800
Sept. 11	Florida	L	20-24	58,175
Oct. 2	Ole Miss	W	21-0	57,075
Oct. 16	LSU	W	35-17	54,750
Nov. 13	East Carolina	W	6-3	34,500
Nov. 20	Tennessee	L	0-48	57,878
			117-92	

1994	Opponent		UK-Op	Attend
Sept. 3	Louisville	W	20-14	59,162
Sept. 17	Indiana	L	29-59	57,825
Sept. 24	South Carolina	L	9-23	56,900
Oct. 22	Georgia	L	30-34	56,125
Oct. 29	Mississippi State	L	7-47	49,500
Nov. 5	Vanderbilt	L	6-24	40,500
Nov. 12	NE Louisana	L	14-21	32,000
			115-222	

1995	Opponent		UK-Op	Attend
Sept. 2	Louisville	L	10-13	58,967
Sept. 9	Florida	L	7-42	53,524
Sept. 30	Auburn	L	21-42	58,250
Oct. 14	LSU	W	24-16	51,500
Nov. 11	Cincinnati	W	33-14	25,231
Nov. 18	Tennessee	L	31-34	52,300
			126-161	

1996	Opponent		UK-Op	Attend
Aug. 31	Louisville	L	14-38	59,384
Sept. 21	Indiana	W	3-0	40,500
Oct. 12	South Carolina	L	14-25	50,500
Oct. 26	Georgia	W	24-17	34,000
Nov. 9	Mississippi State	W	24-21	26,500
Nov. 16	Vanderbilt	W	25-0	33,000
			104-101	

1997	Opponent		UK-Op	Attend
Aug. 30	Louisville	W	38-24	59,186
Sept. 27	Florida	L	28-55	59,224
Oct. 4	Alabama	W	40-34 (OT)	59,226
Oct. 18	NE Louisiana	W	49-14	57,500
Nov. 1	LSU	L	28-63	58,450
Nov. 22	Tennessee	L	31-59	61,076
			214-249	

1998	Opponent		UK-Op	Attend
Sept. 12	Eastern Kentucky	W	52-7	57,776
Sept. 19	Indiana	W	31-27	57,788
Oct. 10	South Carolina	W	33-28	57,739
Oct. 24	Georgia	L	26-28	57,838
Nov. 7	Mississippi State	W	37-35	57,760
Nov. 14	Vanderbilt	W	55-17	57,521
			234-142	

1999	Opponent		UK-Op	Attend
Sept. 4	Louisville	L	28-56	70,692
Sept. 11	Connecticut	W	45-14	63,879
Sept. 25	Florida	L	10-38	70,971
Oct. 2	Arkansas	W	31-20	62,602
Oct. 16	Louisiana State	W	31-5	67,370
Nov. 20	Tennessee	L	21-56	71,022
			166-189	

2000	Opponent		UK-Op	Attend
Sept. 9	South Florida	W	27-9	63,821
Sept. 16	Indiana	W	41-34	70,776
Oct. 7	South Carolina	L	17-20	69,334
Oct. 21	Georgia	L	30-34	68,565
Nov. 4	Mississippi State	L	17-35	62,159
Nov. 11	Vanderbilt	L	20-24	58,117
			152-156	

2001	Opponent		UK-Op	Attend
Sept. 1	Louisville	L	10-36	70,838
Sept. 8	Ball State	W	28-20	61,523
Sept. 22	Florida	L	10-44	66,126
Sept. 29	Ole Miss	L	31-42	60,814
Oct. 13	Louisiana State	L	25-29	52,471
Nov. 17	Tennessee	L	35-38	69,109
			139-209	

2002	Opponent		UK-Op	Attend
Sept. 7	Texas-El Paso	W	77-17	59,213
Sept. 14	Indiana	W	27-17	70,347
Sept. 21	Middle Tennessee	W	44-22	60,584
Oct. 12	South Carolina	L	12-16	70,547
Oct. 26	Georgia	L	24-52	71,017
Nov. 9	Louisiana State	L	30-33	66,262
Nov. 16	Vanderbilt	W	41-21	51,114
			255-168	

Commonwealth Stadium Records

Kentucky vs. All Opponents in Commonwealth Stadium

Team	G	W	L	T	Pct.	Streak
Alabama	4	1	3	0	.250	Won 1
Arkansas	1	1	0	0	1.000	Won 1
Auburn	4	0	4	0	.000	Lost 4
Ball State	1	1	0	0	1.000	Won 1
Baylor	1	1	0	0	1.000	Won 1
Bowling Green	3	2	1	0	.667	Lost 1
Cent. Michigan	4	4	0	0	1.000	Won 4
Cincinnati	5	4	0	1	.900	Won 4
Clemson	2	1	1	0	.500	Won 1
Connecticut	1	1	0	0	1.00	Won 1
East Carolina	1	1	0	0	1.000	Won 1
Eastern Kentucky	1	1	0	0	1.000	Won 1
East Tenn. St.	1	1	0	0	1.000	Won 1
Florida	14	3	11	0	.214	Lost 7
Georgia	15	3	12	0	.200	Lost 3
Indiana	12	9	3	0	.750	Won 4
Kansas	2	0	1	1	.250	Tied 1
Kent	6	6	0	0	1.000	Won 6
Louisville	6	2	4	0	.333	Lost 2
LSU	15	6	9	0	.400	Lost 2
Maryland	2	1	0	1	.750	Won 1
Miami (Ohio)	3	1	2	0	.333	Won 1
Middle Tennessee	1	1	0	0	1.000	Won 1
Miss. State	8	5	3	0	.625	Lost 1
North Carolina	3	2	1	0	.667	Won 2
Northeast Louisiana	2	1	1	0	.500	Won 1
North Texas St.	2	2	0	0	1.000	Won 2
Ohio	1	1	0	0	1.000	Won 1
Oklahoma	1	0	1	0	.000	Lost 1
Ole Miss	5	3	2	0	.600	Lost 1
Oregon State	1	1	0	0	1.000	Won 1
Penn State	2	1	1	0	.500	Lost 1
Rutgers	3	2	0	1	.833	Won 1
South Carolina	7	2	5	0	.286	Lost 2
South Florida	1	1	0	0	1.000	Won 1
So. Illinois	1	1	0	0	1.000	Won 1
So. Mississippi	1	1	0	0	1.000	Won 1
Tennessee	15	2	13	0	.133	Lost 10
Texas-El Paso	1	1	0	0	1.000	Won 1
Tulane	4	4	0	0	1.000	Won 4
Utah State	2	2	0	0	1.000	Won 2
Vanderbilt	15	11	4	0	.733	Won 1
Virginia Tech	5	4	1	0	.800	Won 1
West Virginia	2	2	0	0	1.000	Won 2
TOTALS	**187**	**100**	**83**	**4**	**.545**	**Won 1**

Coaches Records in Commonwealth Stadium

Coach	G	W	L	T	Pct.
Fran Curci (1973-81)	53	29	23	1	.557
Jerry Claiborne (1982-89)	54	32	19	3	.620
Bill Curry (1990-96)	43	21	22	0	.488
Hal Mumme (1997-2000)	24	13	11	0	.542
Guy Morriss (2001-2002)	13	5	8	0	.385
Totals (1973-2002)	**187**	**100**	**83**	**4**	**.545**

Commonwealth Stadium Records

Team Records

Miscellaneous, Single Game

Most UK Points — 77 vs. Texas-El Paso (2002)
Most Opponent Points — 63 by LSU (1997)
Most Combined Points — 94 vs. Texas-El Paso (2002, UK 77, UTEP 17)
Widest UK Margin of Victory — 60 vs. Texas-El Paso (2002, UK 77, UTEP 17)
Widest UK Margin of Defeat — 48 by Tennessee (1993, UT 48, UK 0)

Miscellaneous, Season

Most UK Wins — 6 in 1976 (7 games)
Most UK Losses — 6 in 1994 (7 games)
Most UK Consecutive Wins — 8 (from Nov. 6, 1976 vs. Vanderbilt through Sept. 23, 1978 vs. Baylor)
Most UK Consecutive Losses — 9 (from Sept. 17, 1994 vs. Indiana through Sept. 30, 1995 vs. Auburn)

Individual Records

Kentucky, Single Game

Most Rushing Yards — 272, Moe Williams vs. Cincinnati, 1995
Most Passing Yards — 528, Jared Lorenzen vs. Georgia, 2000
Most Receptions — 16, Craig Yeast vs. Vanderbilt, 1998
Most Receiving Yards — 269, Craig Yeast vs. Vanderbilt, 1998

Opponent, Single Game

Most Rushing Yards — 221, Alex Smith (Indiana), 1994; Kevin Faulk (LSU), 1997
Most Passing Yards — 523, Peyton Manning (Tennessee), 1997
Most Receptions — 15, Keith Edwards (Vanderbilt), 1984
Most Receiving Yards — 201, Devery Henderson (LSU), 2002

Long Plays

Kentucky

Rushing — t85, Mark Higgs vs. Utah State, 1987
Passing — 89, Jared Lorenzen/Derek Smith vs. Georgia, 2000
Field Goal — 53, Doug Pelfrey vs. Cincinnati, 1991
Punt — 80, Paul Calhoun vs. Indiana, 1983
KO Return — t96, Kio Sanford vs. Northeast Louisiana, 1994
Punt Return — t64, Dee Smith vs. Utah State, 1987
Interception Return — t91, Greg Long vs. North Texas, 1981

Opponents

Rushing — t80, Stanley Morgan (Tennessee), 1975
Passing — t91, Buck Belue/Amp Arnold (Georgia), 1980
Field Goal — 54, Hap Hines (Georgia), 1996
KO Return — t100, Willie Shelby (Alabama), 1973
Punt Return — t74, Todd Kinchen (LSU), 1991

Commonwealth Stadium Firsts

First Game — Sept. 15, 1973 (UK vs. Virginia Tech)
First Victory — UK 31, Virginia Tech 26 (Sept. 15, 1973)
First UK TD Run — Sonny Collins, 7 yards, vs. Va. Tech (1973)
First UK TD Pass — Ernie Lewis/Ray Barga, 13 yards, vs. Va. Tech (1973)
First Overtime Game — Oct. 4, 1997 (UK 40, Alabama 34)

Year-by-Year Records

Annual Interception Leaders

Yr	Player	No	Yds	Avg	TD	Long
2002	Quentus Cumby	2	103	51.5	1	82
	Derrick Tatum	2	55	27.5	1	53
	Mike Williams	2	18	9.0	0	16
2001	David Johnson	2	29	14.5	0	17
2000	Five players with one each					
1999	Anthony Wajda	5	98	19.6	0	46
1998	David Johnson	2	51	25.5	0	42
1997	Tremayne Martin	5	0	0.0	0	0
1996	Van Hiles	3	20	6.7	0	20
1995	Leman Boyd	3	4	1.3	0	4
1994	Van Hiles	3	61	20.3	1	61
1993	Marcus Jenkins	6	45	7.5	0	19
1992	Willie Cannon	3	54	18.0	0	29
1991	Brad Armstead	4	92	23.0	0	52
1990	Four players with one each					
1989	Ron Robinson	3	54	18.0	0	37
	Albert Burks	3	31	10.3	0	14
	Jeff Brady	3	1	0.3	0	4
1988	Jay Dortch	2	0	0.0	0	0
1987	Tony Massey	4	69	17.3	1	38
1986	Tony Mayes	4	33	8.3	0	30
1985	Russell Hairston	4	26	6.5	0	20
1984	Paul Calhoun	7	91	13.0	0	36
1983	Kerry Baird	3	56	18.6	1	35
1982	Dave Meers	2	13	6.5	0	11
	Kerry Baird	2	-3	-1.5	0	2
1981	Greg Long	4	176	44.0	1	91
	Kerry Baird	4	55	14.3	0	22
1980	Chris Jacobs	3	60	20.0	0	36
1979	Larry Carter	3	75	25.0	0	45
	Andy Molls	3	27	9.0	0	23
	John Bow	3	24	8.0	0	16
1978	Larry Carter	5	62	12.4	0	22
1977	Dallas Owens	4	104	26.0	2	81
1976	Dave Hayden	5	69	13.8	0	28
1975	Ray Carr	4	0	0.0	0	0
1974	Ben Thomas	5	82	16.4	0	25
1973	Darryl Bishop	5	123	24.6	0	83
1972	Darryl Bishop	5	149	29.8	1	97
1971	Jeff Woodcock	6	37	6.2	0	32
1970	Emmett Burnam	5	43	8.6	0	28
	Wilbur Hackett	5	22	4.4	0	7
	Jasper Swindle	5	22	4.4	0	12
1969	Dave Van Meter	3	0	0.0	0	0
1968	Dave Hunter	3	197	65.7	1	100
1967	Charles Blackburn	2	5	2.5	0	5
1966	Jerry Davis	4	41	10.3	0	22
1965	Terry Beadles	6	77	12.8	0	32
1964	Rodger Bird	3	97	32.3	1	95
1963	Bob Kosid	4	30	7.5	0	13
	Talbot Todd	4	12	3.0	0	12
1962	Darrell Cox	3	15	5.0	0	15
1961	Darrell Cox	4	0	0.0	0	0
1960	Tom Hundley	3	63	21.0	0	28
	Jerry Eisaman	3	60	20.0	0	35
	Leeman Bennett	3	44	14.6	0	36
1959	12 players with one each					
1958	Jerry Eisaman	2	34	17.0	0	34
	Glenn Shaw	2	19	9.5	0	14
1957	Lowell Hughes	3	52	17.3	0	25
	Kenny Robertson	3	7	2.3	0	4
1956	Bob Dougherty	2	26	13.0	0	19
	Kenny Robertson	2	23	11.5	0	14
	Don Netoskie	2	14	7.0	0	11
	Delmar Hughes	2	4	2.0	0	4
1955	Dave Kuhn	3	18	6.0	0	9
1954	Dave Kuhn	3	29	9.7	0	-
1953	Steve Meilinger	4	69	17.3	0	-
1952	Bradley Mills	6	30	5.0	0	-
1951	Doug Moseley	5	37	7.4	0	-
1950	Dom Fucci	4	63	15.8	1	-
1949	Jerry Claiborne	9	130	14.4	0	-
1948	Wilbur Jamerson	3	79	26.3	0	-
	Clayton Webb	3	71	23.6	1	-
	Bobby Brook	3	16	5.3	0	-
1947	Bill Moseley	4	37	9.3	-	-
	Bill Boller	4	66	16.5	-	-
1946	Not reported					

1881-1932
Pre-Southeastern Conference Years

YEAR	OVERALL RECORD	CONF.	HEAD COACH (ALMATER)
1881	1-2	—	Unknown
1891	1-1	—	Unknown
1892	2-4-1	—	Prof. A.M. Miller (Princeton)
1893	5-2-1	—	John A. Thompson (Purdue)
1894	5-2	—	W.P. Finney (Purdue)
1895	4-5	—	Charles Mason (Cornell)
1896	3-6	SIAA	Dudley Short (Cornell)
1897	2-4	SIAA	Lyman B. Eaton (Cincinnati)
1898	7-0	SIAA	W.R. Bass (Cincinnati)
1899	5-2-2	SIAA	W.R. Bass (Cincinnati)
1900	4-6	SIAA	W.H. Kiler (Illinois)
1901	2-6-1	SIAA	W.H. Kiler (Illinois)
1902	3-5-1	SIAA	E.W. McLeod (Michigan)
1903	7-1	SIAA	C.A. Wright (Columbia)
1904	9-1	SIAA	F.E. Schact (Minnesota)
1905	6-3-1	SIAA	F.E. Schact (Minnesota)
1906	4-3	SIAA	J. White Guyn (Kentucky)
1907	9-1-1	SIAA	J. White Guyn (Kentucky)
1908	4-3	SIAA	J. White Guyn (Kentucky)
1909	9-1	SIAA	E.R. Sweetland (Cornell)
1910	7-2	SIAA	E.R. Sweetland (Cornell)
1911	7-3	SIAA	P.P. Douglass (Michigan)
1912	7-2	SIAA	E.R. Sweetland (Cornell)
1913	6-2	SIAA	Alpha Brumage (Kansas)
1914	5-3	SIAA	Alpha Brumage (Kansas)
1915	6-1-1	SIAA	J.J. Tigert (Vanderbilt)
1916	4-1-2	SIAA	J.J. Tigert (Vanderbilt)
1917	3-5-1	SIAA	S.A. Boles (Vanderbilt)
1918	2-1	SIAA	Andy Gill (Indiana)
1919	3-4-1	SIAA	Andy Gill (Indiana)
1920	3-4-1	SIAA	W.J. Juneau (Wisconsin)
1921	4-3-1	SC	W.J. Juneau (Wisconsin)
1922	6-3	SC	W.J. Juneau (Wisconsin)
1923	4-3-2	SC	J.J. Winn (Princeton)
1924	4-5	SC	Fred J. Murphy (Yale)
1925	6-3	SC	Fred J. Murphy (Yale)
1926	2-6-1	SC	Fred J. Murphy (Yale)
1927	3-6-1	SC	Harry Gamage (Illinois)
1928	4-3-1	SC	Harry Gamage (Illinois)
1929	6-1-1	SC	Harry Gamage (Illinois)
1930	5-3	SC	Harry Gamage (Illinois)
1931	5-2-2	SC	Harry Gamage (Illinois)
1932	4-5	SC	Harry Gamage (Illinois)

SIAA-Southern Intercollegiate Athletic Association
SC-Southern Conference



Harry Gamage had a record of 32-25-5 as UK head coach from 1927-33

1933-present
Southeastern Conference Years

YEAR	OVERALL W-L-T	SEC W-L-T	SEC FINISH	HEAD COACH (ALMA MATER)
1933	5-5	2-3	t9th	Harry Gamage (Illinois)
1934	5-5	1-3	9th	C.A. Wynne (Notre Dame)
1935	5-4	3-3	t6th	C.A. Wynne (Notre Dame)
1936	6-4	1-3	10th	C.A. Wynne (Notre Dame)
1937	4-6	0-5	12th	C.A. Wynne (Notre Dame)
1938	2-7	0-4	12th	A.D. Kirwan (Kentucky)
1939	6-2-1	2-2-1	6th	A.D. Kirwan (Kentucky)
1940	5-3-2	1-2-2	9th	A.D. Kirwan (Kentucky)
1941	5-4	0-4	12th	A.D. Kirwan (Kentucky)
1942	3-6-1	0-5	t11th	A.D. Kirwan (Kentucky)
1943	No Team (War Year)			
1944	3-6	1-5	9th	A.D. Kirwan (Kentucky)
1945	2-8	0-5	12th	Bernie Shively (Illinois)
1946	7-3	2-3	8th	Paul "Bear" Bryant (Alabama)
1947 ✪	8-3	2-3	t9th	Paul "Bear" Bryant (Alabama)
1948	5-3-2	1-3-1	9th	Paul "Bear" Bryant (Alabama)
1949 ▲	9-3	4-1	2nd	Paul "Bear" Bryant (Alabama)
1950 ✦	11-1	5-1	1st	Paul "Bear" Bryant (Alabama)
1951■	8-4	3-3	5th	Paul "Bear" Bryant (Alabama)
1952	5-4-2	1-3-2	9th	Paul "Bear" Bryant (Alabama)
1953	7-2-1	4-1-1	t2nd	Paul "Bear" Bryant (Alabama)
1954	7-3-0	5-2	t3rd	Blanton Collier (Georgetown)
1955	6-3-1	3-3-1	t7th	Blanton Collier (Georgetown)
1956	6-4	4-4	t6th	Blanton Collier (Georgetown)
1957	3-7	1-7	12th	Blanton Collier (Georgetown)
1958	5-4-1	3-4-1	t6th	Blanton Collier (Georgetown)
1959	4-6	1-6	9th	Blanton Collier (Georgetown)
1960	5-4-1	2-4-1	9th	Blanton Collier (Georgetown)
1961	5-5	2-4	7th	Blanton Collier (Georgetown)
1962	3-5-2	2-3-1	t7th	Charlie Bradshaw (Kentucky)
1963	3-6-1	0-5-1	11th	Charlie Bradshaw (Kentucky)
1964	5-5	4-2	t2nd	Charlie Bradshaw (Kentucky)
1965	6-4	3-3	t6th	Charlie Bradshaw (Kentucky)
1966	3-6-1	2-4	6th	Charlie Bradshaw (Kentucky)
1967	2-8	1-6	7th	Charlie Bradshaw (Kentucky)
1968	3-7	0-7	7th	Charlie Bradshaw (Kentucky)
1969	2-8	1-6	9th	John Ray (Olivet)
1970	2-9	0-7	8th	John Ray (Olivet)
1971	3-8	1-6	t6th	John Ray (Olivet)
1972	3-8	2-5	t7th	John Ray (Olivet)
1973	5-6	3-4	t5th	Fran Curci (Miami)
1974	6-5	3-3	t3rd	Fran Curci (Miami)
1975	2-8-1	0-6	t5th	Fran Curci (Miami)
1976 ♣	9-3	5-1	t1st	Fran Curci (Miami)
1977	10-1	6-0	2nd	Fran Curci (Miami)
1978	4-6-1	2-4	t5th	Fran Curci (Miami)
1979	5-6	3-3	t4th	Fran Curci (Miami)
1980	3-8	1-5	6th	Fran Curci (Miami)
1981	3-8	2-4	t4th	Fran Curci (Miami)
1982	0-10-1	0-6	t8th	Jerry Claiborne (Kentucky)
1983 ⧫	6-5-1	2-4	4th	Jerry Claiborne (Kentucky)
1984 ⧫	9-3	3-3	t4th	Jerry Claiborne (Kentucky)
1985	5-6	1-5	7th	Jerry Claiborne (Kentucky)
1986	5-5-1	2-4	t4th	Jerry Claiborne (Kentucky)
1987	5-6	1-5	t7th	Jerry Claiborne (Kentucky)
1988	5-6	2-5	t8th	Jerry Claiborne (Kentucky)
1989	6-5	2-5	t7th	Jerry Claiborne (Kentucky)
1990	4-7	3-4	5th	Bill Curry (Ga. Tech)
1991	3-8	0-7	10th	Bill Curry (Ga. Tech)
1992	4-7	2-6	*t5th	Bill Curry (Ga. Tech)
1993♣	6-6	4-4	*3rd	Bill Curry (Ga. Tech)
1994	1-10	0-8	*6th	Bill Curry (Ga. Tech)
1995	4-7	2-6	*5th	Bill Curry (Ga. Tech)
1996	4-7	3-5	*t4th	Bill Curry (Ga. Tech)
1997	5-6	2-6	*5th	Hal Mumme (Tarleton State)
1998❉	7-5	4-4	*4th	Hal Mumme (Tarleton State)
1999●	6-6	4-4	*4th	Hal Mumme (Tarleton State)
2000	2-9	0-8	*6th	Hal Mumme (Tarleton State)
2001	2-9	1-7	*5th	Guy Morriss (TCU)
2002	7-5	3-5	*t4th	Guy Morriss (TCU)

* Eastern Division finish ❉ Outback Bowl ● Music City Bowl
✪ Great Lakes Bowl ▲ Orange Bowl ✦ Sugar Bowl
■ Cotton Bowl ♣ Peach Bowl ⧫ Hall of Fame

All-Time Kentucky Coaching Records

Years	Coach(Alma Mater)	Yrs/UK	W	L	T	Pct.
1881	Unknown	1	1	2	0	.333
1891	Unknown	1	1	1	0	.500
1892	Prof. A.M. Miller (Princeton)	1	2	4	1	.357
1892-93	John A. Thompson (Purdue).	1	5	2	1	.688
1894	W.P. Finney (Purdue)	1	5	2	0	.714
1895	Charles Mason (Cornell)	1	4	5	0	.444
1896	Dudley Short (Cornell)	1	3	6	0	.333
1897	Lyman B. Eaton (Cincinnati)	1	2	4	0	.333
1898-99	W.R. Bass (Cincinnati)	2	12	2	2	.813
1900-01	W.H. Kiler (Illinois).	2	6	12	1	.342
1902	E.W. McLeod (Michigan)	1	3	5	1	.389
1903	C.A. Wright (Columbia)	1	7	1	0	.875
1904	F.E. Schact (Minnesota)	2	15	4	1	.775
1906-08	J. White Guyn (Kentucky)	3	17	7	1	.700
1909-1910, 12	R. Sweetland (Cornell)	3	23	5	0	.821
1911	P.P. Douglass (Michigan)	1	7	3	0	.700
1913-14	Alpha Brumage (Kansas)	2	11	5	0	.688
1915-16	J.J. Tigert (Vanderbilt)	2	10	2	3	.767
1917	S.A. Boles (Vanderbilt).	1	3	5	1	.389
1918-19	Andy Gill (Indiana)	2	5	5	1	.500
1920-22	W.J. Juneau (Wisconsin).	3	13	10	2	.560
1923	J. Winn (Princeton)	1	4	3	2	.556
1924-26	Fred J. Murphy (Yale)	3	12	14	1	.463
1927-33	Harry Gamage (Illinois)	7	32	25	5	.556
1934-37	C.A. Wynne (Notre Dame)	4	20	19	0	.513
1938-42, 44	A.D. Kirwan (Kentucky)	6	24	28	4	.464
1943	NO-TEAM—WAR YEAR					
1945	Bernie Shively (Illinois)	1	2	8	0	.200
1946-53	Paul Bryant (Alabama)	8	60	23	5	.710
1954-61	Blanton Collier (Georgetown)	8	41	36	3	.531
1962-68	Charlie Bradshaw (Kentucky)	7	25	41	4	.386
1969-72	John Ray (Olivet)	4	10	33	0	.233
1973-81	Fran Curci (Miami)	9	47	51	2	.480
1982-89	Jerry Claiborne (Kentucky)	8	41	46	3	.472
1990-96	Bill Curry (Georgia Tech)	7	26	52	0	.333
1997-2000	Hal Mumme (Tarleton State)	4	20	26	0	.435
2001-2002	Guy Morriss (Texas Christian)	2	9	14	0	.391
Totals	**112 Seasons**		**528**	**511**	**44**	**.508**



Coach Blanton Collier



Charlie Bradshaw



Paul "Bear" Bryant



Jerry Claiborne



Fran Curci



Bill Curry



Guy Morriss



Hal Mumme



John Ray

Kentucky vs. All Opponents

Annual Tackle Leaders

Yr	Player	Solo	Asst	Total
2002	Quentus Cumby	52	35	87
2001	Chris Gayton	52	41	93
2000	Marlon McCree	65	20	85
1999	Jeff Snedegar	63	21	84
1998	Jeff Zurcher	75	13	88
1997	Jeff Snedegar	62	35	97
1996	Leman Boyd	77	20	97
1995	Mike Schellenberger	63	41	104
1994	Melvin Johnson	88	41	129
1993	Marty Moore	81	35	116
1992	Marty Moore	-	-	148
1991	Marty Moore	-	-	183
1990	Randy Holleran	-	-	174
1989	Craig Benzinger	77	82	159
1988	Randy Holleran	102	59	161
1987	Jeff Kremer	90	90	180
1986	Larry Smith	64	70	134
1985	Larry Smith	82	70	152
1984	Cam Jacobs	88	57	145
1983	Kevin McClelland	74	63	137
1982	John Grimsley	91	65	156
1981	John Grimsley	89	64	153
1980	Scott Schroeder	82	62	144
1979	Lester Boyd	77	55	132
1978	Jim Kovach	92	72	164
1977	Mike Martin	69	56	125
1976	Jim Kovach	94	49	143
1975	Jim Kovach	76	68	154
1974	Tom Ehlers	91	83	174
1973	Frank LeMaster	82	68	150
1972	Darryl Bishop	79	57	136
1971	Darryl Bishop	73	73	146
1970	Joe Federspiel	82	43	125



Larry Smith

Opponent	Games	First Met	Last Met	W	L	T
Alabama	34	1917	1997	2	31	1
All-Kentucky	1	1900	1900	0	1	0
Alumni	1	1899	1899	1	0	0
Arkansas	3	1998	2002	2	1	0
Auburn	28	1934	1995	5	22	1
Avondale	2	1900	1901	0	2	0
Baldwin-Wallace	1	1940	1940	1	0	0
Ball State	1	2001	2001	1	0	0
Baylor	4	1963	1977	2	2	0
Berea College	5	1903	1909	5	0	0
Bethany	1	1904	1904	1	0	0
Boston College	1	1937	1937	0	1	0
Bowling Green	3	1979	1985	2	1	0
Butler College	4	1913	1917	4	0	0
Carson-Newman	2	1928	1929	2	0	0
Catlettsburg	2	1896	1905	1	1	0
Central Michigan	4	1983	1992	4	0	0
Central University	15	1892	1911	4	10	1
Centre College	30	1891	1929	11	18	1
Chicago	1	1925	1925	0	1	0
Cincinnati	34	1894	1996	22	9	3
Cincinnati YMCA	2	1893	1912	2	0	0
Citadel	1	1949	1949	1	0	0
Clemson	11	1925	1993	7	4	0
CO. H. of 8th Mass	1	1898	1898	1	0	0
Connecticut	1	1999	1999	1	0	0
Cumberland	1	1905	1905	1	0	0
Cynthiana	2	1903	1905	2	0	0
Dayton	1	1950	1950	1	0	0
DePauw	1	1895	1895	0	1	0
Detroit	4	1959	1964	4	0	0
Duke	4	1930	1933	0	4	0
Earlham	3	1913	1915	3	0	0
East Carolina	1	1993	1993	1	0	0
Eastern Kentucky	1	1998	1998	1	0	0
East Tennessee State	1	1985	1985	1	0	0
Eminence	1	1906	1906	1	0	0
Evansville	1	1947	1947	1	0	0
Florida	53	1917	2002	17	36	0
Florida State	5	1960	1965	3	1	1
Frankfort A.C.	1	1895	1895	1	0	0
Georgetown (KY.)	24	1891	1924	23	1	0
George Washington	3	1940	1951	3	0	0
Georgia	56	1939	2002	10	44	2
Georgia Tech	19	1923	1960	7	11	1
Hanover	2	1907	1912	2	0	0
Hawaii	1	1958	1958	1	0	0
Houston	2	1965	1966	0	2	0
Illinois	2	1909	1913	1	1	0
Indiana	33	1892	2002	15	17	1
160th Indiana	1	1898	1898	1	0	0
Jeffersonville A.C	1	1894	1894	1	0	0
Kansas	4	1975	1982	0	3	1
Kansas State	4	1961	1983	3	1	0
Kent	5	1984	1993	5	0	0
Kentucky Wesleyan	6	1897	1927	5	1	0
K.M.I.	4	1903	1906	4	0	0
Lexington A.C.	1	1896	1896	0	1	0
Lexington High	1	1911	1911	1	0	0
Louisville	15	1912	2002	10	5	0
Louisville A.C.	4	1892	1898	3	1	0
Louisville YMCA	4	1900	1902	2	2	0
LSU	53	1949	2002	15	37	1
Manhattan	2	1936	1937	1	1	0
Manual High	1	1907	1907	1	0	0
Marietta	2	1903	1906	1	1	0
Marquette	3	1945	1948	2	1	0
Marshall	6	1905	1960	6	0	0
Maryland	7	1931	1979	2	3	2
Maryville	20	1907	1938	19	0	1
Memphis State	4	1953	1957	4	0	0
Miami (Florida)	8	1948	1963	5	3	0
Miami (Ohio)	11	1894	1991	6	4	1
Michigan	1	1908	1908	0	1	0
Michigan State	4	1944	1947	2	2	0
Middle Tennessee	1	2002	2002	1	0	0
Mississippi	38	1944	2001	12	25	1
Mississippi State	30	1914	2002	17	13	0
Missouri	2	1965	1968	2	0	0
Mooney School	1	1902	1902	0	1	0
Morris-Harvey	2	1907	1911	2	0	0
Nashville University	1	1902	1902	0	1	0
Newcastle	1	1898	1898	1	0	0
North Carolina	10	1910	1990	5	5	0
North Carolina State	2	1909	1970	1	1	0
North Dakota	1	1950	1950	1	0	0
Northeast Louisiana	2	1994	1997	1	1	0
North Texas State	3	1950	1984	3	0	0
Northwestern	1	1928	1928	0	1	0
Oglethorpe	2	1938	1938	2	0	0
Ohio Northern	1	1913	1913	1	0	0
Ohio State	3	1895	1935	0	3	0
Ohio University	3	1910	1987	2	1	0
Oklahoma	3	1895	1982	1	2	0
Oregon State	2	1968	1979	2	0	0
Paris	1	1904	1904	1	0	0
Penn State	5	1975	1998	2	3	0
Purdue	3	1895	1915	1	2	0
O&C Railroad	1	1902	1902	1	0	0
Rice	2	1953	1955	2	0	0
Rose Polytechnical	2	1908	1909	2	0	0
Rutgers	5	1984	1990	2	2	1
St. Mary's College	1	1909	1909	1	0	0
St. Louis University	2	1905	1910	0	2	0
Santa Clara	1	1950	1950	0	1	0
Sewanee	13	1908	1933	7	3	3
South Carolina	14	1937	2002	6	7	1
Southern Illinois	1	1988	1988	1	0	0
Southern Methodist	1	1949	1949	0	1	0
Southern Mississippi	2	1949	1986	2	0	0
South Florida	1	2000	2000	1	0	0
Southwestern	3	1920	1941	3	0	0
Syracuse	1	1999	1999	0	1	0
Tennessee	98	1893	2002	23	66	9
Tennessee Tech	1	1951	1951	1	0	0
Texas	1	1951	1951	0	1	0
Texas A&M	2	1952	1953	1	1	0
Texas Christian	1	1952	1952	1	0	0
Texas-El Paso	1	2002	2002	1	0	0
Transylvania	21	1881	1911	14	6	1
Tulane	15	1910	1985	9	6	0
Utah State	3	1970	1987	2	1	0
Vanderbilt	75	1896	2002	35	36	4
Villanova	9	1947	1972	7	1	1
Virginia	1	1930	1930	1	0	0
V.M.I.	16	1892	1944	12	4	0
Virginia Tech	19	1926	1987	11	6	2
Washington & Lee	18	1899	1942	9	7	2
West Virginia	20	1905	1983	11	8	1
West Virginia Wesleyan	1	1924	1924	0	1	0
Wilmington	2	1913	1914	2	0	0
Winchester	1	1907	1907	1	0	0
Wisconsin	1	1984	1984	1	0	0
Xavier (Ohio)	20	1903	1962	18	2	0
Totals	**1083**	**1881**	**2002**	**528**	**511**	**44**

Kentucky vs. Major Conferences

Kentucky vs. I-A Conferences and Independents

Conference	W	L	T	Pct.
Atlantic Coast	26	29	4	.475
Big East	29	21	4	.574
Big 12	9	10	1	.475
Big Ten	22	30	1	.425
Conference USA	50	22	3	.687
Mid-American	26	6	1	.803
Mountain West	0	0	0	.000
Pacific-10	2	0	0	1.000
Sun Belt	7	2	0	.778
Western Athletic	4	1	0	.800
I-A Independents	1	0	0	1.000
Totals	**176**	**121**	**14**	**.588**

Atlantic Coast Conference

Team	W	L	T	Pct.
Clemson	7	4	0	.636
Duke	0	4	0	.000
Florida State	3	1	1	.700
Georgia Tech	7	11	1	.395
Maryland	2	3	2	.429
North Carolina	5	5	0	.500
N. C. State	1	1	0	.500
Virginia	1	0	0	1.000
Wake Forest	0	0	0	.000
Totals	**26**	**29**	**4**	**.475**

Big East Conference

Team	W	L	T	Pct.
Boston College	0	1	0	.000
Miami (Fla.)	5	3	0	.625
Pittsburgh	0	0	0	.000
Rutgers	2	2	1	.500
Syracuse	0	1	0	.000
Temple	0	0	0	.000
Virginia Tech	11	6	2	.632
West Virginia	11	8	1	.575
Totals	**29**	**21**	**4**	**.574**

Big 12 Conference

North Division

Team	W	L	T	Pct.
Colorado	0	0	0	.000
Iowa State	0	0	0	.000
Kansas	0	3	1	.125
Kansas St.	3	1	0	.750
Missouri	2	0	0	1.000
Nebraska	0	0	0	.000

South Division

Team	W	L	T	Pct.
Baylor	2	2	0	.500
Oklahoma	1	2	0	.333
Oklahoma St.	0	0	0	.000
Texas	0	1	0	.000
Texas A&M	1	1	0	.500
Texas Tech	0	0	0	.000
Totals	**9**	**10**	**1**	**.475**

Big Ten Conference

Team	W	L	T	Pct.
Illinois	1	1	0	.500
Indiana	15	17	1	.470
Iowa	0	0	0	.000
Michigan	0	1	0	.000
Michigan St.	2	2	0	.500
Minnesota	0	0	0	.000
Northwestern	0	1	0	.000
Ohio St.	0	3	0	.000
Penn St.	2	3	0	.400
Purdue	1	2	0	.333
Wisconsin	1	0	0	1.000
Totals	**22**	**30**	**1**	**.425**

Conference USA

Team	W	L	T	Pct.
Alabama-Birmingham	0	0	0	.000
Army	0	0	0	.000
Cincinnati	22	9	3	.691
East Carolina	1	0	0	1.000
Houston	0	2	0	.000
Louisville	10	5	0	.667
Memphis	4	0	0	1.000
Southern Miss.	2	0	0	1.000
South Florida	1	0	0	1.000
Texas Christian	1	0	0	1.000
Tulane	9	6	0	.600
Totals	**50**	**22**	**3**	**.687**

Mid-American Conference

East Division

Team	W	L	T	Pct.
Akron	0	0	0	.000
Buffalo	0	0	0	.000
Central Florida	0	0	0	.000
Kent	5	0	0	1.000
Marshall	6	0	0	1.000
Miami (Ohio)	6	4	1	.591
Ohio	2	1	0	.667

West Division

Team	W	L	T	Pct.
Ball State	1	0	0	1.000
Bowling Green	2	1	0	.667
Central Michigan	4	0	0	1.000
Eastern Michigan	0	0	0	.000
Northern Illinois	0	0	0	.000
Toledo	0	0	0	.000
Western Michigan	0	0	0	.000
Totals	**26**	**6**	**1**	**.803**

Mountain West Conference

Team	W	L	T	Pct.
Air Force	0	0	0	.000
Brigham Young	0	0	0	.000
Colorado St.	0	0	0	.000
Nevada-Las Vegas	0	0	0	.000
New Mexico	0	0	0	.000
San Diego St.	0	0	0	.000
Utah	0	0	0	.000
Wyoming	0	0	0	.000
Totals	**0**	**0**	**0**	**.000**

Pacific-10 Conference

Team	W	L	T	Pct.
Arizona	0	0	0	.000
Arizona St.	0	0	0	.000
California	0	0	0	.000
Oregon	0	0	0	.000
Oregon St.	2	0	0	1.000
Southern Cal	0	0	0	.000
Stanford	0	0	0	.000
UCLA	0	0	0	.000
Washington	0	0	0	.000
Washington St.	0	0	0	.000
Totals	**2**	**0**	**0**	**1.000**

Sun Belt Conference

Team	W	L	T	Pct.
Arkansas State	0	0	0	.000
Idaho	0	0	0	.000
Louisiana-Lafayette	0	0	0	.000
Louisiana-Monroe	1	1	0	.500
Middle Tennessee	1	0	0	1.000
New Mexico State	0	0	0	.000
North Texas	3	0	0	1.000
Utah State	2	1	0	.667
Totals	**7**	**2**	**0**	**.778**

Western Athletic Conference

Team	W	L	T	Pct.
Boise State	0	0	0	.000
Fresno State	0	0	0	.000
Hawaii	1	0	0	1.000
Louisiana Tech	0	0	0	.000
Nevada	0	0	0	.000
Rice	2	0	0	1.000
San Jose State	0	0	0	.000
Southern Methodist	0	1	0	.000
Texas-El Paso	1	0	0	1.000
Tulsa	0	0	0	.000
Totals	**4**	**1**	**0**	**.800**

Division I-A Independents

Team	W	L	T	Pct.
Connecticut	1	0	0	1.000
Navy	0	0	0	.000
Notre Dame	0	0	0	.000
Troy State	0	0	0	.000
Totals	**1**	**0**	**0**	**1.000**

Kentucky Football Milestones

Games

Game	Opponent	UK-Opp	Date
1	Kentucky U.	7.2-1	Nov. 12, 1881
50	Central U.	0-18	Nov. 6, 1897
100	Miami (Ohio)	47-0	Oct. 24, 1903
200	Purdue	6-40	Nov. 7, 1914
300	Indiana	0-21	Oct. 1, 1927
400	Maryville	46-7	Sep. 24, 1938
500	Georgia	25-0	Oct. 8, 1949
600	Miss.State	33-12	Nov. 1, 1958
700	W. Virginia	35-16	Nov. 2, 1968
800	Vanderbilt	28-6	Nov. 5, 1977
900	Va. Tech	15-17	Nov. 1, 1986
1000	Mississippi St.	32-42	Oct. 28, 1995
1083	Tennessee	0-24	Nov. 30, 2002

Wins

Win	Opponent	UK-Opp	Date
1	Kentucky U.	7.2-1	Nov. 12, 1881
50	Georgetown	51-0	Nov. 2, 1903
100	Maryville	13-0	Sep. 30, 1911
200	Sewanee	7-0	Sep. 30, 1933
300	Miami (Fla.)	29-0	Oct. 31, 1952
400	W. Virginia	14-10	Sep. 25, 1976
500	Louisville	38-24	Aug. 30, 1997
528	Vanderbilt	41-21	Nov. 16, 2002

Losses

Loss	Opponent	UK-Opp	Date
1	Kentucky U.	1-2	Nov. 19, 1881
50	St. Louis	0-82	Nov. 18, 1905
100	W. V. Wesleyan	7-24	Dec. 6, 1924
200	Tennessee	0-6	Nov. 19, 1949
300	Utah State	6-35	Oct. 10, 1970
400	Georgia	9-31	Oct. 25, 1986
497	Tennessee	20-59	Nov. 18, 2000
500	Ole Miss	31-42	Sept. 29, 2001
511	Tennessee	0-24	Nov. 30, 2002

Largest Wins

Margin		Score	Year
87	-	UK 87, Wilmington 0	1914
83	-	UK 83, No.Dakota 0	1950
81	-	UK 81, Central U. 0	1904
80	-	UK 80, Maryville 0	1914
80	-	UK 80, Georgetown 0	1893
78	-	UK 81, Earlham 3	1914
77	-	UK 77, Transylvania 0	1909
73	-	UK 73, Louisville 0	1922

Largest Losses

Margin		Score	Year
82	-	St. Louis 82, UK 0	1905
67	-	Centre 67, UK 0	1894
66	-	Florida 73, UK 7	1994
65	-	Florida 65, UK 0	1996
62	-	Michigan 62, UK 0	1908
56	-	Centre 56, UK 0	1919
55	-	Centre 55, UK 0	1921
52	-	Tennessee 52, UK 0	1994
48	-	Tennessee 48, UK 0	1993

Most Points Scored, Both Teams

Points		Score	Year
102	-	UK 68, Louisville 34	1998
94	-	UK 77, Texas-El Paso 17	2002
91	-	LSU 63, UK 28	1997
90	-	Florida 59, UK 31	2000
90	-	Tennessee 59, UK 31	1997
88	-	Indiana 59, UK 29	1994
88	-	Indiana 58, UK 30	1969
87	-	UK 87, Wilmington 0	1914
86	-	Florida 51, UK 35	1998
86	-	UK 56, Vanderbilt 30	2001

All-Time Series Scores

(UK Record in Parenthesis)

ALABAMA
(2-31-1)
See Page 96

ALL-KENTUCKY
(0-1-0)

1900	L	0-5

ALUMNI
(1-0-0)

1899	W	6-5

ARKANSAS
(2-1-0)
See Page 102

AUBURN
(5-22-1)

1934	W	9-0
1935	L	23-0
1954	W	21-14
1955	T	14-14
1956	L	13-0
1957	L	6-0
1958	L	8-0
1959	L	33-0
1960	L	10-7
1961	W	14-12
1962	L	16-6
1963	L	14-13
1964	W	20-0
1965	L	23-18
1966	W	17-7
1967	L	48-7
1968	L	26-7
1969	L	44-3
1970	L	33-15
1971	L	38-6
1974	L	31-13
1975	L	15-9
1982	L	18-3
1983	L	49-21
1988	L	20-10
1989	L	24-12
1994	L	41-14
1995	L	21-42

AVONDALE A.C.
(0-2-0)

1900	L	5-11
1901	L	6-17

BALDWIN-WALLACE
(1-0-0)

1940	W	59-7

BALL STATE
(1-0-0)

2001	W	28-20

BAYLOR
(2-2-0)

1963	W	19-7
1964	L	15-17
1977	L	6-21
1978	W	25-21

BEREA
(5-0-0)

1903	W	17-0
1904	W	42-0
1905	W	46-0
1908	W	17-0
1909	W	28-0

BETHANY
(1-0-0)

1904	W	6-0

BOSTON COLLEGE
(0-1-0)

1937	L	0-13

BOWLING GREEN
(2-1-0)

1979	W	20-14
1980	W	21-20
1985	L	26-30

BUTLER
(4-0-0)

1913	W	21-7
1915	W	33-0
1916	W	39-3
1917	W	33-0

CARSON-NEWMAN
(2-0-0)

1928	W	61-0
1929	W	58-0

CATLETTSBURG, A.C.
(1-1-0)

1896	L	4-6
1905	W	23-0

CENTRAL
(4-10-1)

1892	L	6-8
1892	L	4-8
1892	L	6-10
1893	L	36-48
1894	W	38-10
1896	W	62-0
1897	L	0-18
1899	L	0-5
1900	L	0-6
1900	L	0-11
1901	L	0-5
1902	L	0-15
1904	W	40-0
1904	W	81-0
1905	T	11-11

CENTRAL MICHIGAN
(4-0-0)

1983	W	31-14
1988	W	18-7
1990	W	20-17
1992	W	21-14

CENTRE
(11-18-1)

1891	L	0-10
1893	L	4-6
1894	L	0-67
1895	W	6-0
1895	L	0-16
1896	L	0-32
1896	L	0-44
1897	L	0-36
1898	W	6-0
1899	T	11-11
1900	L	0-5
1906	L	6-12
1907	W	11-0
1908	W	40-0
1909	W	15-6
1910	L	6-12
1911	W	8-5
1916	W	68-0
1917	L	0-3
1918	Cancelled	
1919	L	0-56
1920	L	0-49
1921	L	0-55
1922	L	3-27
1923	L	0-10
1924	L	0-7
1925	W	16-0
1926	L	0-7
1927	W	53-0
1928	W	8-0
1929	W	33-0

CHICAGO
(0-1-0)

1925	L	0-9

CINCINNATI YMCA
(2-0-0)

1893	W	14-4
1912	W	56-0

CINCINNATI
(22-9-3)

1894	L	32-4
1900	L	20-6
1901	T	0-0
1901	W	16-0
1902	T	6-6
1904	L	11-0
1911	L	6-0
1912	W	19-13
1913	W	27-7
1914	L	14-7
1915	W	27-6
1916	W	32-0
1919	L	7-0
1920	W	7-6
1922	W	15-0
1923	W	14-0
1933	W	3-0
1934	W	27-0
1945	W	13-7
1945	L	16-7
1946	W	26-7
1947	W	20-0
1948	W	28-7
1949	W	14-7
1950	W	41-7
1952	W	14-6
1983	T	13-13
1985	W	27-7
1986	W	37-20
1989	W	31-0
1991	W	20-17
1992	L	17-13
1995	W	33-14
1996	L	3-24

CITADEL
(1-0-0)

1949	W	44-0

CLEMSON
(7-4-0)

1925	W	19-6
1929	W	44-6
1934	W	7-0
1936	W	7-6
1938	L	0-14
1952	W	27-14
1971	W	13-10
1981	L	3-21
1982	L	6-24
1985	W	26-7
1993	L	13-14

CO. H. of 8th MASS.
(1-0-0)

1898	W	59-0

CONNECTICUT
(1-0-0)

1999	W	45-14

CUMBERLAND
(1-0-0)

1905	W	12-0

CYNTHIANA
(2-0-0)

1903	W	39-0
1905	W	52-0

DAYTON
(1-0-0)

1950	W	40-0

DePAUW
(0-1-0)

1895	L	0-18

DETROIT
(4-0-0)

1959	W	32-7
1962	W	27-8
1963	W	35-18
1964	W	13-6

DUKE
(0-4-0)

1930	L	7-14
1931	L	0-7
1932	L	0-13
1933	L	7-14

EARLHAM
(3-0-0)

1913	W	28-10
1914	W	81-3
1915	W	54-13

EAST CAROLINA
(1-0-0)

1993	W	6-3

EASTERN KENTUCKY
(1-0-0)

1998	W	52-7

EAST TENNESSEE STATE
(1-0-0)

1985	W	23-13

EMINENCE A.C.
(1-0-0)

1906	W	48-0

EVANSVILLE
(1-0-0)

1947	W	36-0

FLORIDA
(17-36-0)
See Page 98

FLORIDA STATE
(3-1-1)

1960	W	23-0
1961	W	20-0
1962	T	0-0
1964	L	6-48
1965	W	26-24

FRANKFORT A.C.
(1-0-0)

1895	W	10-0

GEORGETOWN (KY)
(23-1-0)

1891	W	8-2
1893	W	80-0
1894	W	40-6
1895	L	0-10
1896	W	16-0
1897	W	20-4
1898	W	28-0
1899	W	34-0
1900	W	12-0
1901	W	17-0
1902	W	28-0
1903	W	51-0
1904	W	35-0
1906	W	19-0
1907	W	38-0
1909	W	22-6
1910	W	37-0
1911	W	18-0
1918	W	21-3
1919	W	12-0
1921	W	33-0
1922	W	40-6
1923	W	35-0
1924	W	42-0

GEORGE WASHINGTON
(3-0-0)

1940	W	24-0
1942	W	27-6
1951	W	47-13

GEORGIA
(10-44-2)
See Page 104

GEORGIA TECH
(7-11-1)

1923	T	3-3
1932	W	12-6
1933	W	7-6
1935	W	25-6
1936	L	0-34
1937	L	0-32
1938	L	18-19
1939	L	6-13
1940	W	26-7
1941	L	13-20
1942	L	7-47
1950	W	28-14
1951	L	7-13
1954	W	13-6
1956	L	6-14
1957	L	0-13
1958	W	13-0
1959	L	12-14
1960	L	13-23

HANOVER
(2-0-0)

1907	W	40-0
1912	W	64-0

HAWAII
(1-0-0)

1958	W	51-0

HOUSTON
(0-2-0)

1965	L	21-38
1966	L	18-56

ILLINOIS
(1-1-0)

1909	W	6-2
1913	L	0-21

INDIANA
(15-17-1)
See Page 97

160th INDIANA
(1-0-0)

1898	W	17-0

JEFFERSONVILLE A.C.
(1-0-0)

1894	W	64-0

KANSAS
(0-3-1)

1975	L	10-14
1976	L	16-37
1981	L	16-21
1982	T	13-13

KANSAS STATE
(3-1-0)

1961	W	21-8
1970	W	16-3
1982	L	9-23
1983	W	31-12

KENT STATE
(5-0-0)

1984	W	42-0
1986	W	37-12
1988	W	38-14
1991	W	24-6
1993	W	35-0

KENTUCKY MILITARY
(4-0-0)

1903	W	18-0
1904	W	11-0
1905	W	12-4
1906	W	16-11

KENTUCKY WESLEYAN
(5-1-0)

1897	L	0-4
1907	W	17-0
1909	W	18-0
1910	W	42-0
1921	W	68-0
1927	W	13-7

LEXINGTON A.C.
(0-1-0)

1896	L	0-10

LEXINGTON HIGH SCHOOL
(1-0-0)

1911	W	17-0

LSU
(15-37-1)

1949	W	19-0
1950	W	14-0
1952	L	7-34
1953	T	6-6
1954	W	7-6
1955	L	7-19
1956	W	14-0
1957	L	0-21
1958	L	7-32
1959	L	0-9
1960	W	3-0
1961	L	14-24
1962	L	0-7
1963	L	7-28
1964	L	7-27
1965	L	21-31
1966	L	0-30
1967	L	7-30
1968	L	3-13
1969	L	10-37
1970	L	7-14
1971	L	13-17
1972	L	0-10
1973	L	21-28
1974	W	20-13
1975	L	14-17
1976	W	21-7
1977	W	33-13
1978	L	0-21
1979	L	19-23
1980	L	10-17
1981	L	10-24
1982	L	10-34
1983	W	21-13
1984	L	10-36
1985	L	0-10
1986	L	16-25
1987	L	9-34
1988	L	12-15
1989	W	27-21
1990	L	20-30
1991	L	26-29
1992	W	27-25
1993	W	35-17
1994	L	13-17
1995	W	24-16
1996	L	14-41
1997	L	28-63
1998	W	39-36
1999	W	31-5
2000	L	0-34
2001	L	25-29
2002	L	30-33

LOUISVILLE
(10-5-0)
See Page 94

LOUISVILLE A.C.
(3-1-0)

1892	W	14-10
1895	W	16-10
1896	L	4-30
1898	W	16-0

LOUISVILLE YMCA
(2-2-0)

1900	W	12-6
1900	W	12-0
1901	L	0-11
1902	L	0-17

MANHATTAN
(1-1-0)

1936	L	7-13
1937	W	19-0

MANUAL HIGH SCHOOL
(1-0-0)

1907	W	30-0

MARIETTA
(1-1-0)

1903	W	11-5
1906	L	0-16

MARQUETTE
(2-1-0)

1945	L	13-19
1946	W	35-0
1948	W	25-0

MARSHALL
(6-0-0)

1905	W	53-0
1912	W	12-0



1921 ..... W 28-0
1922 ..... W 16-0
1923 ..... W 41-0
1960 ..... W 55-0

MARYLAND
(2-3-2)
1931 ..... T 6-6
1954 ..... L 0-20
1956 ..... W 14-0
1975 ..... T 10-10
1976 ..... L 14-24
1978 ..... L 3-20
1979 ..... W 14-7

MARYVILLE
(19-0-1)
1907 ..... W 5-2
1908 ..... W 18-0
1910 ..... W 12-5
1911 ..... W 13-0
1912 ..... W 34-0
1914 ..... W 80-0
1917 ..... W 19-0
1920 ..... W 31-0
1923 ..... W 28-0
1925 ..... W 13-6
1926 ..... W 25-0
1927 ..... T 6-6
1929 ..... W 40-0
1930 ..... W 57-0
1931 ..... W 19-0
1933 ..... W 46-2
1934 ..... W 26-0
1935 ..... W 60-0
1936 ..... W 54-3
1938 ..... W 46-7

MEMPHIS
(4-0-0)
1953 ..... W 20-7
1954 ..... W 33-7
1955 ..... W 41-7
1957 ..... W 53-7

MIAMI (FLA)
(5-3-0)
1948 ..... W 25-5
1949 ..... W 21-6
1951 ..... W 32-0
1952 ..... W 29-0
1959 ..... W 22-3
1961 ..... L 7-14
1962 ..... L 17-25
1963 ..... L 14-20

MIAMI (OHIO)
(6-4-1)
1894 ..... W 28-6
1899 ..... W 18-5
1902 ..... W 11-5
1903 ..... W 47-0
1911 ..... W 12-0
1912 ..... L 8-13
1917 ..... T 0-0
1920 ..... L 0-14
1974 ..... L 10-14
1979 ..... L 14-15
1991 ..... W 23-20

MICHIGAN
(0-1-0)
1908 ..... L 0-62

MICHIGAN STATE
(2-2-0)
1944 ..... L 0-2
1945 ..... L 6-7
1946 ..... W 39-14
1947 ..... W 7-6

MIDDLE TENNESSEE
(1-0-0)
2002 ..... W 44-22

MISSISSIPPI
(12-25-1)
1944 ..... W 27-7
1945 ..... L 7-21
1946 ..... W 20-6
1947 ..... L 7-14
1948 ..... L 20-7
1949 ..... W 47-0
1950 ..... W 27-0
1951 ..... L 17-21
1952 ..... Tied 13-13
1953 ..... L 6-22
1954 ..... L 9-28
1955 ..... W 28-0
1956 ..... L 7-37
1957 ..... L 0-15
1958 ..... L 6-27
1959 ..... L 0-16
1960 ..... L 6-21
1961 ..... L 6-20
1962 ..... L 0-14
1963 ..... L 7-31
1964 ..... W 27-21
1965 ..... W 16-7
1966 ..... L 0-17
1967 ..... L 13-26
1968 ..... L 14-30
1969 ..... W 10-9
1970 ..... L 17-20
1971 ..... L 20-34
1978 ..... W 24-17
1979 ..... W 14-3
1986 ..... L 13-33
1987 ..... W 35-6
1990 ..... L 29-35
1991 ..... L 14-35
1992 ..... L 14-24
1993 ..... W 21-0
2000 ..... L 17-35
2001 ..... L 31-42

MISSISSIPPI STATE
(17-13-0)
See page 101

MISSOURI
(2-0-0)
1965 ..... W 7-0
1968 ..... W 12-6

MOONEY SCHOOL
(0-1-0)
1902 ..... L 0-23

MORRIS HARVEY
(2-0-0)
1907 ..... W 29-0
1911 ..... W 12-0

NASHVILLE U.
(0-1-0)
1902 ..... L 0-11

NEWCASTLE A.C.
(1-0-0)
1898 ..... W 36-0

NORTH CAROLINA
(5-5-0)
1910 ..... W 11-0
1934 ..... L 0-6
1966 ..... W 10-0
1970 ..... L 10-20
1972 ..... L 20-31
1973 ..... L 10-16
1976 ..... W 21-0
1977 ..... W 10-7
1989 ..... W 13-6
1990 ..... L 13-16

NORTH CAROLINA STATE
(1-1-0)
1909 ..... L 6-15
1970 ..... W 27-2

NORTH DAKOTA
(1-0-0)
1950 ..... W 83-0

NORTHEAST LOUISIANA
(1-1-0)
1994 ..... L 21-14
1997 ..... W 49-14

NORTH TEXAS STATE
(3-0-0)
1950 ..... W 25-0
1981 ..... W 28-6
1984 ..... W 31-7

NORTHWESTERN
(0-1-0)
1928 ..... L 0-7

OGLETHORPE
(2-0-0)
1938 ..... W 66-0
1939 ..... W 58-0

OHIO NORTHERN
(1-0-0)
1913 ..... W 21-0

OHIO STATE
(0-3-0)
1895 ..... L 6-8
1919 ..... L 0-49
1935 ..... L 6-19

OHIO UNIVERSITY
(2-1-0)
See Page 100

OKLAHOMA
(1-2-0)
1951 ..... W 13-7
1980 ..... L 7-29
1982 ..... L 8-29

OREGON STATE
(2-0-0)
1968 ..... W 35-34
1976 ..... W 38-13

PARIS A.C.
(1-0-0)
1904 ..... W 28-0

PENN STATE
(2-3-0)
1975 ..... L 3-10
1976 ..... W 22-6
1977 ..... W 24-20
1978 ..... L 0-30
1998 ..... L 14-26

PURDUE
(1-2-0)
1895 ..... L 0-32
1914 ..... L 6-40
1915 ..... W 7-0

Q.& C. R.R.(LEX)
(1-0-0)
1902 ..... W 22-0

RICE
(2-0-0)
1953 ..... W 19-13
1955 ..... W 20-16

ROSE POLY
(2-0-0)
1908 ..... W 12-0
1909 ..... W 43-0

RUTGERS
(2-2-1)
1984 ..... W 27-14
1986 ..... T 16-16
1987 ..... L 18-19
1989 ..... W 33-26
1990 ..... L 8-24

ST. MARY'S
(1-0-0)
1909 ..... W 29-0

ST. LOUIS
(0-2-0)
1905 ..... L 0-82
1910 ..... L 0-9

SANTA CLARA
(0-1-0)
1950 ..... L 13-21

SEWANEE
(7-3-3)
1908 ..... L 0-12
1915 ..... T 7-7
1916 ..... T 0-0
1917 ..... L 0-7
1919 ..... W 6-0
1920 ..... T 6-6
1921 ..... L 0-6
1922 ..... W 7-0
1924 ..... W 7-0
1925 ..... W 14-0
1930 ..... W 37-0
1932 ..... W 18-0
1933 ..... W 7-0

SMU
(0-1-0)
1949 ..... L 7-20

SPU (SOUTHWESTERN)
(3-0-0)
1920 ..... W 62-0
1934 ..... W 33-0
1941 ..... W 33-19

SOUTH CAROLINA
(6-7-1)
See Page 99

SOUTHERN ILLINOIS
(1-0-0)
1988 ..... W 24-10

SOUTHERN MISSISSIPPI
(2-0-0)
1949 ..... W 71-7
1986 ..... W 32-0

SOUTH FLORIDA
(1-0-0)
2000 ..... W 27-9

SYRACUSE
(0-1-0)
1999 ..... L 13-20

TENNESSEE
(23-66-9)
See Page 105

TENNESSEE TECH
(1-0-0)
1951 ..... W 72-13

TEXAS
(0-1-0)
1951 ..... L 6-7

TEXAS A&M
(1-1-0)
1952 ..... W 10-7
1953 ..... L 6-7

TCU
(1-0-0)
1952 ..... W 20-7

TEXAS-EL PASO
(1-0-0)
1881 ..... W 77-17

TRANSYLVANIA
(14-6-1)
1881 ..... W 7.2-1
1881 ..... L 1-2
1881 ..... L 2.2-3.7
1891 ..... Called
1892 ..... T 0-0
1892 ..... W 10-4
1893 ..... W 28-0
1893 ..... W 38-28
1894 ..... W 44-0
1895 ..... W 26-0
1896 ..... W 36-6
1897 ..... W 8-6
1898 ..... W 18-0
1899 ..... W 23-6
1900 ..... W 12-0
1901 ..... L 0-27
1902 ..... L 5-6
1903 ..... L 0-17
1904 ..... W 21-4
1907 ..... W 5-0
1909 ..... W 77-0
1911 ..... L 5-12

TULANE
(9-6-0)
1910 ..... W 10-3
1932 ..... L 3-6
1933 ..... L 0-34
1934 ..... L 7-20
1935 ..... L 13-20
1951 ..... W 37-0
1952 ..... W 27-6
1972 ..... L 7-18
1973 ..... W 34-7
1974 ..... W 30-7
1975 ..... W 23-10
1980 ..... L 22-24
1983 ..... W 26-14
1984 ..... W 30-26
1985 ..... W 16-11

UTAH STATE
(2-1-0)
1970 ..... L 6-35
1980 ..... W 17-10
1987 ..... W 41-0

VANDERBILT
(35-36-4)
See Page 103

VILLANOVA
(7-1-1)
1947 ..... W 24-14
1948 ..... T 13-13
1950 ..... W 34-7
1951 ..... W 35-13
1952 ..... L 6-25
1953 ..... W 19-0
1954 ..... W 28-3
1955 ..... W 28-0
1972 ..... W 25-7

VIRGINIA
(1-0-0)
1930 ..... W 47-0

VMI
(12-4-0)
1892 ..... L 0-34
1912 ..... L 2-3
1921 ..... W 14-7
1924 ..... L 3-10
1925 ..... W 7-0
1926 ..... L 9-10
1927 ..... W 25-0
1928 ..... W 18-6
1929 ..... W 23-12
1930 ..... W 26-0
1931 ..... W 20-12
1932 ..... W 23-0
1933 ..... W 21-6
1936 ..... W 38-0
1939 ..... W 21-0
1944 ..... W 26-2

VIRGINIA TECH
(11-6-2)
1926 ..... T 13-13
1931 ..... W 20-6
1932 ..... L 0-7
1941 ..... W 37-14
1942 ..... T 21-21
1963 ..... W 33-14
1966 ..... L 0-7
1967 ..... L 14-24
1969 ..... W 7-6
1971 ..... W 33-27
1973 ..... W 31-26
1974 ..... W 38-7
1975 ..... W 27-8
1977 ..... W 32-0
1978 ..... W 28-0
1981 ..... L 3-29
1982 ..... L 3-29
1986 ..... L 15-17
1987 ..... W 14-7

WASHINGTON & LEE
(9-7-2)
1899 ..... T 0-0
1899 ..... W 6-0
1923 ..... T 6-6
1924 ..... L 7-10
1925 ..... L 0-25
1926 ..... L 13-14
1927 ..... L 0-25
1928 ..... W 6-0
1929 ..... W 20-6
1930 ..... W 33-14
1931 ..... W 45-0
1932 ..... W 53-7
1933 ..... L 0-7
1934 ..... L 0-7
1936 ..... W 39-7
1937 ..... W 41-6
1938 ..... L 0-8
1940 ..... W 47-12

WEST VIRGINIA
(11-8-1)
1905 ..... L 0-45
1939 ..... W 13-6
1940 ..... L 7-9
1941 ..... W 18-6
1942 ..... L 0-7
1944 ..... W 40-9
1945 ..... W 19-6
1946 ..... W 13-0
1947 ..... W 15-6
1964 ..... L 21-26
1965 ..... W 28-8
1966 ..... T 14-14
1967 ..... W 22-7
1968 ..... W 35-16
1969 ..... L 6-7
1974 ..... L 3-16
1976 ..... W 14-10
1977 ..... W 28-13
1979 ..... L 6-10
1983 ..... L 20-16

W. VA. WESLEYAN
(0-1-0)
1924 ..... L 7-24

WILMINGTON
(2-0-0)
1913 ..... W 33-0
1914 ..... W 87-0

WINCHESTER A.C.
(1-0-0)
1907 ..... W 6-0

WISCONSIN
(1-0-0)
1984 ..... W 20-19

XAVIER (O.)
(18-2-0)
1903 ..... W 21-0
1935 ..... W 21-7
1936 ..... W 21-0
1937 ..... W 6-0
1938 ..... L 7-26
1939 ..... W 21-0
1940 ..... W 13-0
1941 ..... W 21-6
1942 ..... W 35-19
1946 ..... W 70-0
1947 ..... W 20-7
1948 ..... W 48-7
1949 ..... W 21-7
1956 ..... W 33-0
1957 ..... W 27-0
1958 ..... W 20-6
1959 ..... W 41-0
1960 ..... W 49-0
1961 ..... W 9-0
1962 ..... L 9-14

YMI of CINCINNATI
(1-0-0)
1912 ..... W 56-0

When Was the Last Time...

Kentucky:

Scored 40 points: 41 vs. Vanderbilt, Nov. 16, 2002
Scored 50 points: 77 vs. UTEP (77-17), Sept. 7, 2002
Shutout an Opponent: vs. Vanderbilt (25-0), Nov. 16, 1996
Had 25 First Downs: 26 vs. Middle Tennessee, Sept. 21, 2002
Had 30 First Downs: 30 vs. Georgia, Oct. 20, 2001
Had 250 yards rushing: 364 vs. UTEP, Sept. 7, 2002
Had 300 yards rushing: 364 vs. UTEP, Sept. 7, 2002
Had below 50 yards rushing: 16 vs. Indiana, Dec. 1, 2001
Had 300 yards passing: 305 vs. Middle Tennessee, Sept. 21, 2002
Had 400 yards passing: 406 vs. Tennessee, Nov. 17, 2001
Had below 50 yards passing: 43 vs. Florida, Sept. 28, 1996
Had 500 yards total offense: 510 vs. Middle Tennessee, Sept. 21, 2002
Had below 200 yards total offense: 172 vs. Tennessee. Nov. 30, 2002
Held opponent below 100 yards rushing: 55 vs. U of L, Sept. 1, 2002
Held opponent below 100 yards passing: 81 vs. South Florida, Sept. 9, 2000
Held opponent below 200 yards total offense: 183 vs. Connecticut, Sept. 11, 1999
Recorded a safety: vs. Mississippi State, Nov. 2, 2002
Had a player with 30 rush attempts: 31 by Artose Pinner vs. Vanderbilt, Nov. 16, 2002
Had a player rush for 100 yards: 224 by Artose Pinner vs. Vanderbilt, Nov. 16, 2002
Had a player rush for 200 yards: 224 by Artose Pinner vs. Vanderbilt, Nov. 16, 2002
Had 2 players rush for 100 yards: Artose Pinner (116) and Arliss Beach (108) vs. UTEP, Sept. 7, 2002
Had a player with 3 rushing touchdowns: 4 by Artose Pinner, vs. Vanderbilt, Nov. 16, 2002
Had a player with 50 pass attempts: 53 by Jared Lorenzen, vs. Tennessee, Nov. 17, 2001
Had a player with 30 pass completions: 34 by Jared Lorenzen vs. Tennessee, Nov. 17, 2001
Had a player with 300 passing yards: 305 by Jared Lorenzen vs. Middle Tennessee, Sept. 21, 2002
Had 2 players pass for 100 yards: Jared Lorenzen (146) and Shane Boyd (140) vs. LSU, Oct. 13, 2001
Had a player with 3 touchdown passes: 4 by Jared Lorenzen vs. LSU, Nov. 9, 2002
Had a player with 10 pass receptions: 10 by Artose Pinner vs. Indiana, Sept. 14, 2002
Had a player with 150 yards receiving: 151 by James Whalen vs. Georgia, Oct. 23, 1999
Had 2 players with 100 yards receiving: Derek Smith (130) and Derek Abney (113) vs. Vanderbilt, Nov. 10, 2001
Had a player with 3 touchdown receptions: 3 by Aaron Boone vs. LSU, Nov. 9, 2002
Had a player with 100 rushing and 100 receiving yards in the same game: Anthony White (108 rushing, 117 receiving) vs. South Carolina, Oct. 10, 1998
Had a player return a kickoff for a TD: Derek Abney (95 yards) vs. Vanderbilt, Nov. 16, 2002
Had a player return a punt for a TD: Derek Abney (69 and 52 yards) vs. Mississippi State, Nov. 2, 2002
Had a player return an interception for a TD: Derrick Tatum (53 yards) vs. Mississippi State, Nov. 2, 2002
Had a player recover/return a fumble for a TD: Otis Grigsby (0 yards) vs. Vanderbilt, Nov. 16, 2002
Had a player block a punt: Bo Smith vs. Tennessee, Nov. 30, 2002
Had a player block a field goal: Jeremy Caudill vs. LSU, Nov. 9, 2002
Had a player block a PAT: Dewayne Robertson and Jeremy Caudill vs. Florida, Sept. 28, 2002

Opponents:

Scored 40 points: 52 by Georgia, Oct. 26, 2002
Scored 50 points: 52 by Georgia, Oct. 26, 2002
Shutout Kentucky: 0-24 by Tennessee, Nov. 30, 2002
Rushed for 300 yards: 400 by LSU, Nov. 1, 1997
Passed for 300 yards: 357 by Georgia, Oct. 26, 2002
Had 500 yards of total offense: 529 by Georgia, Oct. 26, 2002
Recorded a safety: LSU, Oct. 13, 2001
Blocked a Kentucky punt: Georgia, Oct. 23, 1999
Blocked a Kentucky field goal: South Carolina, Oct. 6, 2001
Blocked a Kentucky PAT: Arkansas, Oct. 19, 2002
Had a player with 30 rush attempts: 32, Earnest Graham (Florida), Sept. 28, 2002
Had a player with 100 yards rushing: 111, Kwane Doster (Vanderbilt), Nov. 16, 2002
Had two players with 100 yards rushing: Dicenzo Miller (117) and Dontae Walker (101), (Mississippi State), Nov. 4, 2000
Had a player with 40 pass attempts: 43, Rex Grossman (Florida) Sept. 28, 2002
Had a player with 20 pass completions: 28, Rex Grossman (Florida) Sept. 28, 2002
Had a player with 300 yards passing: 375, Rex Grossman (Florida) Sept. 28, 2002
Had a player with 10 pass receptions: 12, Taylor Jacobs (Florida) Sept. 28, 2002
Had a player with 150 yards receiving: 201, Devery Henderson (LSU) Nov. 9, 2002
Had a player return a kickoff for a TD: Broderick Clark (Louisville), 100 yards, Sept. 1, 2002
Had a player return a punt for a TD: Jacquez Green (Florida), 76 yards, Sept. 28, 1996
Had a player return an interception for a TD: Keiwan Ratliff (Florida), 62 yards, Sept. 28, 2002
Had a defensive player return/recover a fumble for a TD: Constantin Ritzmann (Tennessee), Nov. 17, 2001
Had a player return a two-point conversion for a two-point score: Keiwan Ratliff (Florida), Sept. 28, 2002

Assistant Coaches

Name	Alma Mater	Years/UK	Position
ADAMS, Tom	(Rice, '82)	1997-2002	DTs, D-Line
ADOLPH, Dave	(Akron '59)	1969-72	Off. Line
ARCHER, Mike	**(Miami, Fla. '75)**	**1993-95; 2003-**	**Def. Coord., LBs**
ALLEN, Ermal	(Kentucky '42)	1947-62	Off. Backs
ARNSPARGER, Bill	(Miami, O. '50)	1954-61	Off. Line
ATKINSON, Joe	(Vanderbilt '42)	1946-49	Guards
BAILEY, Charlie	(Tampa '62)	1975-81	Def. Coord.
BALITSARIS, Mike	(Tennessee '42)	1946-47	Ends
BASSETT, Claude	(BYU '78)	1997-2000	Recr. Coord.
BENNETT, Leeman	(Kentucky '60)	1962, 65	Off. Backs
BLACKLEDGE, Ron	(Bowling Green '60)	1973-75	Off. Line
BOONE, George	(Kentucky '61)	1961-65	Def. Line
BOWDEN, Tommy	(West Virginia '76)	1990	Off. Coord.
BRADFORD, Vic	(Alabama '39)	1951	Backs
BRADSHAW, Charlie	(Kentucky '50)	1954-58	Off. Backs
BROWN, Steve	**(Oregon '83)**	**2003-**	**Def. Backs**
CAIN, Ron	(Kentucky '59)	1969-70	Receivers
CALLAHAN, Ray	(Kentucky '56)	1963-66	Off. Line
CAMPBELL, Whitey	(Miami U. '57)	1969-70	Def. Backs
CARAGHER, Ron	**(UCLA '90)**	**2003-**	**Running Backs**
CARMODY, Jim	(Tulane '55)	1963	Fr. Coord.
CARR, Gerald	(S. Illinois, '81)	2001-2002	Asst. HC, RBs
CARR, Fletcher	(Tampa '73)	1973-75	Centers
CATAVOLOS, George	(Purdue '67)	1977-81	Def. Backs
CASSITY, Mike	(Kentucky '75)	1980-81	Def. Backs
CHAPMAN, George	(Georgia '35)	1950	Def. Line
CLAIBORNE, Jerry	(Kentucky '50)	1952-53	Def. Back, LBs
COOPER, John	(Iowa St. '62)	1973-76	Def. Backs
CONDE, Bill	(Kentucky '52)	1967-68	Off. Line
COUGHLIN, Don	(Miami U. '62)	1973-76, 78	Def. Line
CROPP, John	(Vanderbilt '61)	1991	Tight Ends
CUMMINGS, Bob	(Vanderbilt '48)	1959-60	Def. Backs
CUTCHIN, Phil	(Kentucky '43)	1952-53	Backs
DEEB, Norm	(Eastern '59)	1959-61	Fresh. Line
DEVLIN, John	(West Chester '59)	1982-83	Linebackers
DICKEY, Daryl	(Tennessee '85)	1990-94	Off. Coord/QBs
DIETZEL, Paul	(Miami, O. '47)	1951-52	Assistant
DORR, Ray	(W. Va. Weslyan '65)	1993-96	RBs, QBs
DUNN, Paul	**(Pittsburgh '83)**	**2003-**	**Run Coord./OL**
DRAKE, Mike	(W. Michigan '80)	1995-96	Running Backs
EISAMAN, Jerry	(Kentucky '60)	1982-89	Quarterbacks
ENGLISH, Wally	(Louisville '57)	1966-68	Quarterbacks
ETCHEBERRY, Pat	(Kentucky '68)	1984-88	Strength
FANOGA, Mike	(Texas-El Paso, '87)	1997-98	D-Line, O-Line
FITZGERALD, Denny	(Michigan '62)	1969-70	Def. Coord.
FLIGG, Jack	(Oglethorpe '55)	1990-93	Adm. Asst.
FORD, Bob	(Memphis St. '55)	1962-65	Def. Coord.
FRANKLIN, Tony	(Murray State '79)	1997-2000	Off. Coord., RBs, Rec., QB's
FUCCI, Dominic	(Kentucky '48)	1956-58	Def. Backs
FUGETT, Todd	(E. C. Oklahoma '85)	1990-91	Ban/Rov
FULLER, Leon	(Alabama '60)	1966-68	Def. Backs
GALAT, Joe	(Miami, O. '62)	1973, 75	Def. Line
GARBER, Chip	(Maryland '78)	1982-89	Def. Backs
GIBBS, Alex	(Davidson '83)	1971-72	Secondary
GLASER, Bill	(Bellarmine '65)	1977-96	Def. Line
GOODNER, John	(SW Okla. State '67)	2001-2002	Def. Coord./LBs
GRAY, Michael	**(Oregon '84)**	**2003-**	**Def. Line**
GUY, John	(N. C. A&T '73)	1990-91	Outside LBs
HAERING, Joe	(Bucknell '64)	1970-72	Off. Backs
HALLUM, John (Jake)	(Newberry '60)	1982-89	Off. Line
HAM, Frank	(Olivet '40)	1969-72	Adm. Asst.
HART, Dave	(St. Vincent '50)	1962-63	Def. Coord.
HATCHER, Chris	(Valdosta State, '95)	1999	QB's/Rec.
HAWKINS, Ralph	(Maryland '57)	1962-65	Def. Backs
HIGHSMITH, Scott	(Howard Payne '77)	1999-2000	WRs, RBs
HOEFER, Larry	(McMurry '73)	2001-2002	Safeties
HOLWAY, Richard	(Kentucky '50)	1950	
HUDSON, Ron	**(California '69)**	**2003-**	**Off. Coord./QBs**
HUNTER, Hal	(Pittsburg '55)	1971-72	Off. Line
HUNTRESS, Carroll	(N. Hampshire '49)	1969-72	Off. Line
JACKSON, Harold	(Jackson State '68)	2001-2002	Wide Receivers
JAMES, Pat	(Kentucky '51)	1951	
JASPER, Bill	(Tennessee '52)	1963-64	Line
KEANE, Tim	(Arkansas St. '68)	1997-2000	CBs, DBs
KIRKSEY, Larry	(Eastern '73)	1977-81	Receivers
LAIR, Matt	(Kentucky '48)	1954-58, 62-63	Asst. H.C.
KNOX, Chuck	(Juniata '54)	1961-62	Off. Line
LANCASTER, Chris	(Clemson '89)	2001-2002	D.Ends/O-Line
LANGLEY, J.D.	(Chattanooga '43)	1951	Off. Line
LASLIE, Carney	(Alabama '33)	1946-51	Tackles
LEACH, Mike	(BYU, '83)	1997-98	Off. Coord./Rec.
LEAL, Dan	(Gannon Col. '60)	1973-74	Recruiting
LEWIS, Joseph	(Western '79)	1984-85	Receivers
LEWIS, Walter	(Alabama '84)	1990-91	Off. Backs
LIKINS, Dave	(Centre '80)	1982-89	Outside LBs
LIMBAUGH, Tommy	(Alabama '67)	1990-94	Asst. H.C./T.E.
LOUNSBURY, Dan	(Arkansas '74)	2000	TEs, Spec. Tms.
MAGAZU, Dave	(Springfield '80)	1995-96	Centers, Guards
MAJOR, Mike	(S.F. Austin '73)	1997-2000	Def. Coord/LBs
McBRIDE, Ron	**(San Jose State '64)**	**2003-**	**Linebackers**
McCLENDON, Charles	(Kentucky '51)	1951	Ends
McCUBBIN, Bill	(Kentucky '40)	1951	Fresh. Coord.
McCULLERS, Charlie	(Tampa '60)	1979-80	Off. Line
McGRIFF, Wesley	(Savannah State '90)	2001-2002	RBs/CBs
MILLER, Calvin	(Oklahoma St., '75)	1995-96	Def. Ends
MIRILOVICH, Jon	(Miami U. '60)	1973-76, 79	Off. Coord.
MITCHELL, Billy	(Kentucky '57)	1973-79	Receivers
MOORE, Bud	(Alabama '61)	1962-64	Asst. Line
MORAN, Paul	(Cent. Conn. St. '68)	1972	Assistant
MORRISS, Guy	(TCU '73)	1997-2000	Asst. H.C./O-Line
MOSELEY, Bill	(Kentucky '45)	1954-55	Backfield
MOSELEY, Frank	(Alabama '33)	1946-51	Backfield
MOSS, Joe	(Virginia Tech '61)	1965-66	Line
MOSS, Perry	(Illinois '48)	1976-78, 81	Off. Coord.
NARDUZZI, Bill	(Miami, O. '59)	1973-74	Def. Coord.
NELSON, Mark	(E.C. Oklahoma '80)	2001-2002	S. Tms./TE/DE
NEW, Larry	(Illinois '65)	1990-92	Def. Coord.
NIBLACK, Jim	(Florida '51)	1977-78	Off. Line
NICOLAU, Nick	(So. Conn. '57)	1973-75	Off. Backs
NORD, Greg	(Kentucky '80)	1982-89	Off. Backs
NORTH, John	(Vanderbilt '48)	1956-61	Ends
ORTMAYER, Steve	**(LaVerne '67)**	**2003-**	**Asst. HC/Sp. Tms. Coord./TEs**
OWEN, Phil	(Georgetown '53)	1964-68	Freshmen
OWENS, Jim	(Oklahoma '50)	1951-53	Ends
PATTERSON, Darrell	(TCU '84)	1997-2000	Safeties, DEs
PEASE, Brent	(Montana '90)	2001-2002	Off. Coord./QBs
PELL, Charley	(Alabama '63)	1965-68	Def. Line
PHILLIPS, Joker	**(Kentucky '86)**	**1991-96; 2003-**	**Recr. Coord./WR**
POYNTER, Jim	(Kentucky '61)	1965-68	Off. Backs
REDDING, Dick	(Springfield '40)	1982-89	Recruiting
RHOADES, Rick	(C. Missouri St. '70)	1990-92	Off. Coord.
RICE, Homer	(Centre '51)	1962-65	Off. Coord.
RILEY, Don	(E. Tenn. State '56)	1992-94	Off. Line
RUTLEDGE, Ed	(Western '41)	1956-61	Ends
SCHNELLENBERGER, Howard	(Kentucky '58)	1959-60	Ends
SEFCIK, George	(Notre Dame '62)	1969-72	Off. Coord.
SEKANOVICH, Dan	(Tennessee '54)	1971-72	Def. Line
SENGEL, George	(Kentucky '48)	1961-68	Ends
SHANNON, J.R.	(Kentucky '59)	1959-61	Recruiting
SHARPLESS, Rod	(Maryland '75)	1982-89	Def. Tackles
SHERIDAN, Farrell	(Minnesota '73)	1982-89	Off. Tackles
SHIVELY, Doug	(Kentucky '59)	1966-68	Def. Ends
SHULA, Don	(John Carroll '51)	1959	Off. Backs
SMITH, Lovie	(Tulsa '80)	1992	Def. Ends
SMITH, Rick	(Florida State '71)	1990-96 2001	Def. Backs Asst. HC/Recr. Coor./Def Backs
SNYDER, Charles	(Marshall '48)	1958	Off. Backs
STROCK, Terry	(Virginia Tech. '62)	1983-89	Linebackers
TATE, Dick	(Illinois '67)	1971-72	Freshmen
TURCHETTA, Tom	(Miami U. '72)	1979-81	Tight Ends
TURNER, David	(Davidson '85)	1993-94	Def. Ends
UNDERWOOD, Clarence	(Marshall '38)	1948-55, 65-68, 73-76	Line
UZELAC, Elliot	(W. Michigan '80)	1995-96	Off. Coord./T, T.E.
VIADELLA, Joe	(Rhode Island '83)	1984-85	Receivers
VOOLETICH, Milan	(Geneva '64)	1996	Linebackers
WELLS, David	(Ole Miss '66)	1974-76	Receivers
WALDRON, Ro	(Virginia Tech '81)	1984-85	Centers

All-Time Lettermen

A



George Adams
UK's 4th all-time leading rusher; selected in first round of 1984 NFL draft.

Abbot, Bob 1967
Abdullah, Muhammad 2002
Abney, Derek 2000-01-02
Abraham, Richard 1980-81-82
Acham, Cheddi 1998-99
Acheson, Kevin 1974
Adair, George 1905-06-07
Adams, George 1981-82-83-84
Adams, Greg, Mgr. 1984-85
Adams, Richard 1980
Adams, Vic 1986-87-88
Adkins, Tommy 1951-52-53
Agboke, Adetayo 2001-02
Ahmad, Kamaal 2002
Alaman, Paul, Mgr. 1986
Aldridge, Burton 1930-32-33
Alexander, Barry 1983-84-85
Alford, Smith 1893-94-95-96
Ali, Dele 1994-95-96-97
Allen, Bill 1988
Allen, Dougie 1998-99-2000-01
Allen, Ermal 1939-40-41
Allen, Rich 1971-72-73
Allgeier, Todd 1987
Althaus, Carl 1941-42
Alvarez, Jack 1971-72-73
Amerson, Glenn 1982-83
Amshoff, Jay 1988
Anderson, Chad 2002
Anderson, H.C. 1893
Anderson, Tobin 1996
Anderson, Tom 1967
Andrews, Ken 1929-30-31
Andrighetti, John 1963-64-65
Ansley, Ben 1980
Antonini, Frank 1964-65-66
Arenstein, Leo 1944
Ariza, Dan 1993-94
Arling, Eric 2000
Armstead, Brad 1989-90-91-92
Arnold, Chuck 1966
Arnsparger, Bill 1944
Arulogun, Shamseldeen 1997
Ashcraft, Drew 2000
Asher, A.J. 1897
Asher, G.M. 1895
Asher, Letcher 1932
Askin, Mark 1991-92-93-94
Atkins, Bob 1909
Atkins, Presley 1902,1904-05
Atwell, Travis 2002
Ayers, Clarence 1933-34-35

B



George Blanda
Four-year letterman for UK; Pro Football Hall of Fame inductee after 26 seasons.

Babb, Jim 1946-47
Bablitz, August A. 1910-11
Bach, Stanley 1932-33
Baer, Stanley 1905-06
Bailey, Cliff 1997
Bailey, J.Y. (Bill) 1913-14
Bailey, Joe 1938-39-40
Bailey, John 1952
Bair, Dave 1967-68
Baird, Kerry 1980-81-82-83
Baird, M. 1905
Baird, Charles N. 1892
Baker, Al 1988-89-90
Barga, Ray 1971-72-73
Baldwin, John 1950-51-52
Ball, Sam 1963-64-65
Ball, Shane 1991, 94
Banks, Jeff 1983
Barbee, Dick 1907-08-09
Barnes, Coleman 2000-01-02
Barnett, James 1945
Barnett, Oliver 1986-87-88-89
Barrington, John 1976
Bartlett, Tom 1918
Bartos, Bill 1973-74-75
Bassett, Jed 1999-2000-01-02
Bassitt, Bob 1952
Bastin, A.L. 1918
Baugh, Frank 1921
Baugh, Walte 1917-18
Baughman, Bob 1929-30
Bayless, T. Gardner 1924
Beach, Arliss 2002
Beadles, Terry 1965-66-67
Beal, Dick 1944
Beard, Dick 1968-69
Beard, T.W. 1904
Beatty, Jerry 1954
Becherer, Tom 1963-64-65
Beck, Norman 1942
Beehn, Zane 1990-91-92-93
Beeler, Bob 1940-41
Begley, Taylor 2002
Beirne, Mike 1967
Beirne, Mike 1998-99-2000-01
Bell, Jerry 1988-89-90-91
Bell, Quincy 1995
Belt, Sylvan 1926-27
Bennett, Bob 1954-55-56
Bennett, Leeman 1958-59-60
Benson, Pascal 1957-58-59
Bentley, Charles 1946-47-48-49
Bentley, Jerry 1969-70-71
Benzinger, Craig 1986,88-89
Bernard, Chris 2002
Berringer, David 1994-96-97-98
Berry, Dorion 1996
Berry, Steve 1990-91-93
Beshara, Mike 1999
Betz, Damon 1991-92
Bezuk, Bob 1949
Bickel, Arthur 1927
Bickel, George 1930
Bilberry, Darren 1987-88-89
Bird, Ben 1995-96
Bird, Billy 1961
Bird, Calvin 1958-59-60
Bird, Rodger 1963-64-65
Bishop, Darryl 1971-72-73
Bishop, Fred 1973-74
Bitler, Todd 1983
Bivin, Arvon 1953
Black, Billy 1940
Black, Harold 1936-37-38
Black, Marvin 1905
Blackburn, Charles 1967-68
Bland, Leroy 1918
Blanda, George 1945-46-47-48
Blanton, Jerry 1974-75-76-77
Blevins, Ralph 1932
Blizzard, Bobby 1999-2000
Blocker, Dick 1957-58
Bocard, Ken 1961-62-63
Boeckmann, Steve 1984
Bojalad, Ron 1982-83
Bolden, John 1987-88-89-90
Boller, Bill 1946-47-48-49
Bond, Dave 1979-80-81
Bond, Octavius 2000
Bonner, Dusty 1997, 99
Boone, Aaron 2001-02
Boone, George 1957-58-59
Booth, Scott 1989
Bosse, Joe 1935-36-37
Boston, Bill 1937,39
Boswell, M.T. 1893
Boulware, Mike 1967-68-69
Bow, John 1976-77-78-79
Bowen, James 1980,82
Bowens, Cecil 1970-71
Bowie, Jeremy 1997-98-99-2001
Bowie, Jim 1958
Bowling, Willie L. 1901
Boyd, Bert 1921
Boyd, Jim 1958
Boyd, Leman 1993-95-96
Boyd, Lester 1975-76, 78-79
Boyd, Ritchie 1977-78-79
Boyd, Shane 2001-02
Boyle, Tom 1981
Bozick, Bruce 1984-85
Bradley, Chuck 1989-90-91-92
Bradshaw, Charlie 1946-47-48-49
Brady, Jeff 1988-89-90
Brandel, Joe 1961
Brandstetner, "Brandy" 1911
Bransom, Ben Jr. 1973-74
Branson, Don 1905
Branum, Matt 1989-90-91-92
Brewer, Bruce 1904-05-06
Brewer, Ted 1922
Britt, Andy 1992-93-95
Brittain, John 1915-16-17
Britton, Donnie 1966-67
Brock, Lafayette, Mgr. 1896
Brock, Mark 1987
Brockman, G.F. 1907
Bronston, Jake 1929-30
Brooks, Bobby 1948-49
Brooks, Effley 1979-80-81-82
Brooks, Randy 1976-77-78,80
Broughton, Chuck 1988-89
Brown, Bob 1962-63-64
Brown, Dave 1939-40-41
Brown, Harry 1939-40-41
Brown, Herbert W. Jr. 1928
Brown, Jack 1971
Brown, Jim 1993
Brown, Locky 1955
Brown, Matt 1998-99-2000-01
Brown, Neal, 1998, 2000
Brown, Paul 1913
Browning, Alfonzo 1992-93
Browning, Charles 1946-47
Brueck, Joe 1959
Bruno, Al 1948-49-50
Brush, Tommy 1961
Bryan, Daniel B., Mgr. 1925
Bryan, Joel 2000
Bryan, John 1892-93-94
Bryant, Charles (Perky) 1961-62-63
Bryant, Cisco 1983-84-85
Bryant, Joe 1976-77
Bryant, Gene 1934
Bryant, Thomson, Mgr. 1907
Bryant, Warren 1973-74-75-76
Buban, Gerald 1977
Buchanan, Don 1957
Burbage, Cornell 1984-85-86
Burford, Mike 1980
Burke, Matt 1999
Burke, Randy 1974-75-76
Burks, Albert 1988-89
Burnam, Buzz 1970-71-72
Burnett, Daniel, 2001-02
Burns, Vincent (Sweet Pea) 2002
Burrell, Stacey 1981-82-83-84
Burress, Leonard 2000-01-02
Bushong, Bill 1970-71
Butler, Bob 1959-60-61
Butler, Jack 1954-55-56
Butler, Jonathan 2002
Bwenge, Alexis 2002
Byrd, Robert 1980

C



Sonny Collins
UK's all-time leading rusher with 3,835 yards; played one year in NFL.

Cahill, Mike 1988
Cain, Ronnie 1957-58-59
Caldwell, Carmichael 1983-84-85
Calhoun, Paul 1982-83-84
Callahan, Ray 1953-54-55
Calvert, Tim 1991-92-93
Cambron, Jim 1957-58
Cammack, A.B. (Red), Mgr. 1922
Cammack, Jim 1921-22-23,25
Campassi, Steve 1972-73-74-75
Campbell, Bill 1990-91-92
Campbell, J. 1909-10
Campbell, James 1897
Campbell, Jim 1978-79-80-81
Campbell, Kenton 1944-45
Campbell, Mark 1971
Campbell, Tom 1895-96
Campbell, Walter 1900,02
Cannon, Willie 1991-92-93
Carboni, Steve 1973
Cardwell, Denny 1963
Cardwell, J.W. 1908
Carey, George B. 1892-93-94-95
Carlig, Clyde 1952,55
Carnahan, James W. 1892,94-95
Carnes, Wilce 1938-39
Carney, Conrad 1986
Carpenter, Bruce 1976
Carpenter, W.T., Mgr. 1897
Carr, Ray 1973-74-75-76
Carrithers, William S. 1912
Carroll, Arvel Jr. 1970-71-72
Carroll, Mike 1966, Mgr. 1967
Carson, Don 1961
Carter, Howard 1992-93-94
Carter, Jimmy 1995-96-97-98
Carter, Larry 1975,77-78-79
Cartwright, Bill 1966-67-68
Caruthers, Dan 1993-94
Casner, Jack 1942
Cason, Ron 1974-75-76-77
Cassady, Tom 1932-33
Cassity, Michael E. 1966
Cassity, Michael L. 1973-74
Caudell, Chris 1982-83
Caudill, Jeremy 2000-01-02
Cavana, James (Bud) 1929-30-31
Chambers, Bill 1944-45-46
Chambers, J.S. 1909-10-11-12
Chandler, Mel 1959-60-61
Chandler, Pat, Mgr. 1984
Chaney, Robb 1977-78-79
Chapala, Tom 1965
Chapman, Dave 1961
Charles, Dick 1957
Chatelain, Keith 2000-01-02
Chatmon, Mark 1991-92-93
Chenault, Chris 1985-86-87-88
Chisholm, O.B. 1906
Chism, Mike 1988-89
Claiborne, Brent 1993
Claiborne, George 1951
Claiborne, Jerry 1946,48-49
Clark, Darrin 1995-96-97
Clark, Emery 1949-50-51
Clark, Joe 1996
Clark, Neal 1989-90-91
Clark, Terry 1964-65
Clark, Tom 1970-71-72
Clark, W.F. 1907-08
Clarke, C.C. 1897-98-99-1900
Clay, Jim 1908
Clayton, R.S. 1915
Clements, Earle 1916
Clymer, Lee 1971
Cobb, Robert 1980
Cochran, Curt 1983
Cochran, Gary 1959-60-61
Cochran, Mickey 1979-80
Coleman, Kevin 1995-96-97-98
Coleman, Sam 1905-06
Coleman, Tommy 1936
Colker, Max 1928-29-30
Collins, Bill 1911
Collins, Carlos 1991-92, 94-95
Collins, Jon 1990-91-93
Collins, Sonny 1972-73-74-75
Collier, Bob 1955-56-57
Colpitts, William 1919-20-21-22
Colvin, Dick 1941-42
Combs, W. 1902
Combs, Carl (Hoot) 1938-39-40
Combs, John 1919
Comstock, Kris 1995-96-97-98
Conde, Bill 1949-50-51
Conger, Fred 1967,69
Conn, C.R., Mgr. 1926
Conn, Darryl 1990-91-92-93
Connery, Chris 1988
Conwell, Delandual 1991
Cook, H. 1906
Cook, Tommy 2001-02
Coons, Joe 1903-04
Corbin, Don 1981-82-83
Corbin, Thad 1994-95-96-97
Corn, Franklin 1914-15
Cornelius, John 1955-56-57
Correll, Ray 1951-52-53
Couch, Joey 1988-89-90-91
Couch, Tim 1996-97-98
Covington, Will Ed 1927-28-29
Coyle, Mike, Mgr. 1961
Cox, Darrell 1961-62-63
Craig, Bill 1899-1900
Crain, A.B. 1906-07
Cralle, Brian 1988-89
Crane, David 1988-89
Cravens, Bobby 1956-57-58
Cravens, J.T. 1901-02-03
Creech, Ted 1924,26
Croan, Walter B. 1914
Crosley, Scott 1993
Cross, Marcus 1994-95
Crowe, Gordon 1996-97-98-99
Crowe, Mitt 1997
Crowe, Tom 1969-70-71
Crumrine, Tom 1989
Crutcher, Maury 1913-14-15-16
Culp, William 1919
Cumby, Quentus 1999-2000-01-02
Curd, Cary 1975
Curling, Kerry 1965-66-67
Curnutte, Delmas 1952-54, 56
Curnutte, Ivan 1955-57
Curry, Joe 1985-86,88
Curry, Larry 1927
Curtis, Isaac 1993-94-95-96
Cutchin, Phil 1941-42,46
Cutler, Tom 1902
Czack, Tony 1982,84

D



Dermontti Dawson
Two-year starter; selected in second round of 1988 NFL draft; All-Pro seven years.

Dabney, Al 1900
Daley, Carl 1995
Daniel, Aaron 1997-98-99-2000
Danko, Don 1964-65
Darby, Darrell 1930-31-32
Darnaby, Jim 1932,34
Darnall, F.H. 1904
Darrington, Charlie 1987-88
Darveau, Jeremy 2002
Davidson, O.L. (Bud) 1931-32-33
Davis, Bob 1935-36-37
Davis, Chris 1993-94
Davis, Dameron 1936-37-38
Davis, Doug 1963-64-65
Davis, Garry 1997-98-99
Davis, Jeremy 1999
Davis, Jerry 1965-66
Dawson, Bill 1946,48,50
Dawson, Dermontti 1984-85-86-87
Day, Kyle 2002
Deatherage, Kevin 2002
Deaton, Mike 1977-78
DeBow, Sam 1894-95-96
Dean, Bill 1986
Dees, Claire 1926-27-28
DeHaven, Denver 1924-25-26
De La Perralle, David 1996
Demaree, Chris 1998-99-2000-01
Dempsey, C.F. 1915-16-17
Denham, Brian 1988
Denham, Harry 1940
Dennis, Harold 1995-96
Dennis, Jeff 1979-80
Derrick, Frank 1924
Derry, Chris 1983-84-85
DeSpain, James, Mgr. 1972
DeVaughn, Nolan 1998-99-2001
Dickerson, Charlie 1976
Dickerson, Jerry 1959-60-61
Diehl, Bud 1976-77
DiGiuro, Trent 1993
Dipre, Joe 1973-74,76-77
Dishman, Tony 1918-19
Disotelle, Kevin 1990
Dixon, Wayne 1960-61
Doggendorf, Mike 1970-71-72
Domhoff, Tom 1971
Donaldson, Gene 1950-51
Donan, A.L., Mgr. 1906
Donigan, Shawn 1978-79,81-82
Donley, Pat 1973-74
Dooley, Kevin 1984-85,87
Dorazio, Chris 1983
Dornbrook, Thom 1974-75-76-77
Dortch, Jay 1986-87-88
Dougherty, Bob 1955-56
Douglass, Maurice 1984-85
Downing, Clay 1917
Downing, George 1917
Downing, Gibson 1911-12-13-14
Doyle, Corry 2000
Dreisbach, Andy 1997
Drinnin, Dennis 1967-68
Drobney, Jeremiah 2002
Drury, Bill 1927-28-29
Drury, John 1932
Duckworth, Don 1985
Duff, Noah 1931-32
Duffy, Tom 1969
Duke, Bill 1967-68-69
Dumbauld, Jon 1982-83-84-85
Duncan, Dick, Mgr. 1918
Duncan, Walter 1895-96
Dunlap, G.G. 1906-07,09-10
Dunnebacke, Howard 1961-62
Durbin, Raul, Mgr. 1938
Durbin, Ron, Asst. Trnr. 1971
Dyer, Don 1952
Dyer, O.K. 1901-02-03
Dysard, Bill 1930

E



Tom Ehlers
Three-year letterman for UK; four years in NFL.

Earle, Tom 1908-09-10-11
Eblen, Charles 1942
Eckenrod, Pat 1968-69-70
Edwards, Adolph 1925-26
Edwards, Brent 1980
Edwards, George 1942
Ehlers, Tom 1972-73-74
Eibner, John 1938-39-40
Eisaman, Jerry 1958-59-60
Elgin, Jeff 1906-07
Ellington, Russell (Duke) 1935-36-37
Elliot, Cronley 1900
Elliot, Milward 1896-97-98
Ellis, Byrne 1909
Ellis, Ray 1925-26-27
Ellison, Robert, Mgr. 1937
Emanuel, Mike 1973-74-75
Endris, Scott 1985-86-87
Englisis, Nick 1944-45
Evans, Brian 1990
Ewell, George 1900-01
Ewing, Tom 1942

F



Joe Federspiel
Three-year letterman; second-team All-SEC; nine years in NFL.

Fadrowski, Dave 1976-77-78
Falconer, B.O. 1919
Fanuzzi, Mike 1971,73-74
Farley, Bill 1950-51
Farmer, Tom 1972-73-74
Farrell, Bob 1961
Farris, Jack 1946-47
Farris, John 1934
Faulkner, J.V. 1892-93
Featherson, Dan 1970
Featherson, Lloyd, Mgr. 1933
Federspiel, Joe 1969-70-71
Fee, Tom 1964,66-67
Felch, Allen, 1951-52-53
Ference, Chris 1981-82
Ferguson, Brad 1998
Ferguson, Tom 1967
Ferguson, Walter 1921-22
Ferrell, Doc 1944,46-47-48
Ferris, Fred 1944
Fest, Fred 1920-21-22
Fielder, Don 1979, 81
Fillion, Tom 1951-52-53
Fish, Al 1969-70
Fish, Bill 1933
Fisher, Jim 1959-60
Fleahman, W. (Slugs) 1921
Flowers, Earven 2001-02
Fohr, Glenn 1987-88
Foley, Jim 1962-63-64
Fontaine, Raymond 2002
Ford, Chris 1994, 96-97
Ford, Roy 1948
Ford, Warner 1927-28-29
Forquer, L.G. 1928-29-30
Forston, Stan 1968-69-70
Foster, John 1910
Foster, Mike 1974
Foushee, Gil 1976
Fowler, Dan 1974-75,77-78
Frampton, Don 1948-49
Francis, Rodney 1980-81-82
Frankenberger, J.T. 1954-55-56
Franklin, Jim 1973,75
Franklin, Mark 1926
Frazer, Joe 1895
Freeman, Jack 1956
Freeman, Joe 1979-80-81
Freibert, Bob 1966,68
Fritz, Eddie 1939-40
Fromm, Rick 1972,74-75
Fry, Bob 1950-51-52
Frye, John 1932-33
Fucci, Dom 1948-49-50
Fuller, Bruce 1919-20-21-22
Fuller, Frank 1950-51-52
Fuller, Ken 1972
Funderburk, Tim 2002

G



Bob Gain
1950 Outland Trophy winner; selected in first round of 1951 NFL draft.

Gaffron, Win 2001-02
Gaffron, Winston, Mgr. 1971
Gain, Bob 1947-48-49-50
Gaiser, Jake 1909-10-11
Gallagher, Jack 1957
Galloway, Howard 1906, Mgr. 1911
Gann, Roger 1967-68-69
Gantt, Edgar 1999-2000
Ganucheau, Eugene 1972-73
Gardner, Anthony 1986
Gardner, Carwell 1985-86-87
Gardner, Donnie 1986-87-88
Gardner, John 1893-94
Gardner, Scott, Trn. 1984
Garland, Larry 1936-37
Garner, Chip 1991
Garred, Ulysses 1892-93
Garrett, Dave 1983
Gary, Bill 1900
Gary, Willie 1997-98-99-2000
Gash, Dave 1960-61-62
Gay, Augustus 1916
Gay, John 1981
Gayton, Chris 1998-99-2000-01
Gemmill, Pete 1974-75-76
Genito, Carl 1946,48
Genito, Ralph 1947-48-49
Gentile, Tony 1930
Gerrell, Michael 1997
Gholson, Ed 1938
Gibson, Frank 1931-32
Gilb, Elmer 1926-27-28
Gilbert, John 1900
Gilley, Scott 1991
Giltner, Jim 1910
Ginn, David 1994-95-96-97
Godwin, Al 1968,70
Goins, Carl, Mgr. 1958
Goins, Homer 1965-66
Gooch, Tim 1976,78-79-80
Goode, Irvin 1959-60-61
Goodwin, William 1903-04
Gordon, Donnell 1993-94
Gover, Ray 1985-86-87-88
Graban, Steve 1941
Grabfelder, Earl 1915-16
Grady, W.H. 1902-03-04
Graham, J.H. 1898-99
Granitz, Hartford 1945
Grant, Jesse 1962
Grant, Jim 1969-70-71
Grant, Kenneth 1997-98-99-2000
Grant, Will 1977
Graves, Jim 1990-91
Gray, Richard 2002
Gray, Tony 1973-74
Green, Eric 1988
Green, G.B.L. 1919
Green, Norm 1978
Greer, Phil 1967-68
Greer, Roger 1969
Gregg, Turner 1922,24
Gresham, Jim 1966
Griffin, Bill 1942,46-47
Griggs, John 1950-51-52
Griggs, Tom 1978,80-81
Grigsby, Otis 1999-2000-01-02
Grimsley, John 1981-82-83
Groves, John 1986
Gruner, Bucky 1951
Gullion, Carroll 1901-02
Gumbert, George 1914-15
Gunn, Thomas 1893
Gusky, Ed 1972
Guyn, J. White 1901-02-03-04-05
Guyn, Les 1911

H



Tom Hutchinson
Was UK's all-time leading receiver; selected in first round of 1963 NFL draft.

Haas, Gene 1944-45-46
Haas, Eric 1985
Hackett, Wilbur 1968-69-70
Hagan, Joe 1936-37
Hahn, Travis 1989-90
Haire, Scott 1987
Hairston, Russell 1983-84-85
Halcomb, G.W. 1894
Haley, Jimmy 1996-97-98-99
Hall, Antonio 2000-01-02
Hall, Bob 1937
Hall, Dean T. 1979
Hall, James 1910
Hall, Steven 1991-92-93-94-95
Hamberg, Fred 1971,73
Hamilton, Allen 1946,48-49-50
Hamilton, Ed 1949-50-51
Hamilton, L.L. 1897
Hammond, Claude 1941
Hanley, Jack 1952-53-54
Hanson, Dave 1968-69-70
Hanson, Seth 1997-98, 2000-01
Harbold, Bill 1924
Hardin, Jim 1938-39-40
Hardin, Richard 1998, 2000-01
Hardt, Dave 1968-69-70
Hardy, Bob 1953-54-55
Hare, Frank 1982-83-84
Harp, Chase 1999-2000-01-02
Harper, Dude 1991-92-93-94
Harper, Tom 1952-53
Harrington, Roger 1956
Harris, George 1994-95
Harris, John 1966
Harris, John 1995
Harris, Robert 1992, 94
Harris, Tim 1991
Harris, Wayne, Mgr. 1945
Harrison, Vincent 1998-99
Harrison, W.C. 1910-11-12
Hart, Rodger 1966-67
Haskins, Billy Jack 1995-96
Hawk, Bill 1989-90-91
Hawkins, Robert 1977-78
Hawthorne, Junior 1960-61-62
Hay, Langan 1934-35
Hayden, Charles 1915-16
Hayden, Rick 1976-77-78
Haydock, Justin 2002
Hayes, Chad 1993
Haynes, Chastain 1904
Haynes, Terry 1973-74
Hayslip, Andre 1997
Heald, Nick 1999-2000
Heard, Geoff 1993
Heber, John 1916-17-18-19-20
Hedges, Henry 1912
Hedges, Jimmy 1913-14
Heick, "Shorty" 1915-16
Heinzinger, Ben 1946
Helm, Foster 1895
Henderson, Bobby 1989-90
Hendrickson, Geo. 1906-07-08-09-10
Hennessey, Larry 1951-52-53-54
Hensley, Dick 1945-46-47
Henry, Terry 1979-80-81-82
Herbert, Bob 1940-41-42
Herman, Alex 1999-2000
Herzog, Woody 1955-56-57
Hess, Jeff 1975,77
Hewling, Dick 1936
Hickerson, Broadus 1916
Higgs, Mark 1984-85-86-87
Hiles, Van 1993-94-95-96
Hill, Chris 1976-77-78
Hill, James 1987
Hill, Jim 1960-61-62
Hillenmeyer, Walter 1909
Hinkebein, Sherman 1935,37-38
Hite, Cliff 1975-76
Hite, Paul 1912-13-14
Hobbie, Matt 1994
Hobbs, Troy 1991-92-93
Hobdy, William 1892-93
Hockman, Ryan 1990-91-92
Hodge, Lloyd 1958-59-60
Hodge, Walter 1937
Hogg, Houston Jr. 1969-70
Hogg, Sam 1897-98-99
Holland, Don 1967-68-69
Holleran, Randy 1987-88,90
Holliday, David, Mgr. 1944
Hollowell, Carney 1922
Holmberg, Bob 1995-96-97
Holt, Bobby, Mgr. 53,55-56
Holt, Glenn 2002
Holts, Deion 2002
Holway, Dick 1947-48-49
Homer, Derek 1997-98-99-2000
Honaker, DeAnthony 1994-96
Hood, Damon 1991-92-93-94
Hooper, Hayden 1952,54-55
Hoover, Vin 1975
Hopewell, Andrew 2002
Hopewell, Daniel 2001-02
Hopewell, Dave 1976-77-78
Hopkins, Elmer, Mgr. 1916
Hoskins, Calloway, Mgr. 1930
Houser, Doug 1986-87-88-89
Hovey, Jim 1971-72-73
Howard, Ledger 1957-58-59
Howard, Tommy 1987
Howe, Jim 1944,48-49
Hoyer, Eric 1942
Hricenak, Steve 1979,81
Huddleston, Joe 1934-35-36
Hudson, Chad 1994-95
Huff, Matt 2001-02
Huffman, Antoine 2002

Hughes, Charles 1923-24
Hughes, Delmar 1953-54-55-56
Hughes, Gary 2000-01
Hughes, Lowell 1957-58-59
Hughes, W.N. 1901
Hughes, N.T. 1902-03
Hulette, Bill 1988-89-90
Hulette, Sam 1939-40-41
Humphreys, Claude 1897-98-99 1900
Hundley, Tom 1959-60
Hunt, Bob 1958-59-60
Hunt, Greg 1990
Hunt, Herbie 1951-52-53
Hunter, David 1968-69-70
Hunter, Ivy Joe 1986-87-88
Hurst, John 1942
Hutcheson, F.M. 1900
Hutchinson, Tom 1960-61-62
Hutton, Justin 2002
Hypolite, Trevor 1994

I



John Ignarski
Three-year letterman; helped UK reach 1950 Orange and 1951 Sugar Bowls.

Ignarski, John 1949-50-51
Ilari, John 1955
Ishmael, Charles 1938-39-40

J



Clyde Johnson
Honored as UK's first ever All-American in football; two years in NFL.

Jackowski, Ralph 1937-38
Jackson, Brandon 1994-95
Jackson, Charles 1980
Jackson, Elmer 1962
Jackson, Gordon 1982-83-84
Jackson, Larry 1990-91
Jackson, Rodney 1989-90
Jackson, Wesley 1991-92-93
Jacobs, Bill 1933
Jacobs, Cam 1982-83-84
Jacobs, Chris 1978-79-80
Jacobs, Ed 1938-39-40
Jacobs, Gus 1998, 2001
Jacobs, Joe 1967,69
Jacobs, Mark 1995-96-97-98
Jaffe, Richard 1976-77-78-79
Jamerson, Wilbur 1947-48-49-50
James, Pat 1948-49-50
Janes, Ernest 1932-33-34
Jansen, Bill 1966
Jardine, Richard 1975,77-78
Jean, Jack 1933
Jenkins, A.L. 1905
Jenkins, Bill 1962-63-64
Jenkins, D'Andre' 1992
Jenkins, Marcus 1992-93
Jenkins, Paul 1925-26-27
Jenkins, Randy 1980-81-82-83
Jett, Charles 1900-01
Jirschele, Don 1951
Jobe, Bill 1933-34
Johns, Jimmy 1957-58-59
Johnson, Ben 1980-81-82
Johnson, Bert 1934-35-36
Johnson, Brian 1995-96-97
Johnson, Clyde 1940-41-42
Johnson, David 1985-86-87-88
Johnson, David 1998, 2000-01-02
Johnson, Dennis 1998-99-2001
Johnson, Derrick 1998, 2000-01
Johnson, Dick 1892
Johnson, Ellis 1930-31-32
Johnson, Harry 1961
Johnson, J.E.C. 1904,10-11-12
Johnson, J.P. 1900
Johnson, Jack 1897
Johnson, Ken 1991-92
Johnson, Kurt 1989-90-91-92
Johnson, Marshall, Mgr. 1962
Johnson, Marius, Mgr. 1899
Johnson, Martez 1998, 2000-01
Johnson, Melvin 1991-92-93-94
Johnson, Oliver 1928-29-30
Johnson, Percy, Mgr. 1931
Johnson, Ronald (Rock) 2002
Johnson, Vern 1983-84-85
Johnson, W.T. 1908-09
Johnston, Wm. T., Mgr. 1931
Jolly, J.B. 1893-94
Jones, Alfred 1988-89
Jones, Barry 1992-93-94-95
Jones, Bob 1968-69-70
Jones, Charles Jr. 1939-40-41
Jones, Chris 1979-80
Jones, Chuck 1976,78-79-80
Jones, Harry 1950-51-52
Jones, Johnny 1983
Jones, Larry 1950-51-52
Jones, Mike 1988
Jones, Paul 1949,51
Jones, Pookie 1991-92-93
Jones, Raymond 1993
Jones, Robert 1997
Jones, Roscoe 1942,46-47
Jones, Tim 1984-85-86-87
Jones, Tom 1899
Jones, Wallace 1945-46-47-48
Joyce, Marty 1967-68
Julette, Samuel 1939
Jurgens, John 1960-61

K



Jim Kovach
UK's all-time tackles leader with 521; Academic All-American; seven years in NFL.

Kalb, Matt 1992
Kamphake, Mike 1998, 2000-01-02
Kane, Adam 1994
Karem, Paul 1972
Karish, Ken 1976
Karibo, Lou 1952-53
Katzenbach, George 1966-67-68
Kearns, Kevin 1979-80
Kearns, Tom 1977-78-79
Keene, Mark 1977-78
Kehoe, John 1898-99-1900-01
Kelly, Anthony 1998-99-2000-01
Kelly, E.E. 1915,18-19
Kelly, Eric 1997-98-99-2000
Kelly, Henry 1933
Kelly, John (Shipwreck) 1929-30-31
Kelly, Kevin 1977-78
Kelly, Tom 1895-96
Kemper, Priest 1903-04-05
Kennard, Jim 1946
Kent, George 1944
Kercheval, Ralph 1931-32-33
Kerrick, Felix, Mgr. 1895
Kestner, Rick 1963-64-65
Key, Donte' 1992-93-94-95
Keyes, Howard 1964-65
Kidd, A.S. 1896
Kiefer, Steve 1954-55
Kimmel, Charles, Trn. 1975
Kincer, Bill 1941
King, Doyle 1967-68-69
King, Kenneth 1921,24-25
King, Kenny 1970-71-72
King, Lawson, 1955
King, Shane 1991
King, T.E. 1896
King, Vic 1967-68
Kinne, Howard 1915-16
Kipping, Bob 1930-31
Kirchbaum, Kelly 1975-76-77-78
Kirk, Harry 1951-52-53-54
Kirk, Tom 1971
Kirkendall, Jim 1927
Kirn, Ted 1951
Kirschner, Frank 1970-71
Kirwan, Ab 1923-24-25
Klein, Jerry 1982-83
Klein, Norman 1944,46-47-48
Klein, Sam 1944
Klinect, Randy 1977
Knox, Mike 1989
Knutson, Gary 1970-71-72
Koch, Joe 1952-53-54
Komara, Jim 1962-63,65
Koon, Steve 1967-68
Kosid, Bob 1962-63
Kosteinik, Tom 1975
Kotar, Doug 1971-72-73
Kovach, Jim 1974-75-76,78
Kremer, Jeff 1984-85-86-87
Kreuter, Howard 1931-32-33
Kuhn, Charlie 1941-42
Kuhn, Dave 1953-54-55-56
Kunkel, Greg 1986-87
Kunkle, Dennis 1958
Kurachek, Pete 1937
Kypriss, Mike 1973

L



Marc Logan
6th on UK's career rushing list with 1,769 yards; 10 years in NFL.

Lahr, Greg 1988-89-90-91
Lair, Matt 1946-47
Lancaster, Victor 1976
Lane, Morris 1999-2000-01-02
Lange, Ken 1986
Langenkamp, Steve 1991
Langford, Cale 1992-93
Lassiter, W.A. 1895
Laufer, Robert Jr., Mgr. 1928
Lavin, Bobby 1919-20-21
Lawson, Cliff 1949-50-51
Layow, Matt 1997-98-99-2000
Ledford, Rich 1985
Lee, Bobby 1961
Lee, Daniel 1990
Lee, Lawrence 1981-82-83
Legrand III, Jerry 1999
LeMaster, Frank 1971-72-73
Leonoff, Juha 1993
Leskovar, Bill 1949-50-51
Lesniewski, Brandon 2002
Lett, Jim 1970
Lewis, Ernie 1972-73-74
Lewis, Jim 1907
Lidvall, Ned 1972-73-74
Liening, Jonas 1995-96-97
Lightcap, Jeff 1974
Lindon, Bob 1957-58
Lindon, Luke 1937,39
Little, Dwight 1965-66-67
Little, Jim 1944
Little, Tom 1944
Livings, Bill 1956-57-58
Lofton, Billy 1992-93
Logan, Derick 1996
Logan, Emmett 1906
Logan, Marc 1984-85-86
Logan, Phil 1987-88-89-90
Lombard, Dick, Mgr. 1958
Long, Greg 1979-80-81
Long, Jim 1934-35
Longacre, Courtney 1990
Looney, Pat, Mgr. 1966
Lopez, Luis 1977,79
Lorenzen, Jared 2000-01-02
Love, Marvin 1997-98
Lowry, Neil 1952-53-54
Lowry, R.A., Mgr. 1909
Lucas, Matt 1983-84-85-86
Lukawski, Chet 1950-51
Lumley, Dan 2002
Luther, Bill 1931-32
Lutz, Ken 1955
Lyle, Ernest 1898
Lyle, Joel 1893, Mgr. 1894-95
Lyons, Dave 1980-81-82
Lyons, Dicky 1966-67-68
Lyons, Les 1970

M



Lou Michaels
Two-time first-team All-American; Heisman nominee; 1992 College Football Hall of Fame inductee.

Mabry, Dick 1957
Machel, Rich 1964-65-66
Mack, Ron 1985-86-87-88
Mackenzie, Jim 1949-50-51
Maddox, John 1982
Maddox, F.M. 1902-03
Maddox, Roy 1898
Maggard, Freddie 1989-90-91
Mahan, Pete 1904-05
Major, Marvin 1995, 97-98
Makin, Raynard 1968-69-70
Malloy, Tom 2001
Maloney, William 1925
Manchester, Rob 1992-93-94-95
Mangas, Robert 1980-81-82
Manzonelli, Tony 1964-65
Margavage, Dave 1971-72-73
Markem, Dave 1969
Marks, Marty 1972-73
Marrillia, Carl 1977-78-79
Martin, Dick 1947-48-49-50
Martin, Doug 1981-82-83-84
Martin, Givens (Doc) 1922-23
Martin, Jack, Mgr. 1957
Martin, John 1959
Martin, Keith 1981-82-83
Martin, L. Wynn 1897-98-99-1900-01
Martin, Mike 1975-76-77
Martin, Paul 1968-69-70
Martin, Tremayne 1996-97
Marzan, Henry 1980
Mason, Chester 1938
Mason, Max 1951
Mason, Norman 1996
Massey, George 1996-97-98-99
Massey, Tony 1986-87-88-89
Massie, Rick 1981-82-83
Mastracchio, P.J. 1992
Mathers, Albert 1907
Matthews, A.M. 1907
Matthews, Jack 1968-69
Matthews, Jody 1989-90-91-92
Mattingly, R.E., Mgr. 1912
Maust, Eric 1987
Mayfield, Clarkie 1960-61-62
Mayes, Tony 1983-84-85-86
Maynard, T.J. 1991-92
Mayo, Jim 1952
Mazza, Steve 1982-83-84-85
Mazzella, Joel 1988-89-90
McCauley, Gates, Mgr. 1935
McClellan, Eugene 1990
McClellan, George 1967
McClelland, Kevin 1980-81-82-83
McClendon, Charlie 1949-50
McClure, Ulysses A. 1901
McClurg, Charles 1934-35
McCollum, Jim 1971-72-73
McCool, Frank 1934-35
McCord, Quentin 1996, 1998-99-2000
McCorum, Henry, Mgr. 1934
McCree, Marlon 1997-98-99-2000
McCrimmon, Larry 1978,80
McCubbin, Bill 1937-38-39
McCune, Jesse 1944
McDaniels, Frank 1979
McDermott, Lloyd 1947-48-49
McDonald, Louis 1944-45
McDonald, Tim 1981
McDuffie, Kyle 2000
McElroy, Otho 1929
McFarland, Bill 1923
McGee, Hilton 1902-03
McGinnis, Lawrence 1930
McGonagle, Paul 1997-98
McGowan, Jared 2002
McGraw, Mike 1964-65-66
McIlvaine, Ernest 1915-16
McKay, James 1972
McKee, N.T. 1901
McKinley, Mike 2002
McKinney, Walter 1904-05-06
McLaurin, Raymond 1993-94-95-96
McLean, Grandison, Mgr. 1924
McLean, Price 1923
McMillan, Dan 1984-85
McMillan, Norris 1933-34-35
McVeigh, John 1981-82
Meadors, G.C. 1911
Meagher, Tim 1973
Meaux, Venus 1978, 80-81
Meck, Mike 1970-71
Meece, Mike 1988-89-90
Meek, Omri 1991-92
Meeks, Gene 1942,46
Meers, David 1980-81-82
Megill, Hilton, Mgr. 1903
Meihaus, Johnny 1948
Meilinger, Steve 1951-52-53
Meiners, Mike 1988-89
Menifee, John N. 1903
Meyer, Todd 1988
Meyer, V.A. 1929-30,32
Michaels, Lou 1955-56-57
Mickelsen, Lance 1997-98
Mielsch, Trey 2002
Milburn, Frank 1899-1900
Miles, Jim 1964-65
Miller, Jim 1932
Miller, J.F. 1957-58
Miller, Leonard 1927
Miller, Sylvester (Big Kat) 2001-02
Mills, Bradley 1952-53-54-55
Mills, Tony 1987
Mingus, Jerry 1952
Missick, Tony 1988-89
Mitchell, Billy 1954-55-56
Mitchell, Bill 1941
Mitchell, Dick 1952-53-54
Mitchell, Jim 1968-69-70
Mobley, Phil 1978
Moffett, Tony 1971
Mohney, Gayle 1925-26-27
Moitis, Dave 1975

Molls, Andy 1979-80-81-82
Moloney, Dick 1952-53-54-55
Montgomery, Bob 1931-32
Montgomery, George 1903-04-05
Montgomery, S.C. 1924
Moore, Don 1957
Moore, Ellery 2001-02
Moore, Marty 1990-91-92-93
Moore, Roger 1918
Moraja, Joe 1961
Morgan, George, Mgr. 1895
Morris, Larry 1998
Morris, Tom 1969-70-71
Morris, Waymond 1957-58
Moseley, Bill 1942,46-47
Moseley, Doug 1949-50-51
Motley, Greg 1978-79-80
Mueller, Dickie 1958-59-60
Muench, Rick 1969-70-71
Mullins, Basil 1963,65-66
Mullins, Noah 1939-40-41
Mumme, Matt 1998
Murgita, Steve 1972-73-74
Murphree, Edger V. 1916-17-18-19-20
Murphy, Gerard 1963-64-65
Murphy, O.B. 1932-33
Murphy, Ryan 1997, 99-2000
Murray, Andy 1986-87-88-89
Murray, Darren 1992-93
Murray, Robert 1973,76-77
Mutchler, John 1960-61
Muth, Albert 1919
Myer, Vernon 1929-30,32
Myers, Art 1972-73-74
Myers, Brad 1984-85-86-87
Myers, Gene 1934-35-36

N



Rick Norton
First-team All-American; selected in first round of 1966 NFL draft; five years in NFL.

Neal, Dan 1971-72
Neal, Guy 1984-85-86
Nelson, Jeff 1986,88
Nesbit, J.C., Mgr. 1904-05
Netoskie, Don 1953-54-55-56
Netoskie, John 1949-50-51
Neuss, Matt 1993-94
Nevers, Stanley 1934-35-36
Nicholas, Homer 1936
Nicholson, John, Mgr. 1971
Nickels, Nicky 1993-94
Noble, Alvin 2000
Noble, Will 2002
Nochta, John 1973-74, 76
Nord, Greg 1975, 77-78
Nord, Mike 1988-89
Norton, Rick 1963-64-65
Nowack, Oval 1928
Nuerge, Don 1959-60
Nuttail, John 1894
Nuzum, Rick 1972-73-74

O



Dallas Owens
Four-year letterwinner; returned three interceptions for TDs.

O'Brien, Doug 1961
Odlivak, Nick 1947-48-49
Olah, Arperd 1933,35
O'Ferral, Antonio 1992-93-94-95
Ogletree, Eric 2002
O'Leary, Ken 1971-72
O'Neal, Jimmie 1987
Orr, Joe 1935
Orr, William 1999
O'Toole, Tim 1977
Ott, Issac 1926
Owen, Oweney, Mgr. 1969
Owens, Dallas 1974-75-76-77

P



Vito "Babe" Parilli
Two-time first-team All-American; Heisman nominee; 15 years in NFL.

Pack, Roger 1954-55-56
Page, Chris 1992-93
Page, Greg 1967
Page, Neil 1990-91-92
Pakulak, Glenn 2000-01-02
Palmer, Bob 1938-39-40
Palmer, Dick 1967-68-69
Paolone, Ralph 1952-53
Parda, Alex 1937
Parilli, Vito 1949-50-51
Park, Jim 1911,13-14
Park, Smith, Mgr. 1919
Parker, Gerad 2001-02
Parker, Sam 1900
Parker, Steve 1972-73-74
Parks, David 1991-92-93
Parks, Frank, Mgr. 1942
Parks, Henry 1978,80-81
Parr, Allen 1940-41-42
Parrish, Doug 1932-33
Parrish, Josh 1998-99-2000-01
Parrish, Steve 1969-70
Parrott, Jim 1944
Paslick, Mark 1982-83
Patton, Adrian 1998
Paul, Henry 1944-45
Paullin, Frank 1905-06
Pavlovich, Bernie 1945
Payne, J. Hamilton 1907
Peak, Bart 1915
Pelfrey, Doug 1990-91-92
Pence, Jim 1925-26-27
Pennington, Martin 1985-86-87-88
Perdue, Greg 2001-02
Perkins, W.H., Mgr. 1900
Perry, Mark 1999-2000
Perry, Todd 1989-90-91-92
Pesuit, Wally 1973-74-75
Petersen, Scott 1977-78-79
Petkovsek, Larry 1976-77-78
Petrie, Charles 1914
Petty, Tom 1979-80-81-82
Peurach, Ted 1978
Pfeifer, Mike 1986-87-88-89
Phaneuf, Al 1966-67
Phelps, Don 1946-47,49
Phillippi, Kent 1979
Phillips, Bob 1954-55
Phillips, Carlos 1989
Phillips, Hal 1945
Phillips, Joe 1981-82-83-84
Phillips, Randy 1938
Phillips, Stephan 1972
Phillips, Steven 1989-90
Philpot, O.E. 1954-55
Phipps, Frank 1925-26-27
Phipps, Jack 1929-30-31
Phipps, Tom 1929-30
Pickard, Brian 2002
Pickett, Phil 1962
Piecoro, Jeff 1984
Pietrowiak, Ken 1984-85
Pinner, Artose 1999-2000-01-02
Pipkin, Jabbar 1992
Pitts, Eric 1983-84-85-86
Pierce, John 1974-75-76
Platt, Joe 1952-53
Plummer, George 1909
Pope, Bob 1948-49-50
Portela, Juan 1979
Porter, Patrick 1990
Porter, Ray 1947-48-49
Porterfield, Don 1968-69-70
Portis, Don 1982-83
Portwood, Al 1926-27-28
Portwood, Henry 1924
Portwood, William 1941
Post, Shelby 1908
Postel, Chuck 1978
Potter, Derek 1966-67
Potter, Lexie 1935-36
Potter, Sam 1934-35
Pottinger, Sam, Mgr. 1892
Poulton, Chris 1979
Powers, Archie 1955-56-57
Powers, Travis 1990-91-92
Poynter, Jimmy 1959-60
Preston, Leonard 1946-47
Prewitt, Ryan 1995
Pribble, Birkett 1919-20-21-22
Pribble, Holton 1932,34
Pride, J.T. 1902-03
Prince, Joe 1983-84-85-86
Pritchard, Bob 1933-34,36
Proffitt, Jim 1951-52-53
Puntillo, John 1971
Purdie, Aaron 1991-92-93-94
Pursell, Dave 1968-69-70
Pyatt, Brad 1999, 2001

R



Derrick Ramsey
First-team All-SEC; third-team All-American; 10 years in NFL.

Rader, John 1997-98-99-2000
Raelchie, Chester, Mgr. 1939
Ramey, James 1975-76-77-78
Rampulla, John 1961
Ramsey, Derrick 1975-76-77
Ramsey, Dell 1920-21-22-23
Ranieri, Tom 1972,74-75
Ransdell, Bill 1959-60-61
Ransdell, Billy 1983-84-85-86
Ratliffe, Clark 1952
Rawls, Alfred 1988-89
Ray, Babe 1945
Rayburn, Scott 1990
Raynor, Keith 1967
Reader, Jim 1959-60
Redd, Donnie 1991-92-93-94
Redmond, Harry 1893
Reed, Jim 1970-71-72
Reed, Tom, Mgr. 1972
Reedy, Chris 1990-91
Reese, A.S. 1896-97-98-99
Reese, Jerry 1984-85-86-87
Reese, Samuel 1897-98-99-1900
Reese, Tim 1986
Reeves, Corey 1991-92-93-94
Reichwein, James 1982-83-84-85
Reid, Walter 1938-39-40
Renuart, William 1993
Reyes, Kent 1973
Rhodemyre, Jay 1942,46-47
Rhyne, Dan, Mgr. 1959
Riazzi, Matt 1990-91-92-93
Rice, Chuck 1920,22-23
Rice, Dennis 1946
Rice, Guy 1899
Rice, William H. 1922,24-25
Rich, Barry 1991-92-93
Richards, Dick 1929-30-31
Richardson, Clyde 1962-63
Richey, Tom 1983-84-85
Richmond, Ty 1980-81
Riddle, Ches. 1973,75-76
Riddle, Craig 1917-18
Riddle, Mike 1998
Rider, Jim 1984-85
Ridge, Don 1946-47
Riley, Ronnie 1998-99-2000, 2002
Riverio, Dan 1961
Roark, Ken 1978-79-80
Roberts, Craig 1976-77-78
Roberts, Ronnie 1965-66-67
Roberts, H.B. 1893
Roberts, V.D. 1904
Robertson, Dewayne 2000-01-02
Robertson, Kenny 1955-56-57
Robinson, Don 1990-91-92-93
Robinson, Jimmy 1997-98, 2000
Robinson, John 1999-2000-01-02
Robinson, Mike 1985,87
Robinson, Mike 2001
Robinson, Ron 1986-87-88-89
Robinson, Tom, Mgr. 1913
Robinson, Vincent 1935-36-37
Rodes, J.W. 1904-05
Rodes, Pete 1907-08
Rodes, Waller 1902,04-05
Rodes, Wm. (Black Doc) 1915-16
Rodes, Wm. (Red Doc) 1909,11-12
Rodgers, Tom 1958-59-60
Roe, Don 1980-81-82
Rogers, Harry 1949-50
Roller, David 1968-69-70
Rollins, Jason 2001-02
Rork, Ernest 1915
Rose, Conrad 1928-29-30
Ross, John 1925-26
Rotella, Sam 1985-86
Roth, Abe 1912-13-14
Rotunno, Tony 1944
Routt, G.C. 1907-08-09
Rubin, Don 1992
Rucks, Frank 1968-69
Rudd, O.T. 1951
Rudolph, Clyde 1991-92-93-94
Rueff, Gerald, Mgr. 1968
Rupert, Joe 1932-33-34
Rush, Leonard 1966,68
Rushing, Dick 1952-53-54
Rusk, Reggie 1994-95
Russell, James R. 1921-22-23
Ruth, Clint 2000, 2002
Ryan, Andy 1979-80

S



Art Still
First-team All-American in 1977; selected in first round of the 1978 NFL draft; 12 years in NFL.

Sabatino, Don 1983-84
Sadler, Frank, Mgr. 1946-47
Sagaille, Claude 2001-02
Salsbery, Harold, Mgr. 1970
Samuel, Marc 1997, 99
Samuels, Terry 1990-91-92-93
Sanders, Brandon 2000
Sanders, Curtis 1921-22-23-24
Sanders, Curtis Jr., Mgr. 1945
Sanford, Kio 1994-95-96-97
Sauer, Curtis 1923-24
Sauerbry, Bruce 1970-71
Saunders, Francis 1944
Saunders, Hugh 1903
Saylor, Unis, Mgr. 1948-49
Scaldaferri, Stephen 2000
Schaffnit, Bill 1948-49-50
Schellenberger, Mike 1993-94-95-96
Schenk, Jim 1952-53
Schifler, Charles 1941
Schilling, E.A. 1912
Schlarman, John 1994-95-96-97
Schlegel, Mike 1992-93-94-95
Schlegle, George 1941
Schneider, Matt 1998-99
Schnellenberger, Howard 1952-53-54-55
Schoenbaechler, Steve 1972
Schollett, Frank 1957-58-59
Scholtz, Herman 1898,1900-01-02
Schornick, John 1965
Schrader, C.C. 1912-13-14-15
Schrecker, Dennis 1961
Schrecker, Ray 1959
Schroeder, Scott 1979-80,82-83
Schu, Wilbur 1944
Schulte, Ray 1925-26
Scott, Bill 1960
Scott, Brian 1992
Scott, Chad 2000
Scott, George 1893
Scott, Hershel 1912-13-14
Scott, John 1893
Scott, Phil 1938-39-40
Scott, Steve 1969
Scott, Wellington 1899-1900-01
Scott, William Paul 1926
Scruggs, Bernie 1969-70-71
Seale, Frank 1930-31-32
Searcy, Tom 1972
See, Dale 1990-91
Seiple, Larry 1964-65-66
Seitze, Nick 2000-01-02
Sellers, Mark 1987-88
Semary, Vince 1962-63
Sengel, George 1942,46-47
Serini, Wash 1944-45-46-47
Server, Jim 1915,19-20-21
Servino, Chuck 1977
Settle, Ed 1964
Settles, Barry, Mgr. 1972
Settles, Pat, Mgr. 1970
Severs, Roscoe 1897-98
Sexton, Doug 1972
Sexton, Gary 1984-85
Shadowen, Todd 1980-81-82
Shadowen, Leon 1978-79
Shahid, Cary 1967-68-69
Shahid, Salim 1990-91-93
Shanklin, Arthur 1917-18-19-20
Shanklin, Eugene 1933
Shanklin, George 1907-08-09-10
Shanklin, Kendrick 1998-99-2000
Shannon, Hugh 1944-45
Shannon, John 1984-85-86-87
Shatto, Dick 1953
Shaw, Fred, Mgr. 1920
Shaw, Glenn 1957-58-59
Shehan, Bill 1988
Shehan, Bob 1992
Shelby, Joe 1908-09
Sheldon, F.M. 1905
Shelton, John 1924
Shelton, Keith 2002
Shepherd, Joe 1937-38-39
Sherman, Bob 1937
Sherwood, Adrian 1990-91-92-93
Shively, Doug 1956-57-58
Short, J. Cleves 1894-95
Shuford, Brad 1990
Shurtleff, Bob 1983-84
Shutt, Mike 1978-79

Siddens, Tyler 1995-96-97
Siganos, Mike 1974-75-76-77
Simmons, Eddie 1983
Simms, Ernest 1999-2000-01-02
Simms, Jaysuma 1993-94-95-96
Simon, A.J. 1997-98-99
Simpson, Clay 1915-16
Simpson, Elmore 1935-36-37
Simpson, James 1991-92
Simpson, Tommy 1960-61-62
Singleton, Ed 1973-74-75
Sinor, Don 1958-59-60
Sivinski, Brian 1993-94-95
Sixbery, Kip 1999-2000
Skaggs, Wendell 1935-36-37
Skinner, George 1930-31-32
Skur, Rollie 1976
Slade, D.D. 1897
Slates, Steve 1975-76
Slaton, Paul, Mgr. 1936
Sloan, Paul 1957
Smith, André 1996
Smith, Andy 1999
Smith, Bo 1988
Smith, Bo 2002
Smith, Brad 1990-91
Smith, Calvin 1951
Smith, Chuck 1978-79-80
Smith, Dee 1986-87
Smith, Derek 1999-2000
Smith, D.P. 1892
Smith, Ed 1963
Smith, Frank 1924-25-26
Smith, George 1914
Smith, Giles 1964, Mgr. 1965
Smith, Grayson 1997-98-99-2000
Smith, Jeff 1981-82-83-84
Smith, Jim 1970, Mgr. 1972
Smith, Joe David 1964-65
Smith, Lamont 1994-95-96-97
Smith, Larry 1983-84-85-86
Smith, Leon 1993-94-95
Smith, Nigel 2001
Smith, Omar 1996, 99-2000
Smith, Reggie 1989-90-91-92
Smith, Sean 1991
Smith, Shawn 1995-96
Smith, Sidney 1898
Smith, S.J. 1898
Smith, Tim 1988
Smolder, Ed 1974-75-76
Smotherman, Frank 1947
Smyth, Gerald 1979-80-81-82
Snardon, David 1992-93-94-95
Snedegar, Jeff 1996-97-98-99
Spanish, Dan 1964-65-66
Spanton, W.A. 1901-02
Spears, Howell 1911
Spears, Larry 1938-39-40
Speedy, Jeff 1993-94-95
Spencer, B.W. 1902-03
Spencer, Chad 1996
Spencer, Howell 1901-02
Speyer, H.A. 1906
Spicer, Bill 1958
Spicer, Carey 1928-29-30
Spickard, Tom 1938-39
Sponheimer, Paul 1971,73-74
Sprowles, Justin 2002
St. John, C.P. 1903
Stacey, Jim 1899
Stanko, Ed 1964-65
Steckler, Dick, Mgr. 1959
Steele, Ron 1973
Steely, Sherman 1893
Stein, Matt 1983-84
Stephan, Joe 1969-70-71
Stephens, David 1975,77-78
Stephens, Elmore 1971,73-74
Stephenson, E.A. 1923
Steuber, Jacob 2002
Stevenson, Anthony 2001-02
Steward, Gary 1960-61-62
Stewart, Anwar 1996-97, 99
Stewart, Rod 1975-76-77-78
Still, Art 1974-75-76-77
Stinson, Robert 1991-92-93-94
Stoll, Richard C. 1893-94
Stone, Earl 1906
Stone, Neville 1906-07
Stouffer, R.T. 1907
Stout, B.E.W., Mgr. 1908
Strange, Leo 1953-54-55
Straus, Charles L. 1897-98
Streck, Jeremy 1996-97-98
Strein, Rick 1979,81
Strother, Jack, Mgr. 1932
Stuart, Joe 1954
Stubbs, Scott 1985,87
Stubbs, Stuart 1985
Sturgeon, Charles 1958-59-60
Sucurovic, Sevin 2002
Sullivan, Roger 1991-92-93-94
Sullivan, Roger 1999
Summers, George 1927
Summer, G. 1906
Sumrall, Jon 2002
Supe, Kurt 1993-94-95-96
Sutak, John 1944
Swanson, Billy 1989-90
Swart, Jim 1964-65-66
Swindle, Earl 1970-71-72
Sword, Harvey 1971-72-73
Sydnor, Ed 1937

T



Herschel Turner
1963 All-American and All-SEC honoree; two-year NFL veteran.

Talamini, Bob 1957-58-59
Tanner, Jeff 1993-94-95-96
Tatterson, John 1972-73-74
Tatum, Derrick 1999-2000-01-02
Taylor, Harry 1941
Taylor, N.S. 1908
Taylor, Jim, Mgr. 1941
Terrill, Flanery 1928
Tesar, Jay, 1985,87-88
Thiesing, Bill 1909
Thomas, Ben 1972-73-74
Thomas, Derrick 1989-90-91
Thomas, Hobart 1944
Thomas, Jason 1995
Thomas, Mike 1989-90
Thomas, Ron 1978
Thomas, Smith 1903
Thompson, J.J. 1902
Thompson, Dan 1993
Thompson, David 1982-83-84
Thompson, Jim 1913-14-15
Thompson, Joe 1928-29
Thompson, John A. 1892
Thompson, Mark 1961
Thompson, Phil 1967-68-69
Thompson, W.D. 1919-20
Thornton, David 1920
Threlkeld, Polk 1909-10
Tichenor, Bill 1933
Tingle, Steve 1969
Todd, Jason 1992
Todd, Talbott 1963-64-65
Tolbert, Chris 1987-88-89-90
Tolston, Bill 1975,77-78
Toth, Louis 1928-29-30
Townes, Fay, Mgr. 1915
Tracy, Bill 1937
Tracy, Len 1923-24-25
Trego, Steve 1987
Tribble, Cliff 1956-57-58
Triplett, Pete 1942
Trosper, Dave 1975-76-77
Truman, Lee 1947-48-49
Tucci, Rich 1963-64-65
Tucker, James 1992-93-94-95
Tunstill, Jesse 1942,45,46
Turner, Herschel 1961-62-63
Turner, J.M. 1905
Turner, James D. 1894-95-96,98
Tuttle, William 1911-12-13-14

U



Harry Ulinski
Four-year letterman; All-SEC and team captain in 1949; six-year NFL veteran.

Ulinski, Harry 1946-47-48-49
Urbaniak, Cecil 1929-30-31
Urbaniak, Jim 1955-56-57

V



Jeff Van Note
Three-year letterman; UK MVP in '68; played in six Pro Bowls during 18-year NFL career.

Vance, Wendell 1949-50
VanMeter, Ben, Mgr. 1893-94
VanMeter, Dave 1969-70-71
VanMeter, Doug 1965-66-67
VanMeter, Emanuel 1924,26-27
Van Note, Jeff 1966-67-68
VanSickel, Nate 2002
Vanzant, Russell, Mgr. 1923
Vaughn, Charles 1959
Velotta, Mike 1984-85-86
Venable, Pete 1979,81
Verdonk, Bill 1994
Vires, Pete 1937-38
Vogt, John 1899-1900-01-02
Vorderbrueggen, John 1984

W



Dean Wells
Four-year letterman; UK MVP in '92; nine years in NFL.

Waddle, Beverly 1926
Wadlington, Jim 1935,37
Wagner, Harry 1932
Wagner, Sheldon, 1933-34
Wajda, Anthony, 1998-99-2000-01
Walker, Bobby 1954-55-56
Walker, Charlie Bill 1941-42,46
Walker, Craig 1990-91-92
Walker, H.L. 1907
Walker, Harry 1932-33-34
Walker, W.G. 1917,19
Wallace, D.J. 1983-84
Walter, Kit 1987
Walters, Stephan 1996-97-98
Walters, Tom 1927-28-29
Walz, Roger 1965-66
Wannamaker, Bill 1948-49-50
Ward, A.F. 1896
Ward, Chris 1993-94-95-96
Ward, Littleton 1994-95-96-97
Ward, Paul 1896
Ward, Sterling 1989-90-91-92
Warring, Leo 1968, Mgr. 1969
Wathen, C. 1921
Watkins, George C. 1910-11
Watson, Alan 1979-80-81-82
Watson, Anthony 1996
Watson, Cova, Mgr. 1921
Watts, Jason 1995-96-97
Weaver, Rufus 1893
Webb, Clayton 1948-49-50
Webb, Dick 1907,09-10
Webster, Mike 1997-98
Weihe, Jeff 1991
Weinman, Al, Mgr. 1950-51
Welch, John T. 1892
Weld, David 1967
Wells, Dean 1989-90-91-92
Wells, Emerson 1992
Wells, Patrick 2000
Wert, Charles 1925-26-27
Wesley, Lee 1996-97-98-99
Wester, Filmore 1996
Wetta, Jim 1988
Whalen Jr., James 1997-98-99
Whayne, E.C. 1897-98
Wheary, Tom 1984-85
Wheeler, Bill 1953-54-55
Wheeler, Mark 1983-84-85-86
White, Anthony 1997-98-99
White, Jamal 1998-99-2000-01
White, Jermaine 1997-98, 2000-01
White, Oliver 1982-83-84
Whittinghill, H.R., Mgr. 1902
Wiggins, Patrick 1999-2000-01
Whittinghill, R.T. 1900
Wilburn, Bill 1942
Wilburn, Butch 1984-85-86-87
Wilder, Newell 1931
Wiley, Ed 1920
Wilhelm, Jim 1917,20
Willard, Miles 1951,53
Wilkins, Tom 1984-85-86
Wilks, Dean 1987-88-89-90
Willey, Rob 2002
Williams, Billy 1977-78
Williams, Brian 1982-83-84-85
Williams, Charles, Mgr. 1940
Williams, Delon 1911
Williams, Doug 1981
Williams, Duce 1990-91-92-93
Williams, Dustin 2002
Williams, Fred 1974-75, 77-78
Williams, Howard 1928-29-30
Williams, James, Mgr. 1929
Williams, John 1898
Williams, Ken 1953
Williams, Mike 2001-02
Williams, Moe 1993-94-95
Williams, Steve 1979-80-81-82
Willim, John 1898
Willis, Gary 1990-91
Willis, Ken 1987-88-89
Willis, Steve 1980
Willoughby, Emmett 1938-39-40
Wills, W.C. 1902
Wilson, Cullen 1957-58-59
Wilson, Dick 1898, Mgr. 1901
Wilson, Earl 1977-78,80
Wilson, Felix 1977-78-79
Wilson, James M. 1906-07
Wilson, Kiyo 1993-94-95-96
Wilson, Marc 1996-97
Wilson, Murray 1906
Wilson, S.E. 1896
Wilson, W.B. 1910
Wilson, Warren 2001
Wimberly, Greg 1980
Windsor, Bob 1965-66
Winkel, Bob 1974-75-76,78
Withrow, Calvin 1964-65-66
Wixson, Bob Jr. 1969-70-71
Wodtke, Bob 1948
Wolf, Louis 1966-67-68
Wolfe, Rod 1969
Wood, Clark 1940-41-42
Wood, DeMarcus 2002
Wood, Hugh 1900,02-03-04
Wood, Kenny 1967
Woodcock, Jeff 1971-72-73
Wooddell, Harold 1949-50
Woodfork, Michael 1993-94-95-96
Woods, Greg 1973-74-75-76
Woods, John 1893-94-95
Woods, Tony 1995-96-97
Woodson, Harry 1911-12-13
Woolum, Jerry 1960-61-62
Worley, Joe 1984-85-86-87
Wright, Eric 1993-94
Wright, Floyd 1914
Wright, Ralph 1929-30-31
Wright, Rich 1957-58-59
Wunder, Alex 1997
Wurtele, Ed C. 1902
Wyatt, Randy 1993-94

Y



Walt Yowarsky
Three-year letterman; eight-year NFL veteran.

Yarano, Don 1983-84-85-86
Yarutis, Leo 1942,46-47
Yates, George 1929-30-31
Yeast, Craig 1995-96-97-98
Yost, Roger 1944-45
Young, Lee 1980
Young, Walter, Mgr. 1960
Yowarsky, Walt 1948-49-50

Z



Al Zampino
Three-year letterman; led team to 1952 Cotton Bowl; Interrupted playing career to join service.

Zampino, Al 1951,53,56
Zaranka, Ben 1947-48-49-50
Zerfoss, George 1919
Zerfoss, Karl 1913-14-15
Zerfoss, Tom 1913
Zigman, Tony 1987-88-89
Zinn, Tommy 1941
Zoeller, Dave 1938-39-40
Zurcher, Jeff 1996-97-98

All-Time Results

1881–Won 1, Lost 2

7.2	Kentucky U.	1	Lexington	Nov	12
1	Kentucky U.	2	Lexington	Nov	19
2.2	Kentucky U.	3.7	Lexington	Dec	3
10.4		6.7			

1891–Won 1, Lost 1

8	Georgetown	2	Lexington	Apr	10
#-	Kentucky U.	-	Lexington	Dec	12
0	Centre College	10	Lexington	Dec	19
8		12			

COACH: S.M. Pottinger, J.P. Selby
CAPT: John Bryan
#Game called because of injury to KU player

1892–Won 2, Lost 4, Tied 1

0	Kentucky U.	0	Lexington	Oct	29
6	Central U.	8	Richmond	Nov	5
4	Central U.	8	Lexington	Nov	12
14	Louisville A.C.	10	Louisville	Nov	19
0	V.M.I.	34	Lexington,Va.	Nov	26
6	Central U.	10	Lexington	Dec	3
10	Kentucky U.	4	Lexington	Dec	10
40		74			

COACH: Prof. A.M. Miller, John A. Thompson
CAPT: Ed Hodby

1893–Won 5, Lost 2, Tied 1

80	Georgetown	0	Lexington	Oct	14
56	Tennessee	0	Knoxville	Oct	21
4	Centre College	6	Danville	Oct	28
#28	Kentucky U.	0	Lexington	Nov	4
36	Central U.	48	Lexington	Nov	11
14	Cincinnati YMCA	4	Cincinnati	Nov	18
38	Kentucky U.	28	Lexington	Nov	25
24	Indiana	24	Lexington	Nov	30
280		110			

COACH: John A. Thompson
CAPT: Ulysses Garred
#Contest was regarded as an exhibition game. It was arranged after rain caused cancellation of scheduled games between KSC and Cincinnati YMCA and KU and Central.

1894–Won 5, Lost 2

4	Cincinnati U.	32	Cincinnati	Sept	22
40	Georgetown	6	Lexington	Oct	6
28	Miami (Ohio)	6	Lexington	Oct	13
64	Jeffersonville A.C.	0	Lexington	Oct	20
44	Kentucky U.	0	Lexington	Nov	10
0	Centre College	67	Lexington	Nov	17
38	Central U.	10	Lexington	Nov	29
218		121			

COACH: W.P. Finney
CAPT: George Carey
(Kentucky Intercollegiate League Champions)

1895–Won 4, Lost 5

10	Frankfort A.C.	0	Frankfort	Oct	5
0	Purdue	32	Lafayette	Oct	12
0	DePauw	18	Greencastle	Oct	14
6	Centre College	0	Danville	Oct	19
0	Georgetown	10	Georgetown	Oct	26
26	Kentucky U.	0	Lexington	Nov	3
6	Ohio State	8	Lexington	Nov	15
16	Louisville A.C.	10	Lexington	Nov	23
0	Centre College	16	Lexington	Nov	28
64		94			

COACH: Charles Mason
CAPT: Smith Alford

1896–Won 3, Lost 6

0	Lexington A.C.	10	Lexington	Oct	3
0	Vanderbilt	6	Nashville	Oct	10
4	Catlettsburg A.C.	6	Catlettsburg	Oct	17
36	Kentucky U.	6	Lexington	Oct	24
0	Centre College	32	Danville	Oct	31
62	Central U.	0	Lexington	Nov	7
0	Centre College	44	Lexington	Nov	14
16	Georgetown	0	Georgetown	Nov	21
4	Louisville A.C.	30	Louisville	Nov	27
122		134			

COACH: Dudley Short
CAPT: Walter Duncan

1897–Won 2, Lost 4

8	Kentucky U.	6	Lexington	Oct	2
0	Ky Wesleyan	4	Winchester	Oct	11
20	Georgetown	4	Lexington	Oct	23
0	Vanderbilt	50	Nashville	Oct	30
0	Central U.	18	Lexington	Nov	6
0	Centre College	36	Lexington	Nov	25
28		118			

COACH: Lyman B. Eaton
CAPT: Roscoe Severs

1898–Won 7, Lost 0

18	Kentucky U.	0	Lexington	Oct	1
28	Georgetown	0	Georgetown	Oct	8
59	Co.H.of 8th Mass.	0	Lexington	Oct	15
16	Louisville A.C.	0	Louisville	Oct	29
6	Centre College	0	Lexington	Nov	5
17	160th Indiana	0	Lexington	Nov	12
36	Newcastle A.C.	0	Lexington	Nov	19
180		0			

COACH: W.R. Bass
CAPT: Roscoe Severs

1899–Won 5, Lost 2, Tied 2

23	Kentucky U.	6	Lexington	Oct	7
18	Miami (Ohio)	5	Lexington	Oct	18
11	Centre College	11	Danville	Oct	21
0	Tennessee	12	Knoxville	Nov	4
0	Central U.	5	Lexington	Nov	11
34	Georgetown	0	Lexington	Nov	18
0	Washington & Lee	0	Lexington	Nov	21
6	Washington & Lee	0	Lexington	Nov	22
6	Alumni	5	Lexington	Nov	30
98		44			

COACH: W.R. Bass
CAPT: A.S. Reese

1900–Won 4, Lost 6

6	Cincinnati	20	Cincinnati	Sept	29
12	Louisville YMCA	6	Lexington	Oct	6
0	Centre College	5	Danville	Oct	13
0	All-Kentucky	5	Lexington	Oct	20
#0	Central U.	6	Lexington	Oct	27
12	Louisville YMCA	0	Louisville	Nov	3
5	Avondale	11	Lexington	Nov	10
12	Georgetown	0	Lexington	Nov	17
0	Central U.	11	Richmond	Nov	24
12	Kentucky U.	0	Lexington	Nov	29
59		64			

COACH: W.H. Kiler
CAPT: Wellington Scott
#(Forfeit)

1901–Won 2, Lost 6, Tied 1

0	Vanderbilt	22	Nashville	Oct	5
0	Cincinnati	0	Lexington	Oct	12
#17	Georgetown	0	Georgetown	Oct	19
0	Kentucky U.	27	Lexington	Oct	26
6	Avondale A.C.	17	Cincinnati	Nov	2
0	Louisville YMCA	11	Louisville	Nov	9
*0	Central U.	5	Lexington	Nov	16
0	Tennessee	5	Knoxville	Nov	23
16	Cincinnati	0	Lexington	Nov	28
39		87			

COACH: W.H. Kiler
CAPT: L.W. Martin
#(Between second teams)
*(1st year after consolidation of Central and Centre)

1902–Won 3, Lost 5, Tied 1

22	Q and C RR	0	Lexington	Sept	27
11	Miami (Ohio)	5	Lexington	Oct	4
28	Georgetown	0	Lexington	Oct	18
0	Nashville U.	11	Nashville	Oct	25
0	Mooney School	23	Murfreesboro	Oct	27
0	Central U.	15	Danville	Nov	1
0	Louisville YMCA	17	Louisville	Nov	8
6	Cincinnati	6	Lexington	Nov	15
5	Kentucky U.	6	Lexington	Nov	27
72		83			

COACH: E.N. McLeod
CAPT: John H.L. Vogt

1903–Won 7, Lost 1

39	Cynthiana	0	Lexington	Sept	25
21	Xavier	0	Lexington	Oct	3
17	Berea College	0	Lexington	Oct	10
18	K.M.I.	0	Lexington	Oct	17
47	Miami (Ohio)	0	Lexington	Oct	24
51	Georgetown	0	Lexington	Nov	2
11	Marietta	5	Lexington	Nov	7
0	Kentucky U.	17	Lexington	Nov	26
204		22			

COACH: C.A. Wright
CAPT: David Maddox

1904–Won 9, Lost 1

28	Paris A.C.	0	Lexington	Sept	30
12	Indiana	0	Bloomington	Oct	8
40	Central U.	0	Danville	Oct	12
42	Berea College	0	Lexington	Oct	15
6	Bethany (W.Va.)	0	Lexington	Oct	18
0	Cincinnati	11	Cincinnati	Oct	22
11	K.M.I.	0	Lexington	Nov	5
35	Georgetown	0	Georgetown	Nov	12
81	Central U.	0	Lexington	Nov	19
21	Kentucky U.	4	Lexington	Nov	24
276		15			

COACH: F.E. Schacht
CAPT: J. White Guyn

1905–Won 6, Lost 3, tied 1

52	Cynthiana(Indep)	0	Lexington	Sept	27
23	Catlettsburg A.C.	0	Lexington	Sept	30
0	Indiana	29	Bloomington	Oct	7
12	K.M.I.	4	Lexington	Oct	14
46	Berea College	0	Lexington	Oct	28
53	Marshall College	0	Huntington	Nov	2
0	W. Virginia	45	Morgantown	Nov	4
#12	Cumberland	0	Lexington	Nov	11
*0	St. Louis	82	St. Louis	Nov	18
11	Central U.	11	Lexington	Nov	25
209		171			

COACH: F.E. Schacht
CAPT: Bill Kemper
#(Forfeit) *(UK coach and 1st team stayed home)

1906–Won 4, Lost 3

0	Vanderbilt	28	Nashville	Oct	6
48	Eminence A.C.	0	Lexington	Oct	13
16	K.M.I.	11	Lexington	Oct	27
0	Marietta	16	Lexington	Nov	2
21	Tennessee	0	Lexington	Nov	10
19	Georgetown	0	Georgetown	Nov	24
6	Centre College	12	Lexington	Nov	29
110		67			

COACH: J. White Guyn
CAPT: Frank Paulin

1907–Won 9, Lost 1, Tied 1

17	Ky. Weslyan	0	Winchester	Sept	21
6	Winchester A.C.	0	Lexington	Sept	28
30	Lou. Manual Tr.	0	Lexington	Sept	28
0	Vanderbilt	40	Nashville	Oct	5
29	Morris-Harvey	0	Lexington	Oct	12
40	Hanover	0	Lexington	Oct	21
0	Tennessee	0	Knoxville	Nov	9
5	Maryville	2	Maryville	Nov	11
38	Georgetown	0	Lexington	Nov	16
11	Centre College	0	Lexington	Nov	28
5	Kentucky U.	0	Lexington	Dec	5
181		42			

COACH: J. White Guyn
CAPT: George Adair

1908–Won 4, Lost 3

17	Berea College	0	Lexington	Oct	10
0	Tennessee	7	Knoxville	Oct	17
18	Maryville	0	Maryville	Oct	19
0	Sewanee	12	Lexington	Oct	31
0	Michigan	62	Ann Arbor	Nov	7
12	Rose Polytechnic	0	Lexington	Nov	14
40	Centre College	0	Lexington	Nov	26
87		81			

COACH: J. White Guyn
CAPT: George Hendrickson

1909–Won 9, Lost 1

18	Ky. Wesleyan	0	Lexington	Sept	25
28	Berea College	0	Lexington	Oct	2
6	Illinois	2	Urbana	Oct	9
17	Tennessee	0	Lexington	Oct	16
6	N.C. A&M	15	Raleigh	Oct	22
43	Rose Polytechnic	0	Lexington	Oct	28
22	Georgetown	6	Georgetown	Nov	3
29	St. Mary's Col.	0	Lexington	Nov	6
77	Transylvania	0	Lexington	Nov	13
15	Centre College	6	Lexington	Nov	25
261		29			

COACH: E.R. Sweetland
CAPT: Dick Barbee

1910–Won 7, Lost 2

12	Ohio U.	0	Lexington	Sept	24
12	Maryville Col.	5	Lexington	Oct	1
11	North Carolina	0	Lexington	Oct	8
42	Ky. Wesleyan	0	Winchester	Oct	15
37	Georgetown	0	Lexington	Oct	22
10	Tulane	3	Lexington	Oct	29
10	Tennessee	0	Knoxville	Nov	5
0	St. Louis	9	St. Louis	Nov	12
6	Centre College	12	Lexington	Nov	24
140		29			

COACH: E.R. Sweetland
CAPT: Dick Webb

1911–Won 7, Lost 3

13	Maryville	0	Lexington	Sept	30
12	Morris-Harvey	0	Lexington	Oct	7
12	Miami (Ohio)	0	Oxford	Oct	14
17	Lex. High School	0	Lexington	Oct	21
0	Cincinnati	6	Lexington	Oct	28
18	Georgetown	0	Georgetown	Nov	4
0	Vanderbilt	18	Nashville	Nov	11
5	Transylvania	12	Lexington	Nov	18
8	Centre College	5	Lexington	Nov	23
12	Tennessee	0	Lexington	Nov	30
97		41			

COACH: P.P. Douglass
CAPT: Tom Earle

1912–Won 7, Lost 2

34	Maryville Col.	0	Lexington	Sept	28
13	Marshall	6	Lexington	Oct	5
8	Miami (Ohio)	13	Lexington	Oct	12
19	Cincinnati	13	Cincinnati	Oct	19
41	Louisville	0	Lexington	Oct	26
2	V.M.I.	3	Lexington	Nov	2
64	Hanover	0	Lexington	Nov	9
13	Tennessee	6	Knoxville	Nov	16
56	YMI of Cincy	0	Cincinnati	Nov	28
250		41			

COACH: E.R. Sweetland
CAPT: W.C. Harrison

1913–Won 6, Lost 2

21	Butler	7	Lexington	Sept	27
0	Illinois	21	Urbana	Oct	4
21	Ohio Northern	0	Lexington	Oct	18
27	Cincinnati	7	Lexington	Oct	25
28	Earlham	10	Lexington	Nov	1
33	Wilmington	0	Lexington	Nov	8
20	Louisville	0	Louisville	Nov	22
7	Tennessee	13	Lexington	Nov	27
157		58			

COACH: Alpha Brumage
CAPT: Herschel Scott

1914–Won 5, Lost 3

87	Wilmington	0	Lexington	Sept	26
80	Maryville	0	Lexington	Oct	3
19	Mississippi A&M	13	Lexington	Oct	17
81	Earlham	3	Lexington	Oct	24
7	Cincinnati	14	Cincinnati	Oct	31
6	Purdue	40	Lafayette	Nov	7
42	Louisville	0	Lexington	Nov	14
6	Tennessee	23	Knoxville	Nov	26
328		93			

COACH: Alpha Brumage
CAPT: Jim Park



1915–Won 6, Lost 1, Tied 1

33	Butler	0	Lexington	Oct	2
54	Earlham	13	Lexington	Oct	9
0	Mississippi A&M	12	Starkville	Oct	16
7	Sewanee	7	Lexington	Oct	23
27	Cincinnati	6	Lexington	Oct	30
15	Louisville	0	Louisville	Nov	6
7	Purdue	0	Lexington	Nov	13
6	Tennessee	0	Lexington	Nov	25
149		38			

COACH: J.J. Tigert
CAPT: Charles Schrader

1916–Won 4, Lost 1, Tied 2

39	Butler	3	Lexington	Sept	30
68	Centre College	0	Lexington	Oct	7
0	Vanderbilt	45	Lexington	Oct	14
0	Sewanee	0	Lexington	Oct	21
32	Cincinnati	0	Cincinnati	Oct	28
13	Mississippi A&M	3	Lexington	Nov	13
0	Tennessee	0	Knoxville	Nov	30
152		51			

COACH: J.J. Tigert
CAPT: Maury Crutcher

1917–Won 3, Lost 5, Tied 1

33	Butler	0	Lexington	Sept	29
19	Maryville	0	Lexington	Oct	6
0	Miami (Ohio)	0	Lexington	Oct	13
0	Vanderbilt	5	Lexington	Oct	20
0	Sewanee	7	Chattanooga	Oct	27
0	Centre College	3	Danville	Nov	3
0	Mississippi A&M	14	Starkville	Nov	10
0	Alabama	27	Lexington	Nov	17
52	Florida	0	Lexington	Nov	29
104		56			

COACH: S.A. Boles
CAPT: John Brittain

1918–Won 2, Lost 1

24	Indiana	7	Bloomington	Oct	5
0	Vanderbilt	33	Nashville	Nov	2
21	Georgetown	3	Georgetown	Nov	9
#-	Centre College	-	Lexington	Nov	30
45		43			

COACH: Andy Gill
CAPT: John G. Heber
#(Cancelled because of flu epidemic)

1919–Won 3, Lost 4, Tied 1

12	Georgetown	0	Lexington	Oct	4
0	Indiana	24	Lexington	Oct	11
0	Ohio State	49	Columbus	Oct	18
6	Sewanee	0	Sewanee	Oct	25
0	Vanderbilt	0	Lexington	Nov	1
0	Cincinnati	7	Cincinnati	Nov	8
0	Centre College	56	Danville	Nov	15
13	Tennessee	0	Lexington	Nov	27
31		136			

COACH: Andy Gill
CAPT: Tony Dishman

1920–Won 3, Lost 4, Tied 1

62	S.P.U.	0	Lexington	Oct	2
31	Maryville	0	Lexington	Oct	9
0	Miami (Ohio)	14	Oxford	Oct	16
6	Sewanee	6	Lexington	Oct	23
0	Vanderbilt	20	Nashville	Oct	30
7	Cincinnati	6	Lexington	Nov	6
0	Centre College	49	Lexington	Nov	13
7	Tennessee	14	Knoxville	Nov	25
111		109			

COACH: W.J. Juneau
CAPT: Eger Murphee

1921–Won 4, Lost 3, Tied 1

68	Ky. Wesleyan	0	Lexington	Oct	1
28	Marshall	0	Lexington	Oct	8
14	Vanderbilt	21	Lexington	Oct	15
33	Georgetown	0	Lexington	Oct	22
0	Sewanee	6	Louisville	Oct	29
0	Centre College	55	Danville	Nov	5
14	V.M.I.	7	Louisville	Nov	12
0	Tennessee	0	Lexington	Nov	24
187		89			

COACH: W.J. Juneau
CAPT: Jim Server

1922–Won 6, Lost 3

16	Marshall	0	Lexington	Sept	30
15	Cincinnati	0	Lexington	Oct	7
73	Louisville	0	Lexington	Oct	14
40	Georgetown	6	Georgetown	Oct	21
7	Sewanee	0	Lexington	Oct	28
3	Centre College	27	Lexington	Nov	4
0	Vanderbilt	9	Nashville	Nov	11
6	Alabama	0	Lexington	Nov	18
7	Tennessee	14	Knoxville	Nov	30
167		56			

COACH: W.J. Juneau
CAPT: Birkett Pribble

1923–Won 4, Lost 3, Tied 2

41	Marshall	0	Lexington	Sept	29
14	Cincinnati	0	Cincinnati	Oct	6
6	Wash. & Lee	6	Lexington	Oct	13
28	Maryville	0	Lexington	Oct	20
35	Georgetown	0	Lexington	Oct	27
0	Centre College	10	Danville	Nov	3
8	Alabama	16	Tuscaloosa	Nov	10
3	Georgia Tech	3	Atlanta	Nov	17
0	Tennessee	18	Lexington	Nov	29
135		53			

COACH: J.J. Winn
CAPT: Dell Ramsey

1924–Won 4, Lost 5

29	Louisville	0	Lexington	Oct	4
42	Georgetown	0	Lexington	Oct	11
7	Wash. & Lee	10	Lexington	Oct	18
7	Sewanee	0	Lexington	Oct	25
0	Centre College	7	Lexington	Nov	1
7	Alabama	42	Tuscaloosa	Nov	8
3	V.M.I.	10	Lexington	Nov	15
27	Tennessee	6	Knoxville	Nov	27
7	W. Va. Wesleyan	24	Charleston	Dec	6
129		99			

COACH: Fred J. Murphy
CAPT: Curtis Sanders

1925–Won 6, Lost 3

13	Maryville	6	Lexington	Sept	26
0	Chicago	9	Chicago	Oct	3
19	Clemson	6	Lexington	Oct	10
0	Wash. & Lee	25	Lexington	Oct	17
14	Sewanee	0	Lexington	Oct	24
16	Centre College	0	Danville	Oct	31
0	Alabama	31	Birmingham	Nov	4
7	V.M.I.	0	Charleston	Nov	14
23	Tennessee	20	Lexington	Nov	26
92		97			

COACH: Fred J. Murphy
CAPT: Ab Kirwan

1926–Won 2, Lost 6, Tied 1

25	Maryville	0	Lexington	Oct	2
6	Indiana	14	Bloomington	Oct	9
13	Wash. & Lee	14	Lexington	Oct	16
18	Florida	13	Jacksonville	Oct	23
13	Va. Tech	13	Lexington	Oct	30
0	Alabama	14	Birmingham	Nov	6
9	V.M.I.	10	Charleston	Nov	13
0	Centre College	7	Lexington	Nov	20
0	Tennessee	6	Knoxville	Nov	25
84		91			

COACH: Fred J. Murphy
CAPT: Frank Smith

1927–Won 3, Lost 6, Tied 1

6	Maryville	6	Lexington	Sept	24
0	Indiana	21	Lexington	Oct	1
13	Ky. Wesleyan	7	Lexington	Oct	8
6	Florida	27	Jacksonville	Oct	15
0	Wash. & Lee	25	Lexington	Oct	22
6	Vanderbilt	34	Nashville	Oct	29
6	Alabama	21	Birmingham	Nov	5
25	V.M.I.	0	Charleston	Nov	12
53	Centre College	0	Danville	Nov	19
0	Tennessee	20	Lexington	Nov	24
115		161			

COACH: Harry Gamage
CAPT: Charles Wert

1928–Won 4, Lost 3, Tied 1

61	Carson-Newman	0	Lexington	Oct	6
6	Wash. & Lee	0	Lexington	Oct	13
0	Northwestern	7	Evanston	Oct	20
8	Centre College	0	Lexington	Oct	27
7	Vanderbilt	14	Nashville	Nov	3
0	Alabama	14	Montgomery	Nov	10
18	V.M.I.	6	Lexington	Nov	17
0	Tennessee	0	Knoxville	Nov	29
100		41			

COACH: Harry Gamage
CAPT: Claire Dees

1929–Won 6, Lost 1, Tied 1

40	Maryville*	0	Lexington	Oct	5
20	Wash. & Lee	6	Lexington	Oct	12
58	Carson-Newman	0	Lexington	Oct	19
33	Centre College	0	Danville	Oct	26
44	Clemson	6	Lexington	Nov	2
13	Alabama	24	Montgomery	Nov	9
23	V.M.I.	12	Lex. Va.	Nov	16
6	Tennessee	6	Lexington	Nov	28
237		54			

COACH: Harry Gamage
CAPT: Ed Covington

1930–Won 5, Lost 3

37	Sewanee*	0	Lexington	Oct	4
57	Maryville	0	Lexington	Oct	11
33	Wash. & Lee	14	Lexington	Oct	18
47	Virginia	0	Lexington	Oct	25
0	Alabama	19	Lexington	Nov	1
7	Duke	14	Durham	Nov	8
26	V.M.I.	0	Lexington	Nov	15
0	Tennessee	8	Knoxville	Nov	27
207		55			

COACH: Harry Gamage
CAPT: L.G. Forquer

1931–Won 5, Lost 2, Tied 2

19	Maryville	0	Lexington	Oct	3
45	Wash. & Lee	0	Lexington	Oct	10
6	Maryland	6	College Park	Oct	17
20	Virginia Tech	6	Lexington	Oct	24
7	Alabama	9	Tuscaloosa	Oct	31
0	Duke	7	Lexington	Nov	7
20	V.M.I.	12	Lex. Va.	Nov	14
6	Tennessee	6	Lexington	Nov	26
7	Florida	2	Jacks'ville	Dec	5
130		52			

COACH: Harry Gamage
CAPT: Ralph Wright

1932–Won 4, Lost 5

23	V.M.I.	0	Lexington	Sept	24
18	Sewanee	0	Lexington	Oct	1
12	Georgia Tech	6	Atlanta	Oct	8
53	Wash. & Lee	7	Lexington	Oct	15
0	Virginia Tech	7	Blacksburg	Oct	22
7	Alabama	12	Lexington	Oct	29
0	Duke	13	Durham	Nov	5
3	Tulane	6	Lexington	Nov	12
0	Tennessee	26	Knoxville	Nov	24
116		77			

COACH: Harry Gamage
CAPT: Bud Davidson

1933–Won 5, Lost 5

46	Maryville	2	Lexington	Sept	23
7	Sewanee	0	Lexington	Sept	30
7	Georgia Tech	6	Lexington	Oct	7
3	Cincinnati	0	Cincinnati	Oct	14
0	Wash. & Lee	7	Roanoke	Oct	21
7	Duke	14	Lexington	Oct	28
0	Alabama	20	Birmingham	Nov	4
21	V.M.I.	6	Lexington	Nov	11
0	Tulane	34	New Orleans	Nov	18
0	Tennessee	27	Lexington	Nov	30
91		116			

COACH: Harry Gamage
CAPT: Howard Kreuter

1934–Won 5, Lost 5

26	Maryville	0	Lexington	Sept	22
0	Wash. & Lee	7	Lexington	Sept	29
27	Cincinnati	0	Cincinnati	Oct	6
7	Clemson	0	Lexington	Oct	13
0	N. Carolina	6	Chapel Hill	Oct	20
9	Auburn	0	Lexington	Oct	27
14	Alabama	34	Lexington	Nov	3
33	Southwestern	0	Memphis	Nov	10
7	Tulane	20	Lexington	Nov	17
0	Tennessee	19	Knoxville	Nov	29
123		86			

COACH: C.A. Wynne
CAPT: Joe Rupert

1935–Won 5, Lost 4

60	Maryville	0	Lexington	Sept	21
21	Xavier (Ohio)*	7	Cincinnati	Sept	27
6	Ohio State	19	Columbus	Oct	5
25	Georgia Tech	6	Lexington	Oct	12
0	Auburn	23	Montgomery	Oct	19
0	Alabama	13	Birmingham	Nov	2
15	Florida	6	Lexington	Nov.	9
13	Tulane	20	New Orleans	Nov	16
27	Tennessee	0	Lexington	Nov	28
152		88			

COACH: C.A. Wynne
CAPT: Jim Long

1936–Won 6, Lost 4

54	Maryville	3	Lexington	Sept	19
21	Xavier (Ohio)*	0	Cincinnati	Sept	25
38	V.M.I.	0	Lexington	Oct	3
0	Georgia Tech	34	Atlanta	Oct	10
39	Wash. & Lee	7	Lex. Va.	Oct	17
7	Florida	0	Lexington	Oct	24
0	Alabama	14	Lexington	Oct	31
7	Manhattan	13	N.Y. City	Nov	7
7	Clemson	6	Lexington	Nov	14
6	Tennessee	7	Knoxville	Nov	26
179		84			

COACH: C.A. Wynne
CAPT: Stan Nevers

1937–Won 4, Lost 6

0	Vanderbilt	12	Nashville	Sept	25
6	Xavier (Ohio)	0	Cincinnati	Oct	2
0	Georgia Tech	32	Lexington	Oct	9
41	Wash. & Lee	6	Lexington	Oct	16
19	Manhattan	0	Lexington	Oct	23
0	Alabama	41	Tuscaloosa	Oct	30
27	South Carolina	7	Lexington	Nov	6
0	Boston College	13	Boston	Nov	13
0	Tennessee	13	Lexington	Nov	25
0	Florida	6	Gainesville	Dec	4
93		130			

COACH: C.A. Wynne
CAPT: Joe Hagan

1938–Won 2, Lost 7

46	Maryville	7	Lexington	Sept	24
66	Oglethorpe	0	Lexington	Oct	1
7	Vanderbilt	14	Lexington	Oct	8
0	Wash. & Lee	8	Lexington	Oct	15
7	Xavier (Ohio)	26	Cincinnati	Oct	22
6	Alabama	26	Lexington	Oct	29
18	Georgia Tech	19	Atlanta	Nov	5
0	Clemson	14	Lexington	Nov	12
0	Tennessee	46	Knoxville	Nov	24
150		160			

COACH: A.D. Kirwan
CAPT: John S. Hinkebein

1939–Won 6, Lost 2, Tied 1

21	V.M.I.	0	Lexington	Sept	30
21	Vanderbilt	13	Nashville	Oct	7
59	Ogelthorpe	0	Lexington	Oct	14
13	Georgia	6	Louisville	Oct	21
21	Xavier (Ohio)	0	Cincinnati	Oct	28
7	Alabama	7	Birmingham	Nov	4
6	Georgia Tech	13	Atlanta	Nov	11
13	West Virginia	6	Lexington	Nov	18
0	Tennessee	19	Lexington	Nov	30
161		64			

COACH: A.D. Kirwan
CAPT: Joe Shepherd

1940–Won 5, Lost 3, Tied 2

59	Baldwin-Wallace	7	Lexington	Sept	21
13	Xavier (Ohio)	0	Cincinnati	Sept	27
47	Wash. & Lee	12	Lexington	Oct	5
7	Vanderbilt	7	Nashville	Oct	12
24	Geo. Washington	0	Lexington	Oct	19
7	Georgia	7	Athens	Oct	26
0	Alabama	25	Lexington	Nov	2
26	Georgia Tech	7	Louisville	Nov	9
7	West Virginia	9	Morgantown	Nov	16
0	Tennessee	33	Knoxville	Nov	23
190		107			

COACH: A.D. Kirwan
CAPT: John Eibner

1941–Won 5, Lost 4

37	Virginia Tech	14	Louisville	Sept	27
7	Wash. & Lee	0	Lex. Va.	Oct	4
15	Vanderbilt	39	Lexington	Oct	11
21	Xavier (Ohio)	6	Cincinnati	Oct	18
18	West Virginia	6	Lexington	Oct	25
0	Alabama	30	Tuscaloosa	Nov	1
13	Georgia Tech	20	Atlanta	Nov	8
33	Southwestern	19	Lexington	Nov	15
7	Tennessee	20	Lexington	Nov	22
151		203			

COACH: A.D. Kirwan
CAPT: None

1942–Won 3, Lost 6, Tied 1

6	Georgia	7	Louisville	Sept	19
35	Xavier (Ohio)	19	Cincinnati	Sept	25
53	Wash. & Lee	0	Lexington	Oct	3
6	Vanderbilt	7	Lexington	Oct	10
21	Virginia Tech	21	Roanoke	Oct	17
0	Alabama	14	Lexington	Oct	24
27	Geo. Washington	6	Wash. D.C.	Oct	30
7	Georgia Tech	47	Atlanta	Nov	7
0	West Virginia	7	Lexington	Nov	14
0	Tennessee	26	Knoxville	Nov	21
155		154			

COACH: A.D. Kirwan
CAPT: Charles Walker

1943–NO TEAM (War Year)



1950 SEC Champions, Sugar Bowl Champions, National Champions (Sagarin Ratings)

1944–Won 3, Lost 6

27	Mississippi*	7	Lexington	Sept	23
13	Tennessee	26	Knoxville	Sept	30
0	Michigan State	2	Lexington	Oct	7
12	Georgia	13	Athens	Oct	13
26	V.M.I.	2	Lexington	Oct	20
0	Alabama	41	Montgomery	Oct	27
0	Mississippi St.	26	Memphis	Nov	4
40	West Virginia	9	Lexington	Nov	12
7	Tennessee	21	Lexington	Nov	25
125		147			

COACH: A.D. Kirwan
CAPT: Jim Little

1945–Won 2, Lost 8

7	Mississippi	21	Memphis	Sept	21
13	Cincinnati	7	Lexington	Sept	29
6	Michigan State	7	E. Lansing	Oct	6
6	Georgia	48	Lexington	Oct	13
6	Vanderbilt	19	Nashville	Oct	20
7	Cincinnati	16	Cincinnati	Oct	27
19	Alabama	60	Louisville	Nov	3
19	West Virginia	6	Morgantown	Nov	10
13	Marquette	19	Lexington	Nov	17
0	Tennessee	14	Lexington	Nov	24
96		217			

COACH: Bernie Shively
CAPT: Roger Yost

1946–Won 7, Lost 3

20	Mississippi*	7	Lexington	Sept	21
26	Cincinnati	7	Cincinnati	Sept	28
70	Xavier (Ohio)*	0	Lexington	Oct	5
13	Georgia	28	Athens	Oct	11
10	Vanderbilt	7	Lexington	Oct	19
7	Alabama	21	Montgomery	Oct	26
39	Michigan State	14	Lexington	Nov	2
35	Marquette	0	Milwaukee	Nov	9
13	West Virginia	0	Lexington	Nov	16
0	Tennessee	7	Knoxville	Nov	23
233		91			

COACH: Paul Bryant
CAPT: Phil Cutchin

1947–Won 8, Lost 3

7	Mississippi	14	Oxford	Sept	20
20	Cincinnati*	0	Lexington	Sept	27
20	Xavier (Ohio)*	7	Cincinnati	Oct	4
26	Georgia*	0	Lexington	Oct	11
14	Vanderbilt	0	Nashville	Oct	18
7	Michigan State	6	E. Lansing	Oct	25
0	Alabama	13	Lexington	Nov	1
15	West Virginia	6	Morgantown	Nov	8
36	Evansville	0	Lexington	Nov	15
6	Tennessee	13	Lexington	Nov	22
	GREAT LAKES BOWL				
24	Villanova	14	Cleveland	Dec	6
175		73			

COACH: Paul Bryant
CAPT: Bill Moseley

1948–Won 5, Lost 3, Tied 2

48	Xavier (Ohio)*	7	Lexington	Sept	25
7	Mississippi*	20	Lexington	Oct	2
12	Georgia	35	Athens	Oct	9
7	Vanderbilt	26	Lexington	Oct	16
25	Marquette	0	Milwaukee	Oct	23
28	Cincinnati	7	Cincinnati	Oct	30
13	Villanova	13	Lexington	Nov	6
34	Florida	15	Lexington	Nov	13
0	Tennessee	0	Knoxville	Nov	20
25	Miami (Fla)*	5	Miami	Nov	26
199		128			

COACH: Paul Bryant
CAPT: George Blanda

1949–Won 9, Lost 3

71	Miss. Southern*	7	Lexington	Sept	17
19	LSU*	0	Baton Rouge	Sept	24
47	Mississippi	0	Oxford	Oct	1
25	Georgia*	0	Lexington	Oct	8
44	The Citadel*	0	Lexington	Oct	15
7	SMU	20	Dallas	Oct	22
14	Cincinnati	7	Lexington	Oct	29
21	Xavier (Ohio)	7	Cincinnati	Nov	5
35	Florida*	0	Tampa	Nov	12
0	Tennessee	6	Lexington	Nov	19
21	Miami (Fla)*	6	Miami	Nov	25
	ORANGE BOWL				
13	Santa Clara	21	Miami	Jan	2
317		74			

COACH: Paul Bryant
CAPT: Harry Ulinski, Dick Holway

1950–Won 11, Lost 1

25	North Texas St.*	0	Lexington	Sept	16
14	LSU*	0	Lexington	Sept	23
27	Mississippi*	0	Lexington	Sept	30
40	Dayton*	0	Lexington	Oct	7
41	Cincinnati*	7	Lexington	Oct	14
34	Villanova	7	Philadelphia	Oct	21
28	Georgia Tech	14	Atlanta	Oct	28
40	Florida	6	Lexington	Nov	4
48	Miss. State	21	Starkville	Nov	11
83	North Dakota	0	Lexington	Nov	18
0	Tennessee	7	Knoxville	Nov	25
	SEC CHAMPIONS				
	SUGAR BOWL				
13	Oklahoma	7	New Orleans	Jan	1
393		69			

COACH: Paul Bryant
CAPTS: Bob Gain, Wilbur Jamerson

1951–Won 8, Lost 4

72	Tennessee Tech	13	Lexington	Sept	15
6	Texas	7	Austin	Sept	22
17	Mississippi	21	Oxford	Sept	29
7	Georgia Tech	13	Lexington	Oct	6
27	Miss. State*	0	Lexington	Oct	13
35	Villanova*	13	Lexington	Oct	20
14	Florida	6	Gainesville	Oct	27
32	Miami (Fla)	0	Lexington	Nov	3
37	Tulane	0	New Orleans	Nov	10
47	Geo. Washington	13	Lexington	Nov	17
0	Tennessee	28	Lexington	Nov	24
	COTTON BOWL				
20	Texas Christian	7	Dallas	Jan	1
314		121			

COACH: Paul Bryant
CAPTS: Vito Parilli, Doug Moseley



1952–Won 5, Lost 4, Tied 2

6	Villanova*	25	Lexington	Sept	20
13	Mississippi	13	Lexington	Sept	27
10	Texas A&M*	7	College Sta.	Oct	4
7	LSU	34	Lexington	Oct	11
14	Miss. State	27	Starkville	Oct	18
14	Cincinnati	6	Cincinnati	Oct	25
29	Miami (Fla)*	0	Miami	Oct	31
27	Tulane	6	Lexington	Nov	8
27	Clemson	14	Lexington	Nov	15
14	Tennessee	14	Knoxville	Nov	22
0	Florida	27	Gainesville	Dec	6
161		173			

COACH: Paul Bryant
CAPT: John Griggs

1953–Won 7, Lost 2, Tied 1

6	Texas A&M*	7	Lexington	Sept	19
6	Mississippi	22	Oxford	Sept	26
26	Florida*	13	Lexington	Oct	3
6	LSU*	6	Baton Rouge	Oct	10
32	Miss. State*	13	Lexington	Oct	17
19	Villanova*	0	Lexington	Oct	24
19	Rice*	13	Houston	Oct	31
40	Vanderbilt	14	Nashville	Nov	7
20	Memphis State	7	Lexington	Nov	14
27	Tennessee	21	Lexington	Nov	21
201		116			

COACH: Paul Bryant
CAPTS: Ray Correll, Tommy Adkins

1954–Won 7, Lost 3

0	Maryland	20	Lexington	Sept	18
9	Mississippi	28	Memphis	Sept	25
7	LSU*	6	Lexington	Oct	2
21	Auburn*	14	Lexington	Oct	9
7	Florida	21	Gainesville	Oct	16
13	Georgia Tech	6	Atlanta	Oct	23
28	Villanova	3	Lexington	Oct	30
19	Vanderbilt	7	Lexington	Nov	6
33	Memphis State	7	Lexington	Nov	13
14	Tennessee	13	Knoxville	Nov	20
151		125			

COACH: Blanton Collier
CAPTS: Harry Kirk, Joe Koch

1955–Won 6, Lost 3, Tied 1

7	LSU*	19	Baton Rouge	Sept	17
21	Mississippi*	14	Lexington	Sept	24
28	Villanova*	0	Lexington	Oct	1
14	Auburn	14	Birmingham	Oct	8
14	Miss. State*	20	Lexington	Oct	15
10	Florida*	7	Lexington	Oct	22
20	Rice	16	Lexington	Oct	29
0	Vanderbilt	34	Nashville	Nov	5
41	Memphis State	7	Lexington	Nov	12
23	Tennessee	0	Lexington	Nov	19
185		117			

COACH: Blanton Collier
CAPTS: Bob Hardy, Howard Schnellenberger

1956–Won 6, Lost 4

6	Georgia Tech	14	Lexington	Sept	22
7	Mississippi	37	Memphis	Sept	29
17	Florida	8	Gainesville	Oct	6
0	Auburn*	13	Lexington	Oct	13
14	LSU*	0	Lexington	Oct	20
14	Georgia	7	Athens	Oct	27
14	Maryland	0	College Park	Nov	3
7	Vanderbilt	6	Lexington	Nov	10
33	Xavier (Ohio)	0	Lexington	Nov	17
7	Tennessee	20	Knoxville	Nov	24
119		105			

COACH: Blanton Collier
CAPTS: Dave Kuhn, Roger Pack

1957–Won 3, Lost 7

0	Georgia Tech	13	Atlanta	Sept	21
0	Mississippi*	15	Lexington	Sept	28
7	Florida*	14	Lexington	Oct	5
0	Auburn	6	Auburn	Oct	12
0	LSU*	21	Baton Rouge	Oct	19
14	Georgia*	33	Lexington	Oct	26
53	Memphis State	7	Lexington	Nov	2
7	Vanderbilt	12	Nashville	Nov	9
27	Xavier (Ohio)	0	Lexington	Nov	16
20	Tennessee	6	Lexington	Nov	23
128		127			

COACH: Blanton Collier
CAPTS: Bob Collier, Kenny Robertson

1958–Won 5, Lost 4, Tied 1

51	Hawaii*	0	Louisville	Sept	13
13	Georgia Tech*	0	Lexington	Sept	20
6	Mississippi	27	Memphis	Sept	27
0	Auburn*	8	Lexington	Oct	11
7	LSU*	32	Baton Rouge	Oct	18
0	Georgia	28	Athens	Oct	25
33	Miss. State	12	Lexington	Nov	1
0	Vanderbilt	0	Lexington	Nov	8
20	Xavier (Ohio)	6	Lexington	Nov	15
6	Tennessee	2	Knoxville	Nov	22
136		115			

COACH: Blanton Collier
CAPTS: Bob Lindon, Doug Shively

1959–Won 4, Lost 6

12	Georgia Tech*	14	Lexington	Sept	19
0	Mississippi*	16	Lexington	Sept	26
32	Detroit*	7	Detroit	Oct	2
0	Auburn	33	Auburn	Oct	10
0	LSU*	9	Lexington	Oct	17
7	Georgia*	14	Lexington	Oct	24
22	Miami (Fla)*	3	Miami	Oct	30
6	Vanderbilt	11	Nashville	Nov	7
41	Xavier (Ohio)	0	Lexington	Nov	14
20	Tennessee	0	Lexington	Nov	21
140		157			

COACH: Blanton Collier
CAPTS: Glenn Shaw, Cullen Wilson

1960–Won 5, Lost 4, Tied 1

13	Georgia Tech	23	Atlanta	Sept	17
6	Mississippi*	21	Memphis	Sept	24
7	Auburn*	10	Lexington	Oct	1
55	Marshall*	0	Lexington	Oct	8
3	LSU*	0	Lexington	Oct	15
13	Georgia*	17	Lexington	Oct	22
23	Florida State	0	Tallahassee	Oct	29
27	Vanderbilt	0	Lexington	Nov	5
49	Xavier (Ohio)	0	Lexington	Nov 12	
10	Tennessee	10	Knoxville	Nov 19	
206		81			

COACH: Blanton Collier
CAPTS: Jerry Eisaman, Lloyd Hodge

1961–Won 5, Lost 5

7	Miami (Fla)*	14	Lexington	Sept	23
6	Mississippi*	20	Lexington	Sept	30
14	Auburn	12	Auburn	Oct	7
21	Kansas State*	8	Lexington	Oct	14
14	LSU*	24	Baton Rouge	Oct	21
15	Georgia	16	Athens	Oct	28
20	Florida State	0	Lexington	Nov	4
16	Vanderbilt	3	Nashville	Nov	11
9	Xavier (Ohio)	0	Lexington	Nov	18
16	Tennessee	26	Lexington	Nov	25
138		123			

COACH: Blanton Collier
CAPT: Irv Goode

1962–Won 3, Lost 5, Tied 2

0	Florida State*	0	Lexington	Sept	22
0	Mississippi*	14	Jackson	Sept	29
6	Auburn*	16	Lexington	Oct	6
27	Detroit*	8	Detroit	Oct	12
0	LSU*	7	Lexington	Oct	20
7	Georgia	7	Athens	Oct	27
17	Miami (Fla).	25	Miami	Nov	2
7	Vanderbilt	0	Lexington	Nov	10
9	Xavier	14	Lexington	Nov	17
12	Tennessee	10	Knoxville	Nov	24
85		101			

COACH: Charlie Bradshaw
CAPT: Tommy Simpson

1963–Won 3, Lost 6, Tied 1

33	Virginia Tech*	14	Lexington	Sept	21
7	Mississippi*	31	Lexington	Sept	28
13	Auburn	14	Auburn	Oct	5
35	Detroit*	18	Lexington	Oct	12
7	LSU*	28	Baton Rouge	Oct	19
14	Georgia	17	Lexington	Oct	26
14	Miami (Fla)	20	Lexington	Nov	2
0	Vanderbilt	0	Nashville	Nov	9
19	Baylor	7	Waco	Nov	16
0	Tennessee	19	Lexington	Nov	23
142		168			

COACH: Charlie Bradshaw
CAPT: Darrell Cox

1964–Won 5, Lost 5

13	Detroit*	6	Lexington	Sept	19
27	Mississippi	21	Jackson	Sept	26
20	Auburn*	0	Lexington	Oct	3
6	Florida State	48	Tallahassee	Oct	10
7	LSU*	27	Lexington	Oct	17
7	Georgia	21	Athens	Oct	24
21	West Virginia	26	Morgantown	Oct	31
22	Vanderbilt	21	Lexington	Nov	7
15	Baylor	17	Lexington	Nov	14
12	Tennessee	7	Knoxville	Nov	21
150		194			

COACH: Charlie Bradshaw
CAPTS: Jim Foley, Bill Jenkins

1965–Won 6, Lost 4

7	Missouri	0	Columbia	Sept	18
16	Mississippi*	7	Lexington	Sept	25
18	Auburn	23	Auburn	Oct	2
26	Florida State*	24	Lexington	Oct	9
21	LSU*	31	Baton Rouge	Oct	16
28	Georgia*	10	Lexington	Oct	23
28	West Virginia	8	Lexington	Oct	30
34	Vanderbilt	0	Nashville	Nov	6
21	Houston*	38	Houston	Nov	13
3	Tennessee	19	Lexington	Nov	20
202		160			

COACH: Charlie Bradshaw
CAPTS: Rick Norton, Sam Ball

1966–Won 3, Lost 6, Tied 1

10	North Carolina*	0	Lexington	Sept	17
0	Mississippi*	17	Jackson	Sept	24
17	Auburn*	7	Lexington	Oct	1
0	Virginia Tech*	7	Lexington	Oct	8
0	LSU*	30	Lexington	Oct	15
15	Georgia	27	Athens	Oct	22
14	West Virginia	14	Morgantown	Oct	29
14	Vanderbilt	10	Lexington	Nov	5
18	Houston	56	Lexington	Nov	12
19	Tennessee	28	Knoxville	Nov	19
107		196			

COACH: Charlie Bradshaw
CAPTS: Rich Machel, Larry Seiple

1967–Won 2, Lost 8

10	Indiana	12	Bloomington	Sept	23
13	Mississippi	26	Lexington	Sept	30
7	Auburn	48	Auburn	Oct	7
14	Virginia Tech*	24	Lexington	Oct	14
7	LSU*	30	Baton Rouge	Oct	21
7	Georgia*	31	Lexington	Oct	28
22	West Virginia	7	Lexington	Nov	4
12	Vanderbilt	7	Nashville	Nov	11
12	Florida	28	Gainesville	Nov	18
7	Tennessee	17	Lexington	Nov	25
111		230			

COACH: Charlie Bradshaw
CAPTS: Kerry Curling, Doug Van Meter

1968–Won 3, Lost 7

12	Missouri	6	Lexington	Sept	21
14	Mississippi	30	Jackson	Sept	28
7	Auburn*	26	Lexington	Oct	5
35	Oregon State*	34	Lexington	Oct	12
3	LSU*	13	Baton Rouge	Oct	19
14	Georgia*	35	Lexington	Oct	26
35	West Virginia	16	Morgantown	Nov	2
0	Vanderbilt	6	Lexington	Nov	9
14	Florida	16	Lexington	Nov	16
7	Tennessee	24	Knoxville	Nov	23
141		206			

COACH: Charlie Bradshaw
CAPTS: Jeff Van Note, Dennis Drinnen

1969–Won 2, Lost 8

30	Indiana	58	Lexington	Sept	20
10	Mississippi*	9	Lexington	Sept	27
3	Auburn	44	Auburn	Oct	4
7	Virginia Tech	6	Blacksburg	Oct	11
10	LSU*	37	Lexington	Oct	18
0	Georgia	30	Athens	Oct	25
6	West Virginia	7	Lexington	Nov	1
6	Vanderbilt	42	Nashville	Nov	8
6	Florida	31	Gainesville	Nov	15
26	Tennessee	31	Lexington	Nov	22
104		295			

COACH: John Ray
CAPTS: Wilbur Hackett, Bill Duke

1970–Won 2, Lost 9

10	North Carolina	20	Chapel Hill	Sept	12
16	Kansas State	3	Lexington	Sept	19
17	Mississippi	20	Jackson	Sept	26
15	Auburn	33	Lexington	Oct	3
6	Utah State*	35	Lexington	Oct	10
7	LSU*	14	Baton Rouge	Oct	17
3	Georgia*	19	Lexington	Oct	24
27	N.C. State	2	Lexington	Oct	31
17	Vanderbilt	18	Lexington	Nov	7
13	Florida	24	Tampa	Nov	14
0	Tennessee	45	Knoxville	Nov	21
131		233			

COACH: John Ray
CAPTS: Game Captains

1971–Won 3, Lost 8

13	Clemson	10	Clemson	Sept	11
8	Indiana	26	Bloomington	Sept	18
20	Mississippi	34	Lexington	Sept	25
6	Auburn	38	Auburn	Oct	2
6	Ohio Univ.*	35	Lexington	Oct	9
13	LSU*	17	Lexington	Oct	16
0	Georgia	34	Athens	Oct	23
33	Virginia Tech	27	Lexington	Oct	30
14	Vanderbilt	7	Nashville	Nov	6
24	Florida	35	Gainesville	Nov	13
7	Tennessee	21	Lexington	Nov	20
144		284			

COACH: John Ray
CAPTS: Dan Neal, Joe Federspiel



1976 SEC Champions, Peach Bowl Champions

1972–Won 3, Lost 8

25	Villanova	7	Lexington	Sept	16
0	Alabama*	35	Birmingham	Sept	23
34	Indiana	35	Lexington	Sept	30
17	Miss. State*	13	Lexington	Oct	7
20	North Carolina	31	Chapel Hill	Oct	14
0	LSU*	10	Baton Rouge	Oct	21
7	Georgia	13	Lexington	Oct	28
7	Tulane*	18	New Orleans	Nov	4
14	Vanderbilt	13	Lexington	Nov	11
0	Florida	40	Gainesville	Nov	18
7	Tennessee	17	Knoxville	Nov	25
131		232			

COACH: John Ray
CAPTS: Dan Neal, Earl Swindle

1973–Won 5, Lost 6

31	Virginia Tech	26	Lexington	Sept	15
14	Alabama	28	Lexington	Sept	22
3	Indiana	17	Bloomington	Sept	29
42	Miss. St.*	14	Jackson	Oct	6
10	North Carolina*	16	Lexington	Oct	13
21	LSU*	28	Baton Rouge	Oct	20
12	Georgia	7	Athens	Oct	27
34	Tulane	7	Lexington	Nov	3
27	Vanderbilt	17	Nashville	Nov	10
18	Florida	20	Gainesville	Nov	17
14	Tennessee	16	Lexington	Nov	24
226		196			

COACH: Fran Curci
CAPTS: Ray Barga, Frank LeMaster

1974–Won 6, Lost 5

38	Virginia Tech	7	Blacksburg	Sept	14
3	West Virginia	16	Morgantown	Sept	21
28	Indiana	22	Lexington	Sept	28
10	Miami (Ohio)*	14	Lexington	Oct	5
13	Auburn	31	Auburn	Oct	12
20	LSU*	13	Lexington	Oct	19
20	Georgia*	24	Lexington	Oct	26
30	Tulane*	7	New Orleans	Nov	2
38	Vanderbilt	12	Lexington	Nov	9
41	Florida	24	Lexington	Nov	16
7	Tennessee	24	Knoxville	Nov	23
248		194			

COACH: Fran Curci
CAPTS: Mike Fanuzzi, Tom Ehlers

1975–Won 2, Lost 8, Tied 1

27	Virginia Tech	8	Lexington	Sept	13
10	Kansas	14	Lexington	Sept	20
10	Maryland	10	Lexington	Sept	27
3	Penn State	10	Univ. Park	Oct	4
9	Auburn*	15	Lexington	Oct	11
14	LSU*	17	Baton Rouge	Oct	18
13	Georgia	21	Athens	Oct	25
23	Tulane	10	Lexington	Nov	1
3	Vanderbilt	13	Nashville	Nov	8
7	Florida	48	Gainesville	Nov	15
13	Tennessee	17	Lexington	Nov	22
132		183			

COACH: Fran Curci
CAPTS: Wally Pesuit, Tom Ranieri

1976–Won 9, Lost 3

38	Oregon State	13	Lexington	Sept	11
16	Kansas	37	Lawrence	Sept	18
14	West Virginia	10	Lexington	Sept	25
22	Penn State	6	Lexington	Oct	2
F-1	Miss. State	0	Jackson	Oct	9
21	LSU*	7	Lexington	Oct	16
7	Georgia*	31	Lexington	Oct	23
14	Maryland	24	College Park	Oct	30
14	Vanderbilt	0	Lexington	Nov	6
28	Florida	9	Lexington	Nov	13
7	Tennessee	0	Knoxville	Nov	20
	SEC CHAMPIONS				
	PEACH BOWL				
21	North Carolina	0	Atlanta	Dec	31
203		137			

COACH: Fran Curci
CAPTS: Game Captains

1977–Won 10, Lost 1

10	North Carolina	7	Lexington	Sept	10
6	Baylor	21	Waco	Sept	17
28	West Virginia	13	Lexington	Sept	24
24	Penn State	20	Univ. Park	Oct	1
23	Miss. State*	7	Lexington	Oct	8
33	LSU*	13	Baton Rouge	Oct	15
33	Georgia	0	Athens	Oct	22
32	Virginia Tech*	0	Lexington	Oct	29
28	Vanderbilt	6	Nashville	Nov	5
14	Florida	7	Gainesville	Nov	12
21	Tennessee	17	Lexington	Nov	19
252		111			

COACH: Fran Curci
CAPTS: Game Captains

1978–Won 4, Lost 6, Tied 1

14	South Carolina*	14	Columbia	Sept	16
25	Baylor	21	Lexington	Sept	23
3	Maryland	20	Coll. Park	Sept	30
0	Penn State*	30	Lexington	Oct	7
24	Mississippi	17	Oxford	Oct	14
0	LSU*	21	Lexington	Oct	21
16	Georgia*	17	Lexington	Oct	28
28	Virginia Tech	0	Blacksburg	Nov	4
53	Vanderbilt	2	Lexington	Nov	11
16	Florida	18	Lexington	Nov	18
14	Tennessee	29	Knoxville	Nov	25
193		189			

COACH: Fran Curci
CAPTS: Game Captains

1979–Won 5, Lost 6

14	Miami (Ohio)	15	Lexington	Sept	15
10	Indiana	18	Bloomington	Sept	22
14	Maryland	7	Lexington	Sept	29
6	West Virginia	10	Morgantown	Oct	6
14	Mississippi*	3	Lexington	Oct	13
19	LSU*	23	Baton Rouge	Oct	20
6	Georgia	20	Athens	Oct	27
20	Bowling Green	14	Lexington	Nov	3
29	Vanderbilt	10	Nashville	Nov	10
31	Florida	3	Gainesville	Nov	17
17	Tennessee	20	Lexington	Nov	24
180		143			

COACH: Fran Curci
CAPTS: Mike Shutt, Lester Boyd

1980–Won 3, Lost 8

17	Utah State	10	Lexington	Sept	6
7	Oklahoma	29	Norman	Sept	13
30	Indiana	36	Lexington	Sept	20
21	Bowling Green	20	Lexington	Sept	27
0	Alabama	45	Birmingham	Oct	4
10	LSU*	17	Lexington	Oct	11
0	Georgia*	27	Lexington	Oct	18
22	Tulane*	24	New Orleans	Nov	1
31	Vanderbilt	10	Lexington	Nov	8
15	Florida	17	Lexington	Nov	15
14	Tennessee	45	Knoxville	Nov	22
167		280			

COACH: Fran Curci
CAPTS: Ken Roark, Tim Gooch

1981–Won 3, Lost 8

28	N. Texas State	6	Lexington	Sept	5
10	Alabama	19	Lexington	Sept	19
16	Kansas	21	Lawrence	Sept	26
3	Clemson	21	Lexington	Oct	3
14	South Carolina*	28	Lexington	Oct	10
10	LSU*	24	Baton Rouge	Oct	17
0	Georgia	21	Athens	Oct	24
3	Virginia Tech*	29	Lexington	Oct	31
17	Vanderbilt	10	Nashville	Nov	7
12	Florida	33	Gainesville	Nov	14
21	Tennessee	10	Lexington	Nov	21
134		222			

COACH: Fran Curci
CAPTS: Jim Campbell, Greg Long

1982–Won 0, Lost 10, Tied 1

9	Kansas State	23	Manhattan	Sept	11
8	Oklahoma	29	Lexington	Sept	18
13	Kansas	13	Lexington	Sept	25
6	Clemson	24	Clemson	Oct	2
3	Auburn	18	Auburn	Oct	9
10	LSU*	34	Lexington	Oct	16
14	Georgia*	27	Lexington	Oct	23
3	Virginia Tech	29	Blacksburg	Oct	30
10	Vanderbilt	23	Lexington	Nov	6
13	Florida	39	Lexington	Nov	13
7	Tennessee	28	Knoxville	Nov	20
96		287			

COACH: Jerry Claiborne
CAPTS: John Maddox, Andy Molls

1983–Won 6, Lost 5, Tied 1

31	Central Michigan	14	Lexington	Sept	3
31	Kansas State	12	Lexington	Sept	10
24	Indiana	13	Lexington	Sept	17
26	Tulane	14	Lexington	Sept	24
21	Auburn*	49	Lexington	Oct	8
21	LSU*	13	Baton Rouge	Oct	15
21	Georgia	47	Athens	Oct	22
13	Cincinnati*	13	Lexington	Oct	29
17	Vanderbilt*	8	Nashville	Nov	5
7	Florida	24	Gainesville	Nov	12
0	Tennessee	10	Lexington	Nov	19
	HALL OF FAME BOWL				
16	West Virginia*	20	Birmingham	Dec	22
228		237			

COACH: Jerry Claiborne
CAPTS: Ron Bojald, Scott Schroeder



1993 Peach Bowl Team

1984–Won 9, Lost 3

42	Kent State	0	Lexington	Sept	8
48	Indiana	14	Bloomington	Sept	15
30	Tulane	26	New Orleans	Sept	22
27	Rutgers*	14	Lexington	Oct	6
17	Miss. State	13	Starkville	Oct	13
10	LSU	36	Lexington	Oct	20
7	Georgia	37	Lexington	Oct	27
31	N. Texas State	7	Lexington	Nov	3
27	Vanderbilt	18	Lexington	Nov	10
17	Florida	25	Lexington	Nov	17
17	Tennessee	12	Knoxville	Nov	24
		HALL OF FAME BOWL			
20	Wisconsin*	19	Birmingham	Dec	29
293		221			

COACH: Jerry Claiborne

CAPTS: Oliver White, Dave Thompson

1985–Won 5, Lost 6

26	Bowling Green	30	Lexington	Sept	14
16	Tulane	11	Lexington	Sept	21
27	Cincinnati	7	Lexington	Sept	28
26	Clemson*	7	Lexington	Oct	5
33	Miss. State*	19	Lexington	Oct	12
0	LSU*	10	Baton Rouge	Oct	19
6	Georgia	26	Athens	Oct	26
23	E. Tennessee St.	13	Lexington	Nov	2
24	Vanderbilt	31	Nashville	Nov	9
13	Florida	15	Gainesville	Nov	16
0	Tennessee	42	Lexington	Nov	23
194		211			

COACH: Jerry Claiborne

CAPTS: Ken Pietrowiak, Jon Dumbauld

1986–Won 5, Lost 5, Tied 1

16	Rutgers	16	Lexington	Sept	13
37	Kent State	12	Lexington	Sept	20
37	Cincinnati	20	Cincinnati	Sept	27
32	So. Mississippi*	0	Lexington	Oct	4
13	Mississippi	33	Jackson	Oct	11
16	LSU*	25	Lexington	Oct	18
9	Georgia*	31	Lexington	Oct	25
15	Virginia Tech	17	Blacksburg	Nov	1
34	Vanderbilt	22	Lexington	Nov	8
10	Florida	3	Lexington	Nov	15
9	Tennessee	28	Knoxville	Nov	22
228		187			

COACH: Jerry Claiborne

CAPTS: Bill Ransdell, Tom Wilkins

1987–Won 5, Lost 6

41	Utah State	0	Lexington	Sept	12
34	Indiana	15	Lexington	Sept	19
18	Rutgers*	19	E. Rutherford	Sept	26
28	Ohio Univ.	0	Lexington	Oct	3
35	Mississippi*	6	Lexington	Oct	10
9	LSU	34	Baton Rouge	Oct	17
14	Georgia	17	Athens	Oct	24
14	Virginia Tech*	7	Lexington	Oct	31
29	Vanderbilt	38	Nashville	Nov	7
14	Florida	27	Gainesville	Nov	14
22	Tennessee	24	Lexington	Nov	21
258		187			

COACH: Jerry Claiborne

CAPTS: Jeff Kremer, Dermontti Dawson

1988–Won 5, Lost 6

18	Cent. Michigan	7	Lexington	Sept	3
10	Auburn	20	Auburn	Sept	10
15	Indiana	36	Bloomington	Sept	17
38	Kent State	14	Lexington	Sept	24
27	Alabama	31	Lexington	Oct	1
12	LSU*	15	Baton Rouge	Oct	15
16	Georgia	10	Lexington	Oct	22
24	So. Illinois*	10	Lexington	Oct	29
14	Vanderbilt*	13	Lexington	Nov	5
19	Florida	24	Lexington	Nov	12
24	Tennessee	28	Knoxville	Nov	19
217		208			

COACH: Jerry Claiborne

CAPTS: Bo Smith, Chris Chenault

1989–Won 6, Lost 5

17	Indiana	14	Lexington	Sept	9
13	North Carolina	6	Lexington	Sept	16
3	Alabama	15	Tuscaloosa	Sept	23
12	Auburn	24	Lexington	Oct	7
33	Rutgers*	26	Lexington	Oct	14
27	LSU*	21	Lexington	Oct	21
23	Georgia	34	Athens	Oct	28
31	Cincinnati	0	Lexington	Nov	4
15	Vanderbilt	11	Nashville	Nov	11
28	Florida	38	Gainesville	Nov	18
10	Tennessee	31	Lexington	Nov	25
212		220			

COACH: Jerry Claiborne

CAPTS: Andy Murray, Oliver Barnett

1990–Won 4, Lost 7

20	Central Michigan	17	Lexington	Sept	1
8	Rutgers*	24	E. Rutherford	Sept	8
24	Indiana	45	Lexington	Sept	15
13	North Carolina	16	Chapel Hill	Sept	22
29	Ole Miss	35	Oxford	Oct	6
17	Miss. State*	15	Lexington	Oct	13
20	LSU*	30	Baton Rouge	Oct	20
26	Georgia*	24	Lexington	Oct	27
28	Vanderbilt	21	Lexington	Nov	10
15	Florida	47	Lexington	Nov	17
28	Tennessee	42	Knoxville	Nov	24
228		316			

COACH: Bill Curry

CAPTS: Freddie Maggard, Randy Holleran

1991–Won 3, Lost 8

23	Miami (Ohio)*	20	Lexington	Sept	7
10	Indiana	13	Bloomington	Sept	21
24	Kent State*	6	Lexington	Sept	28
14	Ole Miss*	35	Lexington	Oct	5
6	Miss. State	31	Starkville	Oct	12
26	LSU	29	Lexington	Oct	19
27	Georgia	49	Athens	Oct	26
20	Cincinnati	17	Lexington	Nov	2
7	Vanderbilt	17	Nashville	Nov	9
26	Florida	35	Gainesville	Nov	16
7	Tennessee	16	Lexington	Nov	23
190		268			

COACH: Bill Curry

CAPTS: Greg Lahr, Joey Couch

1992–Won 4, Lost 7

21	Central Michigan*	14	Lexington	Sept	5
19	Florida	35	Gainesville	Sept	12
37	Indiana*	25	Lexington	Sept	19
13	So. Carolina	9	Lexington	Sept	26
14	Ole Miss*	24	Oxford	Oct	3
27	LSU*	25	Baton Rouge	Oct	17
7	Georgia*	40	Lexington	Oct	24
36	Miss. State*	37	Lexington	Oct	31
7	Vanderbilt	20	Lexington	Nov	7
13	Cincinnati	17	Cincinnati	Nov	14
13	Tennessee	34	Knoxville	Nov	21
207		280			

COACH: Bill Curry

CAPTS: Pookie Jones, Dean Wells, Travis Powers

1993–Won 6, Lost 6

35	Kent*	0	Lexington	Sept	4
20	Florida*	24	Lexington	Sept	11
8	Indiana	24	Bloomington	Sept	18
21	South Carolina*	17	Columbia	Sept	23
21	Ole Miss* (HC)	0	Lexington	Oct	2
35	LSU*	17	Lexington	Oct	16
28	Georgia	33	Athens	Oct	23
26	Miss State	17	Starkville	Oct	30
7	Vanderbilt	12	Nashville	Nov	6
6	East Carolina	3	Lexington	Nov	13
0	Tennessee	48	Lexington	Nov	20
		PEACH BOWL			
13	Clemson*	14	Atlanta	Dec.	31
207		195			

COACH: Bill Curry

CAPTS: Pookie Jones, Marty Moore, James Tucker

1994–Won 1, Lost 10

20	Louisville*	14	Lexington	Sept	3
7	Florida	73	Gainesville	Sept	10
29	Indiana*	59	Lexington	Sept	17
9	South Carolina*	23	Lexington	Sept	24
14	Auburn*	41	Auburn	Sept	29
13	LSU*	17	Baton Rouge	Oct	15
30	Georgia*	34	Lexington	Oct	22
7	Miss State*	47	Lexington	Oct	29
6	Vanderbilt	24	Lexington	Nov	5
14	NE Louisiana	21	Lexington	Nov	12
0	Tennessee	52	Knoxville	Nov	19
149		405			

COACH: Bill Curry

CAPTS: Mark Askin, Melvin Johnson, Robert Stinson, Randy Wyatt

1995–Won 4, Lost 7

10	Louisville*	13	Lexington	Sept	2
7	Florida*	42	Lexington	Sept	9
17	Indiana	10	Bloomington	Sept	16
35	South Carolina	30	Columbia	Sept	23
21	Auburn*	42	Lexington	Sept	30
24	LSU*	16	Lexington	Oct	14
3	Georgia	12	Athens	Oct	21
32	Miss State	42	Starkville	Oct	28
10	Vanderbilt	14	Nashville	Nov	4
33	Cincinnati	14	Lexington	Nov	11
31	Tennessee	34	Lexington	Nov	18
223		269			

COACH: Bill Curry

CAPTS: Barry Jones, Mike Schlegel, David Snardon, James Tucker

1996–Won 4, Lost 7

14	Louisville*	38	Lexington	Aug	31
3	Cincinnati	24	Cincinnati	Sept	7
3	Indiana*	0	Lexington	Sept	21
0	Florida	65	Gainesville	Sept	28
7	Alabama	35	Tuscaloosa	Oct	5
14	South Carolina*	25	Lexington	Oct	12
14	Louisiana State*	41	Baton Rouge	Oct	19
24	Georgia*	17	Lexington	Oct	26
24	Miss. State	21	Lexington	Nov	9
25	Vanderbilt	0	Lexington	Nov	16
10	Tennessee	56	Knoxville	Nov	23
138		322			

COACH: Bill Curry

CAPTS: Billy Jack Haskins, Van Hiles *Night games

1997–Won 5, Lost 6

38 Louisville	24	Lexington	Aug	30
27 Miss. State	35	Starkville	Sept	6
49 Indiana	7	Bloomington	Sept	20
28 Florida	55	Lexington	Sept	27
40 Alabama* (OT)	34	Lexington	Oct	4
24 South Carolina	38	Columbia	Oct	11
49 NE Louisiana*	14	Lexington	Oct	18
13 Georgia	23	Athens	Oct	25
28 Louisiana State*	63	Lexington	Nov	1
21 Vanderbilt	10	Nashville	Nov	15
31 Tennessee	59	Lexington	Nov	22
348	362			

COACH: Hal Mumme

CAPTS: Tremayne Martin, John Schlarman, Littleton Ward

1998 - Won 7, Lost 5

68	Louisville	34	Louisville	Sept	5
52	Eastern Kentucky	7	Lexington	Sept	12
31	Indiana	27	Lexington	Sept	19
35	Florida	51	Gainesville	Sept	26
20	Arkansas*	27	Little Rock	Oct	3
33	South Carolina*	28	Lexington	Oct	10
39	Louisiana State*	36	Baton Rouge	Oct	17
26	Georgia	28	Lexington	Oct	24
37	Mississippi State*	35	Lexington	Nov	7
55	Vanderbilt	17	Lexington	Nov	14
21	Tennessee	59	Knoxville	Nov	21
	OUTBACK BOWL				
14	Penn State	26	Tampa	Jan	1
431		375			

COACH: Hal Mumme

CAPTS: Tim Couch, Jeff Snedegar



Outback Bowl Team – 1998 Season

1999 – Won 6, Lost 6

28	Louisville	56	Lexington	Sept	4
45	Connecticut	14	Lexington	Sept	11
44	Indiana	35	Bloomington	Sept	18
10	Florida*	38	Lexington	Sept	25
31	Arkansas	20	Lexington	Oct	2
30	South Carolina	10	Columbia	Oct	9
31	Louisiana State	5	Lexington	Oct	16
34	Georgia	49	Athens	Oct	23
22	Mississippi State*	23	Starkville	Nov	4
19	Vanderbilt*	17	Nashville	Nov	13
21	Tennessee	56	Lexington	Nov	20
	HOMEPOINT.COM MUSIC CITY BOWL				
13	Syracuse	20	Nashville	Dec	29
328		343			

COACH: Hal Mumme

CAPTS: Dusty Bonner, George Massey, Marlon McCree, Jeff Snedegar, Anwar Stewart, Anthony White

2000 – Won 2, Lost 9

34	Louisville* (OT)	40	Louisville	Sept	2
27	South Florida	9	Lexington	Sept	9
41	Indiana*	34	Lexington	Sept	16
31	Florida	59	Gainesville	Sept	23
17	Mississippi*	35	Oxford	Sept	30
17	South Carolina*	20	Lexington	Oct	7
0	Louisiana State	34	Baton Rouge	Oct	14
30	Georgia	34	Lexington	Oct	21
17	Mississippi State	35	Lexington	Nov	4
20	Vanderbilt	24	Lexington	Nov	11
20	Tennessee	59	Knoxville	Nov	18
254		383			

COACH: Hal Mumme

CAPTS: Willie Gary, Derek Homer, Eric Kelly, Quentin McCord, Marlon McCree, Jimmy Robinson, Grayson Smith, Omar Smith

2001 – Won 2, Lost 9

10	Louisville	36	Lexington	Sept 1
28	Ball State	20	Lexington	Sept 8
10	Florida	44	Lexington	Sept 22
31	Mississippi	42	Lexington	Sept 29
6	South Carolina	42	Columbia	Oct 6
25	Louisiana State*	29	Lexington	Oct 13
29	Georgia	43	Athens	Oct 20
14	Mississippi State	17	Starkville	Nov 3
56	Vanderbilt	30	Nashville	Nov 10
35	Tennessee	38	Lexington	Nov 17
15	Indiana	26	Bloomington	Dec 1
259		367		

COACH: Guy Morriss

CAPTS: Dougie Allen, Ronnie Riley

2002 - Won 7, Lost 5

22	Louisville*	17	Louisville	Sept 1
77	Texas-El Paso	17	Lexington	Sept 7
27	Indiana*	17	Lexington	Sept 14
44	Middle Tennessee	22	Lexington	Sept 21
34	Florida	41	Gainesville	Sept 28
12	South Carolina*	16	Lexington	Oct 12
29	Arkansas	17	Fayetteville	Oct 19
24	Georgia	52	Lexington	Oct 26
45	Mississippi State	24	Starkville	Nov 2
30	Louisiana State	33	Lexington	Nov 9
41	Vanderbilt	21	Lexington	Nov 16
0	Tennessee	24	Knoxville	Nov 30
385		301		

COACH: Guy Morriss

CAPTS: Jared Lorenzen, Glenn Pakulak, Ronnie Riley

* Indicates night game

HomePoint.com Music City Bowl Team – 1999 Season



Football Lists

Season Openers

Record in season openers: 78-29-5, .719 pct. (Home 69-14-4, .816; Road 6-13-1, .325; Neutral 3-2, .600)

1881	Kentucky Univ.	W	7- 1	1947	at Ole Miss	L	7-14
1891	Georgetown	W	8- 2	1948	Xavier (Ohio)*	W	48- 7
1892	Kentucky Univ.	T	0- 0	1949	So.Mississippi*	W	71- 7
1893	Georgetown	W	80- 0	1950	North Texas St.*	W	25- 0
1894	at Cincinnati	L	4-32	1951	Tennessee Tech	W	72-13
1895	at Frankfort A.C.	W	10- 0	1952	Villanova*	L	6-25
1896	Lexington A.C.	L	0-10	1953	Texas A&M*	L	6- 7
1897	Kentucky Univ.	W	8- 6	1954	Maryland	L	0-20
1898	Kentucky Univ.	W	18- 0	1955	at LSU	L	7-19
1899	Kentucky Univ.	W	23- 6	1956	Georgia Tech	L	6-14
1900	at Cincinnati	L	6-20	1957	at Georgia Tech	L	0-13
1901	at Vanderbilt	L	0-22	1958	Hawaii* (L)	W	51- 0
1902	Q & C Railroad	W	22- 0	1959	Georgia Tech*	L	12-14
1903	Cynthiana	W	39- 0	1960	at Georgia Tech	L	13-23
1904	Paris A.C.	W	28- 0	1961	Miami (Fla.)*	L	7-14
1905	Cynthiana	W	52- 0	1962	Florida State*	T	0- 0
1906	at Vanderbilt	L	0-28	1963	Virginia Tech*	W	33-14
1907	Ky. Wesleyan	W	17- 0	1964	Detroit*	W	13- 6
1908	Berea College	W	17- 0	1965	at Missouri	W	7- 0
1909	Ky. Wesleyan	W	18- 0	1966	North Carolina*	W	10- 0
1910	Ohio University	W	12- 0	1967	at Indiana	L	10-12
1911	Maryville	W	13- 0	1968	Missouri	W	12- 6
1912	Maryville	W	34- 0	1969	Indiana	L	30-58
1913	Butler	W	21- 7	1970	at No. Carolina	L	10-20
1914	Wilmington	W	87- 0	1971	at Clemson	W	13-10
1915	Butler	W	33- 0	1972	Villanova	W	25- 7
1916	Butler	W	39- 3	1973	Virginia Tech	W	31-26
1917	Butler	W	33- 0	1974	at Virginia Tech	W	38- 7
1918	at Indiana	W	24- 7	1975	Virginia Tech	W	27- 8
1919	Georgetown	W	12- 0	1976	Oregon State	W	38-13
1920	Southwestern	W	62- 0	1977	North Carolina	W	10- 7
1921	Ky. Wesleyan	W	68- 0	1978	at So. Carolina*	T	14-14
1922	Marshall	W	16- 0	1979	Miami (Ohio)	L	14-15
1923	Marshall	W	41- 0	1980	Utah State	W	17-10
1924	Louisville	W	29- 0	1981	North Texas St.	W	28- 6
1925	Maryville	W	13- 6	1982	at Kansas State	L	9-23
1926	Maryville	W	25- 0	1983	Central Michigan	W	31-14
1927	Maryville	T	6- 6	1984	Kent	W	42- 0
1928	Carson-Newman	W	61- 0	1985	Bowling Green	L	26-30
1929	Maryville*	W	40- 0	1986	Rutgers	T	16-16
1930	Sewanee*	W	37- 0	1987	Utah State	W	41- 0
1931	Maryville	W	19- 0	1988	Central Michigan	W	18- 7
1932	VMI	W	23- 0	1989	Indiana	W	17-14
1933	Maryville	W	46- 2	1990	Central Michigan	W	20-17
1934	Maryville	W	26- 0	1991	Miami (Ohio)*	W	23-20
1935	Maryville	W	60- 0	1992	Cent. Michigan*	W	21-14
1936	Maryville	W	54- 3	1993	Kent*	W	35-0
1937	at Vanderbilt	L	0-12	1994	Louisville*	W	20-14
1938	Maryville	W	46- 7	1995	Louisville*	L	10-13
1939	VMI	W	21- 0	1996	Louisville*	L	14-38
1940	Baldwin-Wallace	W	59- 7	1997	Louisville	W	38-24
1941	Va. Tech (L)	W	37-14	1998	at Louisville	W	68-34
1942	Georgia (L)	L	6- 7	1999	Louisville	L	28-56
1943	No Team.			2000	at Louisville* (OT)	L	34-40
1944	Ole Miss*	W	27- 7	2001	Louisville	L	10-36
1945	at Ole Miss (M)	L	7-21	2002	at Louisville*	W	22-17
1946	Ole Miss*	W	20- 7				

* night game (L) Louisville, Ky. (M) Memphis, Tenn.

Homecoming Games

Kentucky has posted a 42-15-0 record (.737) in 57 Homecoming games since 1946.

1946	Vanderbilt	W	10- 7	1977	Virginia Tech	W	32- 0
1947	Tennessee	L	6-13	1978	Vanderbilt	W	53- 2
1948	Florida	W	34-15	1979	Bowling Green	W	20-14
1949	Georgia	W	25- 0	1980	Vanderbilt	W	31-10
1950	Florida	W	40- 6	1981	Virginia Tech	L	3-29
1951	Miami (Fla.)	W	32- 0	1982	Vanderbilt	L	10-23
1952	Tulane	W	27- 6	1983	Tulane	W	26-14
1953	Tennessee	W	27-21	1984	Rutgers	W	27-14
1954	Vanderbilt	W	19- 7	1985	Cincinnati	W	27- 7
1955	Rice	W	20-16	1986	So. Mississippi	W	32- 0
1956	Vanderbilt	W	7- 6	1987	Ohio University	W	18- 0
1957	Tennessee	W	20- 6	1988	Kent State	W	38-14
1958	Mississippi State	W	33-12	1989	Rutgers	W	33-26
1959	Tennessee	W	20- 0	1990	Mississippi State	W	17-15
1960	Vanderbilt	W	27- 0	1991	Cincinnati	W	20-17
1961	Tennessee	L	16-26	1992	Mississippi State	L	36-37
1962	Vanderbilt	W	7- 0	1993	Ole Miss	W	21-0
1963	Georgia	L	14-17	1994	Mississippi State	L	7-47
1964	Vanderbilt	W	22-21	1995	Louisiana State	W	24-16
1965	West Virginia	W	28- 8	1996	Georgia	W	24-17
1966	Houston	L	18-56	1997	Northeast Louisiana	W	49-14
1967	West Virginia	W	22- 7	1998	South Carolina	W	33-28
1968	Vanderbilt	L	0- 6	1999	Louisiana State	W	31-5
1969	West Virginia	L	6- 7	2000	Mississippi State	L	17-35
1970	Auburn	L	15-33	2001	Louisiana State	L	25-29
1971	Virginia Tech	W	33-27	2002	Georgia	L	24-52
1972	Georgia	L	7-13				
1973	Tulane	W	34- 7				
1974	Vanderbilt	W	38-12				
1975	Tulane	W	23-10				
1976	Vanderbilt	W	14- 0				

Doug Pelfrey's 53-yard field goal as time expired gave the Wildcats a 20-17 Homecoming win over Cincinnati in 1991.



Southeastern Conference Openers

Since the Southeastern Conference formed in 1933, Kentucky has posted a 19-48-2 (.290 pct.) in 69 league openers.

1933	Sewanee	W	7- 0	1971	Ole Miss	L	20-34
1934	Auburn	W	9- 0	1972	at Alabama (B)	L	0-35
1935	Georgia Tech	W	25- 6	1973	Alabama	L	14-28
1936	at Georgia Tech	L	0-34	1974	at Auburn	L	13-31
1937	at Vanderbilt	L	0-12	1975	Auburn*	L	9-15
1938	Vanderbilt	L	7-14	1976	at Miss. State (J)	W	F1- 0
1939	at Vanderbilt	W	21-13	1977	Miss. State*	W	23- 7
1940	at Vanderbilt	T	7- 7	1978	at Ole Miss	W	24-17
1941	Vanderbilt	L	15-39	1979	Ole Miss*	W	14- 3
1942	Georgia (L)	L	6- 7	1980	at Alabama (B)	L	0-45
1943	No Team			1981	Alabama	L	10-19
1944	Ole Miss*	W	27- 7	1982	at Auburn	L	3-18
1945	at Ole Miss (M)	L	7-21	1983	Auburn*	L	21-49
1946	Ole Miss*	W	20- 7	1984	at Miss. State	W	17-13
1947	at Ole Miss	L	7-14	1985	Miss. State*	W	33-19
1948	Ole Miss*	L	7-20	1986	at Ole Miss (J)	L	13-33
1949	at LSU*	W	19- 0	1987	Ole Miss*	W	35- 6
1950	LSU*	W	14- 0	1988	at Auburn	L	10-20
1951	at Ole Miss	L	17-21	1989	at Alabama	L	3-15
1952	Ole Miss	T	13-13	1990	at Ole Miss	L	29-35
1953	at Ole Miss	L	6-22	1991	Ole Miss*	L	14-35
1954	at Ole Miss (M)	L	9-28	1992	at Florida	L	19-35
1955	at LSU*	L	7-19	1993	Florida*	L	20-24
1956	Georgia Tech	L	6-14	1994	at Florida	L	7-73
1957	at Georgia Tech	L	0-13	1995	Florida*	L	7-42
1958	Georgia Tech*	W	13- 0	1996	at Florida	L	0-65
1959	Georgia Tech*	L	12-14	1997	at Miss. State	L	27-35
1960	at Georgia Tech	L	13-23	1998	at Florida	L	35-51
1961	Ole Miss*	L	6-21	1999	Florida	L	10-38
1962	at Ole Miss*(J)	L	0-14	2000	at Florida	L	31-59
1963	Ole Miss*	L	7-31	2001	Florida	L	10-44
1964	at Ole Miss (J)	W	27-21	2002	at Florida	L	34-41
1965	Ole Miss*	W	16- 7				
1966	at Ole Miss*(J)	L	0-17	* Night Game.			
1967	Ole Miss	L	13-26	(L) Louisville, Ky.			
1968	at Ole Miss (J)	L	14-30	(M) Memphis, Tenn.			
1969	Ole Miss*	W	10- 9	(B) Birmingham, Ala.			
1970	at Ole Miss (J)	L	17-20	(J) Jackson, Miss.			

Television Appearances

Kentucky has appeared on "live" national or regional television a total of 95 times. The Wildcats faced Georgia Tech in the first telecast of a UK football game on Sept. 22, 1956, by NBC at Stoll Field in Lexington. Kentucky owns an overall record of 22-72-1 in all nationally or regionally televised contests.

1956	Georgia Tech ①	L	6-14	1994	at Florida ②	L	7-73
1969	Indiana ②	L	30-58		at Auburn ⑤◆	L	14-41
1974	Vanderbilt ②	W	38-12		at Tennessee ⑥	L	0-52
	Florida ②	W	41-24	1995	at Indiana ⑧	W	17-10
1975	Maryland ②	T	10-10		at So. Carolina ⑥	W	35-30
1976	at Maryland ②	L	14-24		Tennessee ⑥	L	31-34
	No. Carolina ⑦ ☆	W	21- 0	1996	Louisville ⑤◆	L	14-38
1979	Indiana ②	L	10-18		at Cincinnati ⑨	L	3-24
1981	Clemson ②	L	3-21		at Florida ③	L	0-65
1983	at Indiana ③	W	24-13		at Tennessee ③	L	10-56
	Tulane ③	W	26-14	1997	at Miss. State ⑥	L	27-35
	at Vanderbilt ④ ◆	W	17- 8		Florida ③	L	28-55
	Tennessee ③	L	0-10		at So. Carolina ⑥	L	24-38
	W. Virginia④ ◆✹	L	16-20		at Georgia ③	L	13-23
1984	at Tulane ④	W	30-26		LSU ⑤◆	L	28-63
	LSU ②	L	10-36		Tennessee ⑤ ⑥	L	31-59
	Georgia ④	L	7-37	1998	at Louisville ⑨	W	68-34
	Florida ④	L	17-25		at Florida ③	L	35-51
	Wisconsin ④◆ ✹	W	20-19		at Arkansas ⑤◆	L	20-27
1985	at LSU ⑤◆	L	0-10		at LSU ⑤◆	W	39-36
	at Georgia ④	L	6-26		Georgia ⑥	L	26-28
	at Vanderbilt ④	L	24-31		Mississippi State ⑤◆	W	37-35
	Tennessee ④	L	0-42		at Tennessee ③	L	21-59
1986	Vanderbilt ④	W	34-22		Penn State ⑤✲	L	14-26
1987	at LSU ④	L	9-34	1999	Louisville ⑨	L	28-56
	at Georgia ④	L	14-17		at Indiana ⑤	W	44-35
	at Florida ④	L	14-27		Florida ⑤	L	10-38
1988	at Auburn ④	L	10-20		Louisiana State ⑥	W	31-5
	Alabama ④	L	27-31		at Georgia ⑥	L	34-49
	Georgia ④	W	16-10		at Mississippi St. ⑤ ◆	L	22-23
1989	at Alabama ④	L	3-15		at Vanderbilt ⑤ ◆	W	19-17
	Auburn ④	L	12-24		Tennessee ⑥	L	21-56
	Tennessee ⑤	L	10-31		Syracuse ⑤ •	L	13-20
1990	at Ole Miss ④	L	29-35	2000	Indiana ⑤◆	W	41-34
	Florida ④	L	15-47		at Florida ③	L	31-59
	at Tennessee ④	L	28-42		South Carolina ⑤◆	L	17-20
1991	at Indiana ⑤	L	10-13		Georgia ⑥	L	30-34
	LSU ④	L	26-29		at Tennessee ⑥	L	20-59
	at Georgia ④	L	27-49	2001	Louisville ⑥	L	10-36
	at Vanderbilt ④	L	7-17		Florida ⑥	L	10-44
1992	Tennessee ④	L	7-16		at Georgia ⑥	L	29-43
	at Florida ⑥	L	19-35		Tennessee ⑥	L	35-38
	So. Carolina ⑥	W	13- 9	2002	at Louisville ⑤	W	22-17
1993	at So. Carolina ⑤◆	W	21-17		at Florida ③	L	34-41
	at Georgia ⑥	L	28-33		South Carolina ⑤	L	12-16
	Tennessee ⑤	L	0-48		Georgia ③	L	24-52
	Clemson ⑤☆◆	L	13-14		Louisiana State ⑥	L	30-33
					at Tennessee ⑥	L	0-24

KEY (record)

① NBC (0-1)	② ABC (2-6-1)	③ CBS (2-10)
④ TBS (5-20)	⑤ ESPN/espn2 (7-16)	⑥ JP Sports (3-18)
⑦ Mizlou (1-0)	⑧ Creative Sports (1-0)	⑨ Fox Sports (1-2)
◆ Night Game	☆ Peach Bowl	✹ Hall of Fame Bowl
✲ Outback Bowl	• Music City Bowl	

Night Games

Kentucky has played in a total of 208 games under the lights. Overall, the Wildcats sport an 101-103-4 record (.495 pct.) in all night games.

1929	Maryville	W	40- 0
1930	Sewanee	W	37- 0
1935	at Xavier (Ohio)	W	21- 7
1936	at Xavier (Ohio)	W	21- 0
1944	Ole Miss	W	27- 7
1946	Ole Miss	W	20- 7
	Xavier (Ohio)	W	70- 0
1947	Cincinnati	W	20- 0
	at Xavier (Ohio)	W	20- 7
	Georgia	W	26- 0
1948	Xavier (Ohio)	W	48- 7
	Ole Miss	L	7-20
	at Miami (Fla.)	W	25- 5
1949	So.Mississippi	W	71- 7
	at LSU	W	19- 0
	Georgia	W	25- 0
	The Citadel	W	44- 0
	at Miami (Fla.)	W	21- 6
1950	North Texas St.	W	25- 0
	LSU	W	14- 0
	Ole Miss	W	27- 0
	Dayton	W	40- 0
	Cincinnati	W	41- 7
1951	Mississippi State	W	27- 0
	Villanova	W	35-13
1952	Villanova	L	6-25
	at Texas A&M	W	10- 7
	at Miami (Fla.)	W	29- 0
1953	Texas A&M	L	6- 7
	Florida	W	26-13
	at LSU	T	6- 6
	Mississippi State	W	32-13
	Villanova	W	19- 0
	at Rice	W	19-13
1954	LSU	W	7- 6
	Auburn	W	21-14
1955	at LSU	L	7-19
	Ole Miss	W	21-14
	Villanova	W	28- 0
	Mississippi State	L	14-20
	Florida	W	10- 7
1956	Auburn	L	0-13
	LSU	W	14- 0
1957	Ole Miss	L	0-15
	Florida	L	7-14
	at LSU	L	0-21
	Georgia	L	14-33
1958	Hawaii (L)	W	51- 0
	Georgia Tech	W	13- 0
	Auburn	L	0- 8
	at LSU	L	7-32
1959	Georgia Tech	L	12-14
	Ole Miss	L	0-16
	at Detroit	W	32- 7
	LSU	L	0- 9
	Georgia	L	7-14
	at Miami (Fla.)	W	22- 3
1960	at Ole Miss (M)	L	6-21
	Auburn	L	7-10
	Marshall	W	55- 0
	LSU	W	3- 0
	Georgia	L	13-17
1961	Miami (Fla.)	L	7-14
	Ole Miss	L	6-20
	Kansas State	W	21- 8
	at LSU	L	14-24
1962	Florida State	T	0- 0
	at Ole Miss (J)	L	0-14
	Auburn	L	6-16
	at Detroit	W	27- 8
	LSU	L	0- 7
1963	Virginia Tech	W	33-14
	Ole Miss	L	7-31
	Detroit	W	35-18
	at LSU	L	7-28
1964	Detroit	W	13- 6
	Auburn	W	20- 0
	LSU	L	7-27
1965	Ole Miss	W	16- 7
	Florida State	W	26-24
	at LSU	L	21-31
	Georgia	W	28-10
	at Houston	L	21-38
1966	North Carolina	W	10- 0
	at Ole Miss (J)	L	0-17
	Auburn	W	17- 7
	Virginia Tech	L	0- 7
	LSU	L	0-30
1967	Virginia Tech	L	14-24
	at LSU	L	7-30
	Georgia	L	7-31
1968	Auburn	L	7-26
	Oregon State	W	35-34
	at LSU	L	3-13
	Georgia	L	14-35
1969	Ole Miss	W	10- 9
	LSU	L	10-37
1970	Utah State	L	6-35
	at LSU	L	7-14
	Georgia	L	3-19
1971	Ohio University	L	6-35
	LSU	L	13-17
1972	at Alabama (B)	L	0-35
	Miss. State	W	17-13
	at LSU	L	0-10
	at Tulane	L	7-18
1973	at Miss. State (J)	W	42-14
	North Carolina	L	10-16
	at LSU	L	21-28
1974	Miami (Ohio)	L	10-14
	LSU	W	20-13
	Georgia	L	20-24
	at Tulane	W	30- 7
1975	Auburn	L	9-15
	at LSU	L	14-17
1976	LSU	W	21- 7
	Georgia	L	7-31
1977	Miss. State	W	23- 7
	at LSU	W	33-13
	Virginia Tech	W	32- 0
1978	at South Carolina	T	14-14
	Penn State	L	0-30
	LSU	L	0-21
	Georgia	L	16-17
1979	Ole Miss	W	14- 3
	at LSU	L	19-23
1980	LSU	L	10-17
	Georgia	L	22-24
1981	South Carolina	L	14-28
	at LSU	L	10-24
	Virginia Tech	L	3-29
1982	LSU	L	10-34
	Georgia	L	14-27
1983	Auburn	L	21-49
	at LSU	W	21-13
	Cincinnati	T	13-13
	at Vanderbilt	W	17- 8
	West Virginia#	L	16-20
1984	Rutgers	W	27-14
	Wisconsin#	W	20-19
1985	Clemson	W	26- 7
	Miss. State	W	33-19
	at LSU	L	0-10
1986	So. Mississippi	W	32- 0
	LSU	L	16-25
	Georgia	L	9-31
1987	at Rutgers	L	18-19
	Ole Miss	W	35- 6
	Virginia Tech	W	14- 7
1988	at LSU	L	12-15
	Southern Illinois	W	24-10
	Vanderbilt	W	14-13
1989	Rugers	W	33-26
	LSU	W	27-21
1990	at Rutgers	L	8-24
	Miss. State	W	17-15
	at LSU	L	20-30
	Georgia	W	26-24
1991	Miami (Ohio)	W	23-20
	Kent State	W	24- 6
	Ole Miss	L	14-35
1992	Central Michigan	W	21-14
	Indiana	W	37-25
	at Ole Miss	L	14-24
	at LSU	W	27-25
	Georgia	L	7-40
	Miss. State	L	36-37
1993	Kent	W	35-0
	Florida	L	20-24
	at So. Carolina	W	21-17
	Ole Miss	W	21-0
	LSU	W	35-17
	Clemson*	L	13-14
1994	Louisville	W	20-14
	Indiana	L	29-59
	South Carolina	L	9-23
	at Auburn	L	14-41
	at LSU	L	13-17
	Georgia	L	30-34
	Miss. State	L	7-47
1995	Louisville	L	10-13
	Florida	L	7-42
	Auburn	L	21-42
	LSU	W	24-16
1996	Louisville	L	14-38
	Indiana	W	3-0
	South Carolina	L	14-25
	at LSU	L	14-41
	Georgia	W	24-17
1997	Alabama (OT)	W	40-34
	NE Louisiana	W	49-14
	LSU	L	28-63
1998	at Arkansas	L	20-27
	South Carolina	W	33-28
	at LSU	W	39-36
	Mississippi State	W	37-35
1999	Florida	L	10-38
	at Mississippi State	L	22-23
	at Vanderbilt	W	19-17
2000	at Louisville (OT)	L	30-34
	Indiana	W	41-34
	at Mississippi	L	17-35
	South Carolina	L	17-20
	at LSU	L	0-34
2001	LSU	L	25-29
2002	at Louisville	W	22-17
	Indiana	W	27-17
	South Carolina	L	12-16

(L) Louisville
(M) Memphis, Tenn.
(J) Jackson, Miss.
(B) Birmingham, Ala.
Hall of Fame Bowl
* Peach Bowl

The Media



Coach Rich Brooks
will hold a news conference on Mondays during the season.

Media Outlets

Print Media

Associated Press
(Murray Evans)
100 Midland Ave.
Lexington, KY 40508
(859) 254-2070
mdevans@ap.org

Ashland Daily Independent
(Mark Maynard)
P.O. Box 311
Ashland, KY 41105
(606) 326-2600
E-mail: mmaynard@dailyindependent.com

Bowling Green Daily News
(O.J. Stapleton)
P.O. Box 90012
Bowling Green, KY 42102-9012
(270) 781-1700
E-Mail: ojstapleton@bgdailynews.com

Corbin Times-Tribune
(Mike Moore)
P.O. Box 516
Corbin, KY 40702
(606) 528-2464

Danville Advocate-Messenger
(Larry Vaught, Jill Erwin, Mike Marsee, Marty Warren)
330 South Fourth St.
Danville, KY 40422
(859) 236-2551
E-Mail: larry@amnews.com

Elizabethtown News-Enterprise
(Jeff D'Alessio)
408 W. Dixie
Elizabethtown, KY 42701
(270) 769-2312
E-Mail: jeffd@mail.the-ne.com

Evansville Courier
(David Johnson)
P.O. Box 268
Evansville, IN 47702
(812) 424-7711

Frankfort State-Journal
(Susan Riddell, Brian Rickerd)
1216 Wilkinson Blvd.
Frankfort, KY 40601
(502) 227-4556

Glasgow Daily Times
(James Brown)
P.O. Box 1179
Glasgow, KY 42142
(270) 678-5171
E-Mail: sports@barrencountyky.com

Harlan Daily Enterprise
(Paul Lunsford)
P.O. Box E
Harlan, KY 40831
(606) 573-4510
E-Mail: newsroom@harlanonline.net

Henderson Gleaner
(Kevin Patton)
P.O. Box 4
Henderson, KY 42420
(270) 827-2000

Kentucky New Era
(George Robinson, Joe Wilson)
P.O. Box 729
Hopkinsville, KY 42241
(270) 886-4444
jwilson@kentuckynewera.com,
grobinson@kentuckynewera.com

Kentucky Post
(Richard Skinner)
125 East Court St.
Cincinnati, OH 45202
(513) 352-2767

Lexington Herald-Leader
(Chip Cosby, John Clay, Mark Story, Gene Abell)
100 Midland Ave.
Lexington, KY 40508
(859) 231-3100
E-Mail: ccosby@herald-leader.com

Louisville Courier-Journal
(Pat Forde, Rick Bozich, Harry Bryan)
525 West Broadway
Louisville, KY 40202
(502) 582-4011
E-Mail: sports@courier-journal.com

Louisville Courier-Journal
(Michael Smith)
400 Old Vine St., Suite 201
Lexington, KY 40507
(859) 254-7888
E-Mail: mssmith@courier-journal.com

Madisonville Messenger
(Adam Pruitt)
P.O. Box 529
Madisonville, KY 42431
(270) 821-6833

Mayfield Messenger
(Greg Stark)
P.O. Box 709
Mayfield, KY 42066
(270) 247-5223
E-Mail: mayfieldmessenger@charterbn.net

Maysville Ledger-Independent
(Jayme Price)
P.O. Box 518
Maysville, KY 41056
(606) 564-9091

Middlesboro Daily News
(Neill Morgan, Jerry Boggs)
P.O. Box 579
Middlesboro, KY 40965
(606) 248-1010

Murray Ledger & Times
(Scott Nanney, Mike Ohstrom)
P.O. Box 1040
Murray, KY 42071
(270) 753-1916
E-Mail: mlt@murrayledger.com

Owensboro Messenger-Inquirer
(Rich Suwanski, Mark Mathis)
1401 Frederica St.
Owensboro, KY 42301
(270)926-0123
E-Mail: rsuwanski@messenger-inquirer.com

Paducah Sun
(Steve Millizer)
P.O. Box 2300
Paducah, KY 42002
(270) 575-8600
E-Mail: smillizer@paducahsun.com

Richmond Register
(Jeff Moreland)
P.O. Box 99
Richmond, KY 40476
(606) 678-8191
E-Mail: sports@richmondregister.com

Somerset Commonwealth-Journal
(G. Michael Graham)
P.O. Box 859
Somerset, KY 42502
(606) 678-8191

Winchester Sun
(Keith Taylor)
P.O. Box 4300 • Winchester, KY 40392
(859) 744-3123
E-Mail: ktaylor@winchestersun.com

Specialty Publications

The Cats' Pause
(Darrell Bird, Matt May)
124 B Dennis Dr.
Lexington, KY 40503
(859) 278-3474
E-Mail: dbird@catspause.com

Earl Cox
Syndicated Columnist
7602 Dudley Square
Louisville, KY 40222
(502) 425-5220

Inside Wildcat Championship Football
(John Tolson)
307 Creekview Drive
Paris, KY 40361
(859) 913-5793

Sports in Kentucky
(Bob Watkins)
P.O. Box 124
Glendale, KY 42740
(502) 737-5585

The Kentucky Alumnus
(Liz Demoran)
King Alumni House
400 Rose St.
Lexington, KY 40506
(859) 257-8905
E-Mail:
ldemora@email.uky.edu

Host Communications
904 N. Broadway
Lexington, KY 40505
(859) 226-4678

Radio

WVLK-AM
(Tim Woodburn)
P.O. Box 1559
Lexington, KY 40592
(859) 253-5942
TimWoodburn@WVLKam.com

WLAP-AM
(Tom Leach, Jim Tirey)
2601 Nicholasville Road
Lexington, KY 40511
(859) 293-0563
E-Mail:
TomLeach@ClearChannel.com
JimTirey@ClearChannel.com

Kentucky Network
(Doug Ormay)
400 #1 Radio Dr.
Louisville, KY 40218
(502) 479-2253
E-Mail:
dougormay@clearchannel.com

WHAS-AM
(Tony Cruise)
400 #1 Radio Dr.
Louisville, KY 40218
(502) 479-2253
E-Mail: tonyc@whas.com

WLXG-AM
(Chris Cross, Drew Deener)
P.O. Box 11788
Lexington, KY 40578
(859) 233-1515
E-Mail: crossdeener@wlxg.com

WTMT-AM
(Paul Willman)
300 Distillery Commons
Suite 200
Louisville, KY 40206
(502) 583-6200
E-Mail: info@wtmt.com

WLW-AM
(Bill Dennison)
1111 St. Gregory St.
Cincinnati, OH 45202
(513) 241-9597
E-Mail: seg@700wlw.com

Jeff Piecoro
Radio Broadcast Analyst
939 Crossings Road
Villa Hills, KY 41017
(859) 341-9711

Television Stations

WKYT-TV
(Rob Bromley, Dick Gabriel, Dave Baker, Stacy Floden, Christie Thomas, Drew Deener, Denny Trease)
P.O. Box 5037
Lexington, KY 40555
(859) 299-0711
E-Mail:
27sports@wkyt.com

WLEX-TV
(Ryan Lemond, Alan Cutler, Mary Jo Perino)
P.O. Box 1457
Lexington, KY 40588
(859) 381-1801
E-Mail: rlemond@wlextv.com

WTVQ-TV
(Keith Spaulding, Casey Wandell)
P.O. Box 5590
Lexington, KY 40555
(859) 293-661
E-Mail: kspaulding@wtvq.com

WAVE-TV
(Gary Fogle, Bob Domine, Mike Hartnett, Kent Taylor)
725 S. Floyd
Louisville, KY 40203
(502) 561-4144
E-Mail: sports@wave3tv.com

WHAS-TV
(Garry Gupton, Brad Knoop, Kyle Draper)
520 W. Chestnut
Louisville, KY 40202
(502) 582-7256
E-Mail: ggupton@whas-tv.com

WLKY-TV
(Fred Cowgill, Keith Farmer)
P.O. Box 6205
Louisville, KY 40206
(502) 893-7300
E-Mail: fcowgill@hearst.com, kfarmer@hearst.com

WDRB-TV
(Tom Lane, John Lewis, Gary Montgomery)
624 W. Muhammad Ali Blvd.
Louisville, KY 40203
(502) 561-7704
E-Mail: tlane@fox41.com, jlewis@fox41.com, gmontgomery@fox41.com

WBKO-TV
(Drew Amman, Randel Parmley)
2727 Russellville Road
Bowling Green, KY 42102
(270) 781-1313

WPSD-TV
(Jeff Bidwell)
100 Television Lane
Paducah, KY 42003
(270) 415-1900

WKAG-TV
(Pete Guiney)
P.O. Box 4300
Hopkinsville, KY 42241-4300
(270) 885-4300
E-Mail: pguiney@wkag.com,

WOWK-TV
(Steve McGehee, Sean McDowell)
555 Fifth Ave.
Huntington, WV 25701-0013
(304) 525-7661

WSAZ-TV
(Keith Morehouse, Jimmy Treacy, Jerod Smalley)
645 Fifth Ave.
Huntington, WV 25701
(304) 697-2780

WYMT-TV
(Michael Brown, Brian Milam, Rick Semmler)
P.O. Box 1299
Hazard, KY 41702
(606) 436-5757

WCPO-TV
(Dennis Janson, John Popovich, Paula Faris)
500 Central Ave.
Cincinnati, OH 45219
(513) 763-5500

WKRC-TV
(Kevin Barnett, Brad Johansen, Harvey Smilovitz)
1906 Highland Ave.
Cincinnati, OH 45219
(513) 763-5500

WLWT-TV
(Ken Broo, George Vogel, Solomon Wilcots)
140 W. 9th St.
Cincinnati, OH 45202
(513) 412-5000

WXIX-TV
(Greg Hoard, Dan Hoard, Andy Treinen)
635 W. 7th St.
Cincinnati, OH 45203
(513) 421-1919

2003 Football Team Road Headquarters

Alabama
Sheraton Perimeter South
8 Perimeter Drive
Birmingham, AL 35246
205-967-2700

Indiana
Fourwinds Resort
9301 Fairfax Road
Bloomington, IN 47401
812-538-1187

South Carolina
Ramada Plaza
8105 Two Notch Road
Columbia, SC 29223
803-736-5600

Vanderbilt
Nashville Airport Marriott
600 Marriott Drive
Nashville, TN 37214
615-889-9300

Georgia
Atlanta Marriott Gwinnett Place
1775 Pleasant Hill Road
Duluth, GA 30096
770-935-3859

Wildcats on the Air

University of Kentucky Radio Network Affiliate List

Station	Freq.	City/Market
WCMI-AM	1340	Ashland
WRVC-FM	92.7	Ashland
WCBL-AM	1290	Benton
WCBL-FM	99.1	Benton
WGGC-FM	95.1	Bowling Green
WKDZ-AM	1110	Cadiz
WKDZ-FM	106.3	Cadiz
WCKQ-FM	104.1	Campbellsville
WSAI-AM	1530	Cincinnati, Ohio
WCTT-AM	680	Corbin
WCTT-FM	107.3	Corbin
WNKR-FM	106.5	Dry Ridge
WASE-FM	103.5	Elizabethtown
WFLE-AM	1060	Flemingsburg
WFLE-FM	95.1	Flemingsburg
WKED-AM	1130	Frankfort
WKED-FM	103.7	Frankfort
WUGO-FM	102.3	Grayson
WLGC-AM	1520	Greenup
WLGC-FM	105.7	Greenup
WXBC-FM	104.3	Hardinsburg
WHLN-AM	1410	Harlan
WXJB-FM	96.5	Harrogate, Tenn.
WSGS-FM	101.1	Hazard
WSON-AM	860	Henderson
WHOP-AM	1230	Hopkinsville
WHOP-FM	98.7	Hopkinsville
WJRS-FM	104.9	Jamestown
WRNZ-FM	105.1	Lancaster/Danville
WLBN-AM	1590	Lebanon
WLSK-FM	100.9	Lebanon
WKHG-FM	104.9	Leitchfield
WLAP-AM	630	Lexington
WBUL-FM	98.1	Lexington
WFTG-AM	1400	London
WWEL-FM	103.9	London
WHAS-AM	840	Louisville
WQMF-FM	95.7	Louisville
WKTG-FM	93.9	Madisonville
WWXL-AM	1450	Manchester
WCBF-FM	102.1	Mayfield
WFTM-AM	1240	Maysville
WFTM-FM	95.9	Maysville
WKYM-FM	101.7	Monticello
WIKO-FM	96.3	Morehead
WMSK-AM	1550	Morganfield
WMSK-FM	95.3	Morganfield
WOMI-AM	1490	Owensboro

When talk arises about sports in the Commonwealth of Kentucky, chances are the talk surrounds the University of Kentucky Wildcats.

Once again, the University of Kentucky will package one of the most comprehensive radio and television networks among Division I-A institutions. Both radio and television networks will blanket the Commonwealth and touch much of the nation.

Host Communications, Inc., which owns the radio rights for UK football and men's basketball, had compiled a radio network of 72 stations as this book went to press. WLAP-AM and WBUL-FM of Lexington are the flagship stations for the UK Football Radio Network. Two stations on the network feature a clear-channel 50,000-watt signal, including WHAS (840 AM) in Louisville and WSAI (1530 AM) in Cincinnati.

As a member of the Southeastern Conference, Kentucky participates in the three national and regional television agreements signed by the league. The SEC contract with CBS provides for a regionally or nationally televised SEC Game of the Week. ESPN and espn2 also have a contract with the SEC and pick up a number of league games.

Another Southeastern Conference television package is produced and regionally syndicated by Jefferson-Pilot Sports. Each league school will make at least two appearances on JP Sports during the 2002-03 contract period. All totaled, the Wildcats appeared six times on live national or regional television in 2002.

In addition to the SEC TV pacts, the university has negotiated its own contract for televised games. The UK Football Television Network features full-game, tape-delay action of all Wildcats home and selected away games that are not televised by CBS, ESPN, espn2, or JP Sports. The network serves nine over-the-air stations and two cable systems in and around the Commonwealth. Host Communications administers the network with WKYT-TV of Lexington as the telecasts' producer.

For the 2003 football season, the UK radio/television broadcast team consists of Tom Leach, Jeff Piecoro, Dick Gabriel, Drew Deener, Oscar Combs, Rob Bromley, Mike Dodson and Bill Ransdell.

Tom Leach begins his seventh season calling the radio play-by-play. His play-by-play efforts are quite popular, highlighted by what has become his well-known call - "TOUCHDOWN KENTUCKEEEE!" - following Wildcats' scores. A 1983 graduate of Kentucky, Leach is in his 15th season as a member of the UK broadcast team. Previously, he had anchored the halftime and post-game scoreboard shows on the UK Radio Network.

Leach currently serves as sports director for Clear Channel Radio/Lexington and is co-host of the "630 WLAP Morning Team" show.

He began as a news/sports reporter for Lexington's WVLK-AM in 1984 and moved to WLAP in 2000. Leach, a native of Paris, Ky., is a three-time winner of The Associated Press "Best Sports Program" award. He also won the Eclipse Award in 1993 and 1999 for his thoroughbred racing coverage and is recognized for his knowledge of the racing industry. He also won the Kentucky Sportscaster of the Year Award in 1997.

Providing analysis and commentary on the pregame show is long-time Kentucky sports journalist **Oscar Combs**. Combs is best known for his work with *The Cats' Pause* magazine, which he founded in the 1970s and sold in 1998.

Dick Gabriel, a 1978 graduate of Kentucky, enters his 15th year as a member of the UK broadcast team. He is the host of the radio network's game-day coverage which begins with "Countdown to Kickoff" 90 minutes before game time and concludes with "Wildcat Wrap-up." He also serves as the sideline reporter for the radio broadcast, which he has handled in the 1989-91 and 1994 seasons. He has worked in the dual capacity of sideline reporter for both the UK Radio and Television Networks, an intriguing task he performed during the 1992-93 and 1995-2001 seasons.

Gabriel, sports manager for WKYT-TV, returned to Lexington from Dallas, Texas, where he was executive producer of Host Communications' Southwest Conference Football Radio Network. In addition, Gabriel helps host a daily sports talk show on WLAP radio. He was named Kentucky Sportscaster of the Year in 1996 and 2000.

As a student at UK, Gabriel was named the Outstanding Journalism Graduate in 1978. He called play-by-play for Wildcats football and basketball games on student radio station WBKY and served as sports editor and managing editor for the Kentucky Kernel, UK's student newspaper. Following graduation, he served as sports director for WVLK AM/FM in Lexington.

Rob Bromley is set for his 24th year on the UK Television Network. He provides play-by-play for the delayed telecasts. He has handled the roles of analyst and sideline reporter in the past. He also has served as producer and co-host of the Kentucky football and men's basketball coaches' television shows.

Bromley has been a member of the WKYT-TV sports staff for 26 years, including the past 23 as sports anchor. Bromley is a graduate of Butler University in Indianapolis and worked as a sports anchor in Lima, Ohio, prior to joining the WKYT-TV staff in 1977.

Former UK letterman **Jeff Piecoro** joined the radio crew in 2001 as the expert analyst. Prior to



Radio play-by-play announcers for Kentucky football have included (from left) Ralph Hacker (1992-96), the late Cawood Ledford (1953-91), and Tom Leach (1997-present). Kentucky athletics lost its most famous voice when Ledford passed away. In the first football game following his death, an empty seat in the UK press box was reserved in his honor.

that, he spent five seasons handling play-by-play and analysis for Mid-American Conference games on Fox Sports Net's Midwest regional telecasts. He also has served on radio and TV broadcasts for the Cincinnati Bengals, Cincinati Reds, Atlantic 10 Conference basketball, Ohio University football, the Breeders' Cup, and the Kentucky Derby.

Piecoro played wide receiver for the Wildcats from 1980-84. He was a member of the 1983 and '84 Hall of Fame Bowl teams and is a 1985 UK graduate. He began his broadcasting career with Lexington TV stations WTVQ and WLEX.

Former Wildcat **Bill Ransdell** begins his fourth season with the UK television broadcast team as the expert analyst. Ransdell, a native of Elizabethtown, was a three-year starter and four-year letterwinner at quarterback for the Wildcats under Coach Jerry Claiborne. He held virtually all of UK's career records for passing before Tim Couch came along. He helped lead the Cats to back-to-back bowl games in '83 and '84 and was a SEC Academic Honor Roll member.

Before joining the UK broadcast team, Ransdell served as an assistant coach at Lafayette High School in 1995 and Henry Clay High School from 1996-1999. At HCHS, Ransdell helped led the Blue Devils to the state playoffs, coaching current Wildcat quarterback Shane Boyd. Ransdell is self-employed in the long-term care industry.

Drew Deener is in his second season with the TV crew as the sideline reporter. For the last four years, the energetic Deener has co-hosted a sports-talk show on WLXG Radio. He also has worked at WKYT television for eight years and has been the host for the "Friday Night Lights" high school football show and the 40-minute "Sports Spectrum" telecast on Saturdays. Deener also has called play-by-play of UK baseball games for three seasons.

Working behind the scenes to pull the broadcasts together is the job of **Mike Dodson**, Vice-President for Broadcasting at Host Communications. He enters his 10th year as a member of the UK broadcast team. Dodson is the technical engineer for all game-day Wildcats football and men's basketball broadcasts.

How the TV Games are Selected

A question received frequently at the UK Athletics Association is, "How do you know which Kentucky games are going to be on live TV?"

As a member of the Southeastern Conference, Kentucky participates in the league's TV contracts with CBS, ESPN, ESPN2, and Jefferson-Pilot Sports. Those networks have purchased the rights to televise SEC games.

How are the games selected?

First, the networks select a few games in advance of each season. Then, the networks select the remainder of their games on a 12-day advance basis. For example, the games that will be televised on Sept. 27 are selected on Monday, Sept. 15 – that is, 12 days in advance of the game.

WBKR-FM	92.5	Owensboro
WVJS-AM	1420	Owensboro
WDXR-AM	1450	Paducah
WDXR-FM	94.3	Paducah
WSIP-AM	1490	Paintsville
WSIP-FM	98.9	Paintsville
WPKE-AM	1240	Pikeville
WPKE-FM	103.1	Pikeville
WDHR-FM	93.1	Pikeville
WDXC-FM	102.3	Pound, Va.
WDOC-AM	1310	Prestonsburg
WQHY-FM	95.5	Prestonsburg
WPKY-AM	1580	Princeton
WAVJ-FM	104.9	Princeton
WHRZ-FM	97.7	Providence
WCND-AM	940	Shelbyville
WYKY-FM	105.7	Shelbyville
WSFC-AM	1240	Somerset
WSEK-FM	97.1	Somerset
WLLK-FM	93.9	Somerset
WHAY-FM	98.3	Whitley City
WGKY-FM	95.9	Wickliffe
WEZJ-AM	1440	Williamsburg
WEZJ-FM	104.3	Williamsburg

Television Affiliates

Station	Market
Bowling Green	WBKO-TV
Cincinnati, OH	WSTR-TV
Evansville, IN	WTVW-TV
Hazard	WYMT-TV
Hopkinsville	WKAG-TV
Huntington, WV	WSAZ-TV
Lexington	WKYT-TV
Louisville	WAVE-TV
Paducah, KY/Cape Girardeau, MO	WDKA-TV

Cable Systems

Fox Sports Net Ohio	Ohio Valley Region
Comcast Sports	Southeast Region


Rob Bromley


Oscar Combs


Drew Deener


Dick Gabriel


Tom Leach


Jeff Piecoro


Bill Ransdell

Campus Map

Map #	Building	Coordinate
402	147 Washington Ave.	E7
433	412-414 Rose Lane (Old Koinowa House)	D5
481	Academic Technical Building (LCC)	J5
32	Administration Building	C7
229	Agricultural Distribution Center	L4
276	Agricultural Engineering (Barnhart)Building	I7
184	Agricultural Machine Research Lab	K4
275	Agricultural Regulatory Srvcs.(Poundstone Bldg.)	L6
91	Agricultural Science Center North	H7
215	Agricultural Science South (Garrigus Building)	I7
66	Agronomy Headhouse/Greenhouses	F7
69	Alpha Delta Pi Sorority	D6
127	Alpha Gamma Delta Sorority	D5
115	Alpha Gamma Rho Fraternity	F5
A	Alpha Omicron Pi Sorority	C5
112	Alpha Tau Omega Fraternity	F6
129	Alpha Xi Delta Sorority	D5
29	Alumni Gym	B7
119	Alumni House (King)	C5
46	Anderson Hall (F.Paul Anderson Tower)	D7
503	Anderson Mechanical Engineering Building	D7
76	Animal Pathology Building (Dimock)	G6
347	Appalachian Center (624 Maxwelton Ct.)	E8
333	Appalachian Center Annex (641 S.Limestone)	E8
300	Arboretum	O4
286	A.S.T.e.C.C.Building	D7
E	Baptist Student Center	E5
28	Barker Hall	C7
276	Barnhart Agricultural Engineering Building	I7
220	Bernard M.Johnson Student Recreation Center	H5
344	Betts House -Gaines Center (232 E.Maxwell)	B5
343	Bingham Davis House (218 E.Maxwell)	B5
225	Biological Sciences (Morgan)Building	E7
279	B.I.R.P.Building	L3
145	Blanding Tower Dormitory	G5
12	Blazer Hall	B6
14	Boone Faculty Center	E6
213	Boone Indoor Tennis Center	I5
485	Boone Tennis Stadium	I5
59	Bowman Hall	E7
8	Boyd Hall	B7
58	Bradley Hall	E7
56	Breckinridge Hall	E7
34	Business &Economics (Gatton)Building	D8
23	Campus Police (Safety &Security)	C5
497	Campus Recreation Building	I6
494	Career Center (Stuckert Building)	D5
F	Catholic Newman Center	F5
209	Centrifuge Building	E6
200	Charles T.Wethington Building	G8
289	Chemical Waste Storage Building	L3
55	Chemistry-Physics Building	E6
67	Chi Omega Sorority	D6
G	Christian Student Fellowship	F4
281	Civil Engineering (Raymond Building)	D7
336	Clark Building – University Press	E8
25	Classroom Building (White Hall)	C7
350	College of Education -School Psychology Clinic	E8
86	College of Medicine Office Building	G6
96	Combs Cancer Research Building	G7
432	Commonwealth House – Gaines Center (226 E.Maxwell)	B5
222	Commonwealth Stadium	K5
106	Commonwealth Village 1	J8
105	Commonwealth Village 2	J8
495	Communications Building (Hardymon)	B5
89	Cooling Plant 1	H6
204	Cooling Plant 2	B8
73	Cooper Building (Forestry)	F7
94	Cooper House	I8
130	Cooperstown Apartments (130-136)	F4
98	Davis-Mills MRI &Woman 's Cancer Facility	G7
68	Delta Delta Delta Sorority	D6
122	Delta Gamma Sorority	E5
B	Delta Tau Delta Fraternity	I8
124	Delta Zeta Sorority	E6
489	Dental Oral Health Residence (1117 S.Limestone)	H8
460	Dental School Continuing Education Office	G8
297	Dental Science Building	G7
17	Dickey Hall	B8
76	Dimock Animal Pathology Building	G6
72	Donovan Hall	F7
442	Donovan Scholars – Ligon House (658 S.Limestone)	E8
147	Dorm Complex Central Facility	H5
350	Drug &Alcohol Research Center	E8
97	E.S.Good Barn	J7
420	Early Childhood Psychology Services	D5
287	Electric HVAC Building	K4
64	Employment Office (Scovell Hall)	E7
43	Engineering Transportation Rsrch. (Whalen Bldg.)	C8
20	Eng.Transportation Research Garage	C8
314	Environmental Health &Safety	B5
490	Environmental Quality Management Center	I7
H	Episcopal Student Center	D6
50	Erikson Hall	D7
46	F.Paul Anderson Tower	D7
333	Faculty Scholars Program	E8
231	Farm Maintenance Storage Building	K4
142	Farmhouse Fraternity	F5
22	Fine Arts Building	D6
224	Fine Arts Library (Lucille Caudill Little)	D6
73	Forestry Building (Cooper Building)	F7
31	Frazee Hall	C7
54	Funkhouser Building	E7
344	Gaines Center -Betts House (232 E.Maxwell)	B5
432	Gaines Center – Commonwealth House (226 E.Maxwell)	B5
215	Garrigus Building (Ag.Science South)	I7
34	Gatton Business &Economics Building	D8
345	German House (Kade)	B5
294	Gill Heart Institute	G7
33	Gillis Building (Administration Annex)	C7
99	Gluck Equine Research Center	J7
154	Greenhouse -Headhouse	H7
243	Greg Page Apartments (243-267)	M6
42	Grehan Journalism Building	D7
283	Hagan Baseball Stadium	H4
111	Haggin Hall	F6
10	Hamilton House	B7
495	Hardymon Communications Building	B5
305	Health Science Research Building	G6
6	Holmes Hall	B7
272	Information Building (Stadium)	J5
62	Insectary &Conservatory	E7
183	Isolation Barn	L4
182	Isolation Barn Incinerator	L4
7	Jewell Hall	B7
220	Johnson Student Recreation Center	H5
42	Journalism Building (Grehan)	D7
345	Kade German House	B5
125	Kappa Alpha Theta Sorority	E6
128	Kappa Delta Sorority	D5
D	Kappa Kappa Gamma Sorority	B5
140	Kappa Sigma Fraternity	G5
44	Kastle Hall	D7
11	Keeneland Hall	A6
75	Kelly Building -Medical Center PPD	G6
284	Kentucky Clinic	F7
315	Kentucky Humanities Council	B5
K	KET -The Kentucky Network	J4
119	King Alumni House	C5
39	King Library	D6
57	Kinkead Hall	E7
149	Kirwan Tower Dormitory	G5
71	K-Lair Grill -Food Storage	F6
349	KY Elderhostel &Appal.Col.Assess.	E6
L	KY Medical Services Foundation	F8
24	Lafferty Hall	D6
137	Lambda Chi Alpha Fraternity	G6
212	Lancaster Aquatics Center	H6
48	Law Building	D8
493	Lawrence Street -622	A8
417	Learning Services (Matthews House)	E8
400	Legal Clinic	E8
39	Library (M.I.King)	D6
456	Library (William T.Young)	F5
442	Ligon House – Donovan Sch..(658 S.Limestone)	E8
238	Linden Walk Apartments	C5
224	Little Fine Arts Library	D6
166	Main Gate -Administration Drive	C8
110	Maintenance Building (Athletics)	H4
322	Math House (417 Columbia Ave.)	E5
47	Mathews Building	D8
417	Matthews House -Learning Services (660 S.Lime)	E8
40	Maxwell Place	D6
346	Maxwelton Ct.-654	E8
348	Maxwelton Ct.-626	E8
45	McVey Hall	D7
503	Mechanical Engineering Building (Anderson)	D7
78	Medical Center Annex 5 (Wilford Building)	G6
85	Medical Center Heating/Cooling Plant	G6
298	Medical Science Building	G7
86	Medicine Office Building	G6
19	Memorial Coliseum	B6
49	Memorial Hall	D7
207	Metal Arts Building	B8
506	Meter Testing Building (515 Oldham Avenue)	F4
35	Miller Hall	C7
51	Mineral Industries Building	E7
107	Mining and Minerals Resources Building	E6
38	Mining Lab	D7
274	Moloney Building (LCC)	I5
225	Morgan Building (Biological Sciences)	E7
88	Motor Pool	K4
177	Motor Pool Residence	K4
185	Motor Pool Residence Garage	K4
60	Nursery	E7
232	Nursing/Health Sciences Building	F7
461	Nursing Home Research (153 Transcript Ave.)	G8
285	Nutter Field House	K5
277	Nutter Football Training Facility	H4
235	Oswald Building (LCC	)J5
197	Parking Structure 1 (University Drive)	I6
198	Parking Structure 2 (Rose Street)	E6
199	Parking Structure 3 (Kentucky Clinic)	F7
201	Parking Structure 4 (Medical Center)	H7
202	Parking Structure 5 (South Limestone)	B7
9	Patterson Hall	B6
27	Patterson Office Tower	C7
41	Pence Hall	D7
5	Peterson Service Building	B8
82	Pharmacy Building	F7
139	Phi Kappa Alpha Fraternity	G5
138	Phi Sigma Kappa Fraternity	G5
123	Pi Beta Phi Sorority	E5
312	Plant Science Building	I7
275	Poundstone Ag.Regulatory Services Building	L6
288	PPD Greenhouse	K3
278	PPD Storage	K4
351	Psychological Services Center-Jessie Harris	E8
206	Publishing Services	A8
281	Raymond Building (Civil Engineering)	D7
3	Research Facility 1	E7
216	Research Facility 3	E8
101	Reynolds Warehouse 1	B9
102	Reynolds Warehouse 2	B9
103	Reynolds Warehouse 3	B9
210	Reynolds Warehouse 4	B9
400	Richards House (630 Maxwelton Court)	E8
93	Roach Patient Care (Markey Cancer Center)	F7
108	Robotics Facility -CRMS	D7
240	Rose Lane Apartments	E4
23	Safety &Security (Campus Police)	C5
230	Sanders-Brown Research Center	F8
350	School Psychology Clinic	E8
2	Scott Street Building	C8
64	Scovell Hall (Ag.Experiment Station)	E7
219	Seaton Center	H6
92	Seed House -Greenhouse	H7
189	Shawneetown Apartments (189-194)	L6
453	Shively Grounds Building Annex	H4
113	Shively Sports Center	H4
507	Sigma Alpha Epsilon Fraternity	D5
504	Sigma Chi Fraternity	E5
121	Sigma Nu Fraternity	D5
505	Sigma Phi Epsilon Fraternity	D5
C	Sigma Pi Fraternity	C4
241	Singletary Center for the Arts	C6
53	Slone Research Building	E7
65	Small Animal Lab	F7
451	Soccer Field &Press Box	M3
450	Soccer/Softball Maintenance Bldg	L3
452	Softball Field &Press Box	M3
413	Softball/Soccer Locker Rooms	L3
401	St.Agnes House (Weldon House)	D8
494	Stuckert Career Center Building	D5
30	Student Center	B7
26	Student Center Addition	C6
15	Sturgill Development Building	D6
1	Taylor Education Building	C8
52	Terrell Civil Engineering Lab	E7
236	Tobacco &Health Research Institute	I6
61	Tobacco Research Lab	E7
114	Track Storage Building	G4
26	UK Bookstore	C6
I	United Methodist Student Center	F4
293	University of Kentucky Hospital	G7
336	University Press – Clark Building	E8
J	Veterans Hospital	G7
26	Visitor Center	C6
401	Weldon House/St.Agnes House	D8
237	Wenner Gren Research Addition	E6
70	Wenner Gren Research Lab	F6
21	Wessels Engineer 's House	D6
200	Wethington Building	G8
43	Whalen Building (Eng.Transportation Research)	C8
25	White Hall Classroom Building	C7
242	Wildcat Lodge	B6
78	Wilford Building – Medical Ctr Annex 5	G6
456	William T.Young Library	F5
223	Wright Medical Plaza (Kentucky Clinic)	F7
45	WUKY (McVey Hall)	D7
126	Zeta Tau Alpha Sorority	D5

NOTE: Building numbers reflect numbers assigned by the University Plant Assets Inventory.

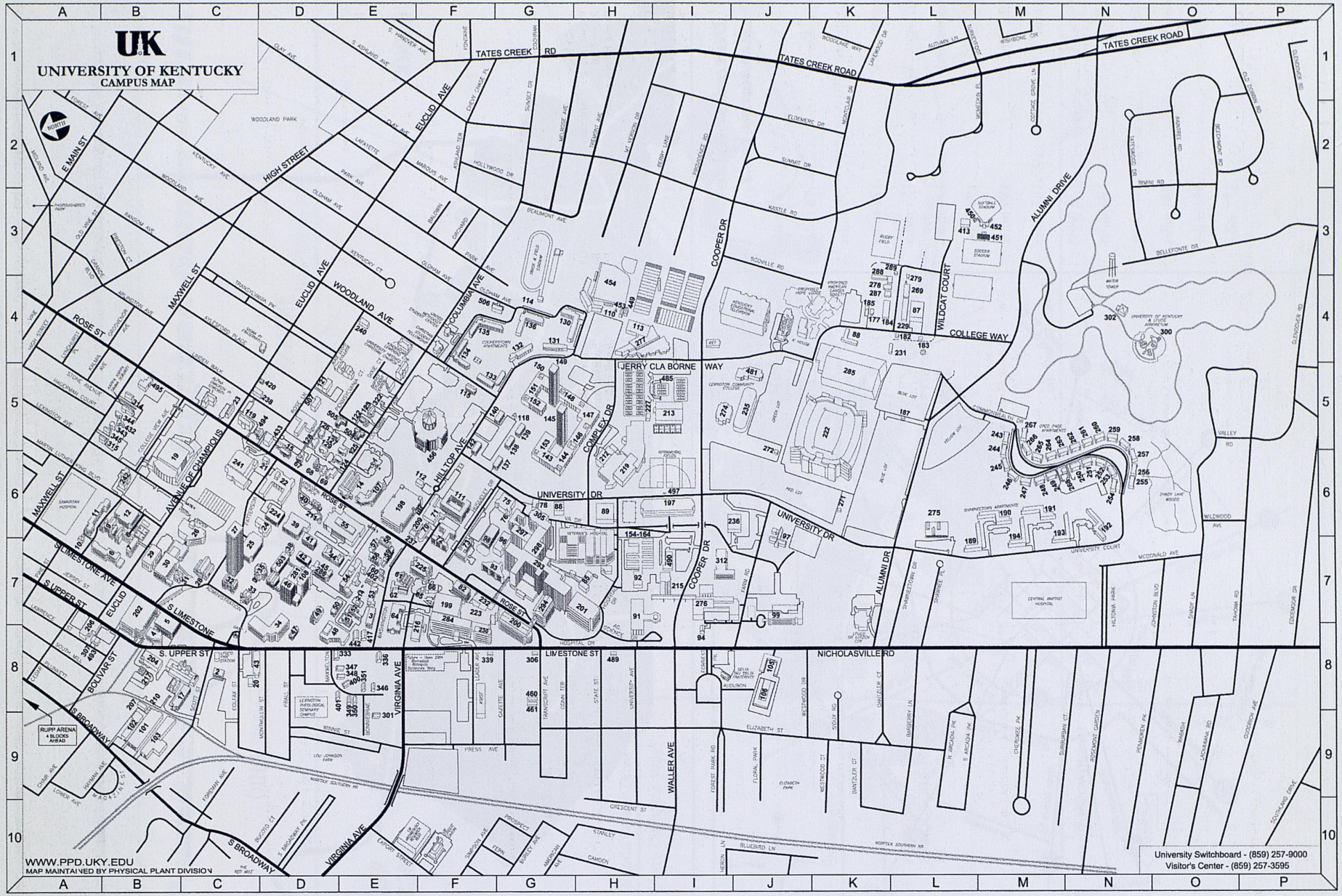
UK
UNIVERSITY OF KENTUCKY
CAMPUS MAP
NORTH
TATES CREEK RD
TATES CREEK ROAD
EUCLID AVE
HIGH STREET
E MAIN ST
MAXWELL ST
ROSE ST
WOODLAND AVE
COLUMBIA AVE
COOPER DR
WILDCAT COURT
COLLEGE WAY
ALUMNI DRIVE
JERRY CLA BORNE WAY
COMPLEX DR
HILLTOP AVE
UNIVERSITY DR
AVENUE OF CHAMPIONS
S LIMESTONE AVE
S UPPER ST
S LIMESTONE
BOLIVAR ST
S BROADWAY
VIRGINIA AVE
LIMESTONE ST
NICHOLASVILLE RD
WALLER AVE
RUPP ARENA 4 BLOCKS AHEAD
WOODLAND PARK
WWW.PPD.UKY.EDU
MAP MAINTAINED BY PHYSICAL PLANT DIVISION
University Switchboard - (859) 257-9000
Visitor's Center - (859) 257-3595

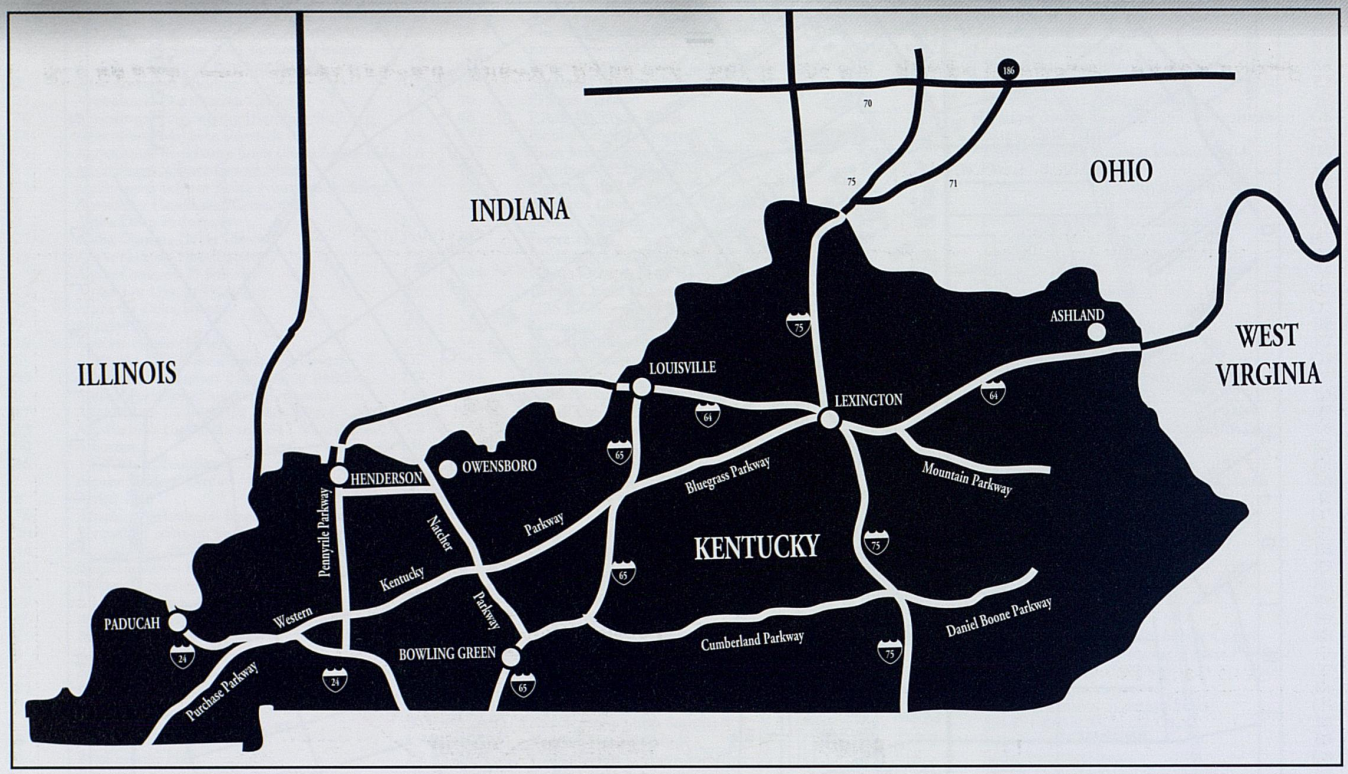

Distance Table
(Lexington to...)

Frankfort, Ky	26 miles
Louisville, Ky.	76 miles
Cincinnati, Oh	78 miles
Huntington, W.V.	122 miles
Bowling Green, Ky	155 miles
Indianapolis, Ind.	171 miles
Owensboro, Ky.	170 miles
Knoxville, Tenn.	189 miles
Charleston, W.V.	182 miles
Columbus, Oh	178 miles
Evansville, Ind.	196 miles
Nashville, Tenn.	217 miles
St. Louis, Mo.	338 miles
Chicago, Ill.	358 miles
Atlanta, Ga.	377 miles

Lexington City Map

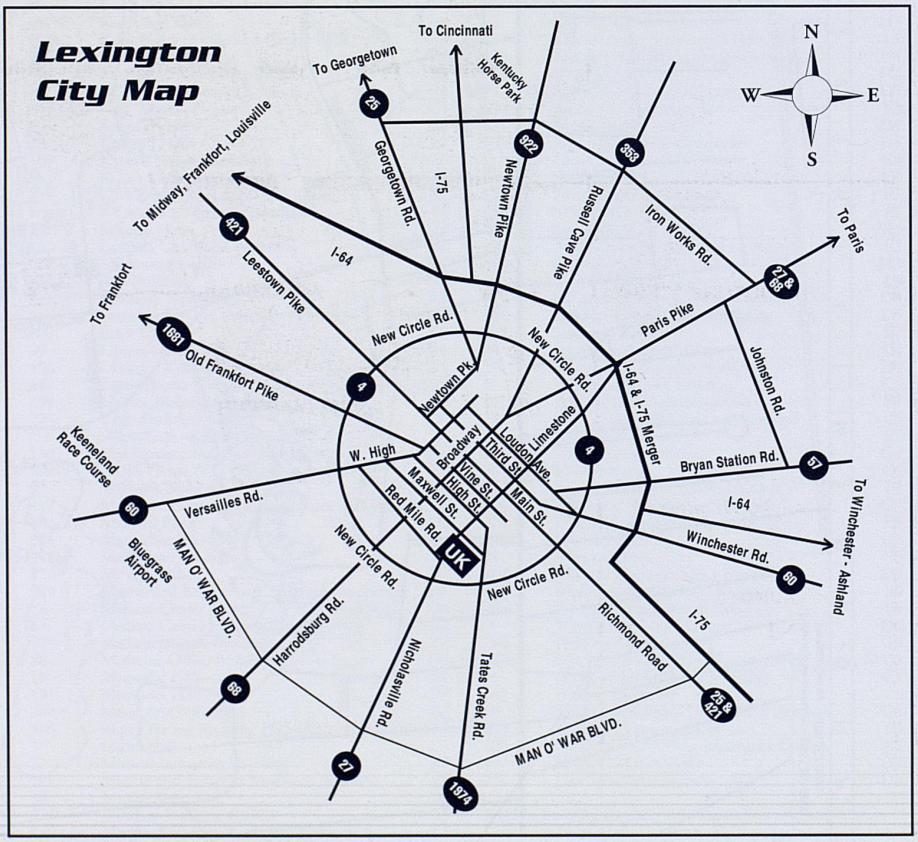

Permit Parking for UK Football Games — 2003

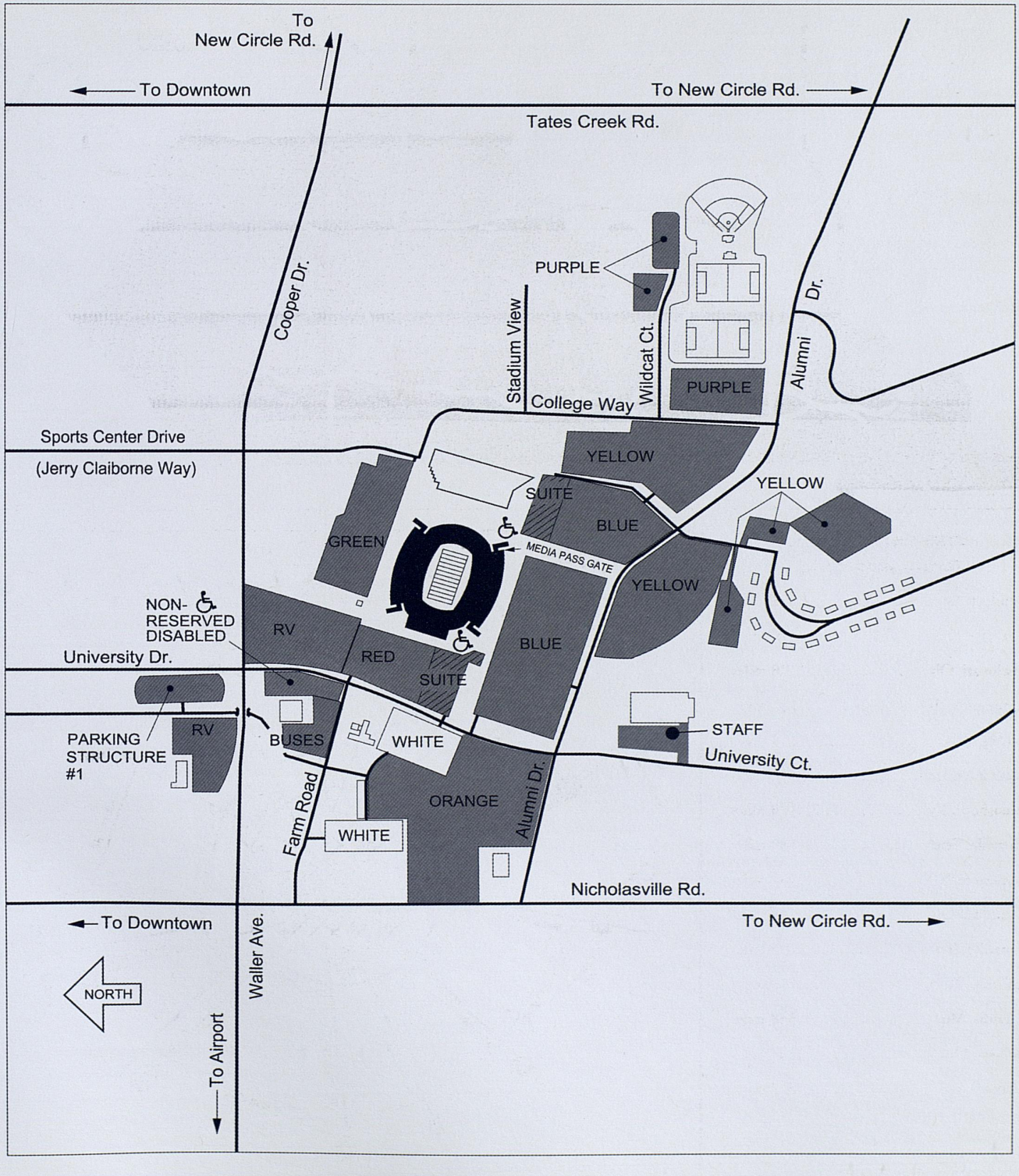

Lodging and Transportation

Lexington Motels

Baymont Inn & Suites
(110 Rooms)
2400 Buena Vista Drive
859-293-6113

Campbell House Inn
(373 Rooms)
1375 Harrodsburg Road
859-255-4281

Comfort Inn
(124 Rooms)
2381 Buena Vista Drive
859-299-0302

Continental Inn
(325 Rooms)
801 New Circle Road
859-299-5281

Courtyard by Marriott
(158 Rooms)
775 Newtown Ct.
859-253-4646

Courtyard by Marriott-Hamburg
(90 Rooms)
1951 Pleasant Ridge
859-263-9090

Days Inn South
(56 Rooms)
5575 Athens-Boonesboro Rd.
859-263-3100

Econo Lodge
(69 Rooms)
5527 Athens-Boonesboro Rd.
859-263-5101

Embassy Suites
(230 Rooms)
1801 Newtown Pike
859-455-5000

Fairfield Inn
(63 Rooms)
3050 Lake Crest Cir.
859-224-3338

Four Points Hotel
(174 Rooms)
1938 Stanton Way
859-259-1311

Hampton Inn
(125 Rooms)
2251 Elkhorn Road
859-299-2613

Hampton Inn South
(68 Rooms)
3060 Lake Crest Cir.
859-223-0088

Hilton Garden Inn
(100 Rooms)
1973 Plavart Place
859-543-8300

Hilton Suites
(174 Rooms)
245 Lexington Green Circle
859-271-4000

Holiday Inn North
(307 Rooms)
1950 Newtown Pike
859-233-0512

Holiday Inn South
(150 Rooms)
5532 Athens-Boonesboro Rd.
859-263-5241

Hyatt Regency
(374 Rooms)
401 West High Street
859-253-1234

Kentucky Inn
(111 Rooms)
525 Waller Avenue
859-254-1177

LaQuinta Inn
(132 Rooms)
1919 Stanton Way
859-231-7551

Marriott Griffin Gate
(409 Rooms)
1800 Newtown Pike
859-231-5100

Radisson Plaza
(389 Rooms)
369 West Vine Street
859-231-9000

Red Roof Inns
(118 Rooms)
2651 Wilhite Drive
859-277-9400

Sheraton Suites
(155 Rooms)
2601 Richmond Road
859-268-0060

Shoney's Inn
(101 Rooms)
2753 Richmond Road
859-269-4999

Springs Inn
(196 Rooms)
2020 Harrodsburg Road
859-277-5751

Super 8
(110 Rooms)
925 Newtown Pike
859-231-6300

Wyndham Garden
(174 Rooms)
1938 Stanton Way
800-WYNDHAM

For more information on visiting Lexington, contact:
www.visitlex.com

Car Rentals

Avis
(859) 281-1681
1059 S Broadway/Bluegrass Airport
1-800-831-2847

Budget
(859) 254-5400
1127 Winchester Road/Bluegrass Airport
1-800-527-0700

Enterprise
1-800-325-8007

Hertz
(859) 254-3496
1800 Newtown Pike/Bluegrass Airport
1-800-654-3131

National
(859) 254-8806
Bluegrass Airport
1-800-227-7368

Thrifty
(859) 255-9641
568 New Circle Road
1-800-367-2277

Airline Services

Delta Airlines
1-800-221-1212

Northwest Airlink
1-800-225-2525

Trans World Airlines
1-800-221-2000

US Air
1-800-428-4322
859-255-8555

United Airlines
1-800-241-6522
(859) 253-3800

Taxi Services

United Transportation
(859) 231-8294
708 West Third Street


2003
Kentucky
Football



"As one of the nation's top-50 universities, the University of Kentucky has set a high standard of being the best in academics and athletics. To date, UK has achieved 71 national rankings for excellence with several of our programs among the nation's best.

"At UK, we understand that true learning takes place at all times and in all places. Student-athletes choosing UK enjoy the best in academic support. We were the first school in the nation to build an academic facility exclusively for student-athletes. We believe that our Center for Academic and Tutorial Services (CATS), our academic staff, and our support system compare favorably with any school in the country.

"I have been very pleased with the leadership provided by Athlerics Director Mitch Barnhart in moving all UK sports toward national competitiveness.

"The Kentucky football program also has excellent leadership, with coaches who are committed to helping student-athletes reach their full potential. They bring a superb mix of professional and collegiate experience, with 71 combined years in pro football and having coached in 55 college bowl games.

"As members of the Southeastern Conference, the top football league in America, our facilities and fans are second to none. There's nothing like the excitement of a beautiful football Saturday at Commonwealth Stadium."

Dr. Lee T. Todd Jr.
President, University of Kentucky



Dr. Lee T. Todd Jr (left), President of the University of Kentucky, and wife Patsy are shown here honoring Wildcat offensive tackle Antonio Hall and a mentor student during a UK men's basketball game.

UK is Unique

The University of Kentucky is unique, a university on the move, with everything a student needs for a great education.

- Students represent 117 countries, all 50 states and every county in Kentucky. UK repeatedly ranks in the guide 100 Best Colleges for African-American Students.
- UK's scholars – students, faculty and alumni – have been honored by Nobel, Pulitzer, Rhodes, Fulbright, Guggenheim, Grammy, Metropolitan Opera and other prestigious panels.
- UK boasts numerous national rankings for academic excellence. The Martin School of Public Policy and Administration, College of Law and College of Medicine are highly ranked in *U.S. News & World Report's* rankings of the best graduate schools.
- At UK, a spirit of collaboration stirs multidisciplinary research that extends across the campus – and beyond. Our researchers now engage in projects with professors at the University of Louisville, at Murray State University and other public and private institutions across Kentucky, and in other states, and abroad.
- UK makes an impact of more than $4.4 billion on the state's economy. For every $1 in state taxes allocated to UK, there is a return of more than $15 – or 1,500 percent – in the communities it serves.
- During the last fiscal year, UK achieved expenditures exceeding $212 million. These numbers place the University 36th on the list of public institutions and 52nd among public and private universities.
- UK is one of only a few universities in the country with a teaching and research campus, a medical center, and a community college all in one central location.
- The William T. Young Library book endowment is the second-largest in the nation, second only to Harvard.
- UK was selected as one of only 13 major research universities in the nation entitled to award Arnold and Mabel Beckman Foundation Scholarships to students conducting undergraduate research work in chemistry, biochemistry, and biological and medical sciences.
- UK was a recent recipient of the Harry S Truman Foundation Honor Institution Award for exemplary participation in the Harry S Truman Scholarship program. UK has participated in the Truman Scholarship program for more than 20 years. Eleven Truman Scholarships have been awarded to UK students.

Bachelor Degree Programs at Kentucky

College of Agriculture
- Agricultural Biotechnology
- Agricultural Economics
- Agricultural Education, Communications, and Leadership
- Animal Sciences
- Food Science
- Forestry
- Landscape Architecture
- Natural Resource Conservation and Management
- Plant and Soil Science
- Pre-Veterinary Medicine

College of Arts and Sciences
- Anthropology
- Biology
- Chemistry (B.A.)
- Chemistry (B.S.)
- Classics
- Economics
- English
- Foreign Language and International Economics
- French
- Geography
- Geology
- German
- History
- Latin American Studies
- Linguistics
- Mathematical Economics
- Mathematics
- Philosophy
- Physics (B.A.)
- Physics (B.S.)
- Political Science
- Psychology
- Russian and East European Studies
- Sociology
- Spanish

Gatton College of Business and Economics
- Accounting
- Decision Science and Information Systems
- Economics
- Finance
- Management
- Marketing

College of Communications & Information Studies
- Communication
- Integrated Strategic Communication
- Journalism
- Telecommunications



College of Design
- Architecture
- Interior Design

College of Education
- Early Elementary Education
- Health Promotion
- Kinesiology - Non-Teacher Certification Program
- Kinesiology - Teacher Certification Program
- Middle School Education
- Secondary English Education
- Secondary Foreign Language Education
- Secondary Mathematics Education
- Secondary Science Education
- Secondary Social Studies Education
- Special Education - Learning and Behavior Disorders
- Special Education - Moderate/Severe Disabilities

College of Engineering
- Biosystems and Agricultural Engineering
- Chemical Engineering
- Civil Engineering
- Computer Science
- Electrical Engineering
- Materials Engineering
- Mechanical Engineering
- Mining Engineering



College of Fine Arts
- Art Education (B.A.)
- Art History (B.A.)
- Art Studio (B.A. and B.F.A.)
- Arts Administration (B.A.)
- Music (B.A.)
- Music Education (B.M.M.E.)
- Music Performance (B.M.)
- Theatre (B.A.)
- Theatre (B.F.A.)

College of Health Sciences
- Communication Disorders
- Communication Disorders - Graduate Program
- Physical Therapy

College of Human Environmental Sciences
- Dietetics
- Early Childhood Education, Interdisciplinary
- Family and Consumer Sciences
- Hospitality Management and Tourism
- Human Nutrition
- Interdisciplinary Early Childhood Education
- Interior Design (see under College of Design)
- Merchandising, Apparel, and Textiles

College of Nursing
- B.S.N-M.S.N. in Nursing
- Nursing (Four Year)
- Nursing (RN)

College of Social Work
- Social Work

Kentucky by the Numbers

1 Kentucky quarterback Tim Couch was the No. 1 pick in the 1999 NFL Draft

5 Number of NCAA records held by kick returner Derek Abney

6 Number of NCAA records set by quarterback Jared Lorenzen

7 Seven of UK's 10 coaches have playing and/or coaching experience in pro football

10 UK has led the league with the most players on the SEC Academic Honor Roll in 10 of the last 19 years

"Being at UK really helped me grow as a student. Diversity here is widespread, and learning to be associated with people with a variety of backgrounds has helped me grow as an individual."

— Marlon McCree, former UK linebacker, now with the Jacksonville Jaguars

21 Number of Freshman All-America and SEC All-Freshman honors won by the Wildcats since 1997

25 Kentucky has ranked in the nation's top 25 in attendance every year since 1999

38 Number of live national or regional TV appearances made by the Wildcats over the last six years

50 The University of Kentucky is one of the Top 50 national schools for quality and value, according to the *U. S. News and World Report*

55 The Kentucky coaching staff has participated in 55 bowl games

71 Number of UK's academic and research programs that have achieved national rankings



Derek Abney set five NCAA records for kick returns last season.

71 UK coaches have 71 seasons of experience in professional football, including 59 years in the NFL

100 UK has been ranked as one of the nation's top 100 schools for African-American students

243 The UK coaching staff has a total of 243 seasons of experience as a pro football coach/player/administrator or collegiate coach



Jared Lorenzen holds six NCAA records for passing and total offense.

100,000 Approximate number of UK fans at the Cats' bowl appearances following the 1998 and 1999 seasons

"Going through classes and football was a time of great growth for me. I can't put in words how much it helped me to go to the University of Kentucky."

— Craig Yeast, former UK All-America wide receiver

100,000 Pounds of equipment available in the UK weight room

132,000 Square feet of space in UK's beautiful Nutter Field House

2,400,000 Dollars spent on the Ohio Casualty Center for Academic and Tutorial Services expansion

27,600,000 Amount of money UK spent on the expansion of Commonwealth Stadium

58,000,000 Dollars spent to build the University's William T. Young Library

4.4 Billion Dollars is UK's impact on the Kentucky state economy

Why the High School All-Americans Come to UK



"When I came to UK, I liked every coach I met. I got along with everybody, and when I hung out with the guys, everybody liked each other."

– Offensive tackle Antonio Hall of Canton, Ohio, was named to the USA Today and Parade magazine 1999 All-America teams.

Offensive tackle Antonio Hall earned Freshman All-America honors in his first season as a Wildcat. Going into his senior season, he is on the preseason watch lists for the Outland Trophy and Lombardi Award.

Defensive end Dennis Johnson set the UK season record for sacks and is now playing for the NFL's Arizona Cardinals.



"I could have gone to Florida State, which was already established, but I thought I could play early at UK and still win. With the coaching staff, you know you're going to be productive. The facilities are great. I loved the players when I visited. I thought college players would be cocky, but everybody here was down to earth. That impressed me."

— Defensive end Dennis Johnson of Harrodsburg, Ky., was the 1997 National High School Player of the Year by Sports Illustrated and the National Defensive Player of the Year by USA Today, The Sporting News, and Parade magazines.

Want to Succeed as a Freshman?

Looking for success as a freshman? Then look no further than the University of Kentucky.

Over the last six years, seven players have earned Freshman All-America honors (see chart on next page). In addition, 14 Wildcats have been chosen for the SEC All-Freshman team.

The 2002 season continued that trend, as kicker Taylor Begley and defensive end Deion Holts were named to the SEC All-Freshman unit.





(above:) Defensive tackle Ellery Moore was named to the 2001 SEC All-Freshman team.

(top left:) Freshman All-America offensive tackle Antonio Hall blocked for quarterback Jared Lorenzen, the 2000 SEC Co-Freshman of the Year.



Defensive tackles Jeremy Caudill (68) and Dewayne Robertson (63) started every game as true freshmen during the 2000 season. Robertson was selected by the New York Jets as the No. 4 pick in the first round of this year's NFL draft.

Honors Won by Kentucky Freshmen Since 1997

Freshman All-America (7)

FS Willie Gary, 1997

OT Matt Brown, 1998

SS David Johnson, 1998

DE Dennis Johnson, 1998

OG Kip Sixbery, 1999

OT Antonio Hall, 2000

RB Chad Scott, 2000

SEC All-Freshman (14)

FS Willie Gary, 1997

K Seth Hanson, 1997

FB Derek Homer, 1997

OT Matt Brown, 1998

SS David Johnson, 1998

OG Kip Sixbery, 1999

WR Derek Abney, 2000

OT Antonio Hall, 2000

QB Jared Lorenzen, 2000

DT Dewayne Robertson, 2000

RB Chad Scott, 2000

DT Ellery Moore, 2001

K Taylor Begley, 2002

DE Deion Holts, 2002



In his first game as a Wildcat, kicker Taylor Begley nailed three field goals and was named SEC Special Teams Player of the Week. Following the 2002 season, Begley claimed a spot on the SEC All-Freshman team.



Shown here blocking an LSU punt, Deion Holts went on to earn SEC All-Freshman honors in 2002.



Derek Abney was an SEC All-Freshman pick in 2000.

Thinking About Pro Football?
Come Play for Coaches Who Have Been There

Is playing in the National Football League one of your goals? If so, it makes sense to spend your college years playing for coaches who have been there.

Six members of the UK coaching staff -- including Head Coach Rich Brooks -- played and/or coached pro football. The staff has 71 years of pro experience, including 19 playing seasons and 52 years in coaching or administration.

UK Head Coach Rich Brooks is a 10-year NFL coaching veteran, including two years as head coach of the St. Louis Rams. As defensive coordinator of the Atlanta Falcons, he helped guide that team to its only Super Bowl appearance in franchise history.

UK defensive coordinator Mike Archer spent the last seven seasons on the staff at Pittsburgh, helping develop the Steelers' linebackers into one of the top groups in the league. Pittsburgh won four divisional championships with Archer.

Defensive backs coach Steve Brown is well-

Rich Brooks served as Head Coach of the St. Louis Rams and was defensive coordinator for Atlanta when the Falcons went to the Super Bowl.

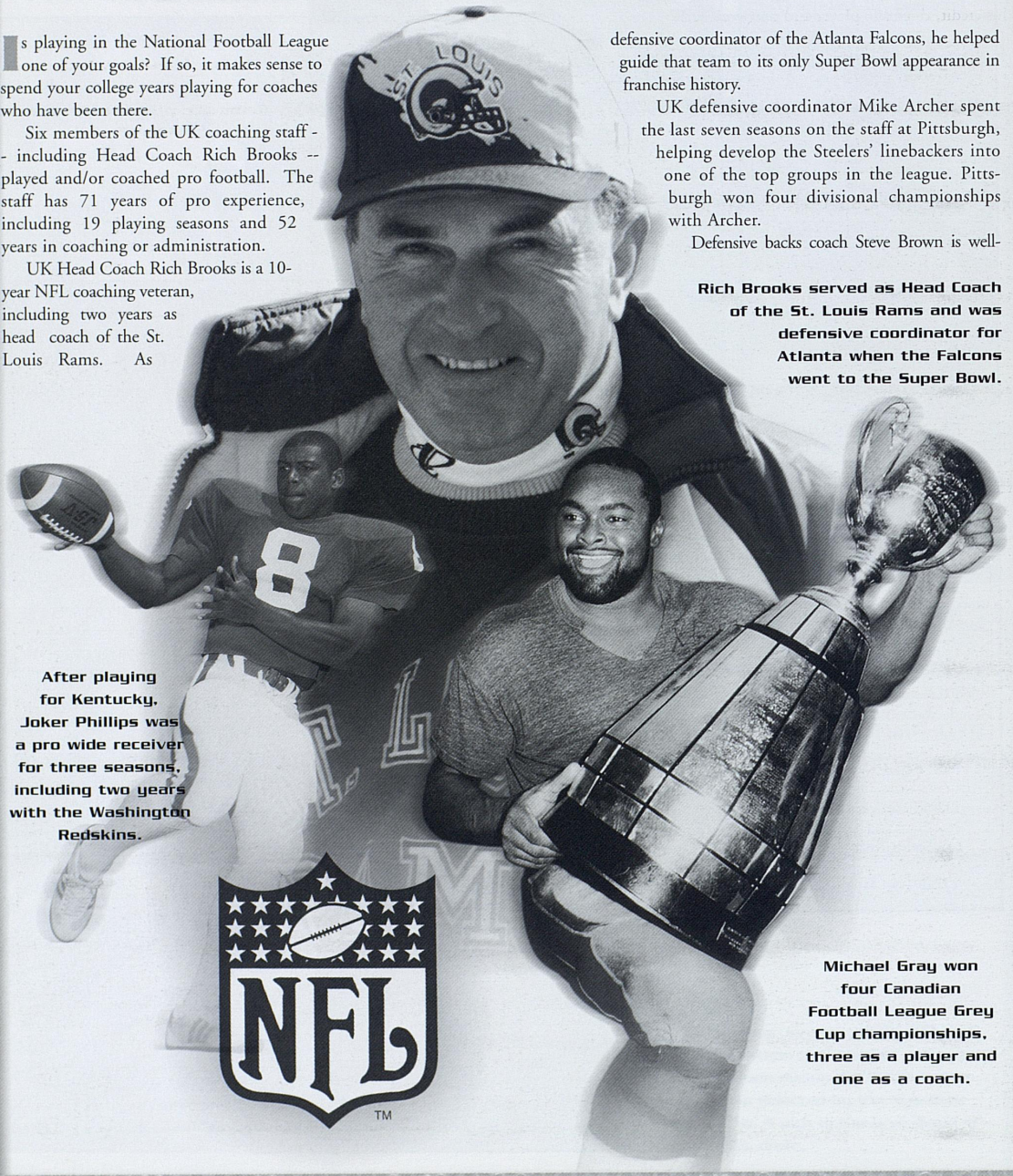

After playing for Kentucky, Joker Phillips was a pro wide receiver for three seasons, including two years with the Washington Redskins.

Michael Gray won four Canadian Football League Grey Cup championships, three as a player and one as a coach.

NFL™

suited for his role, having played eight years as a cornerback for the Houston Oilers (now the Tennessee Titans). Brown also coached six years with the St. Louis Rams and was a part of a Super Bowl championship team.

Like Brown, defensive line coach Michael Gray has pro experience as a player and coach. Gray played eight seasons in the Canadian Football League. He also coached two years in the CFL and one year in the NFL. He has four CFL Grey Cup championships to his credit, three as a player and one as a coach.

Special teams coordinator and tight ends coach Steve Ortmayer owns two Super Bowl championship rings from his time with the Raiders. He has 25 seasons experience in the NFL as a coach and administrator, having worked with Kansas City, Oakland, Los Angeles, San Diego, St. Louis, and Green Bay.

Wide receivers coach and recruiting coordinator Joker Phillips has three pro playing seasons, two with Washington in the NFL and one with Toronto of the CFL.



Steve Brown coached six years with the St. Louis Rams and played eight years for the Houston Oilers.

Steve Ortmayer has 25 years of NFL coaching and administrative experience and won two Super Bowl championships while with the Raiders.





Mike Archer helped build the Pittsburgh Steelers' linebackers into one of the most respected groups in the NFL.

What the Pros Say About UK



Tim Couch - Cleveland Browns

"I loved playing at Kentucky. The fans are great and it meant a lot to play in front of them … Playing in Kentucky's passing offense and playing in the SEC helped me get ready for the pros. The quarterback has a lot of responsibility in the system and the speed in the SEC is better than any conference in the country. It gets you ready for the NFL."

Couch was the NFL's No. 1 draft pick in 1999.
He is entering his fifth season with the Cleveland Browns.



Dermontti Dawson - Pittsburgh Steelers

"I enjoyed my time at Kentucky immensely. The basics I learned at UK helped me get started in the NFL. UK helped showcase what I could do as a player … Academically, it was great."

Dawson was an All-Pro center and played in seven Pro Bowls.
He played 13 years for the Steelers.



Dennis Johnson - Arizona Cardinals

"Being from Kentucky, it was great to go to UK. Success doesn't come easy, and UK was a good learning tool. The coaches helped prepare me for the NFL. Being at UK was an experience I'll never forget."

Johnson is entering his second season with the Cardinals.



Eric Kelly - Minnesota Vikings

"Kentucky is a place with good people where I made great friends and became closer to God. It has a great campus life and plenty of activities. The academic center was also a big advantage for us ... We played in front of big crowds every Saturday, we had a lot of media attention and we played against big-time competition each week. It was a scaled-down version of the NFL."

Kelly is entering his third season with the Vikings.



Quentin McCord - Atlanta Falcons

"Being a student-athlete at Kentucky was great. The academic center was really helpful. We had great tutors and counselors ... Playing at Kentucky really helped prepare me for the NFL. We played against top competition and top players."

McCord is entering his third season with the Falcons.



Marty Moore - New England Patriots

"At Kentucky, I learned a lot about discipline, hard work, and what it takes to play in this league, but they wanted you to get your education before you thought about playing pro football. Playing at UK was a great experience for me."

Moore played seven seasons with the Patriots,
including two Super Bowls.



Doug Pelfrey - Cincinnati Bengals

"Like a lot of other kids in Kentucky, I grew up wanting to play for the Wildcats. I was lucky enough to live out my childhood dream to play for UK. Academically and athletically, UK is a great institution."

Pelfrey held eight team records for Cincinnati, including career records for field goal accuracy and most field goals made. He played seven seasons for the Bengals.



Craig Yeast – New York Jets

"I wouldn't change my time at Kentucky for the world. Some of the best years of my life, both in football and as a person, were at UK. Being at UK helped me grow up as a man."

While at UK, Yeast became the leading pass receiver in SEC history.

Super Bowl Wildcats

Twenty-two Wildcats have played for teams that advanced to the Super Bowl a total of 31 times. Carwell Gardner leads the list with four Super Bowl appearances with Buffalo and Larry Seiple played in three Super Bowls with Miami.

Here is the list of players, the teams for which they played, and the Super Bowls in which the teams played:

Player	Team(s)	Super Bowl(s)
George Adams	New York Giants	1987
Sam Ball	Baltimore	1969, 1971
Oliver Barnett	Buffalo	1994
Rodger Bird	Oakland	1968
George Blanda	Oakland	1968
Alfonzo Browning	San Francisco	1995
Doug Davis	Minnesota	1970
Dermontti Dawson	Pittsburgh	1996
Tom Dornbrook	Pittsburgh	1980
Willie Gary	St. Louis	2001
Carwell Gardner	Buffalo	1991, 1992, 1993, 1994
Irv Goode	Miami	1974
Frank LeMaster	Philadelphia	1981
Marc Logan	Cincinnati	1989
	San Francisco	1995
Rick Massie	Denver	1988
Lou Michaels	Baltimore	1969
Marty Moore	New England	1997, 2002
Babe Parilli	New York Jets	1969
Joker Phillips	Washington	1988
Derrick Ramsey	Oakland	1981
	New England	1986
Larry Seiple	Miami	1972, 1973, 1974
Bob Talamini	New York Jets	1969

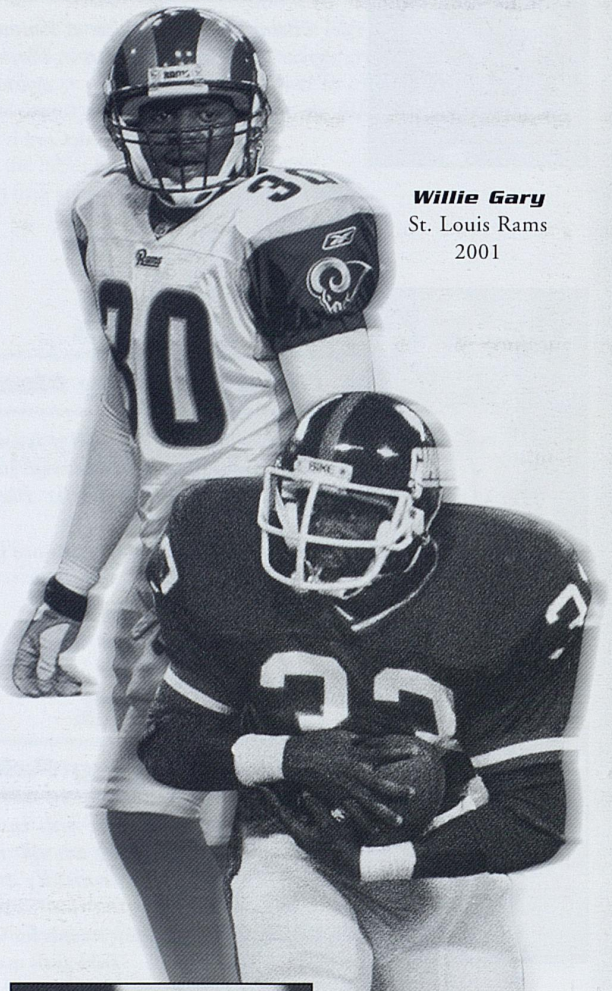

Willie Gary
St. Louis Rams
2001



George Adams
New York Giants
1987

Dermontti Dawson
Pittsburgh Steelers
1996



Babe Parilli
New York Jets
1969

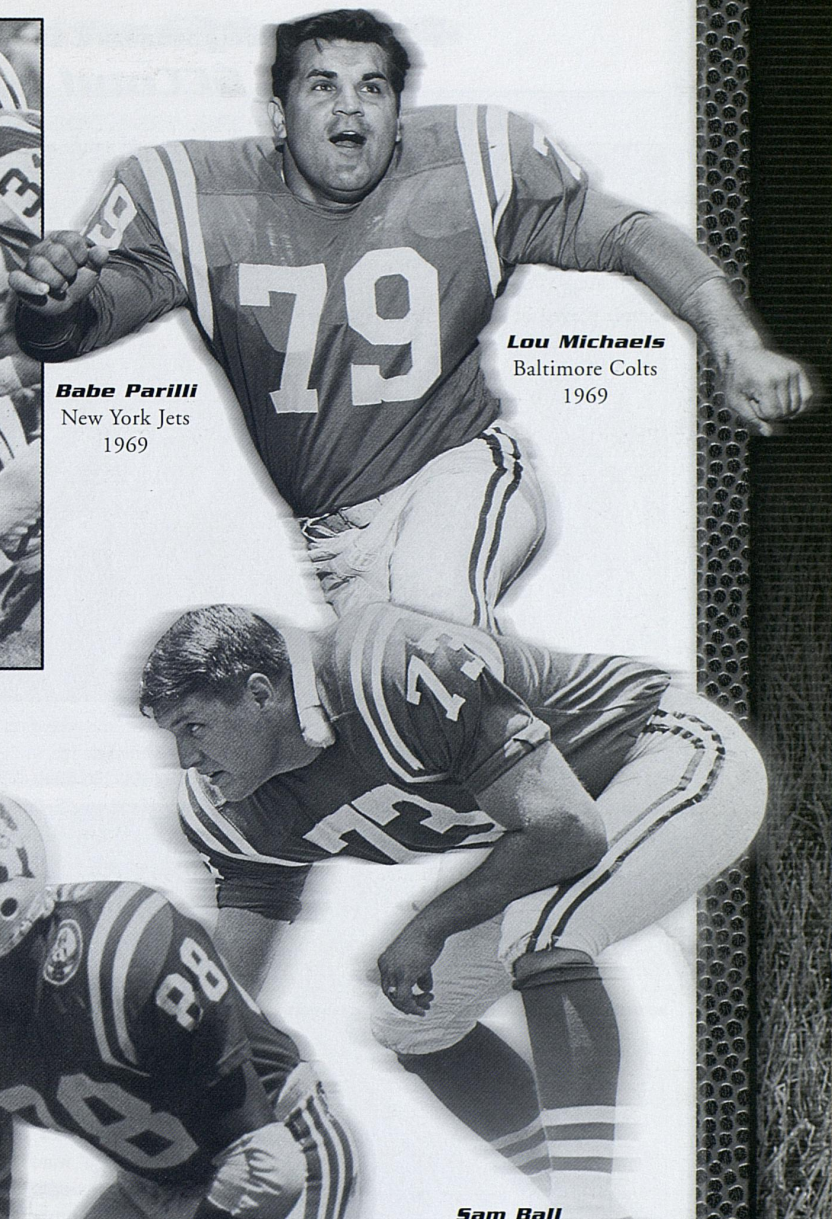

Lou Michaels
Baltimore Colts
1969

Sam Ball
Baltimore Colts
1969 and 1971

Derrick Ramsey
Oakland Raiders
1981
New England Patriots
1986

Doug Davis
Minnesota Vikings
1970

The Southeastern Conference – SECond to None



SEC fans have led the nation's conferences in total attendance for 22 straight years.

SEC Football ... A Tradition of Excellence

In the ever-changing world of intercollegiate athletics, the tradition of excellence in the Southeastern Conference has remained constant.

Winning--on and off the field of play--is an SEC trademark. Since 1951, SEC teams have won 14 national championships, including three in the decade of the 1990s.

"Playing in the SEC is a really good experience, everybody's dream. If you want recognition, to play against the best, and be on TV, you want to be in the SEC."

— Eric Kelly, former UK cornerback, now with the Minnesota Vikings

The 12 schools currently in the SEC have appeared in 324 post-season bowl games - the most of any conference in the country. The SEC has posted a winning non-conference record every year since 1933 with the exception of one season (1979).

The SEC has maintained its place as one of the top conferences in college football by its vision and leadership. The SEC was the first to have a conference championship game, the first to have its own national television package and the first to have seven post-season bowl tie-ins.

Off the field, 236 football players made the SEC Academic Honor Roll in 2002. The SEC has had 125 of its own football student-athletes named to the Academic All-America first team since 1954.

The NCAA Postgraduate Scholarship, given to student-athletes who maintain a cumulative 3.0 grade point average during their collegiate careers and perform with distinction in varsity football, has been awarded to 64 former SEC gridiron standouts.

What will the 2003 season bring to the Southeastern Conference? Several things are certain - fans will pack SEC stadiums in record numbers to watch exciting college football and conference teams will enjoy a record number of national television exposures. It promises to be another great year of SEC Football in 2003!

SEC is Tops in Total Attendance in 2002

For the 22nd straight season, the SEC recorded the largest total attendance figure of any conference in the nation. In 2002, more than six million fans passed through the turnstiles at SEC stadiums. A total of 6,085,156 fans attended 83 home games in 2001, an average of 73,315, also tops in the nation. SEC stadiums were filled to an average of 96.7 percent of capacity for each home game in 2001, also highest in the nation.

SEC Football Televised by CBS, ESPN, JP

For the eighth straight season in 2003, CBS will be the national network provider of Southeastern Conference football. The network will also carry SEC men's and women's basketball games. The SEC and CBS have extended its current contract through the 2008-09 season. The agreement expands CBS Sports' current SEC football commitments and provides exclusive national network broadcasts of SEC home games throughout the season.

The SEC also has contracts with ESPN and espn2 for national cablecasts. Jefferson-Pilot Sports also regionally syndicates an "SEC Game of the Week."

SECond to None

- From 1997-2002, the SEC sent 46 teams to post-season bowl games, the most of any conference in the nation.
- For six straight years, the SEC has led all conferences for the most players selected during the NFL Draft. In 2003, 43 SEC players were chosen in the NFL Draft.
- In 16 of the last 23 seasons, no league has posted a better non-conference regular-season winning percentage than the SEC.

AP Top 10 Finishes in the 1990s

		Total Teams	Different Teams
1.	SEC	22	5
2.	Big 12	18	5
	Big Ten	18	7
4.	ACC	15	4
5.	Pac-10	10	7
6.	Big East	8	4
7.	Independents	4	1
8.	WAC	2	0
	Conference USA	2	3
	Mountain West	2	2
11.	Mid-American	1	1

SEC Committed to Eight Bowls

The SEC will send at least eight of its teams to post-season bowls in 2003.

The conference champion will be part of the Bowl Championship Series, which includes the Rose, Sugar, Orange, and Fiesta Bowls. The Capital One Bowl has the second selection.

The SBC Cotton, Outback, Chick-Fil-A Peach, Gaylord Hotels Music City, Houston, and Mainstay Independence Bowls have the next six teams but in no particular order. The selected team's conference position can vary from year-to-year in order to allow the league some flexibility in providing attractive team matchups, managing repeat bowl appearances, and overall fan appeal.

The SEC sent an NCAA-record nine teams to post-season bowls in 2000. The SEC sent eight teams to post-season bowls in 1999, the first time eight teams from one conference had been to post-season bowls.

The 12 schools of the Southeastern Conference have appeared in 324 post-season bowl games, by far more than any other conference. The next closest league is the Big 12, with 51 fewer appearances. The SEC has a 51.4 winning percentage in bowl games and, during the last six seasons, has posted a 29-22 bowl record, for a 56.9 winning percentage.

Here is the 2002-03 SEC bowl arrangement:

Bowl Championship Series (Sugar, Fiesta, Orange, Rose), Jan. 1-4
Southwestern Bell Cotton Bowl, Jan. 2, Dallas
Chick-Fil-A Peach Bowl, Jan. 2, Atlanta
Capital One Bowl, Jan. 1, Orlando
Outback Bowl, Jan. 1, Tampa
MainStay Independence Bowl, Dec. 31, Shreveport
Gaylord Hotels Music City Bowl, Dec. 31, Nashville
Houston Bowl, Dec. 30, Houston

Conference Bowl Records

(Using current conference alignments through 2002-2003 bowl season)

Conference	App.	W-L-T	Pct.
Southeastern	324	160-151-13	.514
Big 12	273	130-139-4	.484
Big Ten	198	100-95-3	.513
Pacific 10	193	96-91-6	.513
Atlantic Coast	179	92-82-5	.528
Big East	125	61-63-1	.492
Conference USA	83	36-44-3	.452
Mountain West	82	34-45-3	.433
Western Athletic	75	36-37-2	.493
Mid-American	38	20-18-0	.526
Sun Belt	8	4-3-1	.563



Wildcat fans celebrate the Music City Bowl trip. Approximately 100,000 Kentucky fans attended the Outback Bowl and Music City Bowl following the 1998 and 1999 seasons.

Play the Best in America

When you play for Kentucky, you play against the best teams the nation has to offer.

Great players like to play against great players, and as a member of the Southeastern Conference, Kentucky is assured of playing among the best.

Kentucky's 2003 schedule includes five teams that played in bowl games last season, along with a Division I-AA team that advanced to the national playoffs.

Kentucky plays eight SEC games every season. UK's permanent opponents each year are Florida, Georgia, Mississippi State, South Carolina, Tennessee, and Vanderbilt.

Kentucky's non-conference schedule also is exciting. Each year, the Wildcats take on a pair of nearby rivals - Louisville and Indiana - that are fierce battles for state and regional supremacy. Fans pack the stadium for these intense, emotional rivalries.

The 2003 Kentucky Schedule

Date	Opponent	Site	Time
Aug. 31	Louisville (espn2)	Home	6:30
Sept. 6	Murray State	Home	7:00
Sept. 13	at Alabama	Tuscaloosa	TBA
Sept. 20	at Indiana	Bloomington	5:00
Sept. 27	Florida	Home	7:00
Oct. 4	open		
Oct. 11	at South Carolina	Columbia	1:00
Oct. 18	Ohio (Homecoming)	Home	7:00
Oct. 25	Mississippi State	Home	7:00
Nov. 1	Arkansas	Home	1:00
Nov. 8	open		
Nov. 15	at Vanderbilt	Nashville	2:00
Nov. 22	at Georgia	Athens	1:00
Nov. 29	Tennessee	Home	1:00

Note: All times Eastern and subject to change if selected for network television

Wildcats Wear Nike

Across the nation, only a select few schools have an exclusive all-sports contract with Nike, the athletic apparel and equipment manufacturer. Kentucky is one of those schools.

The Wildcats' uniforms, shoes, shorts, sweatshirts, and other athletic clothing are provided by Nike. Thanks to Nike's extensive research and product development, UK athletes stay on the leading edge with the quality and style of their gear.

All 22 UK sports teams will use Nike shoes and equipment through the 2006-2007 school year. UK will receive more than $11 million in clothing, equipment, and cash during the current five-year contract.

Wildcats merchandise also is being seen around the world as never before, thanks to the strength of Nike's national and international marketing.

Learn From the UK Coaches at Summer Camp

One way to make the most of your ability is to receive instruction from the Wildcats' coaching staff at the UK summer football camps.

UK offers a variety of camps in the month of June, from players age eight through high school seniors. Contact and non-contact camps are offered, along with specialized camps for quarterbacks and wide receivers, offensive linemen, and defensive players. There also is a team passing tournament.

A special feature of the camps is the direct involvement of the UK coaching staff. At some schools' summer camps, large numbers of outside coaches are brought in and the host coaches have minimal involvement with the campers. Not at UK. From registration until the end of camp, the UK coaches are directly involved with the campers.

For specific dates, costs of camp, and other camp information, call the UK football office at 859-257-3611 or write to:

UK Summer Football Camps
Commonwealth Stadium
Lexington, KY 40506

Hi, Mom, We're on TV!

Being a University of Kentucky Wildcat ensures plenty of television exposure.

As a member of the Southeastern Conference, Kentucky has television contracts with CBS, ESPN, espn2, and Jefferson-Pilot Sports to broadcast the Wildcats' games.

Media interest in the Wildcats and the exciting brand of UK football has grown steadily.

Kentucky has had 38 live national or regional television appearances in the last six years, an average of more than six TV games per season. UK had a school-record nine live TV games during the 1999 season.

In addition, games not shown on network TV are usually telecast by the UKTV Network.



Play-by-play announcer Dave Neal (left) and expert analyst Dave Rowe form the announcing team for the SEC Game of the Week on Jefferson-Pilot Sports. Neal, in his fifth season with JP Sports, also hosts the "SEC TV Weekly" one-hour magazine series that airs on Fox Sports Net South. Rowe enters his 10th season with JP Sports. He was an All-Pro performer in the NFL and won a Super Bowl ring with the Oakland Raiders. Completing the crew is sideline reporter Dave Baker, a former member of the UK Radio Network.

Commonwealth Stadium

The Lair of the Wildcats

At Commonwealth Stadium, UK fans look forward to their 31st year in the lair of the Wildcats.

In 1999, both ends of the stadium were enclosed, along with the construction of 40 suites, 10 in each corner of the stadium. The total number of seats was increased to 67,606.

Additional features of the stadium expansion included two Mitsubishi Diamond Vision video boards, a new sound system, new scoreboards, additional restrooms and concession stands, and new concourse televisions.

The architect of the expansion was HNTB of Kansas City, Mo., and Turner Construction of Cincinnati, Ohio, managed the construction. A total of $27.6 million was allocated for the stadium project.

The latest upgrade at Commonwealth Stadium is a new playing surface. Beautiful Bermuda grass was installed during the summer of 2001 and the playing area was named C. M. Newton Field at the season opener on Sept. 1.

When constructed in 1973, Commonwealth Stadium had a capacity of 57,800. It was completed at a cost of $12 million by the firm of Huber, Hunt, and Nichols. The stadium and parking areas rest on an 86-acre plot that was once part of the UK Experimental Station Farm Grounds.

The stadium was officially opened on Sept. 15, 1973, as the Wildcats moved into their new home after spending 48 years at Stoll Field/McLean Stadium across from Memorial Coliseum. Kentucky defeated Virginia Tech in the stadium opener, 31-26, as quarterback Ernie Lewis ran for two touchdowns and threw for another TD to lead the Wildcats.

Since its opening, Kentucky has played 187 games within the friendly confines of Commonwealth Stadium. And indeed, a 100-83-4 record and a .545 winning percentage is evidence that Commonwealth is a home field advantage for the Wildcats.

Excellent attendance figures also have gone hand-in-hand with Kentucky football and Commonwealth Stadium. The Wildcats have averaged 55,807 fans in those 187 contests at Commonwealth Stadium. In fact, 10,435,867 spectators have witnessed Kentucky football at Commonwealth Stadium - that's more than two and one-half times the population of Kentucky.

The 10-millionth person to attend a UK football game came during the 2002 season opener against Texas-El Paso. The five-millionth person to attend a game at Commonwealth Stadium was Jack Crowe, who walked through the gate as number 5,000,000 on Oct. 3, 1987, as Kentucky played host to Ohio.

"Putting on that jersey makes you feel good - a sense of pride, wearing that number and representing your school, knowing all the people are cheering for us ... The fans are always riled up in Commonwealth. It gets your blood pumping."

— David Johnson, former Wildcat safety

An enclosed press box, which seats 110 members of the media, is located between the decks of the stadium's west side. Included in the press box area are 10 private booths (three for VIPs), a photography deck, and two dining areas. The press box is serviced by two elevators.



Commonwealth Stadium was expanded in 1999.

Attendance Booming at Kentucky

The Wildcat fans have responded in record numbers to the excitement of Kentucky football in recent seasons.

The University expanded Commonwealth Stadium prior to the 1999 season, and since that time, Kentucky has averaged 65,171 fans per game and ranked in the nation's top 25 in attendance each season.

Commonwealth Stadium has a seating capacity of 67,606, and when game workers, players, media, etc., are included, attendance can surpass the 70,000 mark. Eight crowds have reached 70,000 since the stadium was expanded. The stadium record was set when 71,022 turned out for the Tennessee game in 1999.

Kentucky has ranked in the nation's top 25 in attendance every year since expanding the stadium in 1999.

100,000 Travel to UK Bowl Games

The Kentucky football team is in high demand by the post-season bowl games, and it is easy to understand why. Approximately 100,000 Wildcats fans have attended UK's last two bowl games.

With about 40-45,000 UK fans in the stands, the Outback Bowl enjoyed its first sellout on Jan. 1, 1999. In December 1999, a total of 59,221 people were in attendance at the Music City Bowl – almost all of them clad in blue and white.

OUTBACK BOWL TAMPA BAY

GAYLORD HOTELS MUSIC CITY BOWL



Fans have turned out in record numbers to see the Wildcats. Kentucky averaged a school-record 67,756 fans per game in 1999 in Commonwealth Stadium.



UK fans are entertained by the Wildcats cheerleaders, who have won 12 national cheerleading championships.

Game Day Fun at Commonwealth Stadium



Kicker Seth Hanson was 2000 "Homecoming King" and had the honor of escorting UK's Homecoming Queen.



The Wildcat mascot is a fan favorite.



Kevin Richardson of the Backstreet Boys is a native Kentuckian, a big fan of the Wildcats, and likes to visit the UK sidelines. Pictured at right is Kevin signing autographs after a UK victory.



Kentucky cheerleaders keep the crowd pumped up. UK has won 12 national cheerleading championships.



The T-shirt reads, "Kentucky Football is Life. The rest is just details."



Former Miss America, Kentucky's own Heather Renee Henry, visited Commonwealth Stadium.



The fans clamor for "D-fence" (defense)!

Cheering on the Cats!

One of the finest indoor practice facilities in the nation is on the campus of the *University of Kentucky.*

Even when the weather turns cold, there's a place where Kentucky football is hot.

That place is the Nutter Field House, a marvelous $8.5 million structure that is the home of the Wildcats on occasions of inclement weather.

The Nutter Field House has many benefits for the football team. First, it is the team's headquarters during the off-season winter conditioning program. When other teams are shivering in cold weather, or trying to run inside in cramped conditions, the Wildcats have a spacious, climate-controlled place for conditioning. Each athlete receives the maximum benefit from his workout.

Second, the Kentucky football team never has to miss a practice, or have the effectiveness of practice reduced, because of bad weather. The indoor facility is always ready.



The magnificent indoor field house.



An outdoor view of the Nutter Field House.

"Nutter Field House is one of the biggest and best field houses in the country. It's a great benefit to have available when the weather requires it."

— Rich Brooks,
University of Kentucky Head Coach

Third, the field house assists in game preparation. When Kentucky plays an opponent whose field is artificial turf, the Wildcats can practice on the surface and be ready to play on Saturday.

Fourth, the players have a place to sharpen their individual skills whenever the Wildcats aren't practicing as a team.

Even more than an indoor practice field, the field house can accommodate the year-round needs of 12 Kentucky sports — football, baseball, softball, gymnastics, men's and women's indoor and outdoor track, men's and women's golf, and men's and women's soccer.

The Nutter Field House, which was dedicated in a ceremony on Sept. 2, 1993, covers more than 132,000 square feet and is located adjacent to the south end zone of Commonwealth Stadium. It is named for E.J. Nutter and his family for their support of and service to the university.

The Nutter Field House paid immediate dividends to the Kentucky football program. In its first year of existence, it served as the team's practice headquarters when the team earned a berth in the 1993 Peach Bowl.

The indoor facility features an actual playing field of 108,000 square feet, including a full-size artificial turf football field. The football field is surrounded by a six-lane, 290-meter track which expands to nine lanes down the straight-aways. Areas for field events are also included for the pole vault, high jump, and long jump. A 9,000-square foot gymnastics room is located in the front of the building and serves as the UK GymCats' practice home.

One of the most unique features of this multi-million dollar showplace is the electronic netting system. This system allows for different combinations of sports to practice safely, at the same time, by dividing the playing field. The nets can be lowered to separate the entire playing field from the track, or form four batting cages for baseball or driving ranges for golf. The playing field can be divided in halves to create two football, soccer, or baseball playing areas.

The height of the indoor facility is 72 feet at its apex. This height allows punting, and field goal targets sewn into the nets permit realistic PAT/field goal kicking during practices.

Also included in the facility is 3,000 feet of office space for the facility manager, receptionist, and coaches. The building also includes another 4,000 square feet of storage space.

"The first time I saw it (the Nutter Field House), I was amazed, and that's an understatement. I visited a lot of schools, and this is the best I saw."

— Dennis Johnson,
All-America defensive end,
now with the Arizona Cardinals



(left:) Four cages, like the ones shown at left, can be used as batting cages for baseball or driving ranges for golf.



(right:) The lobby area of the field house.



(left:) Computerized netting with goal posts (see rear of photo) allow for field goal attempts inside the field house. The center net divides the field in half, allowing for two different field activities when needed.



(right:) The field house has an auxiliary training room.

New Locker Room

In the future, the Kentucky football team will be enjoying a renovated locker room in the Nutter Training Center.

The renovated area will be called the "Alumni Locker Room." The project is being spearheaded by former Wildcats as a gift "From the Players to the Players." Longtime UK equipment manager Tom Kalinowski and director of K Fund donor benefits Susan Renaker are helping coordinate the effort.



The E.J. Nutter Training Facility

The UK football alumni have two goals:

Goal #1 – Raise approximately $150,000 for the construction, installation, and upgrading of the Nutter Training Center Locker Room. The renovation emphasizes UK's goal of keeping the student-athlete at the heart of the program by providing the state-of-the-art support facilities. Upgrading the locker room also will help in the recruitment of future Wildcats.

Goal #2 – Give our past, present, and future Wildcats a sense of togetherness, family, and pride. Involving former players is a way for the current team to remember the past while helping the former players feel more a part of the current program.

Former players who give at least $500 to the project will have a silver nameplate attached to one of the new lockers. Each nameplate will be inscribed with the former player's name, position, and years at Kentucky.



"From the Players to the Players"

E.J. Nutter Training Facility

One of the nation's showcase football facilities rests on the southeast corner of the University of Kentucky campus.

The modern E.J. Nutter Football Training Facility ranks among the best in the country. Built at a cost of $5.7 million, the facility officially became the home of Kentucky Wildcat football in September 1987.

The Nutter Center, as it is called on the UK campus, encompasses over 48,000 square feet. It is located on Jerry Claiborne Way, just across Cooper Drive from Commonwealth Stadium.

Aside from dressing facilities, which feature large, personal lockers for every Kentucky football player, the Nutter Center is highlighted by a 9,000-square-foot weight room. The weight room has 100,000 pounds of free weights in addition to numerous strength and conditioning machines.

The Nutter Center also has 11 meeting rooms, a state-of-the-art video and editing room for coaches' film, equipment and training rooms, staff and player lounges, a sprint track, sauna and jacuzzi, an aerobics room, and three racquetball courts.



Ervin J. Nutter donated $1 million toward the construction of the Nutter Football Training Facility.

A touch of Kentucky history is on display in the foyer area. The memorabilia case holds UK trophies from such games as the Great Lakes Bowl, the Sugar Bowl, the Cotton Bowl, the Peach Bowl, and the Hall of Fame Bowls. The case also displays UK's 1976 Southeastern Conference championship trophy.

The facility is named in honor of the late Ervin J. Nutter, a UK alumnus who contributed one million dollars to start the fund-raising campaign. The Nutter gift to the UK Athletics Association was one of the largest gifts ever received by the UKAA.

Nutter, a graduate of Hamilton (Ohio) High School, entered the UK College of Engineering and worked his way through college as an electrician. He left UK before graduation and passed the State of Ohio's examination for stationary engineers, becoming the youngest licensed stationary engineer in the state.

"It's definitely the top facility in the country. The way it's laid out is incredible. The technology is there, it's top-of-the-line.

"I've talked to former UK players who have gone to pro teams and they've told me that we have better facilities than they do."

— Matt Layow,
former UK defensive end

He worked three years for Procter & Gamble's Power Division before returning to UK to receive his bachelor's degree in mechanical engineering in 1943.

After serving with distinction with the engineering division at Wright-Patterson Air Force Base, Nutter became president of Elano Corporation. He later became president of Acme Screw Products of Dayton, Ohio.

While his unprecedented gift represented Nutter's love for the UK athletics program, his love for the University as a whole is well-documented. Nutter served two terms (1966-68) as president of the UK National Alumni Association and four years as chairman of the UK Development Council Board.

Another important part in building the Nutter Center was the donation of $300,000 by Seth Hancock, a central Kentucky horse-



Players enjoy a spacious, comfortable locker room.

"They expect us to be the best, so they give us the best. There's an atmosphere of winning (in the Nutter Training Center), and it rubs off on you."

— James Whalen, former UK All-America tight end, now with the Dallas Cowboys

man. Hancock also played a key role in raising the necessary dollars for the facility as chairman of the united effort to raise $2.7 million from private donors.

The ceremonial dedication of the Nutter Center took place on Sept. 11, 1987, with Nutter, Hancock, Jerry Claiborne (then UK head coach), Cliff Hagan (then UK athletics director), and former UK president Otis Singletary in attendance.



The sprint track inside the Nutter Center.



A partial view of the Wildcats' weight room, which features seven Olympic lifting platforms, more than 100,000 pounds of free weights, and numerous specialized strength and conditioning machines.



In 2002, the Nutter Training Facility was expanded with the addition of the Paul Orberson Football Office Complex. Orberson, a Central Kentucky businessman, gave a $1.6-million gift to help fund the project.

Strength Program





What kind of impact has been made by Marc Hill, UK Strength and Conditioning Coach? Let the players tell you.

"Coach Hill is so practical about everything we do. Everything we do in the weight room, even the smallest detail, pertains to what we do on the field."

— Marlon McCree, former UK linebacker, now with the Jacksonville Jaguars

"The psychological part of lifting weights really helps. When it comes game time, I'm as prepared as anybody else. Coach Hill is doing a great job."

— David Johnson, former strong safety

"Coach Hill chooses exercises that pertain to football. Each player's workout schedule is personalized to what he needs."

— Ronnie Riley, former linebacker, member of the National Strength Coaches All-America team

"I like what Coach Hill is doing because everything is football related. He's also a good person. He treats you like you want to be treated. You get your work done and still have fun."

— Eric Kelly, former cornerback, now with the Minnesota Vikings

Hill came to the University of Kentucky in Feb. 1999 from the University of Arizona, where he worked with the football and men's basketball teams. His efforts in the weight room helped Arizona be a perennial bowl contender in football and the basketball team won the 1997 NCAA championship.

"Coach Hill and Coach (Doug) Elisaia do a great job of working with our players," Coach Rich Brooks said. "It's also a big advantage to have a strength facility that is totally dedicated to football."

Hill's blueprint for success contains the following items:

• overall development of the athlete through weight lifting and cardiovascular training;
• plyometric training, which increases agility by teaching muscles to contract more quickly, efficiently, and powerfully;

• extra emphasis on areas needing the most strength gains;
• specific exercises tailored to each player's position; and
• nutrition education so that players get maximum benefit from their workouts.

"We believe in a system that trains the complete athlete," Hill explains. "Everybody wants to be stronger, faster, leaner, and more powerful. We achieve that through upper and lower body work and Olympic-style lifting.

"As a strength and conditioning staff, we also have to individualize the needs of each athlete so that they achieve their maximum genetic potential. We have position-specific exercises for each player. In the weight room, we mimic the movements the players do on the field."

Hill's strength and conditioning team includes assistant Doug Elisaia and interns Kevin Deweese and Evan Simon. The strength staff not only works on the physical aspect of football, but also the mental.

"We're here to motivate players and also teach them to motivate themselves," Hill says. "We teach motivation and time organization, things that carry over into all aspects of their lives."

The staff operates in one of the nation's best weight rooms, a facility that is reserved exclusively for football.

For starters, the Nutter Center's weight room is 9,000 square feet in size. In free weights alone, UK has 100,000 pounds of equipment - 75,000 pounds of free weights and 25,000 in dumbbells. There are also seven Olympic lifting platforms.

To complement the free weights, UK has an abundance of Hammer equipment, stationary bicycles, and treadmills.

"There are very few weight rooms like this that are exclusively dedicated to football," Hill says. "If a player needs a special workout time because of a class conflict, we can work him out when he needs it and not have to worry about another team being in there."

Hill approaches his tasks with great enthusiasm. He does it naturally, but says that it is easy to do so at Kentucky.

"I'm a firm believer that the players have to like it here. There's no reason that the players can't work hard and also enjoy doing it. If there is no fun involved, I don't think players will work their hardest. We try to make this a fun, positive place to be so that the players will be able to achieve the maximum."



Strength and conditioning coach Marc Hill helps Shane Boyd with his weightlifting technique.

Mr. Wildcat *Overall Champion of Strength, Speed & Power*		***NSCA All-American*** *National Strength & Conditioning Association All-American*	
1982	Pete Venable	1976	Dan Fowler
1983	Lawrence Lee	1977	Richard Jaffe
1984	Don Sabatino	1978	Felix Wilson
1985	Maurice Douglass	1979	Tim Gouch
1986	Marc Logan	1980	Rick Strein
1987	Martin Pennington	1981	Don Fielder
1988	Mark Sellers	1983	Keith Martin
1989	Jeff Brady	1984	George Adams
1990	Jeff Brady	1985	Vernon Johnson
1991	Dean Wells	1986	Marc Logan
1992	Dean Wells	1987	Dermontti Dawson
1993	Darryl Conn	1989	Oliver Barnett
1994	Steven Hall	1990	Randy Holleran
1995	Mike Schlegel	1992	Jody Matthews
1996	Mike Schellenberger	1993	Marty Moore
1997	John Schlarman	1994	Melvin Johnson
1998	Mark Jacobs	1995	Carlos Collins
1999	Anwar Stewart	1996	Van Hiles
2000	Eric Kelly	1997	Littleton Ward
2001	Gus Jacobs	2001	Patrick Wiggins
2002	Mike Kamphake	2002	Ronnie Riley



UK Weightlifting Records

Bench Press: 585, by Jody Matthews

Clean: 440, by Jody Matthews

Olympic Squat: 850, by Oliver Barnett

Total Lifts: 1,760, by Jody Matthews

Walk-ons Earn Scholarships

at the University of Kentucky

The University of Kentucky Wildcat coaching staff believes in the value of walk-ons – non-scholarship players – on the football team.

UK also believes in rewarding walk-ons with scholarships. Over the last six years, 29 walk-on players have been placed on full scholarship. Although he has been here only a few months, Coach Rich Brooks already has granted a scholarship to one walk-on, linebacker Deion Holts.

"Throughout my career, we've had walk-ons who have played significant roles on the team and earned scholarships," Coach Rich Brooks said.



(above:) James Whalen is one of 29 walk-on players who have been awarded a full scholarship over the last six seasons. Whalen became a first-team All-American and a fifth-round draft choice of the NFL Tampa Bay Buccaneers. He is now with the Dallas Cowboys.

"Being a walk-on at UK gave me the opportunity to build my life and my future for success."

— Dallas Cowboys tight end James Whalen, who went from walk-on to All-American during his time at UK

Walk-ons Awarded a Full Scholarship Since 1997

Player	Position	Hometown
Tayo Agboke	S	Houston, Tex.
Coleman Barnes	C	Bardstown, Ky.
Neal Brown	WR	Danville , Ky.
Jimmy Carter	P	Dunwoody, Ga.
Garry Davis	WR	Fairborn, Ohio
Win Gaffron	TE	Nashville, Tenn.
Justin Haydock	LB	Louisville, Ky.
Alex Herman	WR	Union, Ky.
Deion Holts	LB	Bowling Green, Ky.
Gary Hughes	WR	Louisville, Ky.
Gus Jacobs	RB	Louisville, Ky.
Brian Johnson	K	Ripley, W.V.
Robert Jones	DE	Crawford, Ga.
Paul McGonagle	TE	Reading, Mass.
Alvin Noble	WR	Waipahu, Haw.
Eric Ogletree	FS	Cincinnati, Ohio
Glenn Pakulak	P	Lapeer, Mich.
Mark Perry	QB	Chillicothe, Ohio
Mike Riddle	C	Cincinnati, Ohio
Brandon Sanders	K	Versailles, Ky.
Tyler Siddens	WR	Louisville, Ky.
A.J. Simon	FB	Newport, Ky.
Andy Smith	P	Franklin, Ky.
Grayson Smith	DE	Salyersville, Ky.
Nigel Smith	FS	Lexington, Ky.
Nate VanSickel	DT	Moulton, Iowa
James Whalen Jr.	TE	Portland, Ore.
Patrick Wiggins	SS	Suwanee, Ga.
Jeff Zurcher	SS	Berne, Ind.



Punter Glenn Pakulak came to Kentucky as a walk-on and left as a first-team All-American. Pakulak became the top punter in school history. He also won the Mosi Tatupu Award as the National Special Teams Player of the Year.

Medical Staff and Services



UK Athletic Trainer Jim Madaleno (right of photo) has earned the trust of the Kentucky players in the prevention and care of athletic injuries.

"Jim (Madaleno) and Ross (Blackport) are very up-front with you. They do an excellent job in getting you ready to play. Jim's been with the world champion Giants in the NFL, so he knows what he's talking about."

— Dennis Johnson, former defensive end now with the Arizona Cardinals

In the game of football, there is no substitute for proper health care and medical treatment.

UK is blessed to have a first-class medical staff, led by Head Athletic Trainer Jim Madaleno and Assistant Athletic Trainer Ross Blackport.

The UK athletic training staff is comprised of six full-time trainers, additional graduate assistants, and approximately 20 student assistants. The trainers work closely with UK's team physicians, Dr. Tom Armsey, Dr. Rob Hosey, Dr. James Jagger, Dr. Darren Johnson, Dr. Scott Mair, and Dr. Tim Wilson. A variety of consultants, covering every medical specialty, are available. Altogether, the medical team handles the needs of athletes in 22 sports at UK.

"Our doctors and trainers are outstanding," Coach Rich Brooks said. "We are very well staffed, with more medical and athletic training personnel available than anywhere I've been."

The UK trainers work in a superb area. The Nutter Center training room covers more than 5,000 square feet and includes ample space for taping and treatment. Inside the training room is a modern rehabilitation area and whirlpool therapy area, as well as physicians' and trainers' offices.

The latest addition to the training room is the "Swim-Ex," a state-of-the-art aquatic therapy system that is used for the rehabilitation of injuries.

Equipment

The University of Kentucky football equipment room is under the able direction of veteran Equipment Manager Tom Kalinowski.

Kalinowski is in his 29th year at UK, including four years as a student manager and 25 years in his current role. Kalinowski and his staff of approximately 12 student managers are involved in the daily maintenance of the student-athletes' equipment.

Proper fitting of equipment is a key component of injury prevention, and Kalinowski personally fits each player with the appropriate equipment — helmet, shoulder pads, shoes, etc. — according to height, weight, and position. Much of the uniforms and practice gear is supplied to UK through its contract with Nike.

Maintenance, repair, and cleaning of equipment is also vital in the prevention of injury, and the UK staff performs those duties on a daily basis.

"Being a Nike school, we have excellent uniforms and equipment," Coach Rich Brooks said. "And, Tom Kalinowski is as good an equipment man as I've been around. He's very knowledgable."



"Everything we get is the best and we get a wide variety of equipment. And, if something doesn't fit exactly right, Tom will order it for you."

— Willie Gary, former UK and St. Louis Rams free safety

Equipment Manager Tom Kalinowski is responsible for the distribution and maintenance of the Wildcats' equipment. UK's game uniforms, shoes, and practice gear are provided through UK's contract with Nike.

Ohio Casualty Center for Academics and Tutorial Services (CATS)



Four Wildcats from the 2002 team – (from left) Ronnie Riley, Mike Kamphake, Morris Lane, and Coleman Barnes – completed their degrees before their senior season.

One of the cornerstones in the philosophy of University of Kentucky Athletics is a commitment to academic success.

Wildcats football players have done more than their share to achieve that goal. Here is a list of their accomplishments:

- Since 1984, Kentucky has placed 289 players on the Southeastern Conference Academic Honor Roll, more than any other league school in that period;
- In 1996, Kentucky had 20 players qualify for the SEC Honor Roll - at that time a league record;
- Kentucky won the 1989 College Football Association Academic Achievement Award for having the highest graduation rate among Division I-A football programs. UK was the first SEC school to win the award and the Wildcats achieved honorable mention status in four other years.

"The CATS Center is the best support system I've been around," Coach Rich Brooks said. "The computers, the study space, the tutors, and the personal care our students get is outstanding. It goes beyond schoolwork and extends into resumes, job interviews, and career planning."

Much of the credit for UK's academic success goes to the Athletics Association's academic support system - the Center for Academic and Tutorial Services, or simply, "CATS."

"One thing that really stands out about my time at Kentucky is CATS. Mr. Bradley, Barb Deniston, and the staff did a great job. We had access to computers, tutors, study halls ... It was very nice to have those resources available. Academically, it was great."

— Dermontti Dawson, former Wildcat and All-Pro center with the Pittsburgh Steelers

UK opened CATS in 1981, the nation's first academic center dedicated exclusively to student-athletes. Over the years, as the services offered by CATS have grown, so did the need for additional space.

As a result, UK has built a new facility - the Ohio Casualty Center for Academic and Tutorial Services, thanks to a one-million-dollar grant from the Ohio Casualty Insurance Group. The new Ohio Casualty Center opened in 1998 at a total cost of $2.4 million.

The new CATS, constructed in Memorial Coliseum, includes:

- 20,000 square feet of space - more than double the size of the former CATS facility;
- a computer room housing 35 computers;
- a study area which accommodates 90-100 people;
- 24 tutoring rooms;
- a career development and life skills resource center;
- a community outreach office; and
- offices for the staff.

Certainly, a facility is a good start, but any program - especially in academics - is only as good as the people who run it. And UK is fortunate to have outstanding leaders in its academics support system.

Bob Bradley, Associate Athletics Director for Student Services, oversees the CATS program. Bradley was named National Academic Advisor of the Year in 1989 and 1992.



In 1981, Kentucky was the first school to open an academic center dedicated exclusively to student-athletes. A new academic center, shown above, was opened in 1998.

CATS has a full-time staff of 10. In addition to Bradley, they are:

- **Barb Deniston**, Director of Academic Services;
- **Mike Haley**, Director of Advising Services;
- **Michael Stone** and **Dan Chiles**, Academic Counselors;
- **Amy Craiglow** and **Beth Stice**, Academic Services Counselors;
- **Lisa Mattingly**, Outreach Coordinator;
- **Martina Martin,** Career and Personal Development Coordinator; and
- **D'Ann Blankenship**, Staff Assistant.

CATS also employs six graduate assistants and numerous tutors, both from the University and the surrounding community. UK has budgeted more than $1,000,000 for the operation of CATS in the coming year.

"We are extremely proud of what we have accomplished in the academic arena," Bradley says. "The CATS program is focused on winning in the classroom. We look at each student-athlete's individual needs, set goals, and develop strategies to attain those goals. Our center provides our student-athletes with a definite advantage over student-athletes at many other institutions. Our goal is to show that we care about the student as well as the athlete."

For the CATS staff, showing you care means more than helping athletes maintain eligibility, graduate, or win awards. The academics staff also prepares student-athletes for life after college with the Wildcat Career Development Program.

The Career Development Program helps student-athletes look to the future through a step-by-step process which includes:

- Mentoring and internships, which help determine career interests;
- career counseling;
- resume writing; and
- forming a career plan.

The Wildcat Career Development Program works closely with the University's Career Planning and Placement Center in order to provide additional assistance when needed.

UK Wins CHAMPS/Life Skills Program of Excellence Award

In 1999, the University of Kentucky was named a "Program of Excellence," which recognizes Division I-A athletics programs that have established student-athlete welfare as the cornerstone of their operating principles. The CHAMPS/Life Skills Award is based on five commitments to student-athletes: academic commitment, athletic commitment, community service commitment, career commitment and personal commitment. UK Athletics strives to keep the student-athlete at the heart of the program.

The William T. Young Library

$58 Million Facility Has the Nation's Second-Largest Book Endowment

In addition to providing the finest in athletic facilities, the University of Kentucky also provides student-athletes with the best in academic facilities. One of the most recent additions to the educational landscape at UK is the $58 million William T. Young Library.

The interior of the library has an airy, open feel.



• *Size:* The library covers 365,350 square feet - more than six football fields. The building is five stories high, plus a basement.

• *Shelf capacity:* If laid end-to-end, the bookshelf space would stretch 198,828 linear feet - that's more than 37 miles of shelf space. The shelves will house 1.2 million books.

The massive William T. Young Library is the centerpiece of the UK campus. Downtown Lexington is in the background.



(right) One of many study rooms in the library. The library can accommodate approximately 4,000 students at any time.



• *Seating capacity:* The library can seat more than 4,000 patrons at one time, a 355 percent increase over the old library. The seating on the fifth floor of the new library equals the capacity of the former library.

• *Computer connections:* Every study table and study carrel in the library has an electrical outlet and a computer jack connected to the university's computer system. Virtually the entire library has wireless coverage.

• *Flexibility:* The library has a state-of-the-art electronic infrastructure that will enable UK to take full advantage of current and emerging technology. In addition, the five floors and basement of the structure are designed as open, flexible spaces, enabling the library to adapt its services and facilities to the future changes in needs of UK students.

• ***Endowment:*** The UK Library has the nation's largest book endowment among public universities and ranks second only to Harvard.

((below) The Library contains more than 37 miles of shelf space.



Cats That Care

UK's Community Outreach Program

It is a privilege to be a student-athlete at a major university. Among the benefits that each student-athlete accrues are significant learning experiences that teach important life lessons. None is more important than learning to give back to the individuals and community that have supported and cheered the student-athlete.

The University of Kentucky has a community and school outreach program that, when initiated, was intended to provide support for young people. The program was viewed as a "one-way" effort, with the student-athlete giving and the community and schools receiving. What actually happened was far more than that.

As UK's "Cats That Care" community and school outreach program has grown over the years, one of the most notable results is the manner in which the student-athletes learn about themselves and grow emotionally. They really do receive by giving.

The Athletic Department's community outreach program began in 1990 when, in cooperation with the College of Education, UK student-athletes "adopted" the fifth-grade class at a local school. The program matched student-athletes one-on-one with the school children. The children set goals and the student-athletes monitored their progress and assisted the students in achieving the goals. The program was highly successful and continues today.

"Cats That Care" has expanded to include many worthwhile programs and team and individual projects, some of which are listed below:



Offensive tackle Antonio Hall has taken part in numerous community service activities, including serving as a youth mentor. He was named to the 2002 National Good Works Team by the American Football Coaches Association.

As a pen pal to an elementary student, athletes encourage students to read.

Americorps: Athletes In Service to America - This program, which began in 1995, addresses the issues of school success and violence prevention in hopes of keeping youth on the right track. It is sponsored by the UK Athletics Association, the Center for the Study of Sport in Society, and AmeriCorps, a national service project designed to help communities meet their education, public safety, human, or environmental needs through service. Post-eligibility UK student-athletes are assigned to local elementary, middle, and high schools. The corps members work between 30-35 hours each week, serving as mentors, facilitators, and instructors. The corps members also conduct interactive workshops in the areas of media literacy, conflict resolution, cultural diversity, and the prevention of violence against women. The presentations are conducted at local schools, community agencies, and summer youth programs.

Buddy Program (College of Education) - Student-athletes serve as role models for elementary students at local schools. Athletes help younger students develop self-esteem through weekly interaction.

Cats Cultivating Character - Once a month, student-athletes volunteer at Russell Cave Elementary School to teach character lessons to a third-grade class.

Celebrity Visitor To Hospital - Student-athletes visit patients at local hospitals, including rehabilitation facilities and veterans hospitals.

Copi-Cat Pen Pal - Student-athletes who are matched with elementary students correspond throughout the academic year.

"When I'm down, kids make me feel good. When they're down, I make them feel good. They're our fans, and they're our family. Without them, there wouldn't be a UK."

— Antoine Huffman, cornerback

D.A.R.E. Graduation Speaker - Student-athletes give motivational speeches to youth as part of the Drug Awareness Resistance Education Program.

Hope Center - Student-athletes volunteer to serve dinner each month.

Hospital Breakfast With Santa - Each year, UK student-athletes assist the UK Hospital with a special Christmas breakfast for children at the hospital.

Kentucky Excel Mentor Program - UK student-athletes serve as mentors for high school students participating in the Kentucky Excel Program. Kentucky Excel provides college scholarships for students who complete the program.

Partners For Youth - UK student-athletes helped the Partners for Youth organization hold a summer festival for Lexington children.

School Speaker - Student-athletes visit a number of local schools, speaking to children on a variety of topics, including the importance of an education, staying off drugs, making good decisions, increasing self-esteem and promoting reading.

Schoolhouse Rock - An "academic pep rally" in which UK student-athletes encourage youngsters in academic and social skills. More than 2,000 fourth- and fifth-graders, representing approximately 15 schools, came to Memorial Coliseum for the first Schoolhouse Rock in April, 1997. The event grew to approximately 4,000 students in 2000.

The Cats' Cause and effect:

"The best program we have going at our school."

—Schoolteacher

"I like my buddy a lot. She helps me with my homework."

—Elementary School Student

"Please do not ever stop this wonderful program. It is one of the most beneficial that our students have ever experienced."

—Schoolteacher

"Not only is St. Nick here for wish-list consultation, but about 50 UK student-athletes have joined him. Cheerleaders, tennis players, soccer players, football players and others, donating their time on a Saturday morning on the eve of finals. It is a sight that will reaffirm your faith in young people."

Pat Forde in an article in the *Louisville Courier-Journal*

"It was a pleasure working with your two AmeriCorps members. They had a great deal of knowledge to offer in their conflict resolution workshop. You have a phenomenal program."

Christine Faas, AmeriCorps Center for School Success

"Please thank the athletes that talked to our students on their visit to UK. The field trip was a wonderful opportunity for the children to experience academic and athletic success at UK."

Cathy Stuphen, Family Resource Coordinator

"The program is so beneficial to our school, community, and most of all to our students who don't have much hope because of the lack of role models."

—Schoolteacher

"We as teachers often say the same things the college students do, but they listen to them many times when they don't hear us. I look forward to this great program each semester."

—Schoolteacher

"Thanks for all your help! UK athletes have helped Bluegrass Impact to provide innovative ideas to meet the needs of families who have children with severe emotional problems. The athletes always make the kids feel better and bring a smile to their faces."

Libby Feindley, Bluegrass Impact

"Copi-Cat is a wonderful program. It's the best way to get my children to read books."

—Elementary School Parent

"If our students want to do something important in life, they have to study as much as play. UK has one of the highest graduation rates and we emphasize that."

—Schoolteacher

"We talk about a lot of things. He (UK student-athlete) helps me to understand why I should get a good education."

—Elementary School Student



Antoine Huffman, shown here visiting a patient at the UK Children's Hospital, often organizes service activities for himself and his teammates. "In the Wildcats' locker room, the caring cornerback's locker is next to a blank space on the wall. Huffman regularly fills the space with sign-up sheets for an endless succession of charitable outings."

— Pat Forde in an article in the *Louisville Courier-Journal*

Lexington, Kentucky

This is Lexington, home of the University of Kentucky. Located at the heart of Kentucky's famous scenic Bluegrass region, Lexington combines the excitement of a metropolitan area with the hospitality of a Southern hometown atmosphere.

With a population of 260,512, Lexington's size makes for the perfect college environment for the University. The city provides a wide range of activities for UK students and their visiting friends and families. For example, among other activities, Lexington visitors can:

- play golf on championship courses;
- tour the world-famous horse farms or visit the Kentucky Horse Park;
- sample the city's night life at the numerous restaurants and music clubs;
- explore the beautiful countryside;
- enjoy horse racing at the Keeneland Race Course and Red Mile Track;
- visit the historic homes;

"I like Lexington a lot. It's a good college town. Everybody knows all about UK. UK is the top dog here."

— Anthony Wajda, former All-SEC free safety

- cheer on numerous sporting events, including UK's 22 sports teams, the Lexington Legends pro baseball team, and the Lexington Horsemen arena football team.



Downtown Lexington at night.

Thanksgiving through New Year's Eve is an especially beautiful time to visit Lexington, when the Horse Park's animated light display, "Southern Lights," warms the holiday season.

Lexington is a city to explore, from shopping and entertainment to one-of-a-kind restaurants and enjoyable accommodations — all within minutes of the UK campus.

The surrounding Bluegrass Region also has numerous tourist options: visit the Kentucky state capital in Frankfort; take a riverboat ride and revisit 19th-century America at the Shaker Village at Pleasant Hill; shop in Berea, the arts and crafts capital of Kentucky; see how bourbon is made at one of the area distilleries; or search for treasures from the past at one of 200 area antique shops.

Lexington residents and visitors to the area enjoy the hospitable, cosmopolitan environment.



The city of Lexington is surrounded by beautiful countryside and horse farms.

For more information on the entertainment opportunities in Lexington, call the Lexington Convention and Visitors Bureau at 1-800-845-3959 or go to www.visitlex.com.

"Lexington reminded me of home. The people around Lexington might be the nicest. The community is great. The people are really behind us."

— David Johnson, former safety

Location: Within a day's drive of 75% of the U.S. population.

Population:
Lexington-Fayette County – 260,512

Time Zone: Eastern

Average Temperatures: (F°)
Spring – 74° high, 34° low
Summer – 86° high, 61° low
Fall – 79° high, 36° low
Winter – 54° high, 23° low

Annual Precipitation:
44.6 inches

Kentucky

"If the United States can be called a body... then Kentucky can be called its heart."

— Jesse Stuart, Noted Kentucky Author

Though the above words were written by one of Kentucky's favorite sons, any one of the millions of visitors to the Bluegrass State each year might nod in agreement.

Kentucky embodies the very essence of America, from majestic mountains and forests to vast sparkling lakes, from rolling acres of farm and pastureland to the hustle and bustle of metropolitan centers. And around every turn in the road, Kentucky's colorful past, which helped shape our country's character, is preserved and maintained for all to enjoy. The result is a state so diverse in travel and recreational opportunities that one is hard-pressed to name its equal.

If asked to describe Kentucky, one word that quickly comes to mind is horses. The Bluegrass region of Lexington and central Kentucky is internationally recognized as the Horse Capital of the World. Lexington is at the heart of the Bluegrass and it preserves the romantic tradition of the horse farms and is the hub of the multi-billion-dollar horse industry.

Kentucky also is a land steeped in the rich history of our nation. Legendary pioneer Daniel Boone laid out Kentucky's second settlement at Fort Boonesborough and nearby, a hundred years later, the Shaker religious sect prospered at picturesque Shaker Village of Pleasant Hill.

Abraham Lincoln was born in Hodgenville (the one-room cabin is part of a National Historic Site). The plantation home that inspired Stephen Foster to write "My Old Kentucky Home" still stands at a state park of the same name. And the region that 200 years ago gave birth to one of Kentucky's most famous exports — bourbon whiskey — is dotted with world-famous distilleries.



"My Old Kentucky Home" in Bardstown is a Kentucky landmark.

Kentucky Facts:

Kentucky is one of only four states in the nation designated as a commonwealth ... The state capital is Frankfort ... Kentucky has 39,728 square miles of land ... Population of the state is 4,092,891 according to a 2002 estimate by the state government ... The three largest cities in the state are Louisville, Lexington, and Owensboro ... The state bird is the cardinal ... The state flower is the goldenrod ... The state tree is the Kentucky Coffee Tree ... The state song is "My Old Kentucky Home" ... Kentucky has more miles of running water than any other state except Alaska ... Kentucky has 44 state parks which annually draw 15.8 million visitors ... Kentucky has the world's longest known cave system — Mammoth Cave — with over 300 miles of mapped passageways.



The Kentucky Derby — called "The Most Exciting Two Minutes in Sports" — is run each year at Louisville's Churchill Downs. Louisville is about a one-hour drive from Lexington.



Recruiting Message to Wildcat Fans

From Coach Rich Brooks

"Obviously, it is of the utmost importance that our coaches, athletic staff, and fans stay compliant to the NCAA rules involving recruiting. The NCAA rules do not allow fans to call, write, or make in-person contact with prospective student-athletes, or their families, on behalf of the University of Kentucky.

"It is permissible for you to recommend a prospective student-athlete to us. If you would like to recommend a player, please write or call the UK football office (Commonwealth Stadium, Lexington, Ky., 40506, phone 859-257-3611). Give us the player's name and the high school he attends. The coaching staff will take it from there. Please do not contact the player, his family, or his coaches on our behalf. Thank you for your cooperation."

The NCAA Rules and You

Compliance with NCAA rules is of the highest priority for our athletics program and institution. As a member of the NCAA, the University of Kentucky is responsible for the actions of its boosters and fans. Even the best-intentioned action on your part may be a violation of NCAA rules. Please contact the UK Compliance Office if you have any questions regarding what is permissible. We encourage our boosters and fans to "Ask Before You Act."

Inquiries should be directed to Sandra Bell, UK Associate Athletics Director, at this address:

Sandra Bell, Compliance Office
University of Kentucky Athletics
Memorial Coliseum
Lexington, KY 40506
Phone: (859) 257-6482
E-mail: sbell@pop.uky.edu

If, for any reason, you are uncomfortable reporting a violation or a concern directly to the athletics department, you may use the "ComplyCat" hotline. This is a toll-free phone number that is staffed 24 hours a day, seven days a week, every day of the year, by an independent contractor. The contractor is professionally trained to take your calls about possible violations, or to arrange for you to receive answers to any questions you have about compliance issues. You will be asked to identify yourself; however, you may remain anonymous if you choose to do so. A case number will be assigned to you along with a call-back date to receive information on how the information you have reported has been investigated. The ComplyCat hotline can be reached by dialing 1-866-275-2287.

Representatives of Athletic Interests

A "representative of Kentucky's athletic interests," or booster, is anyone who:

- Has ever participated in or is currently a member of the various athletic department support groups;
- Has purchased season tickets;
- Has made a donation to the athletics program;
- Has helped arrange summer and/or vacation employment for student-athletes or provided benefits to student-athletes; or
- Has been involved, in any way, in the promotion of UK's athletic program.

Recruiting

Only coaches and athletic department staff may be involved in the recruiting process. Athletic representatives are prohibited from contacting a prospective student-athlete or members of his/her family by telephone, letter, e-mail, or in person for the purpose of encouraging participation in athletics at the University of Kentucky. This prohibition remains in effect even after the prospect signs a national letter-of-intent (scholarship offer).

Prospective Student-Athlete

A prospective student-athlete is a person who has started classes for the ninth grade.

Extra Benefits

Prospective and current student-athletes may not receive extra benefits. An extra benefit is any special arrangement by an institutional employee or representative of the institution's athletic interests to provide a student-athlete or his/her family a benefit not authorized by NCAA legislation. Extra benefits would include, but are not limited to:

- Cash or loans in any amount;
- Co-signing or arranging a loan;
- Gifts or free services (such as airline ticket, restaurant meal, etc.);
- Use of an automobile;
- Rent-free or reduced-cost housing;
- Money for, or a guarantee of, bail or bond;
- Employment of a student-athlete at a rate higher than the wages paid for similar work; and
- Payment to a student-athlete for work not performed.

Your commitment to helping the University of Kentucky comply with the letter and spirit of the rules of the NCAA and SEC is greatly appreciated.

2003 Wildcat Seniors



Derek Abney



Chris Bernard



Leonard Burress



Ryan Byars



Jeremy Caudill



Tim Funderburk



Win Gaffron III



Antonio Hall



Justin Hutton



Jared Lorenzen



Sylvester Miller



Jamie Saylor



Nick Seitze



Nate VanSickel




Leonard Burress
Mike Williams
Jason Rollins
Shane Boyd
UK Cheerleaders
12-Time National Champions



2003 Schedule

Aug. 31	Louisville (espn2)	6:30	Oct. 18	Ohio (Homecoming)	7:00
Sept. 6	Murray State	7:00	Oct. 25	Mississippi State	7:00
Sept. 13	at Alabama	TBA	Nov. 1	Arkansas	1:00
Sept. 20	at Indiana	5:00	Nov. 8	open	
Sept. 27	Florida	7:00	Nov. 15	at Vanderbilt	1:00
Oct. 4	open		Nov. 22	at Georgia	1:00
Oct. 11	at South Carolina	1:00	Nov. 29	Tennessee	1:00

(all times Eastern and subject to change)

ukathletics.com

2003 Kentucky Football



2003 Schedule

Aug. 31	Louisville (espn2)	6:30	Oct. 18	Ohio (Homecoming)	7:00
Sept. 6	Murray State	7:00	Oct. 25	Mississippi State	7:00
Sept. 13	at Alabama	TBA	Nov. 1	Arkansas	1:00
Sept. 20	at Indiana	5:00	Nov. 8	open	
Sept. 27	Florida	7:00	Nov. 15	at Vanderbilt	1:00
Oct. 4	open		Nov. 22	at Georgia	1:00
Oct. 11	at South Carolina	1:00	Nov. 29	Tennessee	1:00

(all times Eastern and subject to change)

ukathletics.com

2003 Kentucky Football

Kentucky

2003 Football



GoBig Blue!