SEVEN-TIME NCAA CHAMPIONS

KENTUCKY BASKETBALL

1998-99 Media Guide



1998-99 KENTUCKY BASKETBALL SCHEDULE



Date	Opponent (TV)	Time
NOVEMBER		
Nov. 3 (Tues.)	CALIFORNIA ALL-STARS (UKTV Delay)	7:30 p.m.
Nov. 11 (Wed.)	CROATIAN NATIONAL TEAM (UKTV Live)	8 p.m.
Nov. 17 (Tues.)	EASTERN KENTUCKY (UKTV Live)	8 p.m.
Nov. 19 (Thurs.)	MERCER (UKTV Live)	8 p.m.
Nov. 23 (Mon.)	vs. Wright State at Cincinnati (UKTV Live)	8 p.m.
Nov. 26-28 (Thurs.-Sat.)	at Puerto Rico Shootout (N1)	
Nov. 26	vs. Colorado (ESPN2)	11 a.m.
	(Xavier vs. Pittsburgh, Maryland vs. American-P.R., UCLA vs. San Francisco)	
DECEMBER		
Dec. 1 (Tues.)	vs. Kansas at Great Eight (ESPN) (N2)	9:30 p.m.
Dec. 5 (Sat.)	MIAMI, Fla. (CBS)	3:45 p.m.
Dec. 8 (Tues.)	vs. Indiana at Louisville (ESPN)	7:30 p.m.
Dec. 12 (Sat.)	MARYLAND (ESPN)	8:30 p.m.
Dec. 19 (Sat.)	vs. Georgia Tech at Delta Airlines Classic (ESPN) (N3)	7:30 p.m.
Dec. 22 (Tues.)	vs. Duke at Jimmy V Classic (ESPN) (N4)	9 p.m.
Dec. 26 (Sat.)	at Louisville (CBS)	1 p.m.
Dec. 29 (Tues.)	TENNESSEE STATE (UKTV Live)	8 p.m.
JANUARY		
Jan. 2 (Sat.)	FLORIDA (JP)	4 p.m.
Jan. 5 (Tues.)	at South Carolina (ESPN)	9:30 p.m.
Jan. 9 (Sat.)	at Vanderbilt (FSS)	6 p.m.
Jan. 12 (Tues.)	TENNESSEE (ESPN)	9:30 p.m.
Jan. 16 (Sat.)	at Ole Miss (ABC)	3 p.m.
Jan. 20 (Wed.)	AUBURN (JP)	8 p.m.
Jan. 23 (Sat.)	MISSISSIPPI STATE (UKTV Delay)	1 p.m.
Jan. 26 (Tues.)	at Georgia (ESPN)	9:30 p.m.
Jan. 30 (Sat.)	LSU (JP)	3 p.m.
FEBRUARY		
Feb. 4 (Thurs.)	at Florida (ESPN)	7:30 p.m.
Feb. 6 (Sat.)	at Alabama (JP)	3 p.m.
Feb. 13 (Sat.)	SOUTH CAROLINA (JP)	4 p.m.
Feb. 17 (Wed.)	GEORGIA (JP)	8 p.m.
Feb. 20 (Sat.)	at Arkansas (CBS)	1 p.m.
Feb. 24 (Wed.)	VANDERBILT (JP)	8 p.m.
Feb. 28 (Sun.)	at Tennessee (CBS)	Noon
MARCH		
March 4-7 (Thurs.-Sun.)	at Southeastern Conference Tournament (N3)	TBA

SEC 1999 ATLANTA

Home games in all CAPS. All times Eastern and subject to change.

N1 – Bayamone, Puerto Rico
N2 – Chicago (United Center)
N3 – Atlanta (Georgia Dome)
N4 – East Rutherford, N.J. (Meadowlands)

JP – Jefferson-Pilot Sports (SEC TV)
FSS – Fox Sports South

1999 NCAA Final Four TAMPA BAY

teamwork

titles

tradition

"We all feel it. When you see Kentucky's fans you just wonder. You think how wonderful it would be to go to their school. You wish you could trade places for a day, just so you could experience that feeling."

KRIS JOHNSON, UCLA FORWARD

"What is Kentucky basketball? Very simple. Super fans. Super players. Super coaching. Tubby Smith has carried on the unbelievable tradition of Wildcats basketball – a first-class program in every way. Kentucky basketball stands for greatness year-in and year-out. It's awesome baby, with a capital 'A.'"

DICK VITALE, NATIONAL BROADCAST ANALYST

"If you have grown up or have been associated with Kentucky basketball like I have, you understand the deep attachment the state and all of its fans have for their program. There is no more fervent or loyal follower than the Kentucky fan. The University of Kentucky is the essence of college basketball, and it is all that we admire– a positive tradition, an enduring passion and unparalleled success."

LARRY CONLEY, FORMER RUPP'S RUNT ('66)



1998-99 Kentucky Basketball Media Guide

The 1998-99 University of Kentucky Basketball Media Guide was published by the University of Kentucky Athletics Association, **C.M. Newton,** Director.

UK Athletics Association
Memorial Coliseum
Avenue of Champions
Lexington, KY 40506-0019
606-257-8000

CREDITS

Written & Compiled
Brooks Downing

Editors
Brooks Downing
Rena Vicini

Assistant Editor
Holly Ratliff

Editorial Assistants
Philip Allison, Joyce Baxter, Shannon Hart, Kim Locke, Tony Neely, Mandy Polley, Amy Ratliff, Ryan Robinson, Brad Sutton

Chief Photographer
David Coyle

Photo Credits
Joseph Rey Au, Matt Barton, David Coyle, James Crisp, Brooks Downing, Victoria Graff, Helena Hau, Bob Rosato, Breck Smither, Lexington Herald-Leader, NBA Photo Services, AP/Wide World, UK Public Relations, UPI/Bettman

With Appreciation To:
The Cats Pause, Russell Rice, The Sporting News, Sports Illustrated

Graphic Design
By Design – Carin Hahn Lovell, Karen Blanchard, Kerry McCulley
(606) 269-0064

Cover Design
By Design/UK Media Relations

Printing
Post Printing – Ed Parsons
(606) 254-7714

To purchase additional copies of this media guide, send a check or money order for $15, which includes shipping and handling, to:

UK Media Relations
Memorial Coliseum, Room 23
Lexington, KY 40506-0019
606-257-3838



General Information

Kentucky Quick Facts 3
UK Athletics Phone Directory 4
Media Policies 5
Media Outlets 6-7
Cats on the Air 8-9
Lexington Directory 10



The Outlook

Roster/Team Photo 12
TV Chart 13
1998-99 UK Preview 14-20



The Wildcats

Desmond Allison 22
Myron Anthony 23
J.P. Blevins 24
Michael Bradley 25
Souleymane Camara 26
Heshimu Evans 27-28
Ryan Hogan 29
Jamaal Magloire 30-31
Steve Masiello 32
Scott Padgett 33-34
Tayshaun Prince 35
Saul Smith 36
Todd Tackett 37
Wayne Turner 38-39
Player Game-by-Game Stats 40-44



The Staff

Coach Orlando "Tubby" Smith 46-50
George Felton 51
Shawn Finney 52
Mike Sutton 53
David Boyd/Bill Keightley 54
Basketball Support Staff 55-56



1998-99 Opponents

1999 NCAA/SEC Tournament Brackets 58
UK Travel Headquarters 59
P.R. Shootout Bracket/Opponents 60-62
Alabama/Arkansas 63-64
Auburn/Duke 65-66
EKU/Florida 67-68
Georgia/Georgia Tech 69-70
Indiana/Kansas 71-72
LSU/Louisville 73-74
Maryland/Mercer 75-76
Miami/Ole Miss 77-78
Mississippi State/South Carolina 79-80
Tennessee/Tennessee State 81-82
Vanderbilt/Wright State 83-84



1997-98 Championship Review

Road to the Title 86-94
Final Team Statistics 95
1998 NCAA Tournament Stats/Bracket 96
Game-By-Game Results/Statistics 97-98
Departed Lettermen 99
Game Reviews/Box Scores 100-114



Southeastern Conference

SEC Information/Fax-On-Demand 116
1997-98 SEC Final Results 117
1997-98 SEC Individual/Team Stats 118-119
1998-99 SEC Basketball Schedule 120



The University

University of Kentucky Profile 122-123
W.T. Young Library 124-125
Lexington & Kentucky 126-127
President Charles T. Wethington Jr. 128
UK Athletics Administration 129-132
UK Head Coaches/'98 Review 133
UKAA Support Staff 134



Kentucky Basketball

Pageantry 136-139
Team Travel 140-141
Ohio Casualty CATS Center 142-143
Athletics Facilities 144-145
Strength Training 146
Blue-White Fund 147
101 Club/UK Alumni Association 148



Unparalleled Tradition

Kentucky Basketball Timeline 150-157
National Exposure 158
UK Basketball Museum 159
Coaches through the Years 160-162
Assistant Coaches 163
National Championship Teams 164-174
Teams of Tradition 175
Lettermen 176-178
Success After UK 179-185
All-Americans 186-187
Retired Jerseys 188-189
Cats in the Pros 190-193
Awards & Honors 194-196
UK in the NCAA Tournament 197-201
UK in the Southeastern Conference 202-204
UK in Invitationals/at Neutral Sites 205
All-Time Wire Rankings 206-210
Biggest Games 211-213
Alumni Gymnasium 214
Memorial Coliseum 215-216
Rupp Arena 217-218
Freedom Hall 219-220



All-Time Records

General Records 222-225
Rupp Arena Records 226
Scoring – Total Points 227-228
Field Goals/3-Point Field Goals 229-230
Free Throws/Rebounding 231-232
Assists/Blocks/Steals 233-235
Attendance/Streaks/Overtimes 236-237
Year-by-Year Team Statistics 238-239
1,000-Point Scorers 240-247
All-Time Results 248-258
UK vs. States/Conferences 259-261
Scores vs. Opponents 262-268

Kentucky Basketball Quick Facts

University Information

Location:	Lexington, Ky.
Enrollment:	24,000
Founded:	1865
Colors:	Blue & White
Nickname:	Wildcats
Conference:	Southeastern (Eastern Division)
Arena:	Rupp Arena (23,000)
Arena Record:	291-34 (22 years)
Internet Address:	www.ukathletics.com

UK/UKAA Administration

President (alma mater, year):
Dr. Charles Wethington Jr. (Eastern Ky. '56)
Faculty Representative:
Dr. John J. Piecoro Jr. (Ohio State '61)
Athletics Director:
C.M. Newton (Kentucky '52)
Senior Associate Director:
Larry Ivy (Alabama '67)
Associate Directors:
Kathy DeBoer (Michigan State '78)
Bob Bradley (Salem College '71)
Assistant Directors:
Sandy Bell – Compliance
John Cropp – Special Projects
Jack Fligg – Football Operations
Alvis Johnson – Administration
Kyle Moats – Marketing
Russ Pear – Facilities
Rena Vicini – Media Relations
Assistants to the A.D.:
Frank Ham, Micki King
Ticket Manager:
Barbara Osborne

Media Information

Basketball Contact/
Associate Media Relations Director:
Brooks Downing (Kentucky '88)
Office Phone:
606-257-3838
Office Fax:
606-323-4310
Office Address:
UK Media Relations, Memorial Coliseum, Rm. 23, Lexington, Ky. 40506-0019
Downing's E-mail:
bdrown@pop.uky.edu
Video Highlights:
David Combs
(606) 257-5137

Basketball Staff

Head Coach:
Orlando "Tubby" Smith (High Point '73)
Overall College Coaching Record:
Total: 159-66 (7 years) 70.7%
Tulsa: 49-43 (4 years) 53.3%
Georgia: 45-19 (2 years) 70.3%
Kentucky: 35-4 (1 year) 89.7%
NCAA Tournament Appearances: 5

Assistant Coaches:
George Felton (South Carolina '75)
Shawn Finney (Fairmont '85)
Mike Sutton (East Carolina '78)
Secretary (Office Phone):
Marta McMackin (606-257-1916)
Best Time To Call Coach Smith:
Coordinate through S.I.D.
Equipment Manager:
Bill Keightley
Trainer:
David Kindy (Florida State '91)
Strength Coach:
Tom Boyd (Kentucky '93)
Team Physician:
Dr. David Caborn

1997-98 Review

Record: 35-4 (14-2 SEC, 1st East)
(9-3 Home, 11-0 Away, 15-1 Neutral)
NCAA Champions (7th time)
South Region Champions
SEC Tournament Champions (21st)
SEC Champions (39th)
SEC Eastern Division Champions (5th)
NCAA Postseason Record: 6-0 (NCAA Champs)
Defeated South Carolina State (82-67), Saint Louis (88-61), UCLA (94-68), Duke (86-84), Stanford (86-85 OT), Utah (78-69).
Final AP Ranking: 5th
Final USA Today Ranking: 1st

1998-99 Preview

Starters Returning: 2
Scott Padgett (6-9, Sr., F, 11.5 ppg, 6.5 rpg)
Wayne Turner (6-2, Sr., G, 9.3 ppg, 4.4 apg)
Starters Lost: 3
Jeff Sheppard (6-3, Sr., G, 13.7 ppg, 4.0 rpg)
Nazr Mohammed (6-10, Jr., C, 12.0 ppg, 7.2 rpg)
Allen Edwards (6-5, Sr., G/F, 9.2 ppg, 3.3 apg)
Other Lettermen Returning: 7
Heshimu Evans (6-6, Sr., F, 8.8 ppg, 5.4 rpg)
Jamaal Magloire (6-10, Jr., C, 5.2 ppg, 4.2 rpg)
Saul Smith (6-2, So., G, 2.5 ppg, 1.0 rpg)
Michael Bradley (6-10, So., F/C, 2.4 ppg, 1.7 rpg)
Myron Anthony (6-7, So., F, 2.3 ppg, 1.2 rpg)
Ryan Hogan (6-3, So., G, 1.1 ppg, 0.6 rpg)
Steve Masiello (6-2, Jr., G, 0.6 ppg, 0.2 rpg)
Newcomers: 5
Desmond Allison (6-5, Fr., G/F, 34.5 ppg, 10.8 rpg)
J.P. Blevins (6-2, Fr., G, 23.7 ppg, 6.6 rpg)
Souleymane Camara (6-11, Fr., F, 15.1 ppg, 9.7 rpg)
Tayshaun Prince (6-8, Fr., F, 22.0 ppg, 9.8 rpg)
Todd Tackett (6-2, Fr., G, 20.6 ppg, 3.6 rpg)

All-America Candidates
Scott Padgett
Wayne Turner
All-Conference Candidates
Heshimu Evans
Jamaal Magloire

The
KENTUCKY WILDCATS
own an
UNPARALLELED TRADITION
of success,
greater than any team
in college basketball.

In the past 95 years, UK has:

- Won seven national titles (1948, 49, 51, 58, 78, 96, 98)
- Recorded the most wins in college basketball – 1,720
- Established the highest all-time winning percentage of any team in college basketball — 76.4% (1,720-529-1)
- Won three NCAA runner-up trophies (1966, 75, 97)
- Made 13 appearances in the Final Four, the second-most by any team
- Made a national-record 39 NCAA Tournament appearances
- Won 39 SEC Championships and 21 SEC Tournament titles, more titles in both categories than all the other SEC teams combined
- Won more than 30 games a national record 10 times
- Produced 37 All-Americans and eight SEC Players of the Year
- Witnessed 85 players drafted by the NBA

UK Athletics Association Directory



RENA VICINI
ASSISTANT AD/
MEDIA RELATIONS
OFFICE: (606) 257-3838
HOME: (606) 269-5814
rvicini@pop.uky.edu

TONY NEELY
MEDIA RELATIONS
DIRECTOR/
FOOTBALL CONTACT
OFFICE: (606) 257-3838
HOME: (606) 271-5976
tneely@pop.uky.edu





BROOKS DOWNING
ASSOCIATE DIRECTOR/
MEN'S BASKETBALL
CONTACT
OFFICE: (606) 257-3838
HOME: (606) 263-7825
bdrown@pop.uky.edu

SUSAN LAX
ASSISTANT DIRECTOR/
WOMEN'S BASKETBALL
CONTACT
OFFICE: (606) 257-3838
HOME: (606) 266-3538
slax0@pop.uky.edu





JAMIE BARKER
PUBLICATIONS
DIRECTOR
OFFICE: (606) 257-3838
HOME: (606) 299-6528
jbarker@pop.uky.edu

JOYCE BAXTER
ADMINISTRATIVE
SUPPORT ASSOCIATE
OFFICE: (606) 257-3838
HOME: (606) 734-5261
jbaxter@pop.uky.edy





DAVID COYLE
DIRECTOR OF
PHOTOGRAPHY
OFFICE: (606) 266-1605

frequently called numbers

Media Relations.....(606) 257-3838

Media Relations Fax .....(606) 323-4310
Basketball Office .....(606) 257-1916
UK Ticket Office.....(606) 257-1818
or (800) 928-CATS

Athletics Administration.....(606) 257-8000
Rupp Arena Ticket Office.....(606) 233-3535
Rupp Arena Administrative.....(606) 233-4567
Rupp Arena Press Row .....(606) 252-3602

MAILING/OVERNIGHT ADDRESS:
University of Kentucky Media Relations
Memorial Coliseum, Room 23
Avenue of Champions
Lexington, KY 40506-0019

ADMINISTRATION 257-8000
C. M. Newton, Athletics Director
Larry W. Ivy, Senior Associate Director
Kathy DeBoer, Associate Director
Alvis Johnson, Assistant Director
Barbara Isham, Executive Assistant
Sandy Morgan, Administrative Associate
Pat Neat, Administrative Associate
Shannon Broughton, Staff Associate

ACADEMICS (CATS) 257-1897
Bob Bradley, Associate AD
Barbara Deniston, Director of Academics
Ann Sampson, Staff Associate
D'Ann Blankenship, Staff Associate

BASKETBALL OFFICE 257-1916
Orlando "Tubby" Smith, Head Coach
George Felton, Assistant Coach
Shawn Finney, Assistant Coach
Mike Sutton, Assistant Coach
Tom Boyd, Strength/Conditioning Coach
Marta McMackin, Administrative Associate
Simeon Mars, Administrative Assistant
Leon Smith, Special Assistant
Meredith Nelson, Staff Associate

BUSINESS OFFICE 257-8000
J. R. Hisle, Accounting Manager
David Boyd, Computer Consultant
Rita Griffith, Accounting Clerk
Carol Gibson, Senior Accountant
J.J. Jones, Accounting Clerk
Carol Ann Maupin, Accounting Clerk
Sandee Woodworth, Accounting Clerk

COMPLIANCE.....257-8604
Sandy Bell, Assistant A.D. Compliance
John Butler, Compliance Coordinator

EQUIPMENT 257-1889
Bill Keightley, Equipment Manager

MARKETING & PROMOTIONS 257-8022
Kyle Moats, Assistant A.D. Marketing
Sandy Boyken, Marketing and Promotions Specialist
Tamara Calton, Administrative Associate

NUTTER FIELD HOUSE.....257-7122
Russ Pear, Assistant Director of Ath/Facilities
Suzanne Gott, Field House Manager
Mary Anderson-Rydz, Staff Associate

STUDENT SERVICES.....257-1757
Rodney Stiles, Director, Administrative Services
Susan Renaker, Staff Associate

TICKET OFFICE.....257-1818
Barbara Osborne, Ticket Manager
Sheila Chapman, Assistant Manager
Sue Childers, Staff Associate
Janice Aubrey, Staff Associate

TRAINING ROOM 257-2750
Dave Kindy, Trainer

VIDEO.....257-5137
David Combs, Video Director
Gary Foxworth, Assistant Director

media relations assistants



Amy Ratliff
(Kentucky '97)
aaratl00@pop.uky.edu



Holly Ratliff
(Kentucky '97)
hkratl00@pop.uky.edu



Brad Sutton
(Transylvania '96)
bsutt0@pop.uky.edu

Media Policies/Procedures

MEDIA SERVICES

Interview Policies-General – All interviews with University of Kentucky basketball players or coaches must be arranged through the Media Relations office. The Wildcat Lodge living quarters is a private team area. Media members are not permitted in this area at any time.

Covering Practice – Generally, UK basketball practices are closed. Player interviews are conducted one hour prior to practices the day before games. Coach Smith meets with members of the media at scheduled times to be announced.

Press Conferences – Coach Smith will conduct press conferences prior to each game. Contact the Media Relations office for scheduling details.

Telephone Player Interviews – Request telephone interviews at least 24 hours in advance through the Media Relations office. Telephone requests will be returned when players' schedules allow.

Radio Call-In Shows – As specified by the Southeastern Conference, no players will be allowed to participate in radio call-in shows. Coach Smith may not participate in any radio show other than those specified in his contract.

Postgame Interviews – Following each game, there will be a 25-minute cooling-off period, during which time the players will shower and dress. Approximately 10 minutes after the game ends, Coach Smith will conduct his postgame press conference. A player will also be taken to the UK Radio Network. Following Coach Smith's press conference and the cooling-off period, the UK lockerroom will be open to all members of the media for 15 minutes.

Fax-On-Demand – University of Kentucky releases and statistics are available to members of the media via Fax-on-Demand. This automated service, which instantly sends information to your fax machine, is operational 24 hours a day, seven days a week. This service is available to media members only. From a fax machine, dial 800-300-2050 and enter your pin number. The passcode for the SEC is 732. Once in the system, the following can be obtained by dialing:

1718	Quick Stats Only
1719	Latest Hoops Release
1720	Entire Release
1721	All Stats
1722	Notes Only
1723	Roster/Schedule
1724	Updated Player Bios
1725	Previous Box Score
1726	Coach Smith Quotes
1727	Player Game-By-Game Stats
1728	Game-By-Game Box Scores
1729	Quick Notes Only

A pin number can be obtained by calling 770-399-0096.

SEC Services – Coach Smith, along with the other 11 conference coaches, will participate in the Southeastern Conference's teleconference call. The calls are conducted on Mondays and Thursdays during the conference portion of the schedule. For a complete conference call schedule and phone number, contact the SEC Media Relations office at (205) 458-3010. Information also can be obtained on the web at www.secsports.com. For further information on these services, see page 116 of this book or contact the SEC Media Relations office.

Radio/TV Rights – Broadcasting rights to UK games are assigned exclusively to Sports Communications, Inc., of Lexington. One reciprocal rights fee waiver is guaranteed opponent schools visiting Lexington. Call Mike Dodson, network coordinator, at (606) 226-HOST.

Video Highlights – UKAA Video Services can provide highlight footage of most UK games. Contact director David Combs at (606) 257-5137 to request assistance.

GAME DAY MEDIA SERVICES

Media Parking – Available at Rupp Arena on a limited basis. The city of Lexington assesses a charge for parking privileges. Requests should be made when submitting press and/or photo credential requests. The media parking area can be accessed from Main Street or Cox Street. The lot opens three hours before tipoff.

Media Will Call – Located through the security door of Rupp Arena which is adjacent to Door 5 of the receiving area. The receiving area is adjacent to media parking. Credentials **are not** available at the public Will Call window on the High Street concourse level.

Media Services – The University of Kentucky uses the "Final III" computerized statistics system, which has been used during the last 13 NCAA Final Fours. Working media will receive the following:

- Game program and notes
- Halftime statistics
- Coach and player quotes
- Complete play-by-play
- Shot charts
- Final statistics

Media Room – The media room is located beneath section 28 and can be accessed through the floor exit beneath section 26. Working facilities, with electrical outlets and a limited number of telephones, are available. No meals are served, only drinks and snacks.

Telephones – As stated, a limited number of telephones are available in the Rupp Arena media room. Newspapers and radio stations desiring their own private lines, to be installed either on press row or in the media room, should contact GTE's Branch Services Division at (800) 483-5300.

Photographers – The photo zones are appropriately marked on the Rupp Arena floor. Some photo spots have been assigned. Because of safety concerns, no shooting is allowed on the either sideline. Due to the reduction of space, photo credentials will be limited.

COVERING KENTUCKY

The 1998-99 edition of the University of Kentucky basketball media guide has been produced to assist you with your coverage of the Wildcats. Additional information, including press releases, photographs/slides, clips and videotape footage is available upon request. Please take a moment to familiarize yourself with Kentucky's media policies.

CREDENTIALS – Credentials for UK home games are issued to working media only and should be requested as early as possible. Requests must be made in writing on company letterhead and are honored only from sports editors of daily newspapers and sports directors of radio and television stations.

The University of Kentucky follows the guidelines set forth by the NCAA and the Southeastern Conference in governing the issuance of credentials. Season credentials will be granted only to daily newspapers and television/ radio stations that cover UK basketball on a regular basis. *Otherwise, television/radio stations, weekly newspapers and internet services will be granted credentials on a single-game, space-available basis.*

Requests for season credentials should arrive by November 1. Requests for single-game credentials should arrive no later than one week in advance of the game. All requests for credentials should be made to:

RENA VICINI

Assistant AD/Media Relations
University of Kentucky Athletics
Memorial Coliseum, Lexington, KY
40506-0019

Kentucky Basketball Media Outlets

1998-99 SEC MEN'S BASKETBALL TELEVISION SCHEDULE

NOVEMBER

13 (Fri.)	Tennessee vs. Arizona	ESPN	7:30 p.m.
	BCA Classic, Albuquerque, N.M.		
26 (Thurs.)	Colorado vs. Kentucky	ESPN2	11 a.m.
	Puerto Rico Shootout, Bayamone, P.R.		

DECEMBER

1 (Tues.)	Kentucky vs. Kansas	ESPN	9:30 p.m.
	Great Eight, Chicago, Ill.		
5 (Sat.)	Miami (Fla.) at Kentucky	CBS	3:45 p.m.
5 (Sat.)	Arkansas at Oklahoma	ESPN	9 p.m.
8 (Tues.)	Kentucky vs. Indiana(Louisville, Ky.)	ESPN	7:30 p.m.
9 (Wed.)	Florida at Duke	ESPN	7:30 p.m.
12 (Sat.)	Maryland at Kentucky	ESPN	8:30 p.m.
19 (Sat.)	Tennessee at South Florida	ESPN	5 p.m.
19 (Sat.)	Georgia vs. Fresno State	FOX SS	5 p.m.
	Delta Airlines Classic, Atlanta, Ga.		
19 (Sat.)	Kentucky vs. Georgia Tech	ESPN	7:30 p.m.
	Delta Airlines Classic, Atlanta, Ga.		
22 (Tues.)	South Carolina vs. Purdue	ESPN	7 p.m.
	Jimmy V Classic, East Rutherford, N.J.		
22 (Tues.)	Kentucky vs. Duke	ESPN	9 p.m.
	Jimmy V Classic, East Rutherford, N.J.		
23 (Wed.)	Arkansas at Wake Forest	ESPN	7:30 p.m.
26 (Sat.)	Kentucky at Louisville	CBS	1 p.m.

JANUARY

2 (Sat.)	Georgia at Alabama (DH)	JP	2 p.m.
2 (Sat.)	Florida at Kentucky (DH)	JP	4 p.m.
5 (Tues.)	Kentucky at South Carolina	ESPN	9:30 p.m.
6 (Wed.)	Arkansas at Auburn	JP	8 p.m.
9 (Sat.)	Miss. State at Alabama	ESPN	Noon
9 (Sat.)	South Carolina at Tennessee	JP	1:30/4:30 p.m.
9 (Sat.)	Kentucky at Vanderbilt	FOX SS	6 p.m.
10 (Sun.)	Georgia at Florida	JP	1:30/4 p.m.
12 (Tues.	Tennessee at Kentucky	ESPN	9:30 p.m.
13 (Wed.)	Arkansas at Miss. State	JP	8 p.m.
16 (Sat.)	Florida at Auburn	CBS	Noon
16 (Sat.)	LSU at Miss. State (DH)	JP	2 p.m.
16 (Sat.)	Kentucky at Ole Miss	ABC	3 p.m.
16 (Sat.)	South Carolina at Alabama (DH)	JP	4 p.m.
16 (Sat.)	Georgia at Arkansas	FOX SS	6 p.m.
20 (Wed.)	Auburn at Kentucky	JP	8 p.m.
23 (Sat.)	Providence at Arkansas	CBS	1:30 p.m.
23 (Sat.)	Tennessee at Florida (DH)	JP	1 p.m.
23 (Sat.)	Georgia at Ole Miss (DH)	JP	3 p.m.
24 (Sun.)	South Carolina at Syracuse	CBS	2 p.m.
26 (Tues.)	Kentucky at Georgia	ESPN	9:30 p.m.
27 (Wed.)	Tennessee at Vanderbilt	JP	8 p.m.
30 (Sat.)	Arkansas at Ole Miss	CBS	1 p.m.
30 (Sat.)	Auburn at Georgia (DH)	JP	1 p.m.
30 (Sat.)	LSU at Kentucky (DH)	JP	3 p.m.
30 (Sat.)	Alabama at Tennessee	FOX SS	6 p.m.

PRINT MEDIA

ASSOCIATED PRESS (Tim Whitmire)
100 Midland Ave., Lexington, KY 40508 .....(606) 254-2070; Fax (606) 255-1137

LEXINGTON HERALD-LEADER (Jerry Tipton, Chuck Culpepper, Gene Abell)
Main and Midland, Lexington, KY 40507 .....(606) 231-3227; (800) 950-6397; Fax (606) 255-7236

LOUISVILLE COURIER-JOURNAL (Pat Forde, Rick Bozich, Harry Bryan)
525 West Broadway, Louisville, KY 40202 .....(502) 582-4011; (800) 765-4011 Fax (502) 582-7186

LOUISVILLE COURIER-JOURNAL (Rusty Hampton)
400 Old East Vine Street, Suite 201, Lexington, KY 40507.....(606) 254-7888; Fax (606) 254-7028

ASHLAND DAILY INDEPENDENT (Mark Maynard)
P.O. Box 311, Ashland, KY 41105 .....(606) 329-1717; (800) 955-5860; Fax (606) 324-8434

BOWLING GREEN DAILY NEWS (Jason Frakes)
P.O. Box 90012, Bowling Green, KY 42102 .....(502) 781-1700; (800) 599-6397; Fax (502) 781-0726

CINCINNATI/KENTUCKY POST (Tom Gamble, Janet Graham)
125 East Court St., Cincinnati, OH 45202 .....(513) 352-2767; Fax (513) 621-3962

CINCINNATI ENQUIRER (Neil Schmidt)
312 Elm St., Cincinnati, OH 45202 .....(513) 721-2700; Fax (513) 768-8550

DANVILLE ADVOCATE-MESSENGER (Larry Vaught)
330 South Fourth St., Danville, KY 40422 .....(606) 236-2551; (800) 428-0409; Fax (606) 236-9566

ELIZABETHTOWN NEWS-ENTERPRISE (Jeff D'Alesio)
408 W. Dixie, Elizabethtown, KY 42701 .....(502) 769-2312; (800) 653-6344; Fax (502) 769-6966

EVANSVILLE COURIER (David Johnson, Jay Stockman)
P.O. Box 268, Evansville, IN 47702 .....(812) 424-7711; (800) 288-3300; Fax (812) 422-8196

EVANSVILLE PRESS (Chuck Fields)
300 E. Walnut St., Evansville, Ind. 47703.....(812) 464-7609; (800) 677-7737; Fax (812) 464-7641

FRANKFORT STATE-JOURNAL (Brian Rickerd)
321 West Main St., Frankfort, KY 40601 .....(502) 227-4556; Fax (502) 227-2831

GLASGOW DAILY TIMES (Joel Wilson)
P.O. Box 1179, Glasgow, KY 42142 .....(502) 678-5171; Fax (502) 678-5052

HARLAN DAILY ENTERPRISE (Jeff Drummond)
P.O. Drawer E, Harlan, KY 40831 .....(606) 573-4510; Fax (606) 573-0042

HENDERSON GLEANER (Kevin Patton)
P.O. Box 4, Henderson, KY 42420 .....(502) 827-2000; Fax (502) 827-2765

KENTUCKY KERNEL (Aaron Sanderford, Matt May)
Rm. 26, Journalism Bldg.; Lexington, Ky. 40506.....(606) 257-1915; Fax (606) 323-1906

KENTUCKY NEW ERA (Ray Duckworth)
P.O. Box 729, Hopkinsville, KY 42241 .....(502) 886-4444; Fax (502) 887-3222

MADISONVILLE MESSENGER (Brad Schneider)
P.O. Box 529, Madisonville, KY 42431 .....(502) 821-6833; (800) 726-6397; Fax (502) 825-3733

MAYFIELD MESSENGER (Eric Walker)
P.O. Box 709, Mayfield, KY 42066 .....(502) 247-5223; Fax (502) 247-6336

MAYSVILLE LEDGER-INDEPENDENT (James Mulcahy)
P.O. Box 518, Maysville, KY 41056 .....(606) 564-9091; (800) 264-9091; Fax (606) 564-6893

MIDDLESBORO DAILY NEWS (Neill Morgan)
P.O. Box 579, Middlesboro, KY 40965 .....(606) 248-1010; Fax (606) 248-7614

MURRAY LEDGER & TIMES (Mark Young)
P.O. Box 1040, Murray, KY 42071 .....(502) 753-1916; Fax (502) 753-1927

OWENSBORO MESSENGER-INQUIRER (Rich Suwanski, Mark Mathis)
1401 Frederica St., Owensboro, KY 42301 .....(502) 926-0123; (800) 633-2008; Fax (502) 686-7868

PADUCAH SUN (Steve Millizer, Kevin Stewart)
P.O. Box 2300, Paducah, KY 42002 .....(502) 443-1771; (800) 599-1771; Fax (502) 442-7859

RICHMOND REGISTER (Keith Taylor)
P.O. Box 99, Richmond, KY 40475.....(606) 623-1669; Fax (606) 623-2337

SOMERSET COMMONWEALTH-JOURNAL (Jeff Neal)
P.O. Box 859, Somerset, KY 42502 .....(606) 678-8191; Fax (606) 679-9225

WINCHESTER SUN (Jeff Kerr)
P.O. Box 4300, Winchester, KY 40392 .....(606) 744-3123; Fax (606) 745-0638

Kentucky Basketball Media Outlets

SPECIALTY PUBLICATIONS

THE CATS' PAUSE (Mark Coomes, Darrell Bird, Jim Griesch)
P.O. Box 7297, Lexington, KY 40522 ..... (606) 278-3474; Fax (606) 278-3477

HOST COMMUNICATIONS (David Kaplan, Andre Foushee)
904 North Broadway, Lexington, KY 40505 ..... (606) 252-6681

THE KENTUCKY ALUMNUS (Liz Howard Demoran)
400 Rose St., King Alumni House, Lexington, KY 40506 ..... (606) 257-8905; Fax (606) 323-1063

EARL COX, Syndicated Columnist
7602 Maria Ave., Louisville, KY 40222 ..... (502) 425-5220

SPORTS IN KENTUCKY (Bob Watkins)
P.O. Box 124, Glendale, KY 42740 ..... (502) 737-5585

RADIO

WVLK-AM/FM (Ralph Hacker, Tom Leach)
P.O. Box 1559, Lexington, KY 40592 ..... (606) 253-5900; Fax (606) 253-5948

WLAP-AM/FM (Joe Gillespie)
3549 Russell Cave Rd., Lexington, KY 40511 ..... (606) 293-0563; Fax (606) 299-3898

KENTUCKY NETWORK (Doug Ormay)
P.O. Box 1084, Louisville, KY 40201 ..... (502) 582-3924; (888) 566-0001; Fax (502) 582-7393

WHAS-AM (Paul Rogers, Tony Cruise)
P.O. Box 1084, Louisville, KY 40201 ..... (502) 582-7840; Fax (502) 582-7208

WLXG-AM (Chris Cross)
P.O. Box 11788, Lexington, KY 40578 ..... (606) 233-1515; Fax (606) 233-1517*2

WLW-AM (Bill Dennison)
1111 St. Gregory St. Cincinnati, OH 45202 ..... (513) 241-9597; Fax (513) 333-4240

SAM BOWIE, UK Broadcast Analyst
3509 Castlegate East Wynd, Lexington, KY 40502 ..... (606) 266-2283

TELEVISION STATIONS

WKYT-TV (Rob Bromley, Dick Gabriel, Dave Baker, Michael Eaves)
P.O. Box 5037, Lexington, KY 40555 ..... (606) 299-0711; (606) 293-1578

WLEX-TV (Ryan Lemond, Gary Johnson, Alan Cutler)
P.O. Box 1457, Lexington, KY 40591 ..... (606) 255-4404; Fax (606) 254-2217

WTVQ-TV (Kenny Rice, Keith Spaulding, Andy Klotz)
P.O. Box 5590, Lexington, KY 40555 ..... (606) 293-1661; Fax (606) 293-0539

WDRB-TV (Gary Montgomery, Tom Lane, Bob Rainey)
624 W. Muhammad Ali Blvd., Louisville, KY 40203 ..... (502) 584-6441; Fax (502) 568-6751

WAVE-TV (Bob Domine, Rick Redmond, Gary Fogle)
725 South Floyd, Louisville, KY 40203 ..... (502) 561-4144; (800) 800-9283; Fax (502) 561-4105

WHAS-TV (Garry Gupton, Dave Franklin)
P.O. Box 1100, Louisville, KY 40201 ..... (502) 582-7256; (800) 367-3519; Fax (502) 585-5992

WLKY-TV (Fred Cowgill, Dave Reynolds, Keith Bavaro, Kent Taylor)
P.O. Box 6205, Louisville, KY 40206 ..... (502) 893-7300; (800) 359-6198; Fax (502) 896-0725

WYMT-TV (Keith Farmer, John Lewis)
P.O. Box 1299, Hazard, KY 41702 ..... (606) 436-5757; (800) 467-9968; Fax (606) 439-3760

WPSD-TV (Dave Winder)
100 Television Lane, Paducah, KY 42003-5098 ..... (502) 415-1900; (800) 497-7388; Fax (502) 415-1981

TV-43 (Brian Yount)
P.O. Box 4300, Hopkinsville, KY 42241-4300 ..... (502) 885-4300; Fax (502) 886-5882

WOWK-TV (Dave Maetzold)
555 Fifth Ave., Huntington, WV 25701-0013 ..... (304) 525-7661; (800) 234-9695; Fax (304) 523-0545

WSAZ-TV (Kenny Bass)
645 Fifth Ave., Huntington, WV 25701 ..... (304) 697-4780; (800) 426-1075; Fax (304) 697-4325

WCPO-TV (Dennis Janson, John Popovich)
500 Central Ave., Cincinnati, OH 45202 ..... (513) 721-9900; Fax (513) 651-9990

WKRC-TV
1906 Highland Ave., Cincinnati, OH 45219 ..... (513) 763-5500; Fax (513) 421-3820

WLWT-TV (George Vogel)
140 W. 9th St., Cincinnati, OH 45202 ..... (512) 352-5000; Fax (513) 352-5073

WXIX-TV (Greg Hoard, Dan Hoard, Andy Treinen)
635 W. 7th St., Cincinnati, OH 45203 ..... (513) 421-1919; Fax (513) 421-3022

SOUTHEASTERN SEC CONFERENCE

1998-99 SEC MEN'S BASKETBALL TELEVISION SCHEDULE

FEBRUARY

2 (Tues.)	Tennessee at Arkansas	ESPN	9:30 p.m.
3 (Wed.)	Ole Miss at LSU	JP	8 p.m.
4 (Thurs.)	Kentucky at Florida	ESPN	7:30 p.m.
6 (Sat.)	Kentucky at Alabama (Split)	JP	3 p.m.
6 (Sat.)	Arkansas at Vanderbilt (Split)	JP	3 p.m.
6 (Sat.)	LSU at Auburn	FOX SS	6 p.m.
9 (Tues.)	Ole Miss at Auburn	ESPN	9:30 p.m.
10 (Wed.)	Arkansas at South Carolina (Split)	JP	8 p.m.
10 (Wed.)	Florida at Tennessee (Split)	JP	8 p.m.
13 (Sat.)	South Carolina at Kentucky (Split)	JP	4 p.m.
13 (Sat.)	Miss. State at Arkansas (Split)	JP	4 p.m.
13 (Sat.)	Florida at Georgia	FOX SS	6 p.m.
16 (Tues.)	Arkansas at Florida	ESPN	9:30 p.m.
17 (Wed.)	Georgia at Kentucky (Split)	JP	8 p.m.
17 (Wed.)	Tennessee at Ole Miss (Split)	JP	8 p.m.
20 (Sat.)	Kentucky at Arkansas	CBS	1 p.m.
20 (Sat.)	LSU at Georgia (Split)	JP	1 p.m.
20 (Sat.)	Tennessee at South Carolina (Split)	JP	3 p.m.
20 (Sat.)	Ole Miss at Miss. State	FOX SS	5 p.m.
21 (Sun.)	Alabama at Vanderbilt	CBS	1 p.m.
23 (Tues.)	Tennessee at Georgia	ESPN	9:30 p.m.
24 (Wed.)	Auburn at Arkansas (Split)	JP	8 p.m.
24 (Wed.)	Vanderbilt at Kentucky (Split)	JP	8 p.m.
27 (Sat.)	Georgia at South Carolina	CBS	Noon
27 (Sat.)	Arkansas at Alabama (Split)	JP	2 p.m.
27 (Sat.)	Florida at Vanderbilt (Split)	JP	2 p.m.
28 (Sun.)	Kentucky at Tennessee	CBS	Noon

MARCH

4 (Thurs.)	SEC Tournament Game 1	JP	1 p.m.
4 (Thurs.)	SEC Tournament Game 2	JP	3:15 p.m.
4 (Thurs.)	SEC Tournament Game 3	JP	7:30 p.m.
4 (Thurs.)	SEC Tournament Game 4	JP	9:45 p.m.
5 (Fri.)	SEC Tournament Game 5	JP	1 p.m.
5 (Fri.)	SEC Tournament Game 6	JP	3:15 p.m.
5 (Fri.)	SEC Tournament Game 7	JP	7:30 p.m.
5 (Fri.)	SEC Tournament Game 8	JP	9:45 p.m.
6 (Sat.)	SEC Tournament Game 9 (Semifinal)	JP	1 p.m.
6 (Sat.)	SEC Tournament Game 10 (Semifinal)	JP	3:15 p.m.
7 (Sun.)	SEC Tournament Game 11 (Finals)	CBS	12:30 p.m.

All Times Eastern and subject to change.

Wildcats on the Air

UNIVERSITY OF KENTUCKY RADIO NETWORK AFFILIATE LIST

Market	Frequency	Station
Ashland	1340	WCMI-AM
	92.7	WRVC-FM
Bardstown	1320	WBRT-AM
	96.7	WOKH-FM
Berea	106.7	WKXO-FM
Benton	1290/99.1	WCBL-AM/FM
Bowling Green	930	WCKT-AM
	93.3	WDNS-FM
Cadiz	1110/106.3	WKDZ-AM/FM
Campbellsville	104.1	WCKQ-FM
Cincinnati, OH	1530	WSAI-AM
Columbia	1270/93.5	WAIN-AM/FM
Corbin	680/107.3	WCTT-AM/FM
Dry Ridge	106.5	WNKR-FM
Elizabethtown	98.3	WQXE-FM
Flemingsburg	1060/95.1	WFLE-AM/FM
Frankfort	1130/103.7	WKED-AM/FM
Franklin	1220	WFKN-AM
Glasgow	95.1	WGGC-FM
Grayson	102.3	WUGO-FM
Greenup	1520/105.7	WLGC-AM/FM
Hardinsburg	104.3	WXBC-FM
Harlan	970	WFSR-AM
	105.1	WTUK-FM
Harrogate, TN	96.5	WXJB-FM
Hawesville	1160/97.1	WKCM-AM/FM
Hazard	101.1	WSGS-FM
Henderson	860	WSON-AM
Hopkinsville	1230/98.7	WHOP-AM/FM
Jamestown	104.9	WJRS-FM
Lancaster	105.1	WRNZ-FM
Lebanon	1590	WLBN-AM
	100.9	WLSK-FM
Leitchfield	104.9	WKHG-FM

CATS ON THE RADIO

Tuning into Kentucky basketball games on radio has been a tradition of following the Wildcats since the dawn of the Fabulous Five. Whether it was dialing up one of the several competing broadcasts in the 1950s, or just bending the antenna ever so slightly to hear the 39-year "Voice of the Wildcats," Cawood Ledford, fans have religiously tuned into the Big Blue.

Even today, as Kentucky basketball continues to dominate in popularity from the Pikeville to Paducah, fans tune into the action all across the United States. This year, nearly 100 stations will carry each game live. So whether the Big Blue fans are in Orlando, Fla., or Harlan, Ky., they can tune into the largest college basketball radio network in the country. The network reaches its outer limits thanks to such stations as clear channel WHAS in Louisville, 840 on the AM dial, or WSAI-AM in Cincinnati, at frequency 1530. The rights to the UK broadcasts are owned by Sports Communications, Inc., a joint venture between Host Communications, WVLK Radio, WKYT-TV and Clear Channel Communications. For information on the UK Network, contact **Mike Dodson** at Host Communications, (606) 226-HOST.



Ralph Hacker

Ralph Hacker is in his seventh season as play-by-play announcer for the UK Radio Network, after serving as the color man for the previous two decades. In addition, Hacker handles coach Tubby Smith's pregame and postgame shows and hosts "The Big Blue Line" with the Kentucky coach every Monday night on the network.

Hacker, a native of Richmond, Ky., began his broadcasting career at age 15, doing play-by-play for high school games. By age 16, he was calling Eastern Kentucky University football and basketball. His resume also includes freelance assignments in both sports for ESPN, CBS-TV, and the UKTV Network. Hacker begins his 27th year on the UK Radio Network, and 32nd covering the Wildcats.

Hacker is president of HMH Broadcasting, Inc., whose radio properties include WVLK, the flagship station for UK sports.

In 1995, Hacker renewed his wedding vows with wife Marilyn at St. Peter's Cathedral in Vatican City, while touring with the Wildcats basketball team. They have one daughter, Heather, a student at Centre College in Danville.



Sam Bowie

Former University of Kentucky All-American Sam Bowie is in his second season as analyst on the UK Radio Network. The 11-year veteran of the NBA also handles halftime and postgame duties for each broadcast.

The Lebanon, Pa., native played three seasons for the Wildcats (1980-81, '84). Bowie battled numerous leg injuries, missing both the 1983 and '84 seasons. But he still totaled 1,285 career points (24th on the UK scoring list), averaging 13.4 points and 8.8 rebounds per game. As a senior, he averaged 10.8 points per game as the Cats advanced to the 1984 NCAA Final Four. His efforts earned him second-team All-America honors by *The Sporting News*.

Following his UK career, Bowie was the second pick of the Portland Trail Blazers in the 1984 NBA Draft, the highest overall pick by any UK Wildcat. In his first season, Bowie was named to the league's All-Rookie Team before suffering a fractured right tibia that limited his production the next four seasons in Portland.

In 1989, Bowie joined New Jersey where he enjoyed his greatest success as a professional. The 7-1 center averaged 12.8 points, 8.2 rebounds and 1.6 blocks in four years with the Nets before finishing his career with the Los Angeles Lakers in 1995.

While on the disabled list during the 1988 and '89 seasons in Portland, Bowie gained broadcast experience as the color commentator for televised Trail Blazer games.

Bowie now lives in Lexington where he is also involved in the horse industry.



Rob Bromley

Rob Bromley is in his 19th year on the UK Television Network, handling play-by-play duties for live and delayed broadcasts. Bromley called the television play-by-play of Wildcat football and basketball from 1980-86, and since that time, he has served as color commentator and sideline reporter for both networks. Once again this season, Bromley will serve as producer and host of the weekly Coach Tubby Smith television show.

A graduate of Butler University in Indianapolis, Bromley has worked on the sports staff at WKYT-TV for 21 years, the past 18 as nightly sports anchor. Prior to joining the station, he worked as a sports anchor in Lima, Ohio. He began his sportscasting career on radio in Lima, calling the play-by-play for Bowling Green University and Bluffton College as well as local high school games.

Wildcats on the Air



Dave Baker

Dave Baker is in his 10th year as a member of the UK broadcast team. Baker serves as host of "Countdown to Tip-Off," the one hour pregame show that leads up to gametime.

A native of Franklin, Ohio, "Buzzy" became a sports reporter at WKYT-TV in 1982, following his graduation from Georgetown (Ky.) College. He was named the station's weekend anchor in 1984 and was instrumental in founding the award-winning "Sports Spectrum" — a 20-minute comprehensive sports show on Saturday nights.

Baker also serves as the pregame host for UK football broadcasts while conducting a successful Sunday morning radio talk show.



Martin Newton

Martin Newton is in his fourth season as a member of the UK Television Network. Newton, who is the son of UK Athletics Director C.M. Newton, previously served as the color commentator for the Western Kentucky Hilltoppers' basketball broadcasts for two seasons.

A graduate of Samford, where he also played basketball, Newton has lived in Lexington the past seven years. After a successful career as a representative for Converse, Inc., Newton is now employed by Nike.

He and his wife Cindy have three children, Katie, Madison and Zachary.



Dick Gabriel

Dick Gabriel is in his fourth season as a member of the UK Television Network for basketball, handling all sideline reports. The Louisville native has been a fixture around UK sports for a number of years, most recently as the sideline reporter on UK football broadcasts since 1989.

Gabriel began his media career broadcasting UK sports for WBKY Radio, a public radio station on the UK campus, and as sports editor of the *Kentucky Kernel*, the school's student newspaper. His efforts earned him the "Outstanding Journalism Graduate" award in 1978. After graduation, he served as sports director for WVLK Radio in Lexington.

Gabriel has been the sports director for WKYT-TV the past 14 years, earning two Associated Press awards for producing "Voice of Kentucky — Cawood Ledford" in 1992. Before taking his position with the television station, he worked in Dallas, Texas, as executive producer of Host Communication's Southwest Conference Football Radio Network.



Tom Leach

Tom Leach is in his 10th season as a member of the UK Radio Network. Leach, a 1983 graduate of UK, anchors the scoreboard segments during postgame.

Leach, the play-by-play voice of the UK football team, has served as news and sports director for WVLK Radio in Lexington for the past seven years. He began as news and sports reporter for the station in 1984. A native of Paris, Ky., he is a three-time winner of The Associated Press' "Best Sports Program" award. He also won an Eclipse Award in 1993 for his thoroughbred horse racing coverage.

Leach is married to WLEX-TV anchor Robyn Rabbeth-Leach. They have one son, Connor.

UKTV AFFILIATES

Bowling Green	WBKO-TV
Cincinnati, OH	WSTR-TV
Evansville, IN	WTVW-TV
Hazard	WYMT-TV
Harrogate, TN	W18AN-TV
Hopkinsville	TV-43
Huntington, WV	WSAZ-TV
Lexington	WKYT-TV
Louisville	WAVE-TV
Paducah	WPSD-TV
Washington, DC	WNVT-TV

CABLE AFFILIATES

SportSouth	Southern US
Miami Valley Channel	Dayton, OH

UNIVERSITY OF KENTUCKY RADIO NETWORK AFFILIATE LIST

Market	Frequency	Station
Lexington	590	WVLK-AM
	101.5	WLRO-FM
London	1400	WFTG-AM
	103.9	WWEL_FM
Louisville	840	WHAS-AM
	98.9	WHKW-FM
Louisa	92.3	WSAC-FM
Madisonville	93.9	WKTG-FM
Mayfield	102.1	WCBF-FM
Maysville	1240/95.9	WFTM-AM/FM
Monticello	101.7	WKYM-FM
Morganfield	1550/95.3	WMSK-AM/FM
Murray	1340	WNBS-AM
Owensboro	1490	WOMI-AM
	92.5	WBKR-FM
Owingsville	107.7	WKCA-FM
Paducah	1450/94.3	WDXR-AM/FM
Paintsville	1490/98.9	WSIP-AM/FM
Pikeville	1240/103.1	WPKE-AM/FM
	93.1	WDHR-FM
Pineville	1230	WANO-AM
Pound, VA	102.3	WDXC-FM
Prestonsburg	1310	WDOC-AM
	95.5	WQHY-FM
Princeton	1580	WPKY-AM
	104.9	WAVJ-FM
Providence	97.7	WHRZ-FM
Shelbyville	940	WCND-AM
	101.7	WTHQ-FM
Somerset	1240	WSFC-AM
	97.1	WSEK-FM
Whitley City	105.9	WHAY-FM
Wickcliffe	95.9	WGKY-FM
Williamsburg	1440/104.3	WEZJ-AM/FM

10 Lexington

LEXINGTON LODGING

Best Western (112 rooms)	606-293-2202
Bluegrass Suites (110 rooms)	606-293-6113
Campbell House Inn (300 rooms and 70 suites)	606-255-4281
Camberley Gratz Park (38 rooms)	606-231-1777
Comfort Inn (124 rooms)	606-299-0302
Comfort Suites (59 suites)	606-263-0781
Continental Inn (316 rooms)	606-299-5281
Courtyard by Marriott (146 rooms)	606-253-4646
Days Inn Lexington (190 rooms)	606-299-1202
Days Inn South (56 rooms)	606-263-3100
Econo Lodge North (110 rooms)	606-231-6300
Econo Lodge South (73 rooms)	606-263-5105
Fairfield Inn (63 rooms)	606-224-3338
Greenleaf Inn (111 rooms)	606-277-1191
Hampton Inn at I-75 (125 rooms)	606-299-2613
Hampton Inn—South (68 rooms)	606-223-0088
Harley Hotel (146 rooms)	606-299-1261
Hilton Suites (174 rooms)	606-271-4000
Hojo Inn (105 rooms)	606-299-8481
Holiday Inn Express (60 rooms)	606-293-0047
Holiday Inn North (304 rooms)	606-233-0512
Holiday Inn South (144 rooms)	606-263-5241
Hyatt Regency (365 rooms, 9 suites)	606-253-1234
Kentucky Inn (101 rooms)	606-254-1177
LaQuinta Motor Inn (130 rooms)	606-231-7551
Marriott's Griffin Gate Resort (409 rooms)	606-231-5100
Microtel (99 rooms)	606-299-9600
Motel 6 (98 rooms)	606-293-1431
Radisson Plaza (367 rooms)	606-231-9000
Red Roof Inn North (118 rooms)	606-277-9400
Residence Inn (80 rooms)	606-231-6191
Sheraton Suites of Lexington (155 suites)	606-268-0060
Shoney's Inn (100 rooms)	606-269-4999
Springs Inn (196 rooms)	606-277-5751
Wyndham Garden Hotel (174 rooms)	606-259-1311

LEXINGTON CITY MAP

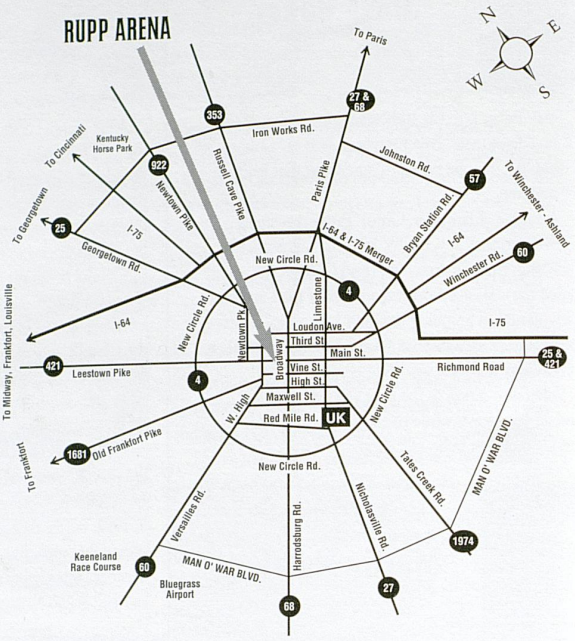

LEXINGTON STATISTICAL PROFILE

Highways: located at intersection of I-75 and I-64, also served by U.S. highways 25,27,60,68,421, and Bluegrass Parkway.

Airport: Blue Grass Field served by Delta, ASA, USAir, USAir Express, United Express, ComAir, Continental Express, TWA Express, Northwest, Airlink

Railroads: Southern and CSX.

KENTUCKY STATE MAP

Distance Table (Lexington to...)

Frankfort, Ky.	26 miles
Louisville, Ky.	71 miles
Cincinnati, Ohio	82 miles
Huntington, W.Va.	122 miles
Bowling Green, Ky	155 miles
Indianapolis, Ind.	167 miles
Owensboro, Ky.	170 miles
Knoxville, Tenn.	174 miles
Charleston, W.Va.	176 miles
Columbus, Ohio	191 miles
Evansville, Ind.	196 miles
Nashville, Tenn.	221 miles
St. Louis, Mo.	334 miles
Atlanta, Ga.	360 miles
Chicago, Ill.	363 miles

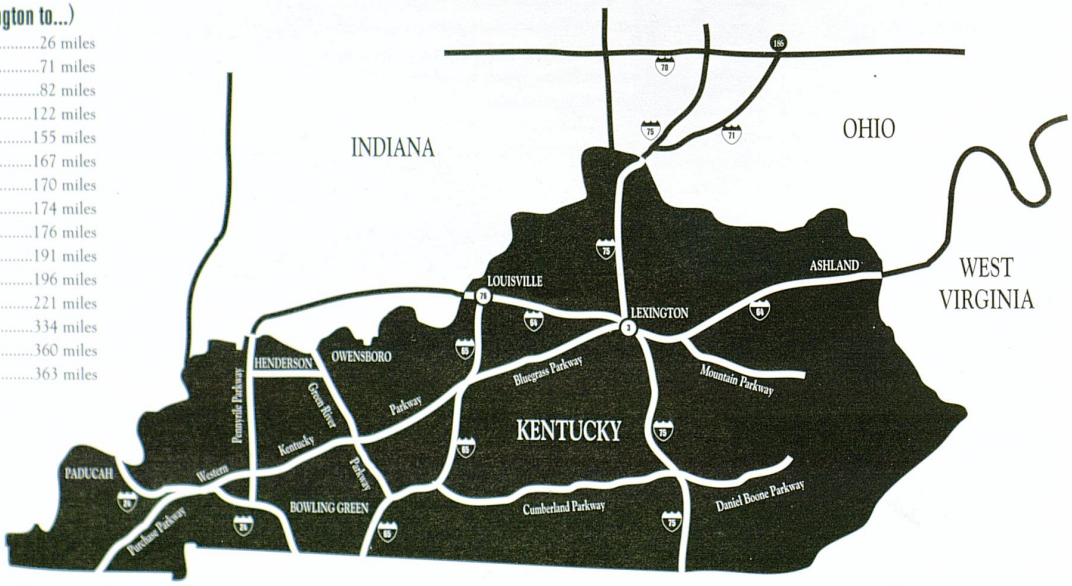

Outlook



1998-99 Kentucky Wildcats

NUMERICAL

No.	Name	Pos.	Ht.	Wt.	Cl.	Exp.	Hometown (High School/University)
3	J.P. Blevins	G	6-2	186	Fr.	HS	Edmonton, Ky. (Metcalfe County)
4	Steve Masiello	G	6-2	180	Jr.	2L	White Plains, N.Y. (The Harvey School)
5	Wayne Turner	G	6-2	190	Sr.	3L	Boston, Mass. (Beaver Country Day)
11	Saul Smith	G	6-2	175	So.	1L	Athens, Ga. (Clarke Central)
12	Todd Tackett	G	6-2	180	Fr.	HS	Paintsville, Ky. (Paintsville)
14	Heshimu Evans	F	6-6	215	Sr.	1L	Bronx, N.Y. (Evander Childs/Manhattan)
21	Tayshaun Prince	G/F	6-8	206	Fr.	HS	Compton, Calif. (Dominguez)
22	Ryan Hogan	G	6-3	185	So.	1L	Deerfield, Ill. (Deerfield)
25	Myron Anthony	F	6-7	225	So.	1L	Jacksonville, Fla. (Fletcher)
32	Desmond Allison	G/F	6-5	206	Fr.	HS	Tampa, Fla. (Robinson)
33	Michael Bradley	F/C	6-10	235	So.	1L	Worcester, Mass. (Burncoat)
34	Scott Padgett	F	6-9	240	Sr.	3L	Louisville, Ky. (St. Xavier)
40	Souleymane Camara	F	6-11	213	Fr.	HS	Dakar, Senegal (Oak Hill Academy)
42	Jamaal Magloire	C	6-10	260	Jr.	2L	Toronto, Ontario (Eastern Commerce)

ALPHABETICAL

No.	Name	Pos.	Ht.	Wt.	Cl.	Exp.	Hometown (High School/University)
32	Desmond Allison	G/F	6-5	206	Fr.	HS	Tampa, Fla. (Robinson)
25	Myron Anthony	F	6-7	225	So.	1L	Jacksonville, Fla. (Fletcher)
3	J.P. Blevins	G	6-2	186	Fr.	HS	Edmonton, Ky. (Metcalfe County)
33	Michael Bradley	F/C	6-10	235	So.	1L	Worcester, Mass. (Burncoat)
40	Souleymane Camara	F	6-11	213	Fr.	HS	Dakar, Senegal (Oak Hill Academy)
14	Heshimu Evans	F	6-6	215	Sr.	1L	Bronx, N.Y. (Evander Childs/Manhattan)
22	Ryan Hogan	G	6-3	185	So.	1L	Deerfield, Ill. (Deerfield)
42	Jamaal Magloire	C	6-10	260	Jr.	2L	Toronto, Ontario (Eastern Commerce)
4	Steve Masiello	G	6-2	180	Jr.	2L	White Plains, N.Y. (The Harvey School)
34	Scott Padgett	F	6-9	240	Sr.	3L	Louisville, Ky. (St. Xavier)
21	Tayshaun Prince	G/F	6-8	206	Fr.	HS	Compton, Calif. (Dominguez)
11	Saul Smith	G	6-2	175	So.	1L	Athens, Ga. (Clarke Central)
12	Todd Tackett	G	6-2	180	Fr.	HS	Paintsville, Ky. (Paintsville)
5	Wayne Turner	G	6-2	190	Sr.	3L	Boston, Mass. (Beaver Country Day)

Pronunciation Guide: Heshimu (ha-SHEE-mu) Evans, Jamaal Magloire (ma-GLOR), Steve Masiello (mass-E-ello), Tayshaun (TAE-shon) Prince Souleymane (SUE-lee-mane) Camara (ka-MAR-a)



FRONT ROW: (L-R) Assistant Coach Mike Sutton, Coach Orlando "Tubby" Smith, J.P. Blevins, Steve Masiello, Wayne Turner, Heshimu Evans, Saul Smith, Todd Tackett, Assistant Coach Shawn Finney, Assistant Coach George Felton. BACK ROW: Special Assistant Leon Smith, Equipment Manager Bill Keightley, Ryan Hogan, Myron Anthony, Scott Padgett, Souleymane Camara, Jamaal Magloire, Michael Bradley, Tayshaun Prince, Desmond Allison, Athletics Trainer David Kindy, Strength Coach Tom Boyd. Not pictured: Administrative Assistant Simeon Mars.

Radio/Television Chart



J.P. BLEVINS
Guard

3

6-2, 186, Fr.
Edmonton, Ky.
(Metcalfe County)



STEVE MASIELLO
Guard

4

6-2, 180, Jr.
White Plains, N.Y.
(The Harvey School)



WAYNE TURNER
Guard

5

6-2, 190, Sr.
Boston, Mass.
(Beaver Country Day)



SAUL SMITH
Guard

11

6-2, 175, So.
Athens, Ga.
(Clarke Central)



TODD TACKETT
Guard

12

6-2, 180, Fr.
Paintsville, Ky.
(Paintsville)



HESHIMU EVANS
Forward

14

6-6, 215, Sr.
Bronx, N.Y.
(Evander Childs/Manhattan)



TAYSHAUN PRINCE
Guard/Forward

21

6-8, 206, Fr.
Compton, Calif.
(Dominguez)



RYAN HOGAN
Guard

22

6-3, 185, So.
Deerfield, Ill.
(Deerfield)



MYRON ANTHONY
Forward

25

6-7, 225, So.
Jacksonville, Fla.
(Fletcher)



DESMOND ALLISON
Guard/Forward

32

6-5, 206, Fr.
Tampa, Fla.
(Robinson)



MICHAEL BRADLEY
Forward/Center

33

6-10, 235, So.
Worcester, Mass.
(Burncoat)



SCOTT PADGETT
Forward

34

6-9, 240, Sr.
Louisville, Ky.
(St. Xavier)



SOULEYMANE CAMARA
Forward

40

6-11, 213, Fr.
Dakar, Senegal
(Oak Hill Academy, Va.)



JAMAAL MAGLOIRE
Center

42

6-10, 260, Jr.
Toronto, Ontario
(Eastern Commerce)

Wildcats Set Sites On St. Petersburg, REPEAT

REPEAT

CATS BY COMMITTEE

Coach Orlando "Tubby" Smith hopes to have his Wildcats in the hunt for a second consecutive national title.



Few can argue that the University of Kentucky Wildcats are riding a crest of success. Two national championships in the last three years… three consecutive championship game appearances… four Final Fours in the 1990s… the list is long and impressive.

Production Returning

Of the three starters and one reserve lost from last year's championship team, UK takes its biggest hit offensively, where just over half of the team's scoring output returns.

The production returning includes:

Points:	52.1%
Rebounds:	62.8%
Assists:	59.8%
Blocks:	60.5%
Steals:	59.5%

Wildcats Set Sites On St. Petersburg, REPEAT

It seems fitting that college basketball's winningest program is entering the final year of the century as defending national champions. And with a roster that includes nine returning lettermen from the title team a year ago, Kentucky is primed to be in the hunt for the school's eighth NCAA title.

"Only one team each year gets a chance to be in this position," said Orlando "Tubby" Smith, whose team won the '98 crown in just his first year as head coach in the Bluegrass. "It's going to be interesting to see how we handle it and how we're hunted. But then again, you're always hunted at Kentucky."

Teamwork, sacrifice and hard work are the three keys to Smith's system. After all, competition is competition, and the annual goals remain the same.

"Our chief goal and commitment to our players is simple — we'll give them our best effort to push them to reach their full potential, and in the end, they're winners, regardless of the final score," Smith said. "If they become better people, if they improve on the basketball court and we've built relationships, then we've succeeded.

"Now, to go that next step and contend for championships, you have to have talent, and we feel we do."

Throughout Kentucky's recent success, its talent level has been depleted with departures. After winning the championship in 1996, UK lost four players to the NBA Draft. Yet, a year later, and with their best player sidelined with a knee injury, the Wildcats returned to the final game before losing in overtime to Arizona. Following that run in '97, UK lost two more stars to the NBA, plus two players who had played more than 280 games between them, as well as the entire coaching staff. Regardless, the "Comeback Cats" captured the title again.

Now, lost from the team roster is graduate Jeff Sheppard, the starting shooting guard who paced the Cats down the stretch with his Final Four MVP performance. Big man Nazr Mohammed, who had one year of eligibility remaining, decided to turn pro after last season. Allen Edwards, the utility man who played nearly every position during his four years, completed his eligibility, along with long-range threat Cameron Mills.

Three starters out, five freshmen in.

Time to reload. Time to reload.

"That will be our biggest weakness in the coming season," Smith said. "The four players we lost all played for a team that was in the national championship game three years in a row. They won more games during those three years than any other group has ever won during a three-year span in college basketball. People must know that you just can't replace that type of experience. But we're going to try."

In 1998, with a new coaching staff and six players who had not played for Kentucky the year before, much was made of the Wildcats' search for an identity. Some even labeled the team the "Indescribables," fashioned after the more recent UK monikers "the Unforgettables" or the "Unbelievables."

Winningest program

The Kentucky Wildcats own an **unparalleled tradition of success** in college basketball. In addition to the Wildcats' seven NCAA Championships, UK has won more games than any other team in college hoops:

1. Kentucky	1,720
2. North Carolina	1,709
3. Kansas	1,665

The Wildcats also are the **winningest team** in the last seven years with 218 victories. Kansas is second with 205. Now entering the final season of the decade, UK is the second winningest program in the '90s, despite starting with a 14-14 record in 1989-90. Kansas leads with 263 victories in the '90s, while UK has posted 254 wins.

Rupp Arena

UK will begin its 23rd season at Rupp Arena when it tips off the 1998-99 campaign. The Wildcats are 291-34 (89.5%) overall in Rupp. They have recorded **seven perfect home seasons** and three seasons with only one loss in the 23,000-seat facility.

Wildcats Set Sites On St. Petersburg, REPEAT



An improved offensive game this season will give Jamaal Magloire the total package.

But instead of taking the more recent suggestion as a weakness of his club, Smith used that uncertainty as a strength, the same approach he'll take for the 1998-99 season.

"I think our strength will be that we don't have an identity. Who are those guys? How did they do that?" Smith said laughing. "We want balance. When you have balance, you have a lot of different weapons. Opponents then have trouble defending you.

"I'm not boasting, but I think that's why last year's team won. People came out thinking, 'What can we do to get Jeff Sheppard in foul trouble?' And if they did, we had someone else prepared to come in and perform at the same level."

So, can the feat be duplicated?



Saul Smith has improved his strength and confidence in the off-season and should see time at both guard positions.

SENIORS MUST LEAD

Replacing the three seniors off the 1998 roster will be a challenge. The trio provided leadership, an unmeasurable quality that included Sheppard, a fifth-year senior, Edwards, who overcame battles for playing time early in his career, and Mills, a walk-on who earned a scholarship.

"That definitely was a strength last year," Smith said. "I'm trying to get our new tri-captains — Scott Padgett, Wayne Turner and Heshimu Evans — to step up and take that responsibility. That may be the hardest thing they have to do all year, to be focused and to know that the rest of the team is looking up to them."

If the leadership requirement is fulfilled, the Wildcats need only to develop depth to make a run at another Final Four, since four of the starting five positions should be defined early.

At point guard, Smith has **Wayne Turner,** perhaps the most underrated point guard in the nation. When various preseason lists were released in the fall, the senior was overlooked. No All-America status, no finalist lists for the Naismith or Wooden Awards, just a solid point guard set to lead the Wildcats in defense of their title.

But wasn't Turner selected the Most Valuable Player in both the Southeastern Conference Tournament and the South Region last season? Will he not finish his career as the school's all-time leader in steals, one of the top Cats in career assists and as a member of UK's prestigious 1,000-point club? And isn't he the only player on this year's roster to have played in the last three Final Fours?

Cat Streaks

The Wildcats will start the 1998-99 season with a **13-game winning streak.** Kentucky's last defeat occurred on Feb. 14, 1998, a 64-73 loss to Ole Miss in Rupp Arena. The most **consecutive wins** in UK history is 32, dating from 1953-55. With three more wins at the start of the 1998-99 season, UK will equal the school's 10th-best mark overall. The Wildcats have also: won 14 straight road games (the last team to defeat UK on the road was South Carolina, Feb. 4, 1997); won 14 consecutive neutral site games, dating back to the Arizona loss in Maui in November 1997; played in the last three Final Fours; played in the last four regional championship games; won six of the last seven SEC Tournament titles, including the last two; have hit three-pointers in 334 consecutive games.

So, can the feat be duplicated?

Wildcats Set Sites On St. Petersburg, REPEAT

There's no debating Turner's talents, and above all, he has the experience. He's logged action in 114 games for the Wildcats, and if UK advances this season to the finals of the SEC Tournament, then on to the second round of the NCAA Tournament, he'll set an NCAA record for games played in college basketball with 149. Duke's Christian Laettner holds the current mark of 148.

"I think he's the best point guard in the country," Smith said of his All-America candidate. "He can lock down a defender, set up your offense, penetrate to the rim, and with his improved offensive touch from outside, he now possesses the total package."

Backing up Turner is Smith's son Saul, a sophomore who averaged 13.4 minutes per game last season while playing in all 39 games. **Saul Smith** may be quicker defensively than Turner, and with a confidence boost offensively, he'll provide valuable minutes at either guard position.

Also adding depth at point guard will be freshman **J.P. Blevins.** The Metcalfe County (Ky.) all-state selection, who committed to the Wildcats as a junior in high school, can handle the ball, penetrate and shoot.

"I feel very comfortable with our point guards," the elder Smith said. "We've got scoring ability there, and more importantly, we have generals in that position, real leaders to run our team."

Penciled in at the starting position at small forward is **Heshimu Evans.** The senior was UK's energy off the bench last season, sparking the Cats to comebacks time and again. The 6-6 Evans used his athleticism to rebound then lead the break while displaying his finesse in knocking down clutch three-pointers from outside.

"He's instant offense and instant defense," Smith said. "His explosiveness is, by far, the most impressive on the team."

Returning to help at either forward position is **Myron Anthony.** The 6-7 sophomore surprised everyone with his accuracy from three-point land, canning 46.2 percent of his shots. Improvement on the defensive end will result in more minutes for him.

"He's the real unsung type of guy, the real sleeper on the squad," Smith said. "I hope he can be our Heshimu of last year, someone who gives us unending energy on both ends of the floor."

Competing for playing time at the position will be **Tayshaun Prince,** a McDonald's All-American from Compton, Calif. The 6-8 freshman has already added 26 pounds to his slender frame since the end of his senior season at Dominguez High, and his versatility should be a tremendous asset. Prince can shoot, dribble, pass and rebound. He lacks only experience.

At power forward, **Scott Padgett** returns for his final campaign. Unlike his teammate Turner, the 6-9 All-America candidate has received the advanced billing, appearing on nearly every list of preseason honors — first team, second team, etc.

He also will be completely healthy for the first time in a year.



Coach Tubby Smith enters the 1999 season with the same plans as last season.

"Big dreams start with little dreams," says Smith.

Goal one: REPEAT

How rare is it for a team to **repeat** as NCAA Champions? Consider that only four teams in the last 24 years, dating back to the great UCLA squads, reached the championship game the year after they won the title. Duke was the only squad of the four to repeat (1991 and '92). Even more astounding, during those same 24 years, seven teams who won the national title didn't even make the tournament the following year.

In 1999, UK will attempt to make its **fourth consecutive trip** to the title game. Only an overtime defeat in '97 keeps the Cats from claiming the term, "three-time defending national champions."

Wildcats Set Sites On St. Petersburg, REPEAT

Padgett underwent surgery on his left pinky finger following the end of the '98 season after dislocating the finger during the World University games the summer before. The joint never healed correctly and Padgett was forced to play through the pain all last season.

"Scott's just a complete player," Smith said. "Inside, outside, he can hurt you all over the floor."

Backing up Padgett is sophomore **Michael Bradley** and freshman **Jules Camara.** Bradley saw limited action last season, appearing in 32 games but playing less than seven minutes per contest. Yet, with improved play down the stretch, his minutes increased. He shot 66.7 percent from the field for the season, and led all big men on the team with more assists than turnovers. He'll also see plenty of action at center as well.

But while Bradley carries 235 pounds on his 6-10 frame, Camara is 6-11, 213 pounds. The slender freshman from Oak Hill Academy (Va.) can run the floor with great athleticism and can dominate a game from above the rim.

To be a factor early, he'll have to continue to get stronger, much like the Wildcats' probable starter at center, **Jamaal Magloire.**

The 6-10 junior is now up to 260 pounds, a product of his off-season conditioning program in Lexington. Magloire, a native of Toronto, had spent the previous two summers participating on the Canadian National Team, but last summer, he stayed at UK, working *out* and working *on* his game. The results are impressive.

"He's a force inside," Smith said. "And with the improvement of his offensive skills, he could be one of the best centers in the country."

So that leaves only one question unanswered. Who replaces Sheppard at shooting guard, along with his backup, Mills?

"You'll see a lot of different people in that two-spot," Smith answered. "But even last year, that position was handled by committee for most of the season until Sheppard surfaced during the last two months.

"The two and three spots are very similar, very interchangeable. It allows a guy like Tayshaun to play the three, but be a two-man to some degree.

Heshimu Evans is "instant offense and instant defense," according to Coach Tubby Smith.



We'll take a look at Evans at shooting guard, and even though he played facing the basket some last year, he'll have to make that change consistently this year. And there are others too."

Like freshman **Desmond Allison,** a 6-5 guard with long range and great strength. The Tampa native excelled in basketball, football and track in the state of Florida last year, and he also brings an aggressive attitude to the court as well.

Race For A Thousand

Seniors **Scott Padgett** and **Wayne Turner** hope to join 44 other Wildcats in the school's prestigious **1,000-point club.** Padgett, the team's leading returning scorer, has scored 785 in his career and Turner, the team's second-leading scorer, has posted 782 career points.

Fact

Kentucky has been ranked in **The Associated Press college basketball** poll every week since the second week of the 1990-91 season. UK also has been ranked in the **Top 10** by the AP in the last 70 weekly polls, dating back to the first week of March, 1994.

Wildcats Set Sites On St. Petersburg, REPEAT

"Desmond will definitely have a chance to play a lot early," Smith said. "His attitude will add a new dimension to the team. He's hard-nosed with tremendous basketball skills. He's probably ahead of our other freshmen because of his physical maturity, but he's still learning the game."

Ryan Hogan, who returns for his sophomore year, is a great shooter, much like his uncle, former UK great Kevin Grevey. Hogan underwent arthroscopic surgery on his left knee after last season, and has returned to full strength.

"I think Ryan has even improved his shooting, if that's possible," Smith said. "I expect him to challenge for a lot of playing time at the shooting guard spot. His shooting ability reminds me a lot of Cameron Mills."

Another freshman, **Todd Tackett,** will get a look at shooting guard as well. The 6-2 guard from Paintsville was a Kentucky All-Star last season, earning MVP honors in the Kentucky Derby Festival in April. He also helped his team to a state title in 1996 and a state runner-up finish last March.

Walk-on **Steve Masiello** returns and will be counted on to provide emotional leadership, a role held by Mills last season. He'll also see action at both guard spots.

CATS WEAR NIKE

The Kentucky Wildcats basketball team is outfitted from head to toe with Nike equipment and apparel. The agreement for uniforms and shoes is part of an all-sports contract the University of Kentucky Athletics Association signed with Nike in May, 1997.

According to the deal, all UK sports teams will wear Nike shoes and equipment through the 2001-02 season. UK also receives $11 million in cash, clothing and equipment over the life of the five-year contract. And, thanks to Nike's national and international marketing ability, the Wildcats will realize an increase in royalty revenues.

Kentucky is one of only 14 schools that have an exclusive all-sports contact with Nike. There is an option for an additional five years.

THE CHASE FOR NO. 8

Indescribables? Perhaps, but Smith's options are limitless. He can go with a strong lineup featuring Turner and Evans outside and Anthony, Padgett and Magloire along the front. Or he can go quick, with Turner and Smith out front, Evans, Prince and Padgett down low.

Options, endless options.

"I think that's the versatility of this team," Smith added. "Last year, I knew we had a good frontcourt. Our strength was our post play. This year, we've got a good balance and it's possible that our strength will be in the backcourt."

Last season UK was the No. 2 team in the nation in rebound margin and 62.8 percent of the team's rebounding returns for the '99 season. In SEC play, UK's defense limited opponents to 38.4 percent shooting, tops in the league.

Regardless, the Wildcats' strength is in numbers. A 14-man roster can be rotated at least 10-men deep, maybe more.

"Big dreams start with little dreams," Smith said. "We'll set the same goals this season that we set last season — improving each day as individuals and becoming the best team we can be every day we take the floor."

Smith will have to have his team prepared early. December opponents include Kansas, Maryland and Duke.



All-American candidate Scott Padgett is the Wildcats' leading returning scorer and rebounder.

DOME-inating

Dome Sweet Dome.

UK played in four different domed stadiums during the 1998 season, recording a perfect 10-0 mark. Five of the wins came in the Georgia Dome, where UK won the SEC Tournament and the first two rounds of the NCAA Tournament the next week.

This season, UK returns to Atlanta to face Georgia Tech in the Dome Dec. 19 before attempting to win its 22nd SEC Tournament title there again in March (4-7).

Wildcats Set Sites On St. Petersburg, REPEAT

Add traditional rivals Indiana, Georgia Tech and Louisville, and the non-conference slate may be the toughest on record.

"We've talked about our inexperience, and with most of these games away from home, it puts us in a real bind," Smith said. "Last year, we were inexperienced with a young team and a new coaching staff. Now, it's a different sort of inexperience. This year, we have inexperienced leadership and five freshmen. We'll have to be ready early."

The SEC schedule also appears strong. Last season, every team in the Eastern Division played in either the NCAA Tournament or the NIT.

"The SEC is always tough, but this might be the toughest it has ever been," Smith said. "Tennessee welcomes back Charles Hathaway from the injured list and brings in one of the top freshmen in the country in Vincent Yarbrough. So they're better. Georgia nearly won the NIT, winning six of its last eight games. South Carolina still has BJ McKie, an All-SEC guard returning, along with Bud Johnson, William Gallman and Antonio Grant. Florida had one of the best recruiting classes in the nation… and this is just the Eastern Division. The West isn't much easier."

Nine of the 12 SEC teams return at least three starters. The exceptions are Kentucky, LSU and Vanderbilt. Tennessee returns all five. Auburn and Georgia lost only one starter. And this is the same league that has had a team in the Final Four every year since 1993.

So if the defending national champions are a target, it appears that some of the league teams are loaded for bear.

"I'm sure they are, but we'll do our share of hunting too," Smith added.

The chase for title No. 8 is on.

The chase for title No. 8 is on.

TURNER CHASES NCAA RECORD

Wayne Turner has a chance to play in more college basketball games than anyone on record. Turner, who has logged time in 114 games during his three-year career, needs 35 games to break the record of 148 set by Duke's Christian Laettner. UK plays a 30-game regular-season schedule in 1998-99. If UK can play five postseason games — Southeastern Conference and NCAA Tournament — Turner will have a chance at breaking the record.

Turner has missed only one game during his UK career. As a freshman, he watched from the bench during UK's win over Syracuse in the 1996 NCAA Championship game. He received a DNP-Coach's Decision, as starting point guard Anthony Epps played the entire 40 minutes.

Turner also has a chance to become one of the top-5 all-time assists men in UK history and the school's record holder in steals. Turner led the team with 173 assists in 1998, boosting his career total to 349 assists. The mark leaves him eighth on UK's all-time list. Dirk Minniefield (1980-83) is the school's all-time leader with 646 assists. If Turner can duplicate last year's total, he can finish his career third behind Minniefield and Anthony Epps, (1994-97) who totaled 544 career assists.

On the steals' chart, he already holds the UK record for most steals in a season with 79 as a sophomore. He's currently fifth with 181 career steals, 20 behind leader Tony Delk (1993-96) with 201.



Wayne Turner's explosiveness allows him to blow by an opponent and get to the basket, as he did here against Steve Wojciechowski and Duke in the 1998 South Region final.


1999
Wildcats
BRADLEY
33
SMITH
11

Desmond Allison

CAT Scratches

Full Name: Desmond Ahsha Allison
Nickname: Dez
Birthdate: Dec. 18, 1979
Place of birth: Columbus, Ohio
Parents: Detria Jones and Esmond Flood
Siblings: Desire' Allison, Julius Jones, Eddie Wright
Major: Undeclared
High school coach: Scott Wagers
High school team mascot: Knights

20 Questions

Favorite food: Lasagna
Favorite class subject: Math
Favorite book: "How Stella Got Her Groove Back" by Terry McMillan
Favorite TV show: "Martin"
Favorite musical group: Outkast
Favorite movie: "Money Talks"
If a movie was made of my life, I would have the following actor play me: Martin Lawrence
The person in history I would most like to meet is: Dr. Martin Luther King, Jr.
Favorite sport other than basketball: Football
Favorite sports figures: Magic Johnson, Michael Johnson
Favorite NBA team: New York Knicks
Hobbies: Playing ball, listening to music, bird watching
Not many people know this but I: Played only two-and-a-half years of high school basketball
My greatest moment in sports was: Scoring six touchdowns in back-to-back playoff games
If I were not playing college hoops, I would be: Playing college football or track
The best player I've ever faced was: Tracy McGrady
The thing I like most about UK basketball is: The tradition and how well the players and coaches get along
The thing that impresses me most about Coach Smith is: His family values
My advice to youngsters is: Stay in school and do the classwork
My future goals are: To graduate from college and get drafted by the NBA



32

6-5 ❁ 206
FRESHMAN
GUARD/FORWARD
TAMPA, FLA.
ROBINSON HIGH SCHOOL

❁ GENERAL

Will compete for quality playing time at shooting guard … Combines solid basketball skills with great athleticism and an aggressive attitude … Can shoot the three and is quick to the rim … Still learning the game after playing three years of high school basketball.

❁ HIGH SCHOOL

Averaged a triple-double as a sophomore and nearly duplicated the feat as a junior and senior … Led Robinson to the 1998 Class 4A state semifinals, the school's first state tournament appearance since 1980 … Averaged 34.5 ppg, 10.8 rpg and 9.0 apg as a senior … Finished his career with 2,280 points … Was named Hillsborough County High School Male Athlete of the Year in 1998 by the *St. Petersburg Times* after earning all-state honors in basketball, football and track … On the gridiron, he had 38 receptions, averaging 22.9 yards per catch … He caught 15 touchdown passes and scored 23 TDs during the season, including defense and returns … Helped the Knights to a 4A state quarterfinal berth in the school's first football playoff appearance since 1977 … In track, was region champ in the 400 meters and ran the anchor leg on Robinson's 4 x 400 team, which finished fifth at the state meet … During his senior season, scored six TDs in back-to-back playoff football games and in between, averaged 30.5 ppg in two hoops contests … He was an all-state selection as a junior after averaging 36.7 ppg, 10.7 rpg and 7.9 apg to lead the Knights to a 27-3 mark and a 4A regional berth … As a sophomore, he averaged 27.8 ppg, 12.8 rpg and 10.2 apg … Team completed 1996 with a 26-4 record and a 4A regional tournament finish … Chose UK over Texas, Indiana, South Florida and Ohio State … Coached on the hardwood by Scott Wagers … Spurned football scholarship offers from Ohio State, Florida, Ole Miss and South Carolina.

❁ SMITH ON ALLISON

"Desmond is a real physical player. He brings a new added dimension to our team. He's in the mold of an Anthony Epps, having played football in high school, so he doesn't mind contact. He's hard-nosed and possesses tremendous basketball skills."

Myron Anthony





25

6-7 • 225
SOPHOMORE
FORWARD
JACKSONVILLE, FLA.
FLETCHER HIGH SCHOOL

GENERAL

Will compete for a starting role at small forward but will also see time as a reserve at power forward … Strong, athletic and can create his own shot … Became one of the Cats' most consistent shooters from three-point range … Needs to improve defensively.

1997-98

Played in 31 games as a freshman … Shot better from three-point range, 46.2 percent, than from the field, 39.7 percent … Earned the "Individual Workout Award" by the coaching staff … Was 3-of-4 from three-point range in three NCAA tournament games … Hit all three of his FGA against South Carolina in the SEC Tournament title game to finish with seven points, three rebounds and one assist in six minutes … Returned to his home state of Florida with a career performance, scoring seven points and grabbing six boards in 12 minutes vs. the Gators (2/18) … Played a season-high 18 minutes against Villanova, tallying five points and six rebounds … Played eight first-half minutes against LSU, recording five points and one rebound … Hit a buzzer-beating three-pointer at the end of the first half against Purdue to give the Wildcats a 42-37 halftime lead.

HIGH SCHOOL

Led Fletcher to a 24-8 record his senior season … Averaged 28.1 points, 10.8 rebounds and 1.7 blocks per game … Named the Gatorade Player of the Year in Florida by *Scholastic Coach Magazine* and earned fourth-team All-America honors by *Parade Magazine* … Also named team MVP, All-State, All-Gateway Conference, the *Times-Union* Player of the Year, and the District 6-Class 5A Player of the Year … During his four-year career, Fletcher tallied a 99-34 record … He scored a school-record 2,738 points, tallied 1,409 rebounds and 230 blocked shots … He nailed 75 career three-pointers, third on the school's all-time list … Played in the Derby Festival Classic in Louisville, scoring 17 points for the winning squad … As a junior, he led Fletcher to a 25-8 record while averaging 25.1 ppg and 11.6 rebounds per game … Named Class 5A Player of the Year, All-State, All-Southeast Region … Was runner-up for the 1996 Mr. Basketball award … Named honorable-mention All-America in 1995 and '96 … Played for Coach Bob Rhodin.

SMITH ON ANTHONY

"I've been impressed with his improvement, especially in the classroom. He's got to continue to improve his offensive and defensive skills. I think he has the ability to give us that spark that we need off the bench that Heshimu gave us last year. There is an opportunity that he could play either wing position or the four-spot. He's a very versatile athlete."

CAT Scratches

Full Name: Myron Cydrick Anthony
Nickname: Myro
Birthdate: Dec. 18, 1977
Place of birth: Jacksonville, Fla.
Parent: Sharon Anthony
Siblings: Tiffany, Lauren
Major: Social Work
High school coach: Bob Rhodin
High school team mascot: Senators

20 Questions

Favorite food: Pizza
Favorite class subject: History
Favorite book: "My Life" by Magic Johnson
Favorite TV show: "Arliss"
Favorite musical group: Tupac
Favorite movie: "Money Talks"
If a movie was made of my life, I would have the following actor play me: Chris Tucker
The person in history I would most like to meet is: Michael Jordan
Favorite sport other than basketball: Football
Favorite sports figure: Magic Johnson
Favorite NBA team: Orlando Magic
Hobbies: watching Jaguars, playing video games, and watching movies
Not many people know this but I: Have a twin sister
My greatest moment in sports was: Winning the national championship
If I were not playing college hoops, I would be: Playing college football
The best player I've ever faced was: Antoine Walker
The thing I like most about UK basketball is: The tradition
The thing that impresses me most about Coach Smith is: The family atmosphere he keeps around the team
My advice to youngsters is: Never give up on your goals
My future goals are: To play in the NBA and graduate from college

anthony's statistics

YEAR	G-S	MIN-AVG	FG-A	PCT	3FG-A	PCT	FT-A	PCT	REB-AVG	PF-D	AT	TO	BS	ST	TP-AVG
97-98	31-0	196-6.3	25-63	39.7	12-26	46.2	8-13	61.5	37-1.2	20-0	7	23	3	3	70-2.3

anthony's career highs

	Opponent	Date
Points	7	Twice
FG Made	3	Twice
FG Atts	6	Twice
3FG Made	1	12 times
3FG Atts	3	Ohio 12-30-97
FT Made	3	Missouri 11-26-97
FT Atts	4	Twice
Rebounds	6	Twice
Assists	3	Morehead St. 11-20-97
Turnovers	4	Saint Louis 3-15-98
Blocks	1	Three times
Steals	1	Three times
Minutes	18	Villanova 2-8-98

J.P. Blevins

CAT Scratches

Full Name: John Paul Blevins, Jr.
Nickname: Hawk
Birthdate: May 8, 1979
Place of birth: Bowling Green, Ky.
Parents: Martha and John Paul Blevins
Siblings: David and John F.
Major: Undeclared
High school coach: Tim McMurtrey
High school team mascot: Hornets

20 Questions

Favorite food: Cheesecake
Favorite class subject: Math
Favorite book: "Success is a Choice" by Rick Pitino
Favorite TV show: "Just Shoot Me"
Favorite musical group: Pearl Jam
Favorite movie: "A Few Good Men"
If a movie was made of my life, I would have the following actor play me: John Travolta
The person in history I would most like to meet is: Abe Lincoln
Favorite sport other than basketball: Golf
Favorite sports figure: Rex Chapman
Favorite NBA team: Phoenix Suns
Hobbies: Hanging out with my friends
Not many people know this but I: Was undefeated in tennis as a freshman and I own Metcalfe County's golf team low-score record
My greatest moment in sports was: Being offered a scholarship by the University of Kentucky
If I were not playing college hoops, I would be: Playing a lot more golf
The best player I've ever faced was: Wayne Turner
The thing I like most about UK basketball is: Being a part of the best basketball tradition in the country
The thing that impresses me most about Coach Smith is: His kindness
My advice to youngsters is: To chase their dreams with everything they have because I know they do come true
My future goals are: To win a national championship



3

6-2 ❁ 186
FRESHMAN
GUARD
EDMONTON, KY.
METCALFE COUNTY HIGH SCHOOL

❁ GENERAL

Will play a reserve role at point guard … Can shoot, pass and handle … Committed to UK during his junior year.

❁ HIGH SCHOOL

Played varsity basketball since 7th grade, starting at point guard since 8th grade, scoring 2,994 career points … Named first team all-state as a junior and senior by the *Lexington Herald-Leader*, the *Louisville Courier-Journal* and The Associated Press … Led the Hornets to a 97-73 record during his six seasons, winning five 16th District titles and five Class A regional crowns … He was named to the all-district team five consecutive years, the all-region team four seasons, the All-Class A Regional Tournament team five times and the Class A All-State Tournament team three times … He also earned academic all-state honors in 1996, '97 and '98 … Scored a career-high 51 points against Clinton County … Averaged 23.7 ppg, 6.6 rpg and 3.6 apg as a senior, 26.2 ppg, 5.6 rpg and 4.2 apg as a junior … Missed 17 games during his sophomore season after contracting mononucleosis … Named to the Kentucky All-Stars and also participated in the Kentucky Derby Classic … Coached by Tim McMurtrey.



❁ SMITH ON BLEVINS

"J.P., like Todd Tackett, is dedicated to this program. He's a difference-maker. He'll develop into a fine player at UK because he's willing to pay the price. He will become a great point guard but can also play shooting guard."

Michael Bradley





33

6-10 ❁ 235
SOPHOMORE
FORWARD/CENTER
WORCESTER, MASS.
BURNCOAT HIGH SCHOOL

❁ GENERAL

Will see quality playing time at both forward and center … A student of the game, he's fundamentally sound … A very accurate shooter and passer, he can rebound as well … Comes from a basketball family – his father played at Fairfield and his brother David is a senior forward at Charleston Southern.

❁ 1997-98

Saw action in 32 games as a freshman, including five of the six NCAA Tournament games … Shot 66.7 percent from the field (30-45) … Voted "Most Improved" by the UK coaches … Averaged 7.4 minutes per game in five NCAA Tournament games, during which he tallied eight rebounds, five assists and two blocks in a reserve role … Played five first-half minutes vs. Utah in the national championship game … With reserve center Jamaal Magloire sidelined against Alabama in the SEC Tournament, he played 14 minutes, shooting 4-of-7 from the field while tallying six rebounds, 10 points, three blocks and two steals … Was perfect from the field on 11 occasions: 3-3 vs. George Washington, 2-2 vs. Canisius, American, Florida and Saint Louis, and 1-1 vs. Vanderbilt, Arkansas (twice), LSU, Villanova and South Carolina (SEC) … Grabbed four rebounds in four minutes vs. Tennessee (1/24/98).

❁ HIGH SCHOOL

Led the Patriots to the state championship game, scoring 41 points in the final game … Burncoat finished with a 23-2 record his senior year … Averaged 35.6 ppg, 11.6 rebounds and 4.9 blocks per game … He also shot 71.9 percent from the field, 44.1 percent from the three-point line and 69.0 percent from the foul line … Named the Gatorade Player of the Year and Mr. Basketball in Massachusetts, and also the Gatorade Northeast Player of the Year, one of eight to be honored in the nation … During his four-year career, he led Burncoat to a 69-23 record while scoring 2,444 points and grabbing 1,020 rebounds … For three consecutive years he was named a Worcester Interhigh League All-Star and a *Worcester Telegram and Gazette* All-Star … He also was the league's Most Valuable Player as a junior and senior … Only player to win AAU state titles in the 15-, 16-, 17- and 19-year-old tournaments … Played in Louisville's Derby Festival All-Star game and scored nine points on 4-6 shooting from the field … He was coached by Jim Diamantopolous.

❁ SMITH ON BRADLEY

"With a year of weight lifting and training, Mike has really improved physically. He possesses innate skills that you need – a sixth sense on the basketball court, if you will. He has great shooting touch for a big man and can find the open man. He really understands the game as well as any big man I've ever been around."

CAT Scratches

Full Name: Michael Thomas Bradley
Nickname: Biggie
Birthdate: April 18, 1979
Place of birth: Worcester, Mass.
Parents: Pat and Dave Bradley
Sibling: David
Major: Social Work
High school coach: Jim Diamantapolous
High school team mascot: Patriots

20 Questions

Favorite food: Cafeteria Stir-Fry
Favorite class subject: Calculus
Favorite book: "TV Guide"
Favorite TV show: "Sportscenter"
Favorite musical group: Beastie Boys
Favorite movie: "ConAir"
If a movie was made of my life, I would have the following actor play me: My friend AJ Cooney
The person in history I would most like to meet is: John F. Kennedy
Favorite sport other than basketball: Football
Favorite sports figure: Larry Bird
Favorite NBA team: Boston Celtics
Hobbies: Video games and chilling with my boys
Not many people know this but I: Can hit the three
My greatest moment in sports was: Winning the NCAA title
If I were not playing college hoops, I would be: Getting an education back home
The best player I've ever faced was: Doug Cooney
The thing I like most about UK basketball is: The chance to always win the national championship
The thing that impresses me most about Coach Smith is: He's a real down-to-earth guy
My advice to youngsters is: To work hard and you can achieve what you want
My future goal is: To play in the NBA

bradley's statistics

YEAR	G-S	MIN-AVG	FG-A	PCT	3FG-A	PCT	FT-A	PCT	REB-AVG	PF-D	AT	TO	BS	ST	TP-AVG
97-98	32-0	221-6.9	30-45	66.7	0-0	0	18-35	51.4	55-1.7	26-0	15	13	16	7	78-2.4

bradley's career highs

	Opponent	Date
Points	Alabama	3-6-98
FG Made	Alabama	3-6-98
FG Atts	Alabama	3-6-98
3FG Made		
3FG Atts		
FT Made	Twice	
FT Atts	Twice	
Rebounds	Alabama	3-6-98
Assists	Four times	
Turnovers	Twice	
Blocks	Morehead St.	11-20-97
Steals	Alabama	3-6-98
Minutes	Twice	

Souleymane "Jules" Camara

CAT Scratches

Full Name: Souleymane Camara
Nickname: Jules
Birthdate: July 23, 1979
Place of birth: Meckhe, Senegal
Parents: Mariendaw and Alioune Camara
Siblings: Daba, Babacar, Nafissatou, and Cheikh
Major: Undeclared
High school coach: Steve Smith
High school team mascot: Warriors

20 Questions

Favorite food: Lasagna
Favorite class subject: Math
Favorite book: "The Book of Success" by Richard Shea
Favorite TV show: "Martin"
Favorite musical group: Bob Marley and the Wailers
Favorite movie: "Independence Day"
If a movie was made of my life, I would have the following actor play me: Steven Seagal
The person in history I would most like to meet is: Nelson Mandela
Favorite sport other than basketball: Soccer
Favorite sports figure: Michael Jordan
Favorite NBA team: Chicago Bulls
Hobbies: Listening to music
Not many people know this but I: Study a lot
My greatest moment in sports was: Giving my first autograph as a Wildcat
If I were not playing college hoops, I would be: A soccer player
The best player I've ever faced was: Patrick Ewing
The thing I like most about UK basketball is: They always win
The thing that impresses me most about Coach Smith is: His honesty
My advice to youngsters is: To stay cool and get your education
My future goals are: To get to the next level



40

6-11 • 213
FRESHMAN
FORWARD
DAKAR, SENEGAL
OAK HILL ACADEMY (VA.)

• GENERAL

Name pronounced "SUE-lee-mane ka-MAR-a" … Nicknamed "Jules" … Light on his feet, he possesses excellent running and jumping ability … Can shoot with either hand in the post … Should see quality minutes in a reserve role at power forward … Speaks French, Spanish and English, as well as his French dialect.

• HIGH SCHOOL

Averaged 15.1 ppg, 9.7 rebounds and 3.7 bpg in helping Oak Hill Academy to a 29-2 record in 1998 and a No. 5 ranking nationally … Shot 62.4 percent from the field, 78.8 percent from the foul line … Ranked as one of the top-30 prep players by recruiting analyst Bob Gibbons … Following his senior campaign, participated in the Nike Hoop Summit in San Antonio, the McDonald's Capitol Classic All-Star Game in Washington, D.C. and the Kentucky Derby Classic in Louisville … During the season, earned all-tournament recognition in the Oregon Holiday Classic, the Virginia Tip-Off Classic and the Ryle Raider Classic, where he also was named MVP … As a senior, he won the Rebounding Award, the Coach's Award and was also named to the National Honor Society and was voted "Mr. Oak Hill Academy" … As a junior, he averaged 8.1 ppg and 7.1 rpg while Oak Hill finished with a 30-5 record and a No. 22 ranking nationally … His junior season was his first in the United States after playing two years of organized basketball in West Africa … Also played soccer and tennis at Oak Hill … Coached at Oak Hill by Steve Smith … Chose UK over Virginia and South Carolina.

• SMITH ON CAMARA

"Jules can play anywhere from the three- to the five-spot. He needs to put on more weight and get stronger, but that's coming. He plays above the rim, he has an excellent touch and defensively, he can become a great shot-blocker. As he learns the game, I see a tremendous upside for him."

Heshimu Evans

14
6-6 ❁ 215
SENIOR
FORWARD
BRONX, N.Y.
EVANDER CHILDS H.S.
MANHATTAN COLLEGE

❁ GENERAL
All-conference candidate … First name pronounced "ha-SHEE-mu," which means "strong warrior" in Swahili … Will move into a starting role after excelling last season as UK's super sixth man … May see action at shooting guard as well as small forward, and his leadership will be invaluable … Ferocious in the paint and extremely athletic defensively, he also can stroke the three and lead the break … Begins the season with 1,065 points – 723 at Manhattan, 342 at UK … Named team tri-captain.

❁ 1997-98
Played in every game with four starts as a junior, his first season as a Wildcat … Was arguably the best sixth man in the nation … Ignited comebacks against Duke and Utah in the NCAA Tournament with two second-half three-pointers in each game … His second three-pointer vs. Duke sparked the Cats on a 17-1 run that cut the Blue Devils' lead to one with six minutes remaining in the South Region final … His eight points in a two-minute stretch early in the second half trimmed Utah's lead from 10 points to five points … The "Manhattan Transfer" averaged 9.0 ppg and 5.0 rpg during NCAA Tournament play while shooting a sizzling 62.5 percent from the field (20-32) … Recorded his third double-double of the season with 14 points and 11 rebounds (5 offensive) against Duke … Eight of his 11 rebounds came in the decisive second half … Received the "Mr. Hustle Award" from the team … Named to SEC All-Tournament team after finishing with 29 points, 22 rebounds and nine assists in the three games … With his final free throw of the Arkansas game in the SEC Tournament, he topped 1,000 points in his three-year college career … Made his first UK start at South Carolina, finishing with his



second double-double of the season – 22 points and 12 rebounds, both season highs – to earn Player of the Game honors … The 12 boards tied his career high at Manhattan … In front of family and friends at Villanova, tallied 17 points and nine boards in 33 minutes to earn Player of the Game (CBS) honors … Sparked the team to victory against Arkansas, draining a three with 1:46 to play in regulation which helped force overtime, before scoring the team's first seven points of the extra period to finish with 20 points and seven rebounds … Was selected the Chevrolet Player of the Game for his efforts … Recorded his first double-double at UK when he tallied 14 points and 10 rebounds against Georgia Tech … Had a career-high six assists vs. Purdue in the Great Eight.

❁ 1996-97
Redshirted after transferring from Manhattan College in May '96 … Had worked basketball camp at UK during the summer of '95 and decided to transfer after his coach, Fran Fraschilla, left Manhattan for St. John's.

❁ 1995-96
As a sophomore, named to the All-Metro Atlantic Athletic Conference team after leading the Jaspers in scoring and assists … Averaged 13.4 points, 6.0 rebounds and 3.1 assists per game in leading Manhattan to a 17-12 record … Led the team in scoring 10 times and scored 20 or more points on five occasions … Scored a career-high 28 points against Canisius, nailing four three-pointers … Grabbed 12 rebounds vs. Notre Dame … His personal highs at Manhattan also include 43 minutes, 10 FG, 19 FGA, four 3FG, six 3FGA, seven FT, 12 FTA, six assists, five turnovers, three blocks, four steals … Registered two double-double performances — 14 points, 12 boards vs. Notre Dame, 12 points, 10 rebounds vs. Siena … Against Fairfield, he tallied a great line – 35 minutes, 11 points, nine boards, four assists, four steals and no turnovers … Only Jasper to play all 29 games.

(continued...)

CAT Scratches

Full Name: Heshimu Kenyatta Evans
Nickname: Mu
Birthdate: May 5, 1975
Place of birth: New York, N.Y.
Parent: Eleanor Evans
Siblings: Jahata, Olivia, and Eugene Bethea
Major: Social Work
High school coach: Vincent Burke
High school team mascot: Tigers

evans' statistics

MANHATTAN COLLEGE STATS

YEAR	G-S	MIN-AVG	FG-A	PCT	3FG-A	PCT	FT-A	PCT	REB-AVG	PF-D	AT	TO	BS	ST	TP-AVG
95-96	29-29	957-33.0	143-344	41.6	23-64	35.9	79-133	59.4	174-6.0	57-1	90	79	10	25	388-13.4
94-95	27-12	711-26.3	135-260	51.9	9-29	31.0	56-88	63.6	136-5.0	—	58	53	9	21	335-12.4
Totals	56-41	1668-29.8	278-604	46.0	32-93	34.4	135-221	61.1	310-5.5	—	148	132	19	46	723-12.9

UNIVERSITY OF KENTUCKY STATS

YEAR	G-S	MIN-AVG	FG-A	PCT	3FG-A	PCT	FT-A	PCT	REB-AVG	PF-D	AT	TO	BS	ST	TP-AVG
97-98	39-4	800-20.5	135-252	53.6	18-51	35.3	54-86	62.8	210-5.4	63-0	62	54	14	30	342-8.8

evans' UK career highs

	Opponent	Date
Points.....22	South Carolina	2-28-98
FG Made.....9	South Carolina	2-28-98
FG Atts.....14	South Carolina	2-28-98
3FG Made.....2	Four times	
3FG Atts.....4	Florida	2-2-98
FT Made.....5	Georgia	1-6-98
FT Atts.....8	Villanova	2-8-98
Rebounds.....12	South Carolina	2-28-98
Assists.....6	Purdue	12-3-97
Turnovers.....4	Three times	
Blocks.....2	Georgia	1-6-98
Steals.....2	Seven times	
Minutes.....37	South Carolina	2-28-98

Heshimu Evans

20 Questions

Favorite food: Spaghetti
Favorite class subject: English
Favorite book: "Misery"
Favorite TV show: "Martin"
Favorite musical group: Wu-Tang
Favorite movie: "Air Force One"
If a movie was made of my life, I would have the following actor play me: Ray Allen
The person in history I would most like to meet is: Dr. Martin Luther King, Jr.
Favorite sports other than basketball: Football, baseball
Favorite sports figure: Scottie Pippen
Favorite NBA team(s): Charlotte Hornets and LA Lakers
Hobbies: Drawing, bowling, relaxing, and dancing
Not many people know this but I: Am also called "The Thoroughbred"
My greatest moment in sports was: Winning the national championship
If I were not playing college hoops, I would be: A social worker and an artist
The best player I've ever faced was: Stephon Marbury
The thing I like most about UK basketball is: The fan involvement
The thing that impresses me most about Coach Smith is: His family values and concerns about academics
My advice to youngsters is: To believe in yourself because God will guide you
My future goals are: To play in the NBA and go for my master's in social work

1994-95

Named Rookie of the Year in the MAAC … Averaged 12.4 ppg and 5.0 rpg, second on the team in scoring … Started 12 of the 27 games … Became a starter in the team's 13th game and remained a starter until he suffered a sprained right foot in early February … Finished fourth in the league in field goal shooting (51.9%) and 15th in scoring (12.4 ppg) … Third-team All-MAAC selection … Scored a season-high 23 points vs. Rider … Had 10 rebounds on two different occasions … In his collegiate debut vs. Wagner, was a perfect 7-7 from the field to finish with 14 points.



HIGH SCHOOL

Was an All-City selection at Evander Childs High School … Played summer basketball for the famed N.Y. Gauchos, the same program that turned out former UK lettermen Jamal Mashburn and Andre Riddick … Before attending Manhattan, he attended Trinity Pawling Prep School … Led the school to a perfect 22-0 record, averaging 22.7 ppg, 12.7 rpg and 4.0 apg while shooting 66.7 percent from the field … Trinity won the New England Class B Prep School title and the Tri-State League Championship where he earned MVP honors.

SMITH ON EVANS

"Heshimu is as fierce a competitor as I've ever seen. He's instant offense and instant defense. He is the most explosive player on the team, a real momentum changer. And he's all class."

Ryan Hogan





22

6-3 ❁ 185
SOPHOMORE
GUARD
DEERFIELD, ILL.
DEERFIELD HIGH SCHOOL

❁ GENERAL

Played sparingly as a freshman, but should see an increase of quality time this year … One of the most accurate outside shooters on the team, he'll add much-needed depth to shooting guard … Must continue to improve defensively … Has fully recovered from arthroscopic surgery last April that repaired torn cartilage in his left knee … Nephew of former Wildcats All-American Kevin Grevey, who ranks sixth on the all-time UK scoring chart.

❁ 1997-98

Played in 19 games, including three NCAA Tournament games … Shot 26.9 percent from the field, but 41.7 percent from three-point range … Honored with the "Team Player Award" by the coaching staff … Against UCLA in the South Region semifinals, nailed two threes to match his career high six points set in the season opener against Morehead State … Played the final two minutes in front of his home crowd in Chicago, nailing a three-pointer and adding a free throw as UK defeated Purdue in the Great Eight.

❁ HIGH SCHOOL

In his junior and senior years he earned All-State recognition and was selected as the MVP of the Central Suburban League … He finished his career as Lake County's all-time leading scorer with 2,490 points … As a four-year starter at Deerfield, averaged 24.4 ppg for his career … During his career, he led Deerfield to an 80-11 record and was named All-Area as a junior and senior by the *Chicago Sun-Times* … Was a *Street & Smith's* honorable mention All-American as a sophomore and junior … As a senior, averaged 27.4 points per game in leading his team to a 25-5 record and a super-sectional berth in 1996-97 … Named the Most Valuable Player of the 1997 Proviso West Tournament after he set a new scoring record with 136 points in four games … Finished his senior season shooting 47.1 percent from the field, 40.7 percent from the three-point line (59-145) and 85.9 percent from the foul line while averaging 5.4 rebounds per game … Was second in Gatorade's Player of the Year voting to Melvin Ely … Played in the Kentucky Derby Festival, scoring 13 points for the winning team … Suffered a major knee injury during sophomore year … Returned from reconstructive surgery on his left knee and averaged 25 points, six rebounds, and 2.5 assists per game in leading his team to a 28-2 record and a berth in the final 16 of the 1996 Illinois State Tournament … Coached by Steve Pappas.

❁ SMITH ON HOGAN

"I think Ryan has even improved his shooting. He could always shoot, but you can see now why he was such a prolific scorer in high school. He has great mechanics. Now that he's stronger and his knee is healthier, I expect him to challenge for playing time at shooting guard."

hogan's statistics

YEAR	G-S	MIN-AVG	FG-A	PCT	3FG-A	PCT	FT-A	PCT	REB-AVG	PF-D	AT	TO	BS	ST	TP-AVG
97-98	19-0	72-3.8	7-26	26.9	5-12	41.7	2-5	40.0	12-0.6	8-0	8	9	0	3	21-1.1

CAT Scratches

Full Name: Ryan Timothy Hogan
Nickname: Hollywood
Birthdate: Aug. 15, 1978
Place of birth: Hamilton, Ohio
Parents: Jill and Tim Hogan
Siblings: Reagan and Ross
Major: Communications
High school coach: Steve Pappas
High school team mascot: Warriors

20 Questions

Favorite food: Italian and steaks
Favorite class subject: Sewing
Favorite book: "Sacred Hoops" by Phil Jackson
Favorite TV show: "Home Improvement"
Favorite musical group: Beastie Boys
Favorite movie: "Beverly Hills Ninja"
If a movie was made of my life, I would have the following actor play me: Jim Carrey
The person in history I would most like to meet is: Elvis
Favorite sport other than basketball: Tennis
Favorite sports figures: My family
Favorite NBA team: Chicago Bulls
Hobbies: Chilling with my friends and family
Not many people know this but I: Can fly a plane
My greatest moments in sports were: Winning the national championship and signing with the University of Kentucky
If I were not playing college hoops, I would be: A lifeguard on Baywatch
The best player I've ever faced was: Michael Jordan
The thing I like most about UK basketball is: The winning tradition and the people that make it special
The thing that impresses me most about Coach Smith is: His drive to win and succeed
My advice to youngsters is: To dream and to work hard to make your dreams come true
My future goals are: To start on a national championship team

hogan's career highs

	Opponent	Date
Points	6	Twice
FG Made	2	Twice
FG Atts	4	Twice
3FG Made	2	Twice
3FG Atts	3	Twice
FT Made	1	Twice
FT Atts	2	Twice
Rebounds	2	Four times
Assists	3	American 12-23-97
Turnovers	1	Nine times
Blocks	0	
Steals	1	Three times
Minutes	11	Morehead St. 11-20-97

Jamaal Magloire

CAT Scratches

Full Name: Jamaal Magloire
Nickname: Jam
Birthdate: May 21, 1978
Place of birth: Toronto, Canada
Parents: Marion and Garth Magloire
Siblings: Justin Sheppard and Karlon Magloire
Major: Business
High school coach: Simeon Mars
High school team mascot: Saints





42

6-10 ❁ 260
JUNIOR
CENTER
TORONTO, ONT.
EASTERN COMMERCE

❁ GENERAL

All-conference candidate … Will man the middle for the Wildcats … A defensive specialist, he must continue to improve offensively … Skipped the Canadian National Team last summer and remained in Lexington to work on his game ... Last name pronounced "Ma-GLOR."

magloire's statistics

YEAR	G-S	MIN-AVG	FG-A	PCT	3FG-A	PCT	FT-A	PCT	REB-AVG	PF-D	AT	TO	BS	ST	TP-AVG
97-98	38-12	567-14.9	77-158	48.7	0-0	.000	43-64	67.2	161-4.2	99-0	11	46	66	10	197-5.2
96-97	40-22	626-15.7	75-153	49.0	0-0	.000	45-82	54.9	177-4.4	120-5	15	64	79	25	195-4.9
Totals	78-34	1193-15.3	152-311	48.9	0-0	.000	88-146	60.3	338-4.3	219-5	26	110	145	35	392-5.0

Jamaal Magloire

31

1997-98

Played in 38 of the 39 games with 12 starts as a sophomore. … Tallied 66 blocks, the eighth most for a season in school history … Now has 145 blocks in his career, fourth on the all-time UK list … Given UK's "Best Defender Award" after the season … Was a tremendous lift off the bench in NCAA Tournament play, averaging 16.3 minutes, 4.7 ppg, 3.2 rpg and 3.0 bpg … Shot 71.4% from the field and 80.0% from the foul line during the six NCAA Tournament games … Played 22 minutes vs. Utah in the national championship game, tallying seven points, two rebounds and three blocks … Equaled his career high with six blocks against UCLA in the South Region semifinals … Tallied 18 blocks in six NCAA Tournament games despite averaging only 16.3 minutes per game … Scored in double figures five times this season … Tallied career highs in points, rebounds, field goals and field goal attempts vs. Missouri, finishing with 18 points on 7-of-12 shooting from the floor … Also had 17 rebounds, 14 in the second half, to register his first double-double of the season, his second of his career.

1996-97

Started 22 of the 40 games including five of the six in the NCAA tournament … Led the SEC in blocked shots with 79 (2.0 bpg), despite playing only 15.7 minutes per game … His 79 blocked shots were the most by a freshman in school history … Named to the SEC's All-Freshman team … Also named UK's "Co-Best Defender" by the coaching staff … Tallied seven rebounds and four blocks in 30 minutes of Final Four action … Recorded six blocked shots vs. Wright State in UK's home opener and equaled his career high of 10 rebounds … Recorded his first double-double with 10 points and 10 rebounds vs. Alaska Anchorage … Nearly had his second double-double vs. Alabama, with 13 points, nine boards and six blocked shots in a Player-of-the-Game performance … His break-out game came against Syracuse in the Great Alaska Shootout, where he tallied 16 points (14 in the second half), eight boards, two steals and two blocks in 28 minutes off the bench, while converting all six of his free throws to earn his first top-player award.

HIGH SCHOOL

Averaged 23.8 ppg, 14.7 rpg, 7.2 blocks and 3.0 assists his final year at Eastern to lead the team to its second consecutive Ontario Golden Ball title, a provincial championship equivalent to a state title in the U.S. … Played less than 24 minutes per game … Shot 61.2 percent from the field and 72.0 percent from the foul line in leading the team to a 39-3 record … In the championship game, he registered 19 points, 15 rebounds and seven blocks in just 20 minutes of action due to early foul trouble … In the semifinals, he scored 33 points, grabbed 13 rebounds and blocked six shots in 22 minutes … Was named MVP of the National Kingdom Tournament in Ocala, Fla., in Dec. 1995, scoring 24 points, grabbing 15 rebounds and blocking eight shots to lead the squad to victory over Orlando Phillips … In that contest, he shot 16-16 from the foul line … In the semifinals, he scored 23 points, grabbed 13 boards and blocked eight shots against Swainsboro, Ga. … Capped his final campaign by being named to Toronto's Dream Team, an honor for the top-five players in the metropolitan area … In 1994-95, he led the squad to its first Golden Ball title, averaging 15.0 ppg, 10.4 rpg and seven bpg … Squad was perfect in Canada, finishing 44-0 … In the summer 1996, he was one of two high school stars to be named to the Canadian National Team … Highlights with national team included a 16-point, 8-rebound performance vs. Argentina ...Coached by Simeon Mars.

SMITH ON MAGLOIRE

"Jamaal needs to keep focused on improving his life and social skills. He's a great competitor, great shot blocker – a force inside. With improvement of his offensive skills, he could be one of the best centers in the country."

20 Questions

Favorite food: West Indian
Favorite class subject: Marketing
Favorite book: Bible
Favorite TV show: "Good Times"
Favorite musical group: Brasstax
Favorite movie: "Coming To America"
If a movie was made of my life, I would have the following actor play me: My father
The person in history I would most like to meet is: Durity Magloire, my grandfather
Favorite sport other than basketball: Baseball
Favorite NBA team: Toronto Raptors
Hobbies: Building relationships with people
Not many people know this but I: Feel my family should get credit for my success
My greatest moments in sports were: Winning two high school championships and one college national championship
If I were not playing college hoops, I would be: Hanging out
The best player I've ever faced was: Justin Sheppard
The thing I like most about UK basketball is: That people are concerned more with you as a person than as a basketball player
The thing that impresses me most about Coach Smith is: That he is fair and treats our team like we are his children
My advice to youngsters is: If you have a plan and pursue it seriously, the sky's the limit
My future goals are: To excel at every aspect of my life: physically, spiritually, socially, and emotionally

magloire's career highs

	Opponent	Date
Points	18	Missouri	11-26-97
FG Made	7	Missouri	11-26-97
FG Atts	12	Twice	
3FG Made	0		
3FG Atts	0		
FT Made	6	Syracuse	11-28-96
FT Atts	8	Florida	2-5-97
Rebounds	17	Missouri	11-26-97
Assists	3	Auburn	2-25-98
Turnovers	5	Tennessee	1-24-98
Blocks	6	Three times	
Steals	3	Tennessee	2-25-97
Minutes	28	Syracuse	11-28-96

Steve Masiello

CAT Scratches

Full Name: Stephen John Masiello
Nickname: Mister and Meaner
Birthdate: Sept. 2, 1977
Place of birth: Yonkers, N.Y.
Parents: Kathryn and Stephen Masiello
Major: Communications
High school coach: Joe Vee and Tim Stork
High school team mascot: Cavaliers

20 Questions

Favorite food: Chicken cutlets and Mom's pasta
Favorite class subject: Sociology with Dr. Verburg
Favorite book: "The Prince"
Favorite TV show: "Seinfeld"
Favorite musical group: Bad Boy Family
Favorite movies: "The Godfather" and "Happy Gilmore"
If a movie was made of my life, I would have the following actor play me: Al Pacino
The person in history I would most like to meet is: Jesus Christ
Favorite sport other than basketball: Tennis
Favorite sports figure: Charles Oakley and Mark Jackson
Favorite NBA team(s): New York Knicks and Boston Celtics
Hobbies: Listening to music and hanging out with my family
Not many people know this but I: Am a momma's boy
My greatest moment in sports was: Winning a national championship
If I were not playing college hoops, I would be: Going to college as a normal student
The best player I've ever faced was: Peter Redmond
The thing I like most about UK basketball is: The tradition and great atmosphere
The thing that impresses me most about Coach Smith is: His family values
My advice to youngsters is: Follow your dreams and stay focused on your goals
My future goals are: To become a coach and get back with Coach Pitino

masiello's career highs

	Opponent	Date
Points	6	South Carolina	3-8-98
FG Made	2	South Carolina	3-8-98
FG Atts	4	Canisius	1-9-97
3FG Made	1	Three times	
3FG Atts	2	Twice	
FT Made	3	Indiana	12-7-96
FT Atts	4	Indiana	12-7-96
Rebounds	2	Three times	
Assists	2	LSU	2-12-97
TO	2	Canisius	12-10-97
Blocks	1	Auburn	3-7-97
Steals	1	Five times	
Minutes	8	Twice	



4

6-2 ❁ 180
JUNIOR
GUARD
WHITE PLAINS, N.Y.
THE HARVEY SCHOOL

❁ GENERAL

Walk-on … Expected to be a team leader … Last name pronounced "Mass-E-ello."

❁ 1997-98

Played in 18 games as a sophomore, including three NCAA Tournament games … The UK coaches gave him the "Reggie Hanson Sacrifice Award" following the season … Came off the bench in the final three minutes against South Carolina in the SEC Tournament to tally a career-high six points on 2-of-2 shooting, including one three-pointer … The Buffalo mayor declared it "Steve Masiello Day" in Buffalo when the Cats played Canisius there … The mayor, Tony Masiello, is no relation to Steve, but did star at Canisius before playing in the ABA.

❁ 1996-97

Saw limited action in 23 games … Played seven minutes vs. Georgia in the SEC Championship game, scoring two points … Played eight minutes against LSU and Montana and saw late action against Arizona in the national title game … Nailed his first career three-pointer in the closing minutes vs. Villanova … Played two minutes vs. Wright State, finishing with two points and an assist … Played three minutes vs. Indiana, converting 3-of-4 from the foul line … Scored his first collegiate points vs. Syracuse.

❁ HIGH SCHOOL

Named all-county, all-conference, first-team All-New England and honorable mention all-state his senior year … Averaged 34.5 ppg and 8.0 apg as a senior … Scored 41 points in the New England Prep School Tournament quarterfinals vs. King Lowe Haywood Thomas before injuring a knee … Team lost in semis … Averaged 19.9 ppg and 6.0 apg as a junior in leading the Cavaliers to the New England Prep School championship … Scored 38 points, had nine assists and grabbed three rebounds in the championship game to earn MVP honors … Finished with more than 1,000 points in two years and twice scored more than 40 points during his senior year, setting a school record with 45 … Played for the famed New York Gauchos' summer-league team for three years … Former ballboy for the New York Knicks when Rick Pitino was head coach.

❁ SMITH ON MASIELLO

"What a joy he is to have on this team. His leadership is very important and needed on this team. I have as much respect for Steve as anyone, because it's not easy to come to practice every day, knowing his minutes will be few. But he has a chance to contribute."

masiello's statistics

YEAR	G-S	MIN-AVG	FG-A	PCT	3FG-A	PCT	FT-A	PCT	REB-AVG	PF-D	AT	TO	BS	ST	TP-AVG
97-98	18-0	33-1.8	4-10	40.0	2-4	50.0	1-2	50.0	4-0.2	2-0	2	5	0	4	11-0.6
96-97	23-0	79-3.4	6-25	24.0	1-9	11.1	7-10	70.0	9-0.4	2	5	6	1	1	20-0.9
Totals	41-0	112-2.7	10-35	28.6	3-13	23.1	8-12	66.7	13-0.3	4-0	7	11	1	5	31-0.8

Scott Padgett



34

6-9 ❁ 240
SENIOR
FORWARD
LOUISVILLE, KY.
ST. XAVIER HIGH SCHOOL

❁ GENERAL

All-America candidate … Preseason candidate for the 1999 Wooden and Naismith Awards … *Blue-Ribbon Magazine* selected him a preseason second-team All-American … Power forward combines an inside-outside offensive threat, creating a mismatch for most opponents … UK's leading returning scorer (11.5 ppg) and rebounder (6.5 rpg) … The clutch shooter needs 215 points to join the Cats' prestigious 1,000-point club … Fully recovered from off-season surgery on his left pinky finger that forced him to miss participating for the United States in the Goodwill Games in July … Named team tri-captain.

❁ 1997-98

Started 37 of the 39 games as a junior … Finished third on the team in scoring and second in rebounding … Also shot 85.3 percent from the foul line and was awarded the team's "Best Free Throw Percentage" honor … Named second-team All-SEC in voting by the coaches, third-team All-SEC by the media and second-team District 7 (Ky., Tenn.) by the NABC … Also named to the All-SEC academic honor roll with a 3.44 GPA the past year in social work after having been suspended from school for academic reasons during the 1995-96 season … For the second straight year, scored 17 points in the NCAA championship game to earn Chevrolet's Player of the Game award … In the Final Four against Stanford and Utah, totaled 27 points and grabbed 11 rebounds to earn All-Final Four Team honors for the second year in a row. … In NCAA Tournament play, was second on the team in scoring (13.7 ppg), tied for first in rebounding (5.5 rpg) and tied for first in steals with six … His three-pointer with 39.4 seconds remaining broke an 81-81 tie with Duke in the South Region final … Was named to the All-South Region Team after finishing with 31 points and 12 rebounds against UCLA and Duke … Made the SEC All-Tournament Team after finishing the Alabama game with his fifth double-double of the season -- 12 points and 13 rebounds … Led the tournament in rebounding with 26 boards … Against SEC competition, he finished 17th in the league in scoring (13.6 ppg), eighth in rebounding (7.3 rpg) and second in FT percentage (83.3%) … Equaled his career high with 24 points on 8-of-12 shooting against Alabama … Followed the effort with 20 points against Tennessee … Registered double-doubles in three of the first five SEC games: 11 points and 12 rebounds against Arkansas, 23 points and 10 rebounds against Mississippi State, and 13 points and a career-high 14 rebounds vs. Vanderbilt … Nine of his 14 rebounds against the Commodores were offensive … Tallied six points, 10 rebounds, three assists and two steals in win over Indiana … Nearly tallied a double-double, finishing with 10 points, nine rebounds and four steals against Purdue.

❁ SUMMER 1997

Helped lead the United States to a Gold Medal at the World University Games in Italy … Had 11 points, nine rebounds and five assists in the Gold Medal game vs. Canada.

❁ 1996-97

Missed the fall semester to regain eligibility … Made the Dean's List in the Fall semester of '96 and the Spring of '97 … Became eligible in December and finished the season as the team's third-leading scorer, averaging 9.6 ppg, and its fourth-leading rebounder, averaging 5.1 rpg … Started 25 of the 32 games he played, including the last 22 after the season-ending injury to Derek Anderson … Named "Most Improved" by the UK coaching staff … Made the Final Four All-Tournament team after scoring a team-high 17 points in the championship game vs. Arizona … His defense against Utah All-American Keith Van Horn limited the lottery pick to nine points below his average (15 points) in the West Region final … Drained a clutch three with 3:32 remaining vs. Iowa to give UK a six-point lead before canning a 10-footer with 28 seconds left to give the Cats a five-point lead and seal the win … Averaged 11.0 ppg and 4.2 rpg in the NCAA Tournament … Scored a career-high 24 points against Tennessee (2/25/97) while shooting 9-16 FG and 4-8 3FG for top player honors … Also added two assists and five steals against the Vols … Had 23 points and 13 rebounds vs. Western Carolina, his first double-double, and was named Player of the Game … Scored 16 points against Vanderbilt (1/22/97) on 6-10 shooting from the field, 3-7 from the three for Player-of-the-Game honors … In his first start, he returned to his hometown to tally 15 points against Louisville, including an 8-8 performance from the foul line … In his first game action in 21 months, came off the bench early against Georgia Tech (12/21/96) and drained a 3FG en route to a 12-point, seven-rebound effort.

(continued…)

CAT Scratches

Full Name: Scott Padgett
Nickname: Train
Birthdate: April 19, 1976
Place of birth: Louisville, Ky.
Parents: Linda and Wilbur Padgett
Major: Social Work
High school coach: Joe Bergamini
High school team mascot: Tigers

padgett's career highs

		Opponent	Date
Points	24	Twice	
FG Made	9	Twice	
FG Atts	19	Tennessee	2-11-98
3FG Made	4	Tennessee	2-25-97
3FG Atts	12	Arizona	3-31-97
FT Made	8	Louisville	12-31-96
FT Atts	8	Twice	
Rebounds	14	Vanderbilt	1-3-98
Assists	6	Western Carolina	2-6-97
Turnovers	5	Five times	
Blocks	3	Three times	
Steals	5	Tennessee	2-25-97
Minutes	43	South Carolina	2-4-97

Scott Padgett

20 Questions

Favorite food: Fettuccini
Favorite class subject: Social Work 400
Favorite books: "Heart of a Champion" and "A Dream Come True"
Favorite TV show: "WWF Raw" and "WCW Nitro"
Favorite musical group: Bee Gees
Favorite movies: "Saturday Night Fever" and "Scarface"
If a movie was made of my life, I would have the following actor play me: John Travolta
The people in history I would most like to meet are: Michael Jordan, Al Pacino
Favorite sport other than basketball: Football
Favorite sports figure: Michael Jordan
Favorite NBA team(s): Boston Celtics, Miami Heat, Indiana Pacers, Phoenix Suns, Cleveland Cavaliers, Golden State Warriors, and Philadelphia 76ers
Hobbies: Fishing, golfing, wrestling
Not many people know this but I: Am engaged
My greatest moment in sports was: Winning the national championship
If I were not playing college hoops, I would be: Married with children
The best player I've ever faced was: Antoine Walker
The thing I like most about UK basketball is: Winning
The thing that impresses me most about Coach Smith is: His family values
My advice to youngsters is: Stay in school
My future goals are: To play in the NBA and become a professional wrestler

1995-96
Missed entire season for academic reasons.

1994-95
Saw action in 14 games, averaging 2.0 ppg and 1.2 rpg … Played in first collegiate game vs. Ohio, Nov. 30 … Scored a career-high seven points vs. Boston … Tallied five points against both Georgia and LSU … Against LSU, was 2-2 FG, 1-1 3FG, had a career-high four rebounds and two assists … Was 10-12 (83.3%) from the foul line for the season … Shot 52.2 percent from the field and a team-leading 57.1 percent from the three-point line during Italy tour … Averaged 7.6 ppg and 4.8 rpg overseas.



HIGH SCHOOL
Three-year starter who averaged 19.0 ppg, 12.6 rpg and 5.0 apg as a senior … Finished career in the school's top 10 in scoring, rebounding, assists and three-pointers … Team captain his senior year … Earned MVP Award as a senior … Also named All-State by the *Louisville Courier-Journal*, the *Lexington Herald-Leader* and the AP as a senior … Earned all-tournament team honors at the Louisville Invitational Tournament and MVP of the Moore Mustang Classic as a junior … Suffered a broken wrist on Dec. 17, 1993, vs. Newport Central Catholic, missing a month of action … Finished career with 1,047 points … Played for the Kentucky All-Stars … Decided as a youngster that he wanted to play for UK … Chose the Wildcats over Florida, Florida State, Louisville, Ohio State and Purdue … Played football as a freshman and sophomore … Coached by Joe Bergamini.

SMITH ON PADGETT
"Scott's a complete player. He needs to show the leadership and be an example for our youth this year. I think the sky is the limit for Scott."

padgett's statistics

YEAR	G-S	MIN-AVG	FG-A	PCT	3FG-A	PCT	FT-A	PCT	REB-AVG	PF-D	AT	TO	BS	ST	TP-AVG
97-98	39-37	1089-27.9	161-338	47.6	40-107	37.4	87-102	85.3	255-6.5	93-1	82	84	27	49	449-11.5
96-97	32-25	759-23.7	100-244	41.0	47-138	34.1	61-80	76.3	162-5.1	91-6	56	57	16	48	308-9.6
94-95	14-0	57-4.1	7-27	25.9	4-13	30.8	10-12	83.3	17-1.2	12-0	4	3	1	3	28-2.0
Totals	85-62	1905-22.4	268-609	44.0	91-258	35.3	158-194	81.4	434-5.1	196-7	142	144	44	100	785-9.2

Tayshaun Prince



21

6-8 ❁ 206

FRESHMAN

GUARD/FORWARD

COMPTON, CALIF.

DOMINGUEZ HIGH SCHOOL

❁ GENERAL

Should see quality playing time at shooting guard and small forward … Can handle, shoot, pass and rebound … Left-handed and possesses a seven-foot wingspan … Must continue to get stronger after gaining 26 pounds before the season … First named pronounced "TAE-shon" … Older brother Tommie is a senior forward at Pepperdine.

❁ HIGH SCHOOL

The 1998 McDonald's All-American led Dominguez to a 96-9 (91.4%) record during his three seasons, including a state championship during his junior year of 1997 … Averaged 22.0 ppg, 9.8 rpg, 4.0 bpg and 5.2 apg as a senior, leading the Dons to a 32-3 mark … As a junior, he averaged 20.0 ppg, 10.0 rpg, 5.0 assists and 5.0 bpg in carrying the squad to a 30-4 record … Following his sophomore season, he was named all-state and MVP of his conference … Finished his career as a finalist for the Naismith Prep Player of the Year Award and was voted a second-team *Parade* All-American … He was voted a member of USA *Today*'s preseason Super 25 squad, picked as the No. 6 high school frontcourt player by *Dick Vitale's College Basketball Yearbook*, a second-team selection to *Street & Smith's* 1998 All-America Team, listed as one of CNN/SI's preseason top-five players in the nation and tabbed as *Athlon's* No. 16 prep off-guard in '98 … Graduated with a 3.3 GPA and was on the school's honor roll for three years … Coached at Dominguez by Russell Otis … Chose the Wildcats over Kansas, Georgetown and UCLA.

❁ SMITH ON PRINCE

"Tayshaun's potential is enormous. He's going to continue to get stronger. As a left-hander, he'll create problems for defenders because of his ability to pass and see the court. He has the versatility to beat you both inside and outside. I think he fits in everywhere."

CAT Scratches

Full Name: Tayshaun Durrell Prince
Nickname: Tay
Birthdate: Feb. 28, 1980
Place of birth: Compton, Calif.
Parents: Diane and Thomas Prince
Siblings: Tisha, Tommy
Major: Undeclared
High school coach: Russell Otis
High school team mascot: Dons

20 Questions

Favorite food: Pasta and granola bars
Favorite class subject: Math
Favorite book: "Bad As I Wanna Be" by Dennis Rodman
Favorite TV show: "Martin"
Favorite musical group: Tupac
Favorite movie: "Money Talks"
If a movie was made of my life, I would have the following actor play me: Shaquille O'Neal
The person in history I would most like to meet is: Chris Tucker
Favorite sport other than basketball: Football
Favorite sports figure: Michael Jordan
Favorite NBA team: LA Lakers
Hobbies: Playing video games and watching movies
Not many people know this but I: Am the first McDonald's All-American from my high school
My greatest moment in sports was: Hitting 10 three's in one game
If I were not playing college hoops, I would be: Going to school to be an engineer
The best player I've ever faced was: Paul Pierce
The thing I like most about UK basketball is: The style of play, the players, and the coaches
The thing that impresses me most about Coach Smith is: The way he carries himself
My advice to youngsters is: Never give up
My future goals are: Graduating and getting drafted

Saul Smith



CAT Scratches

Full Name: Saul Lamont Smith
Nickname: Solo
Birthdate: March 28, 1979
Place of birth: Pinehurst, N.C.
Parents: Donna and Orlando Smith
Siblings: Orlando (G.G.), Brian
Major: Business and finance
High school coach: Billy Wade
High school team mascot: Gladiators

20 Questions

Favorite food: Steak with baked potato
Favorite class subject: Calculus
Favorite book: All "Star Wars" novels
Favorite TV shows: "Rap City" and "MTV Jams"
Favorite musical group: Tupac
Favorite movie: "Scarface"
If a movie was made of my life, I would have the following actor play me: Will Smith
The person in history I would most like to meet is: Dr. Martin Luther King, Jr.
Favorite sports other than basketball: Golf, snowboarding
Favorite sports figure: Isiah Thomas
Favorite NBA team: Detroit Pistons
Hobbies: Reading, listening to music, shopping, playing video games
Not many people know this but: As a senior I was voted 'Most Likely to Succeed' and I'm succeeding
My greatest moment in sports was: Winning a national championship and having the chance to defend it
If I were not playing college hoops, I would be: Attending college to get my degree in business and finance, then going on to law school
The best player I've ever faced was: Stephon Marbury
The thing I like most about UK basketball is: Its commitment to excellence and its incomparable tradition
The thing that impresses me most about Coach Smith is: His personal relationship with his players
My advice to youngsters is: To work hard in whatever you do and do not ever give up
My future goals are: To get a degree in business and finance, go to law school to become a contractural lawyer

smith's career highs

		Opponent	Date
Points	8	Twice	
FG Made	3	South Carolina	1-13-98
FG Atts	7	Twice	
3FG Made	2	Twice	
3FG Atts	4	Louisville	12-27-97
FT Made	4	Twice	
FT Atts	4	Three times	
Rebounds	4	Auburn	2-25-98
Assists	4	Twice	
Turnovers	4	Ohio	12-30-97
Blocks	1	Georgia	2-22-98
Steals	4	Florida	2-18-98
Minutes	23	Twice	

11
6-2 ❁ 175
SOPHOMORE
GUARD
ATHENS, GA.
CLARKE CENTRAL HIGH SCHOOL

❁ GENERAL

Should compete for playing time at both guard positions after serving primarily as a backup point guard as a freshman … Possesses jet-like quickness and basketball savvy … Must continue to develop confidence in his offensive game … The second son of Coach Tubby Smith.

❁ 1997-98

Played in every game with one start (at Florida) as a freshman … UK coaches presented him with the "Co-Most Positive" and "Freshman Leadership" awards after the season … Scored seven points vs. Arkansas in SEC Tournament … Equaled his career high with eight points against Villanova after hitting all four free throws … For a five-game stretch after Christmas, he hit 10-of-11 field goals (90.9%), including six consecutive shots over a three-game period … During that span, he also canned 6-of-7 three-pointers (85.7%) … Scored a career-high eight points on 3-of-3 shooting from the field, including two three-pointers, against South Carolina (1/13/98) … Broke a 48-48 tie at Miss. State in the second half, canning a three that propelled the Cats to a seven-point lead … Against Georgia and brother G.G. Smith, he canned two three-pointers in the first half, one at the buzzer, to give the Cats a 35-26 halftime lead … Recorded a career-high four assists along with two steals in 14 minutes against Tulsa to spark the Cats to victory … Canned a back-breaking three against Purdue to boost the Cats to victory … With Wayne Turner in foul trouble against top-ranked Duke in UK's third game of the season, he played 22 minutes, finishing with four points, two rebounds and two assists.

❁ HIGH SCHOOL

Led Clarke Central to a 24-5 record and a berth in the 1997 Class 4A state quarterfinals … Averaged 20.3 points, 6.7 rebounds, 5.2 assists and 4.2 steals per game as a senior … Shot 52.0 percent from the field and 74.0 percent from the foul line … Named the Northeast Georgia Player of the Year by the *Athens Daily News* … Also selected to Georgia's "Terrific 10" and the Class 4A All-State team by the *Atlanta Journal-Constitution* … Was selected to the state's all-star team, where he played a terrific game for the North, scoring 16 points … Also played in the Georgia-Tennessee All-Star game … Was planning on attending Georgia as a non-scholarship player until his father was named head coach at UK … Coached by Billy Wade.

❁ SMITH ON SMITH

"When you consider his development both physically and on the basketball court last summer, Saul should be the most improved player on the team. He'll back up Wayne Turner at the point and play the two-spot."

smith's statistics

YEAR	G-S	MIN-AVG	FG-A	PCT	3FG-A	PCT	FT-A	PCT	REB-AVG	PF-D	AT	TO	BS	ST	TP-AVG
97-98	39-1	523-13.4	32-89	36.0	12-42	28.6	21-35	60.0	40-1.0	51-0	53	37	1	35	97-2.5

Todd Tackett





12

6-2 ❁ 180
FRESHMAN
GUARD
PAINTSVILLE, KY.
PAINTSVILLE HIGH SCHOOL

❁ GENERAL

Athletic guard can shoot the three and penetrate … Will compete for playing time at shooting guard … Needs to get stronger and improve defensively.

❁ HIGH SCHOOL

Helped Paintsville to a 30-7 record and a state runner-up finish in 1998 … Averaged 20.6 ppg and 3.1 apg as a senior … Shot 49.1 percent from the field, 39.9 percent from three-point range and 69.9 percent from the foul line … High school teammate was J.R. VanHoose, Kentucky's Mr. Basketball … In the '98 state tournament, Tackett averaged 23.5 ppg, scoring 31 points against Clay County, 25 vs. Fleming County and 19 vs. Boyd County … In the final against Scott County, he had 19 points before a back injury sidelined him late in the third quarter with his Tigers leading by one … He did not return and Paintsville fell 89-78 … He was named first-team all-state as a junior and senior and honorable mention All-America by *Street & Smith's* and *Parade Magazine* … Finished his five-year career with 2,082 points which ranks 5th all-time at the school … Holds school records for career assists (601) and most points in a single game (56 vs. Pike County Central) … As a sophomore, averaged 14.3 ppg as Paintsville won the state championship … As a junior, he averaged 18.2 ppg as the Tigers advanced to the state semifinals … Was all-district and all-region his last four seasons … Named to the Kentucky All-Stars and also participated in the Kentucky Derby Classic where he was named MVP … Played at the same school as former UK letterman John Pelphrey … Coached by Bill Mike Runyon … Chose Kentucky over Clemson.

❁ SMITH ON TACKETT

"Todd, like J.P. Blevins, has the same loyalties to Kentucky as so many other young men who have grown up in the state and played for the Wildcats. Todd has the ability to be an excellent guard with his shooting skills. Obviously, he's got to get stronger and, like the rest our freshmen, develop the intensity to play at this level."

CAT Scratches

Full Name: Jerry Todd Tackett
Nickname: T-Squared
Birthdate: Aug. 22, 1979
Place of birth: Lexington, Ky.
Parents: Patty and Jerry Tackett
Sibling: Dena
Major: Undeclared
High school coach: Bill Mike Runyon
High school team mascot: Tigers

20 Questions

Favorite food: Pizza
Favorite class subject: Math
Favorite book: "Of Mice and Men" by John Steinbeck
Favorite TV show: "Seinfeld"
Favorite musical group: Tupac
Favorite movie: "Tin Cup"
If a movie was made of my life, I would have the following actor play me: Kevin Costner
The person in history I would most like to meet is: Jackie Robinson
Favorite sports other than basketball: Baseball, golf
Favorite sports figure: Reggie Miller
Favorite NBA team: Indiana Pacers
Hobbies: Golfing, having fun
Not many people know this but I: Always have to sleep with two pillows (one to hold on to)
My greatest moments in sports were: Breaking the school record with 56 points in a single game, and winning the state championship
If I were not playing college hoops, I would be: Trying to pursue a professional career in baseball
The best player I've ever faced was: Mike Bibby
The thing I like most about UK basketball is: The tradition
The thing that impresses me most about Coach Smith is: The way he is always around to help us
My advice to youngsters is: Never give up and follow your dreams
My future goals are: To graduate and play professional basketball

Wayne Turner

CAT Scratches

Full Name: Wayne Keon Turner
Nickname: Burner Turner
Birthdate: March 22, 1976
Place of birth: Boston, Mass.
Grandmother: Virginia Kimble
Siblings: Baron, Deon, Chris, Melissa
Major: Social Work
High school coach: Thomas Manning
High school team mascot: Mariners



During the Wayne Turner Era at UK, the Wildcats have won two NCAA titles and one runner-up trophy.

turner's career highs

		Opponent	Date
Points	20	Georgia	1-6-98
FG Made	7	Three times	
FG Atts	17	South Carolina	3-8-98
3FG Made	3	George Washington	11-24-97
3FG Atts	7	South Carolina	3-8-98
FT Made	10	Georgia	1-6-98
FT Atts	13	Georgia	1-6-98
Rebounds	8	Three times	
Assists	11	Tennessee	1-24-98
Turnovers	6	Twice	
Blocks	2	Three times	
Steals	*8	George Washington	11-24-97
Minutes	39	Minnesota	3-29-97

*School record



5

6-2 · 190
SENIOR
GUARD
BOSTON, MASS.
BEAVER COUNTRY DAY

GENERAL

All-America candidate … Perhaps the most underrated guard in the nation … Explosive to the basket, can score or dish … Improved shooting gives him the total package … Has won two national championship rings and one NCAA runner-up ring during his three-year college career … Played in 114 games at UK and needs only 35 more games to break the NCAA record of 148 held by Duke's Christian Laettner … Has only missed one game during his college career – the '96 title game vs. Syracuse – a DNP (coach's decision) … Ranks eighth on the all-time UK assists list and needs 218 points to join the Cats' 1,000-point club … Is fifth on UK's all-time steals list, needing 21 to become the record holder … Second-leading returning scorer (9.3 ppg) … Named team tri-captain.

1997-98

Started all 39 games as a junior … Named MVP of both the SEC Tournament and the NCAA South Region Tournament … In the NCAA Tournament, he averaged 9.5 ppg, 5.5 apg, 3.2 rpg and 2.2 spg … His 16 points and eight assists against Duke earned him the South Region MVP award on his 22nd birthday … Scored nine of his 16 points in the final 8:14 against the Blue Devils … Also had nine assists in win over Saint Louis … Named MVP of the league tournament after scoring 33 points, grabbing six rebounds and dishing out a tournament-high 19 assists in three games … His best game was in the finale against South Carolina when he scored 18 points and dished out four assists … His 173 assists in 1997-98 is the eighth most recorded in a single season at UK … Made 21 three-pointers after making only five during his first two years … Recorded the first double-double of his career, finishing with 17 points and a career-best 11 assists at Tennessee … Played 36 minutes at Georgia, scoring a career-high 20 points and adding five assists while canning a career-high 10-of-13 free throws to ice the victory … Grabbed eight rebounds against Canisius and Mississippi State … Had a career night vs. George Washington, shooting 3-4 from three-point land and grabbing a school-record eight steals, breaking the mark of seven held by John Pelphrey (1990, LSU) and Reggie Hanson (1990, Ole Miss) … Won UK's "Mr. Deflection," the "Most Assists" and the "Best Playmaker" awards following the season.

1996-97

Moved into the starting lineup for the last nine games, scoring in double figures in six of those contests … Finished first on the team and fourth in the SEC in steals (79) and second on the team and 15th in the SEC in assists (120) … Named the team's co-Best Defender … Started the season opener against Clemson (11/15/96) then did not make another start until the SEC Tournament vs. Auburn (3/7/97) … During NCAA Tournament play, was second on the team in scoring (12.7 ppg), second in assists (4.5 apg) and first in steals with (2.8 spg) … Also totaled 27 assists and only seven turnovers during March Madness … His best effort may have been against Minnesota in the Final Four where he tallied eight points, four boards, six assists, five steals and one turnover in 39 minutes … Named to the all-tournament team at the West Regional after recording 16 points, six assists and three rebounds vs. St. Joe's in the regional semis and 12 points, three boards, four assists, five steals and no turnovers in 35 minutes vs. Utah in the finals … Foul trouble limited him to 28 minutes in UK's overtime loss to Arizona in the national title game … Still finished the contest with eight points and five assists … Played only eight minutes vs. Iowa in the first half due to foul trouble, but returned to tally 13 second-half points … Scored a career-high 19 points against Auburn in the SEC Tournament and matched the total against Montana in the NCAA's First Round … Canned a buzzer-beater 3FG just before half at Vandy to help cut the 'Dores lead from 22 to 10 at the break … Had a career-high seven assists in 20 minutes vs. Purdue at the Great Eight … Was also a perfect 4-4 from the field vs. the Boilermakers … Recorded six rebounds against Canisius, Arkansas and Alabama … His play against the Razorbacks (1/26/97) – 11 points, 5-9 FG, 1-2 FT, six boards and five steals – earned him Player-of-the-Game accolades.

Wayne Turner

1995-96

Saw action in 35 of the 36 games as a freshman … Started eight consecutive games in January and February … Made his starting debut vs. LSU, scoring 10 points on 5-6 shooting from the field … Scored a career-high 13 points in win over TCU, his second start … Earned Player-of-the-Game honors with 10 points and a career-high eight rebounds in win at Florida … Grabbed seven rebounds vs. Ole Miss … Had complete game vs. Georgia Tech, scoring eight points, grabbing three rebounds and handing out three assists and was named Player of the Game for the first time … Plus, his defense held Stephon Marbury to a scoreless second half … Came off the bench against UMass in the teams' first meeting and scored six points … Saw his first collegiate action in his home state at the Tip-Off Classic in Springfield, Mass.

HIGH SCHOOL

Was one of the most sought-after point guards in the nation … Averaged 36.1 ppg and 10.1 apg during his senior season … Once scored 62 points in a game on 9-of-15 shooting from three-point land against Maine Central Institute … Named first-team *Parade* and McDonald's All-America … Also earned first-team All-State honors and was named Mr. Basketball in Massachusetts … Rated the No. 2 point guard in the nation by *Bluechip Illustrated* … Scored 2,563 career points … Led Boston Amateur Basketball Club to the 1995 AAU national title in Jacksonville, scoring 27 points and dishing out eight assists in the championship game … Coached in high school by Thomas Manning.

SMITH ON TURNER

"Wayne Turner is a very determined, focused player. I'm impressed with his total package when it comes to work ethic and his commitment to this team. I think he's the best point guard in the country."



turner's statistics

YEAR	G-S	MIN-AVG	FG-A	PCT	3FG-A	PCT	FT-A	PCT	REB-AVG	PF-D	AT	TO	BS	ST	TP-AVG
97-98	39-39	1098-28.2	137-285	48.1	21-57	36.8	67-108	62.0	119-3.1	85-1	173	93	18	62	362-9.3
96-97	40-10	908-22.7	112-240	46.7	4-15	26.7	36-68	52.9	107-2.7	85-1	120	72	9	79	264-6.6
95-96	35-8	459-13.1	65-122	53.3	1-4	25.0	25-40	62.5	52-1.5	54-1	56	37	4	40	156-4.5
TOTALS	114-57	2465-21.6	314-647	48.5	26-76	34.2	128-216	59.3	278-2.4	224-3	349	202	31	181	782-6.9

20 Questions

Favorite food: Chinese food
Favorite class subject: Political science
Favorite book: "Raw Recruits"
Favorite TV show: "In the House"
Favorite musical group: Wu-Tang
Favorite movie: "Blue Chips"
If a movie was made of my life, I would have the following actor play me: Ray Allen
The person in history I would most like to meet is: Michael Jordan
Favorite sport other than basketball: Football
Favorite sports figure: Oscar Robinson
Favorite NBA team: Chicago Bulls
Hobbies: Golfing, bowling, playing pool
Not many people know this but I: Could dunk in the seventh grade
My greatest moment in sports was: Coming back from 17 down to beat Duke in the South Regional
If I were not playing college hoops, I would be: Playing college football
The best player I've ever faced was: Tim Hardaway
The thing I like most about UK basketball is: The fans and the outrageous atmosphere
The thing that impresses me most about Coach Smith is: He's a great coach and a great father
My advice to youngsters is: Work as hard as you can to achieve your goal and never quit
My future goals are: Playing in the NBA and graduating with a bachelor's degree

Player Game-By-Game Statistics

MYRON ANTHONY

DATE	OPPONENT	G-GS	MIN	FG-FGA	PCT	3P-3PA	PCT	FT-FTA	PCT	REBOUNDS O-D	REBOUNDS TOT	PF-FD	AT	TO	BS	ST	PTS
11-20	Morehead State		14	1-5	.200	0-2	.000	1-4	.250	0-2	2	4-0	3	1	1	1	3
11-24	George Washington		1	0-0	.000	0-0	.000	0-0	.000	0-0	0	0-0	0	0	0	0	0
11-26	Missouri		14	1-4	.250	1-2	.500	3-4	.750	1-1	2	0-0	2	0	0	0	6
11-29	Clemson		8	0-1	.000	0-0	.000	0-0	.000	0-0	0	0-0	0	1	0	0	0
12-03	Purdue		5	1-1	1.000	1-1	1.000	0-0	.000	0-1	1	0-0	0	0	0	0	3
12-06	Indiana		5	0-0	.000	0-0	.000	0-0	.000	0-1	1	0-0	0	0	0	0	0
12-10	Canisius		11	1-5	.200	1-2	.500	0-0	.000	0-1	1	2-0	0	1	0	0	3
12-13	Georgia Tech		9	0-2	.000	0-1	.000	0-0	.000	0-2	2	0-0	0	1	1	0	0
12-20	Tulsa		6	0-3	.000	0-2	.000	0-0	.000	0-0	0	0-0	0	0	0	0	0
12-23	American		8	0-1	.000	0-0	.000	1-2	.500	0-2	2	1-0	0	0	0	0	1
12-27	Louisville		4	0-1	.000	0-0	.000	2-2	1.000	1-0	1	0-0	0	0	0	0	2
12-30	Ohio		10	2-4	.500	1-3	.333	0-0	.000	0-0	0	2-0	0	2	0	0	5
01-03	S. Carolina		1	0-0	.000	0-0	.000	0-0	.000	0-0	0	0-0	0	0	0	0	0
01-13	Arkansas		2	0-0	.000	0-0	.000	0-0	.000	0-0	0	0-0	0	0	0	0	0
01-17	Alabama		2	0-0	.000	0-0	.000	0-0	.000	0-0	0	0-0	0	1	0	0	0
01-21	Tennessee		1	1-1	1.000	0-0	.000	0-0	.000	1-0	1	0-0	0	0	0	0	2
01-24	Florida		1	1-2	.500	1-2	.500	0-0	.000	0-0	0	0-0	0	0	0	0	3
02-01	LSU		1	1-2	.500	1-2	.500	0-0	.000	1-0	1	1-0	0	1	0	0	3
02-04	Villanova		8	2-3	.667	1-1	1.000	0-0	.000	3-3	6	1-0	0	3	1	1	5
02-08	Tennessee		18	2-6	.333	1-1	1.000	0-0	.000	0-0	0	0-0	0	1	0	0	5
02-11	Ole Miss		3	0-0	.000	0-0	.000	0-0	.000	0-0	0	0-0	0	0	0	0	0
02-14	Florida		1	0-0	.000	0-0	.000	0-0	.000	3-3	6	0-0	0	2	0	1	0
02-18	Georgia		12	3-6	.500	1-2	.500	0-0	.000	1-0	1	2-0	0	2	0	0	7
02-22	Auburn		6	1-2	.500	0-0	.000	0-0	.000	0-1	1	2-0	0	1	0	0	2
02-25	S. Carolina		5	1-2	.500	1-2	.500	0-0	.000	0-0	0	1-0	0	0	0	0	3
02-28	Alabama		1	0-0	.000	0-0	.000	0-0	.000	0-1	1	2-0	0	0	0	0	0
03-06	Arkansas		3	0-0	.000	0-0	.000	0-0	.000	0-3	3	1-0	1	1	0	0	2
03-07	S. Carolina		8	1-4	.250	0-1	.000	0-0	.000	1-2	3	0-0	1	0	0	0	7
03-08	S.C. State		6	3-3	1.000	0-0	.000	1-1	1.000	0-0	0	1-0	0	0	0	0	3
03-13	St. Louis		7	1-1	1.000	1-1	1.000	0-0	.000	0-1	1	0-0	0	4	0	0	3
03-15	UCLA		7	1-2	.500	1-2	.500	0-0	.000	0-1	1	0-0	0	1	0	0	3
03-20	TOTALS	31-0	9	2-4	.500	1-1	1.000	0-0	.000	0-1	1	0-0	0	1	0	0	5
			196	25-63	.397	12-26	.462	8-13	.615	12-25	37	20-0	7	23	3	3	70

MICHAEL BRADLEY

DATE	OPPONENT	G-GS	MIN	FG-FGA	PCT	3P-3PA	PCT	FT-FTA	PCT	REBOUNDS O-D	REBOUNDS TOT	PF-FD	AT	TO	BS	ST	PTS
11-20	Morehead State		13	3-4	.750	0-0	.000	2-3	.667	4-0	4	4-0	0	1	4	1	8
11-24	George Washington		12	3-3	1.000	0-0	.000	0-1	.000	0-3	3	1-0	0	0	0	0	6
11-26	Missouri		6	0-1	.000	0-0	.000	0-2	.000	1-1	2	1-0	0	1	1	0	0
11-29	Clemson		4	0-0	.000	0-0	.000	0-0	.000	0-0	0	0-0	0	0	0	0	0
12-03	Purdue		2	0-0	.000	0-0	.000	0-0	.000	0-0	0	0-0	0	0	0	0	0
12-10	Canisius		8	2-2	1.000	0-0	.000	0-0	.000	0-3	3	1-0	1	0	1	0	4
12-13	Georgia Tech		5	0-0	.000	0-0	.000	0-2	.000	0-2	2	0-0	0	2	0	0	0
12-20	Tulsa		11	0-0	.000	0-0	.000	3-5	.600	0-1	1	0-0	1	1	1	0	3
12-23	American		9	2-2	1.000	0-0	.000	2-4	.500	2-0	2	0-0	2	2	1	1	6
12-27	Louisville		2	0-1	.000	0-0	.000	0-0	.000	0-0	0	1-0	0	0	0	0	0
12-30	Ohio		8	1-2	.500	0-0	.000	0-0	.000	1-0	1	0-0	0	1	0	0	2
01-03	Vanderbilt		7	1-1	1.000	0-0	.000	0-0	.000	1-0	1	0-0	0	0	0	0	2
01-13	S. Carolina		2	0-0	.000	0-0	.000	0-0	.000	0-0	0	0-0	0	0	0	0	0
01-17	Arkansas		1	1-1	1.000	0-0	.000	0-2	.000	0-0	0	0-0	0	0	0	0	2
01-21	Alabama		2	0-0	.000	0-0	.000	0-0	.000	0-0	0	0-0	0	0	0	0	0
01-24	Tennessee		4	0-0	.000	0-0	.000	1-2	.500	0-4	4	2-0	0	0	0	0	1
02-01	Florida		2	0-0	.000	0-0	.000	0-0	.000	0-0	0	0-0	0	0	0	0	0
02-04	LSU		2	1-1	1.000	0-0	.000	0-0	.000	0-0	0	0-0	0	0	0	0	2
02-08	Villanova		8	1-1	1.000	0-0	.000	0-0	.000	0-1	1	0-0	1	0	0	0	2
02-11	Tennessee		5	0-0	.000	0-0	.000	0-2	.000	1-2	3	0-0	0	0	2	0	0
02-18	Florida		11	2-2	1.000	0-0	.000	3-5	.600	2-1	3	1-0	0	1	0	1	7
02-22	Georgia		8	2-3	.667	0-0	.000	0-0	.000	1-2	3	0-0	0	0	0	1	4
02-25	Auburn		10	0-2	.000	0-0	.000	2-2	1.000	1-0	1	2-0	1	1	0	1	2
02-28	S. Carolina		3	0-0	.000	0-0	.000	0-0	.000	0-0	0	1-0	0	0	0	0	0
03-06	Alabama		14	4-7	.571	0-0	.000	2-2	1.000	4-2	6	3-0	1	0	3	2	10
03-07	Arkansas		14	1-1	1.000	0-0	.000	2-2	1.000	1-3	4	1-0	1	0	0	0	4
03-08	S. Carolina		11	1-1	1.000	0-0	.000	0-0	.000	0-3	3	3-0	2	1	1	0	2
03-13	S.C. State		10	2-3	.667	0-0	.000	0-0	.000	0-0	0	0-0	2	1	2	0	4
03-15	St. Louis		12	2-2	1.000	0-0	.000	1-1	1.000	0-3	3	2-0	2	0	0	0	5
03-20	UCLA		9	1-5	.200	0-0	.000	0-0	.000	2-2	4	1-0	1	1	0	0	2
03-28	Stanford		1	0-0	.000	0-0	.000	0-0	.000	0-0	0	1-0	0	0	0	0	0
03-30	Utah		5	0-0	.000	0-0	.000	0-0	.000	0-1	1	1-0	0	0	0	0	0
	TOTALS	32-0	221	30-45	.667	0-0	.000	18-35	.514	21-34	55	26-0	15	13	16	7	78

HESHIMU EVANS

DATE	OPPONENT	G-GS	MIN	FG-FGA	PCT	3P-3PA	PCT	FT-FTA	PCT	REBOUNDS O-D	REBOUNDS TOT	PF-FD	AT	TO	BS	ST	PTS
11-20	Morehead State		18	5-7	.714	0-1	.000	0-0	.000	0-3	3	1-0	3	0	1	0	10
11-24	George Washington		25	1-9	.111	0-1	.000	4-4	1.000	7-4	11	1-0	4	1	0	2	6
11-25	Arizona		21	3-9	.333	0-1	.000	0-1	.000	3-2	5	1-0	1	0	0	0	6
11-26	Missouri		14	4-6	.667	0-0	.000	0-0	.000	5-2	7	1-0	1	3	0	1	8
11-29	Clemson		23	3-4	.750	1-1	1.000	1-2	.500	0-2	2	1-0	1	3	0	1	8
12-03	Purdue		24	2-7	.286	1-2	.500	2-2	1.000	0-5	5	3-0	6	4	0	1	7
12-06	Indiana		18	2-3	.667	1-1	1.000	0-0	.000	0-1	1	1-0	2	1	0	1	5
12-10	Canisius		12	4-4	1.000	0-0	.000	0-0	.000	2-2	4	1-0	0	2	0	0	8
12-13	Georgia Tech		23	7-13	.538	0-2	.000	0-1	.000	6-4	10	2-0	3	0	0	1	14
12-20	Tulsa		10	0-1	.000	0-0	.000	3-4	.750	0-0	0	4-0	0	1	1	0	3
12-23	American		14	2-4	.500	0-0	.000	0-0	.000	1-1	2	0-0	0	0	0	0	4
12-27	Louisville		19	1-5	.200	0-2	.000	0-0	.000	4-2	6	3-0	1	3	0	1	2
12-30	Ohio		16	5-8	.625	0-1	.000	1-1	1.000	3-0	3	0-0	4	0	0	1	11
01-03	Vanderbilt		14	3-6	.500	0-1	.000	0-0	.000	3-3	6	1-0	0	1	1	0	6
01-06	Georgia		21	3-5	.600	1-1	1.000	5-7	.714	1-6	7	0-0	1	0	2	1	12
01-10	Miss. State		12	3-3	1.000	1-1	1.000	3-4	.750	0-1	1	3-0	0	1	0	0	10
01-13	S. Carolina		22	4-7	.571	2-3	.667	1-1	1.000	2-3	5	0-0	0	0	0	0	11
01-17	Arkansas		24	8-12	.667	1-3	.333	3-4	.750	2-5	7	0-0	1	4	1	2	20
01-21	Alabama		24	3-7	.429	0-1	.000	0-0	.000	3-3	6	0-0	1	2	1	0	6
01-24	Tennessee		17	2-6	.333	0-1	.000	0-0	.000	2-0	2	2-0	0	1	0	1	4
01-27	Vanderbilt		23	1-5	.200	0-0	.000	3-7	.429	1-5	6	2-0	1	1	0	1	5
02-01	Florida		23	2-8	.250	0-4	.000	0-0	.000	5-5	10	4-0	0	1	0	2	4
02-04	LSU		20	0-3	.000	0-1	.000	2-2	1.000	2-1	3	3-0	3	1	0	1	2
02-08	Villanova		33	6-10	.600	1-2	.500	4-8	.500	5-4	9	3-0	2	1	0	2	17
02-11	Tennessee		25	6-11	.545	1-3	.333	0-2	.000	5-2	7	3-0	5	1	0	0	13
02-14	Ole Miss		25	4-8	.500	0-0	.000	2-2	1.000	4-0	4	4-0	0	4	0	0	10
02-18	Florida		10	1-2	.500	0-0	.000	1-2	.500	1-2	3	2-0	0	0	0	1	3
02-22	Georgia		15	7-8	.875	0-1	.000	1-5	.200	2-4	6	0-0	1	3	0	0	15
02-25	Auburn		12	3-3	1.000	0-0	.000	1-2	.500	3-2	5	1-0	2	0	0	1	7
02-28	S. Carolina	S	37	9-14	.643	1-2	.500	3-4	.750	6-6	12	2-0	2	3	1	0	22
03-06	Alabama		26	3-9	.333	1-3	.333	0-4	.000	4-6	10	2-0	1	2	0	2	7
03-07	Arkansas	S	20	4-7	.571	0-1	.000	3-4	.750	3-3	6	2-0	5	0	1	0	11
03-08	S. Carolina	S	31	4-6	.667	2-3	.667	1-2	.500	1-5	6	1-0	3	1	1	1	11
03-13	S.C. State	S	21	5-6	.833	0-1	.000	2-3	.667	1-1	2	2-0	2	3	0	2	12
03-15	St. Louis		12	2-3	.667	0-1	.000	0-0	.000	2-1	3	0-0	2	0	1	2	4
03-20	UCLA		21	3-4	.750	0-0	.000	4-4	1.000	1-1	2	1-0	1	0	1	1	10
03-22	Duke		24	5-8	.625	2-2	1.000	2-2	1.000	5-6	11	3-0	1	2	0	0	14

Player Game-By-Game Statistics

1997-98

DATE	OPPONENT	G-GS	MIN	FG-FGA	PCT	3P-3PA	PCT	FT-FTA	PCT	REBOUNDS O-D	REBOUNDS TOT	PF-FD	AT	TO	BS	ST	PTS
03-28	Stanford		28	2-7	.286	0-2	.000	0-0	.000	2-4	6	2-0	2	1	1	0	4
03-30	Utah		23	3-4	.750	2-2	1.000	2-2	1.000	1-5	6	1-0	0	3	1	1	10
TOTALS		39-4	800	135-252	.536	18-51	.353	54-86	.628	98-112	210	63-0	62	54	14	30	342

RYAN HOGAN

11-20	Morehead State		11	2-4	.500	2-3	.667	0-0	.000	1-1	2	1-0	0	1	0	1	6
11-26	Missouri		8	0-2	.000	0-0	.000	0-0	.000	0-0	0	0-0	0	1	0	0	0
12-03	Purdue		2	1-1	1.000	1-1	1.000	1-2	.500	0-0	0	0-0	0	1	0	0	4
12-10	Canisius		5	0-1	.000	0-0	.000	0-0	.000	0-1	1	2-0	0	1	0	0	0
12-13	Georgia Tech		1	0-0	.000	0-0	.000	0-0	.000	0-0	0	0-0	1	0	0	0	0
12-20	Tulsa		2	0-2	.000	0-0	.000	0-0	.000	2-0	2	0-0	0	0	0	0	0
12-23	American		9	0-2	.000	0-1	.000	0-0	.000	0-1	1	0-0	3	1	0	0	0
12-30	Ohio		5	0-0	.000	0-0	.000	0-0	.000	0-2	2	0-0	2	1	0	0	0
01-13	S. Carolina		1	1-2	.500	0-1	.000	0-0	.000	0-0	0	0-0	0	0	0	0	2
01-24	Tennessee		1	0-1	.000	0-0	.000	0-0	.000	0-0	0	0-0	0	1	0	0	0
02-04	LSU		4	0-1	.000	0-1	.000	0-0	.000	0-0	0	1-0	0	0	0	0	0
02-08	Villanova		1	0-0	.000	0-0	.000	0-0	.000	0-0	0	0-0	0	0	0	0	0
02-18	Florida		5	0-2	.000	0-0	.000	0-0	.000	0-0	0	1-0	1	0	0	0	0
02-25	Auburn		1	0-0	.000	0-0	.000	1-2	.500	0-0	0	1-0	0	0	0	1	1
03-07	Arkansas		4	1-2	.500	0-1	.000	0-0	.000	1-0	1	0-0	0	1	0	1	2
03-08	S. Carolina		3	0-1	.000	0-1	.000	0-0	.000	0-0	0	0-0	0	0	0	0	0
03-13	S.C. State		0	0-0	.000	0-0	.000	0-0	.000	0-0	0	0-0	0	0	0	0	0
03-15	St. Louis		6	0-1	.000	0-0	.000	0-0	.000	0-1	1	2-0	1	1	0	0	0
03-20	UCLA		3	2-4	.500	2-3	.667	0-1	.000	2-0	2	0-0	0	0	0	0	6
TOTALS		19-0	72	7-26	.269	5-12	.417	2-5	.400	6- 6	12	8-0	8	9	0	3	21

JAMAAL MAGLOIRE

11-20	Morehead State	S	12	4-4	1.000	0-0	.000	0-0	.000	2-6	8	2-0	0	2	5	0	8
11-24	George Washington	S	18	1-2	.500	0-0	.000	2-4	.500	1-4	5	3-0	0	3	3	0	4
11-25	Arizona	S	14	2-4	.500	0-0	.000	0-1	.000	4-4	8	2-0	0	1	0	0	4
11-26	Missouri	S	24	7-12	.583	0-0	.000	4-5	.800	6-11	17	2-0	0	0	5	1	18
11-29	Clemson	S	20	4-7	.571	0-0	.000	0-0	.000	3-2	5	4-0	0	1	1	0	8
12-03	Purdue	S	22	2-4	.500	0-0	.000	2-5	.400	1-5	6	4-0	1	1	0	0	6
12-06	Indiana	S	15	1-2	.500	0-0	.000	0-0	.000	0-0	0	2-0	0	3	0	0	2
12-10	Canisius	S	18	1-2	.500	0-0	.000	0-0	.000	3-2	5	3-0	1	0	4	0	2
12-13	Georgia Tech	S	25	6-12	.500	0-0	.000	0-1	.000	3-4	7	1-0	0	2	1	0	12
12-20	Tulsa	S	15	3-6	.500	0-0	.000	1-2	.500	2-2	4	4-0	0	0	2	0	7
12-23	American	S	17	3-6	.500	0-0	.000	2-2	1.000	1-5	6	2-0	0	1	0	0	8
12-27	Louisville	S	15	1-6	.167	0-0	.000	4-6	.667	6-2	8-	2-0	0	2	0	1	6
12-30	Ohio		17	6-7	.857	0-0	.000	3-4	.750	0-3	3	2-0	0	1	3	2	15
01-03	Vanderbilt		8	1-5	.200	0-0	.000	0-1	.000	0-2	2	3-0	0	0	0	0	2
01-06	Georgia		10	0-2	.000	0-0	.000	4-4	1.000	1-1	2	4-0	0	2	1	0	4
01-10	Miss. State		23	2-4	.500	0-0	.000	2-2	1.000	1-5	6	3-0	0	0	0	0	6
01-13	S. Carolina		10	2-4	.500	0-0	.000	0-0	.000	0-2	2	1-0	1	0	3	0	4
01-17	Arkansas		12	1-1	1.000	0-0	.000	0-0	.000	0-4	4	0-0	0	0	2	0	2
01-21	Alabama		8	0-1	.000	0-0	.000	0-0	.000	0-0	0	3-0	1	0	0	0	0
01-24	Tennessee		20	4-9	.444	0-0	.000	2-4	.500	3-3	6	4-0	0	5	3	0	10
01-27	Vanderbilt		23	5-7	.714	0-0	.000	1-1	1.000	1-5	6	3-0	0	2	1	0	11
02-01	Florida		8	2-4	.500	0-0	.000	0-0	.000	1-1	2	1-0	0	0	0	0	4
02-04	LSU		14	0-1	.000	0-0	.000	2-2	1.000	0-5	5	2-0	0	2	3	0	2
02-08	Villanova		6	1-4	.250	0-0	.000	0-1	.000	2-1	3	4-0	0	0	0	0	2
02-11	Tennessee		7	1-3	.333	0-0	.000	0-0	.000	0-0	0	4-0	0	2	1	0	2
02-14	Ole Miss		12	1-2	.500	0-0	.000	0-2	.000	0-1	1	1-0	0	1	1	0	2
02-18	Florida		17	2-5	.400	0-0	.000	0-0	.000	2-2	4	3-0	0	4	1	1	4
02-22	Georgia		1	0-1	.000	0-0	.000	0-0	.000	0-0	0	2-0	0	1	0	0	0
02-25	Auburn		22	2-4	.500	0-0	.000	0-0	.000	3-5	8	2-0	3	1	2	0	4
02-28	S. Carolina		15	0-1	.000	0-0	.000	0-0	.000	0-4	4	2-0	0	0	4	1	0
03-07	Arkansas		13	2-9	.222	0-0	.000	5-5	1.000	3-0	3	4-0	0	1	2	0	9
03-08	S. Carolina		8	0-3	.000	0-0	.000	1-2	.500	1-1	2	4-0	0	2	0	0	1
03-13	S.C. State		15	3-5	.600	0-0	.000	0-1	.000	0-4	4	3-0	1	2	2	1	6
03-15	St. Louis		11	1-1	1.000	0-0	.000	2-2	1.000	0-3	3	3-0	1	0	4	0	4
03-20	UCLA		15	1-1	1.000	0-0	.000	1-2	.500	1-4	5	2-0	0	1	6	2	3
03-22	Duke		16	1-1	1.000	0-0	.000	0-0	.000	0-1	1	2-0	0	3	1	1	2
03-28	Stanford		19	2-3	.667	0-0	.000	2-2	1.000	1-3	4	2-0	1	0	2	0	6
03-30	Utah		22	2-3	.667	0-0	.000	3-3	1.000	0-2	2	4-0	1	0	3	0	7
TOTALS		38-12	567	77-158	.487	0-0	.000	43-64	.672	52-109	161	99-0	11	46	66	10	197

1996-97

11-15	Clemson		7	0-1	.000	0-0	.000	0-0	.000	1-0	1	2-0	0	1	1	0	0
11-28	Syracuse		28	5-7	.714	0-0	.000	6-6	1.000	5-3	8	1-0	0	2	2	2	16
11-29	Alaska Anch.	S	22	4-7	.571	0-0	.000	2-4	.500	6-4	10	5-1	0	3	3	0	10
11-30	Co-Charleston	S	22	5-7	.714	0-0	.000	0-0	.000	1-3	4	4-0	2	1	2	2	10
12-03	Purdue	S	19	2-6	.333	0-0	.000	2-3	.667	3-1	4	1-0	0	2	1	2	6
12-07	Indiana	S	20	0-3	.000	0-0	.000	2-2	1.000	1-6	7	5-1	1	0	3	0	2
12-09	Wright State	S	19	2-3	.667	0-0	.000	2-6	.333	2-8	10	5-1	0	2	6	0	6
12-14	Notre Dame	S	20	1-6	.167	0-0	.000	1-2	.500	4-4	8	5-1	1	3	5	2	3
12-21	Georgia Tech	S	13	0-4	.000	0-0	.000	0-0	.000	0-2	2	3-0	1	3	0	0	0
12-23	UNC-Asheville	S	19	1-4	.250	0-0	.000	1-2	.500	4-5	9	3-0	0	2	5	0	3
12-28	Ohio State	S	13	2-4	.500	0-0	.000	1-1	1.000	2-0	2	2-0	0	3	1	0	5
12-31	Louisville		3	0-0	.000	0-0	.000	0-0	.000	0-0	0	1-0	0	1	1	1	0
01-04	Tennessee		16	6-7	.857	0-0	.000	1-2	.500	2-4	6	2-0	0	1	3	0	13
01-07	Miss. State		12	3-4	.750	0-0	.000	2-2	1.000	0-2	2	4-0	0	2	2	1	8
01-09	Canisius		18	1-4	.250	0-0	.000	1-2	.500	1-1	2	4-0	0	1	0	0	3
01-11	Ole Miss		6	1-1	1.000	0-0	.000	1-4	.250	2-0	2	3-0	0	1	1	0	3
01-14	Georgia		23	4-8	.500	0-0	.000	4-6	.667	5-0	5	4-0	0	3	2	1	12
01-18	Auburn		9	0-0	.000	0-0	.000	0-0	.000	0-1	1	3-0	1	1	0	0	0
01-22	Vanderbilt		10	0-1	.000	0-0	.000	0-0	.000	0-1	1	3-0	0	2	1	0	0
01-26	Arkansas		7	1-1	1.000	0-0	.000	0-0	.000	1-2	3	3-0	0	1	1	0	2
01-29	Florida		19	0-0	.000	0-0	.000	0-0	.000	1-2	3	5-0	1	4	2	1	0
02-01	Georgia		20	5-7	.714	0-0	.000	1-7	.143	5-4	9	4-0	1	0	3	1	11
02-04	South Carolina		19	4-5	.800	0-0	.000	2-2	1.000	1-4	5	3-0	0	0	1	0	10
02-06	Western Carolina	S	23	2-5	.400	0-0	.000	2-2	1.000	1-3	4	4-0	0	3	5	1	6
02-09	Villanova	S	10	3-3	1.000	0-0	.000	0-0	.000	1-4	5	2-0	1	3	1	0	6
02-12	LSU	S	21	3-9	.333	0-0	.000	2-2	1.000	5-5	10	3-0	0	1	1	0	8
02-15	Florida	S	19	0-2	.000	0-0	.000	3-8	.375	4-2	6	2-0	0	1	1	1	3
02-19	Alabama	S	27	5-11	.455	0-0	.000	3-5	.600	6-3	9	3-0	0	1	6	2	13
02-22	Vanderbilt	S	13	3-5	.600	0-0	.000	0-0	.000	1-3	4	4-0	1	1	2	1	6
02-25	Tennessee	S	13	3-4	.750	0-0	.000	1-2	.500	2-1	3	5-1	1	2	0	3	7
03-02	South Carolina	S	13	1-5	.200	0-0	.000	1-1	1.000	2-2	4	0-0	0	1	3	0	3
03-07	Auburn		15	2-5	.400	0-0	.000	1-4	.250	4-3	7	4-0	2	4	1	0	5
03-08	Ole Miss		10	1-2	.500	0-0	.000	0-0	.000	2-2	4	3-0	0	1	0	0	2
03-09	Georgia		22	2-4	.500	0-0	.000	2-5	.400	1-2	3	3-0	1	1	3	2	6
03-13	Montana	S	18	2-2	1.000	0-0	.000	0-0	.000	2-3	5	2-0	0	2	4	2	4
03-15	Iowa		1	0-0	.000	0-0	.000	0-0	.000	0-0	0	1-0	0	1	0	0	0
03-20	St. Joseph's	S	14	1-4	.250	0-0	.000	0-0	.000	1-0	1	2-0	0	1	0	0	2
03-22	Utah	S	13	0-0	.000	0-0	.000	0-0	.000	0-1	1	2-0	0	0	0	0	0
03-29	Minnesota	S	16	0-1	.000	0-0	.000	1-2	.500	0-3	3	1-0	0	1	2	0	1
03-31	Arizona	S	14	0-1	.000	0-0	.000	0-0	.000	3-1	4	4-0	1	1	2	0	0
TOTALS		40-22	626	75-153	.490	0-0	.000	45-82	.549	82-95	177	120-5	15	64	79	25	195

Player Game-By-Game Statistics

STEVE MASIELLO

	DATE	OPPONENT	G-GS	MIN	FG-FGA	PCT	3P-3PA	PCT	FT-FTA	PCT	REBOUNDS O-D	REBOUNDS TOT	PF-FD	AT	TO	BS	ST	PTS
1997-98	11-20	Morehead State		3	0-0	.000	0-0	.000	0-0	.000	0-0	0	1-0	0	0	0	0	0
	11-26	Missouri		3	0-1	.000	0-0	.000	0-0	.000	0-0	0	1-0	0	1	0	0	0
	12-03	Purdue		0	0-0	.000	0-0	.000	0-0	.000	0-0	0	0-0	0	0	0	0	0
	12-10	Canisius		4	0-0	.000	0-0	.000	0-0	.000	0-0	0	0-0	0	2	0	0	0
	12-13	Georgia Tech		1	1-1	1.000	0-0	.000	0-0	.000	0-1	1	0-0	1	0	0	0	2
	12-20	Tulsa		1	0-0	.000	0-0	.000	0-0	.000	0-0	0	0-0	0	1	0	0	0
	12-23	American		2	0-1	.000	0-1	.000	0-0	.000	0-0	0	0-0	0	0	0	0	0
	12-30	Ohio		2	0-0	.000	0-0	.000	0-0	.000	0-0	0	0-0	0	0	0	1	0
	01-13	S. Carolina		1	0-0	.000	0-0	.000	0-0	.000	0-0	0	0-0	1	0	0	1	0
	02-08	Villanova		1	0-0	.000	0-0	.000	0-0	.000	0-0	0	0-0	0	0	0	0	0
	02-18	Florida		2	0-0	.000	0-0	.000	0-0	.000	0-0	0	0-0	0	0	0	0	0
	2-22	Georgia		1	0-0	.000	0-0	.000	0-0	.000	0-0	0	0-0	0	0	0	0	0
	02-25	Auburn		1	0-1	.000	0-0	.000	0-0	.000	1-0	1	0-0	0	0	0	0	3
	03-07	Arkansas		2	1-1	1.000	1-1	1.000	1-2	.500	0-0	0	0-0	0	0	0	1	6
	03-08	S. Carolina		3	2-2	1.000	1-1	1.000	0-0	.000	0-0	0	0-0	0	0	0	0	0
	03-13	S.C. State		0	0-0	.000	0-0	.000	0-0	.000	0-0	0	0-0	0	1	0	0	0
	03-15	St. Louis		4	0-1	.000	0-1	.000	0-0	.000	1-1	2	0-0	0	0	0	1	0
	03-20	UCLA		2	0-2	.000	0-0	.000	0-0	.000								
	TOTALS		18-0	33	4-10	.400	2-4	.500	1-2	.500	2-2	4	2-0	2	5	0	4	11
1996-97	11-28	Syracuse		1	1-1	1.000	0-0	.000	0-0	.000	0-0	0	0-0	0	1	0	0	2
	11-29	Alaska Anch.		5	0-1	.000	0-1	.000	0-0	.000	0-0	0	0-0	1	1	0	0	0
	12-07	Indiana		3	0-0	.000	0-0	.000	3-4	.750	0-0	0	0-0	0	0	0	0	3
	12-09	Wright State		6	1-3	.333	0-2	.000	0-0	.000	0-0	0	0-0	1	0	0	0	2
	12-14	Notre Dame		2	0-0	.000	0-0	.000	0-0	.000	0-0	0	0-0	0	1	0	0	0
	12-21	Georgia Tech		1	1-1	1.000	0-0	.000	0-0	.000	0-0	0	0-0	0	0	0	0	2
	12-23	UNC-Asheville		4	1-2	.500	0-0	.000	0-0	.000	0-1	1	0-0	1	0	0	0	2
	01-04	Tennessee		2	0-0	.000	0-0	.000	0-0	.000	0-0	0	0-0	0	1	0	0	0
	01-07	Miss. State		3	0-1	.000	0-1	.000	1-2	.500	0-1	1	0-0	0	1	0	0	1
	01-09	Canisius		4	0-4	.000	0-0	.000	0-0	.000	1-1	2	0-0	0	1	0	0	0
	01-14	Georgia		1	0-0	.000	0-0	.000	0-0	.000	0-0	0	0-0	0	0	0	0	0
	01-18	Auburn		1	0-1	.000	0-0	.000	2-2	1.000	0-0	0	0-0	0	0	0	0	2
	01-29	Florida		1	0-0	.000	0-0	.000	0-0	.000	0-0	0	0-0	0	0	0	0	0
	02-01	Georgia		2	0-0	.000	0-0	.000	0-0	.000	0-0	0	0-0	0	0	0	1	0
	02-06	Western Carolina		4	0-1	.000	0-0	.000	0-0	.000	0-0	0	0-0	0	0	0	0	0
	02-09	Villanova		2	1-1	1.000	1-1	1.000	0-0	.000	0-0	0	0-0	0	0	0	0	3
	02-12	LSU		8	0-2	.000	0-1	.000	1-2	.500	0-2	2	0-0	2	0	0	0	1
	02-15	Florida		6	0-2	.000	0-2	.000	0-0	.000	1-0	1	0-0	0	0	0	0	0
	02-25	Tennessee		1	0-0	.000	0-0	.000	0-0	.000	0-0	0	0-0	0	0	0	0	0
	03-07	Auburn		7	0-2	.000	0-1	.000	0-0	.000	0-1	1	0-0	0	0	0	1	0
	03-09	Georgia		7	1-2	.500	0-0	.000	0-0	.000	0-0	0	1-0	0	0	0	0	2
	03-13	Montana		8	0-1	.000	0-0	.000	0-0	.000	0-1	1	1-0	0	0	0	0	0
	03-31	Arizona		0	0-0	.000	0-0	.000	0-0	.000	0-0	0	0-0	0	0	0	0	0
	TOTALS		23-0	79	6-25	.240	1-9	.111	7-10	.700	2-7	9	2-0	5	6	1	1	20

SCOTT PADGETT

	DATE	OPPONENT	G-GS	MIN	FG-FGA	PCT	3P-3PA	PCT	FT-FTA	PCT	REBOUNDS O-D	REBOUNDS TOT	PF-FD	AT	TO	BS	ST	PTS
1997-98	11-20	Morehead State	S	19	0-7	.000	0-1	.000	2-2	1.000	4-2	6	1-0	4	1	1	3	2
	11-24	George Washington	S	23	3-6	.500	0-2	.000	2-2	1.000	1-5	6	4-0	3	3	0	0	8
	11-25	Arizona	S	31	5-13	.385	2-6	.333	4-4	1.000	4-3	7	4-0	0	4	1	2	16
	11-26	Missouri	S	28	2-4	.500	0-1	.000	0-0	.000	0-5	5	1-0	1	4	1	3	4
	11-29	Clemson	S	24	6-10	.600	2-2	1.000	1-2	.500	5-0	5	3-0	2	1	1	2	15
	12-03	Purdue	S	32	4-11	.364	2-4	.500	0-0	.000	4-5	9	4-0	2	2	0	4	10
	12-06	Indiana	S	31	3-9	.333	0-4	.000	0-0	.000	4-6	10	2-0	3	3	0	2	6
	12-10	Canisius	S	26	1-4	.250	0-2	.000	4-4	1.000	1-0	1	0-0	2	1	0	0	6
	12-13	Georgia Tech	S	18	3-6	.500	1-1	1.000	2-2	1.000	1-3	4	4-0	2	2	0	0	9
	12-20	Tulsa	S	23	3-3	1.000	2-2	1.000	0-0	.000	1-7	8	1-0	2	4	1	2	8
	12-23	American	S	26	5-6	.833	1-2	.500	0-0	.000	1-6	7	1-0	5	5	0	2	11
	12-27	Louisville	S	27	3-13	.231	0-5	.000	1-2	.500	3-3	6	4-0	4	1	2	3	7
	12-30	Ohio	S	17	5-6	.833	0-0	.000	3-3	1.000	1-5	6	2-0	2	3	1	0	13
	01-03	Vanderbilt	S	25	5-11	.455	1-2	.500	2-2	1.000	9-5	14	3-0	2	3	0	1	13
	01-06	Georgia	S	33	3-5	.600	1-2	.500	1-2	.500	1-4	5	3-0	3	1	1	1	8
	01-10	Miss. State	S	36	8-12	.667	2-3	.667	5-5	1.000	5-5	10	1-0	2	0	0	2	23
	01-13	S. Carolina	S	35	4-11	.364	1-3	.333	2-2	1.000	2-5	7	3-0	0	2	0	0	11
	01-17	Arkansas	S	39	4-10	.400	0-3	.000	3-5	.600	5-7	12	1-0	1	3	1	0	11
	01-21	Alabama	S	36	8-12	.667	2-3	.667	6-7	.857	4-4	8	0-0	1	5	2	1	24
	01-24	Tennessee	S	32	8-11	.727	2-3	.667	2-2	1.000	3-4	7	4-1	3	3	0	1	20
	01-27	Vanderbilt	S	29	4-7	.571	1-2	.500	3-3	1.000	3-4	7	3-0	0	4	0	2	12
	02-01	Florida	S	32	3-4	.750	1-2	.500	3-4	.750	2-0	2	2-0	3	1	0	0	10
	02-04	LSU	S	26	4-10	.400	0-2	.000	3-3	1.000	3-1	4	2-0	2	0	1	2	11
	02-08	Villanova	S	3	0-0	.000	0-0	.000	0-0	.000	0-0	0	1-0	0	0	0	0	0
	02-11	Tennessee	S	26	6-19	.316	3-6	.500	2-2	1.000	4-6	10	3-0	1	3	0	1	17
	02-14	Ole Miss	S	29	2-6	.333	1-3	.333	2-4	.500	3-4	7	1-0	4	2	1	0	7
	02-18	Florida		16	2-6	.333	0-2	.000	3-3	1.000	2-1	3	3-0	1	3	0	0	7
	02-22	Georgia		24	5-13	.385	0-3	.000	0-0	.000	3-5	8	1-0	0	4	0	2	10
	02-25	Auburn	S	28	8-9	.889	3-4	.750	0-0	.000	3-4	7	3-0	5	2	1	1	19
	02-28	S. Carolina	S	37	5-11	.455	1-2	.500	3-4	.750	1-4	5	3-0	2	0	1	4	14
	03-06	Alabama	S	29	3-8	.375	0-3	.000	6-8	.750	7-6	13	3-0	4	2	1	1	12
	03-07	Arkansas	S	31	6-12	.500	1-3	.333	1-2	.500	2-7	9	1-0	3	3	3	0	14
	03-08	S. Carolina	S	28	3-9	.333	3-5	.600	0-0	.000	0-4	4	4-0	0	1	3	1	9
	03-13	S.C. State	S	30	6-10	.600	1-1	1.000	1-1	1.000	2-2	4	2-0	3	5	2	1	14
	03-15	St. Louis	S	27	3-7	.429	1-3	.333	3-4	.750	1-5	6	2-0	2	2	2	1	10
	03-20	UCLA	S	24	6-8	.750	1-2	.500	6-6	1.000	2-4	6	3-0	4	1	0	1	19
	03-22	Duke	S	38	4-10	.400	3-5	.600	1-2	.500	2-4	6	3-0	1	0	0	0	12
	03-28	Stanford	S	38	2-8	.250	0-3	.000	6-6	1.000	2-4	6	3-0	2	0	0	3	10
	03-30	Utah	S	33	6-11	.545	1-5	.200	4-4	1.000	2-3	5	4-0	1	0	0	0	17
	TOTALS		39-37	1089	161- 338	.476	40-107	.374	87-102	.853	103-152	255	93-1	82	84	27	49	449
1996-97	12-21	Georgia Tech		20	4-10	.400	2-5	.400	2-2	1.000	5-2	7	4-0	2	0	0	1	12
	12-23	UNC Asheville		12	2-4	.500	2-3	.667	2-2	1.000	1-1	2	2-0	1	1	0	0	8
	12-28	Ohio State		5	0-2	.000	0-0	.000	0-0	.000	3-1	4	0-0	0	2	0	0	0
	12-31	Louisville	S	33	3-6	.500	1-4	.250	8-8	1.000	1-5	6	3-0	3	5	0	2	15
	01-04	Tennessee	S	18	3-6	.500	3-5	.600	0-0	.000	3-2	5	1-0	0	0	0	1	9
	01-07	Miss. State	S	21	3-7	.429	1-4	.250	0-0	.000	1-2	3	4-0	3	2	0	1	7
	01-09	Canisius		16	1-3	.333	0-2	.000	0-0	.000	1-4	5	2-0	0	0	0	1	2
	01-11	Ole Miss		19	2-5	.400	1-3	.333	2-4	.500	4-2	6	2-0	2	2	0	1	7
	01-14	Georgia		18	2-4	.500	0-2	.000	4-5	.800	2-3	5	5-1	1	2	0	0	8
	01-18	Auburn		24	3-6	.500	0-2	.000	5-6	.833	5-2	7	1-0	0	0	0	1	11
	01-22	Vanderbilt	S	28	6-10	.600	3-7	.429	1-2	.500	3-1	4	1-0	3	1	0	1	16
	01-26	Arkansas	S	26	3-10	.300	3-7	.429	1-3	.333	1-6	7	2-0	1	4	0	3	10
	01-29	Florida	S	21	2-3	.667	2-3	.667	2-2	1.000	0-2	2	5-1	2	1	0	0	8
	02-01	Georgia	S	22	4-11	.364	0-3	.000	4-6	.667	5-3	8	4-0	2	3	2	3	12
	02-04	South Carolina	S	43	4-12	.333	3-8	.375	2-2	1.000	1-4	5	2-0	2	3	1	3	13
	02-06	Western Carolina	S	35	9-10	.900	2-2	1.000	3-5	.600	4-9	13	4-0	6	2	2	2	23
	02-09	Villanova	S	27	1-7	.143	1-4	.250	1-2	.500	1-2	3	2-0	2	3	0	3	4
	02-12	LSU	S	21	2-7	.286	1-3	.333	0-0	.000	2-3	5	0-0	2	3	1	1	5
	02-15	Florida	S	21	2-9	.222	0-2	.000	2-2	1.000	5-2	7	1-0	0	2	1	2	6

Player Game-By-Game Statistics

DATE	OPPONENT	G-GS	MIN	FG- FGA	PCT	3P-3PA	PCT	FT-FTA	PCT	REBOUNDS O-D	REBOUNDS TOT	PF-FD	AT	TO	BS	ST	PTS
1996-97																	
02-19	Alabama	S	23	3-9	.333	2-7	.286	1-2	.500	1-3	4	3-0	0	2	3	1	9
02-22	Vanderbilt	S	21	4-10	.400	2-5	.400	0-0	.000	0-1	1	5-1	2	2	1	1	10
02-25	Tennessee	S	33	9-16	.563	4-8	.500	2-4	.500	3-0	3	3-0	2	0	0	5	24
03-02	South Carolina	S	30	2-10	.200	1-6	.167	0-0	.000	4-4	8	4-0	4	1	0	1	5
03-07	Auburn	S	21	3-9	.333	1-6	.167	6-7	.857	4-4	8	2-0	1	1	0	0	13
03-08	Ole Miss	S	24	1-3	.333	0-2	.000	1-4	.250	3-4	7	1-0	3	2	1	4	3
03-09	Georgia	S	18	0-1	.000	0-1	.000	2-2	1.000	0-2	2	4-0	3	2	0	1	2
03-13	Montana	S	30	2-4	.500	2-2	1.000	2-2	1.000	1-6	7	4-0	0	2	2	1	8
03-15	Iowa	S	29	4-10	.400	1-4	.250	0-0	.000	2-1	3	3-0	3	0	0	3	9
03-20	St. Joseph's	S	32	4-6	.667	2-4	.500	2-2	1.000	1-4	5	5-1	4	5	1	1	12
03-22	Utah	S	21	4-10	.400	1-6	.167	2-2	1.000	3-2	5	2-0	2	0	1	0	11
03-29	Minnesota	S	17	3-8	.375	3-6	.500	0-0	.000	2-2	4	5-1	0	1	0	2	9
03-31	Arizona	S	30	5-16	.313	3-12	.250	4-4	1.000	0-1	1	5-1	0	3	0	2	17
TOTALS		32-25	759	100-244	.410	47-138	.341	61-80	.763	72-90	162	91-6	56	57	16	48	308
1994-95																	
11-30	Ohio		5	0-2	.000	0-0	.000	0-0	.000	0-0	0	2-0	0	0	0	0	0
12-10	Boston University		7	1-3	.333	1-3	.333	4-4	1.000	0-2	2	1-0	0	1	0	0	7
12-27	Marshall		7	0-3	.000	0-1	.000	0-0	.000	1-1	2	1-0	1	0	0	0	0
01-04	Auburn		5	1-4	.250	1-3	.333	0-0	.000	1-0	1	1-0	0	0	0	0	3
01-07	South Carolina		5	1-2	.500	0-1	.000	0-0	.000	1-1	2	1-0	0	1	0	0	2
01-10	Florida		2	0-1	.000	0-1	.000	1-2	.500	1-0	1	0-0	0	0	0	0	1
01-14	Georgia		3	1-2	.500	1-1	1.000	2-2	1.000	0-0	0	0-0	0	0	0	0	5
01-25	Tennessee		3	0-0	.000	0-0	.000	1-2	.500	0-0	0	0-0	0	0	0	0	1
01-29	Arkansas		1	0-0	.000	0-0	.000	0-0	.000	0-0	0	0-0	0	0	0	0	0
02-12	Notre Dame		2	0-1	.000	0-1	.000	2-2	1.000	1-1	2	1-0	0	0	1	1	2
03-01	Georgia		5	0-2	.000	0-0	.000	0-0	.000	0-0	0	2-0	0	0	0	1	0
03-04	LSU		6	2-2	1.000	1-1	1.000	0-0	.000	1-3	4	2-0	2	0	0	1	5
03-*11	Florida		1	0-1	.000	0-1	.000	0-0	.000	0-0	0	0-0	0	0	0	0	0
03-16	Mt. St. Mary's		5	1-4	.250	0-0	.000	0-0	.000	1-2	3	1-0	1	1	0	0	2
TOTALS		14-0	57	7-27	.259	4-13	.308	10-12	.833	7-10	17	12-0	4	3	1	3	28
1997-98	**SAUL SMITH**																
11-20	Morehead State		23	2-3	.667	1-2	.500	2-3	.667	0-3	3	0-0	2	3	0	3	7
11-24	George Washington		8	0-1	.000	0-0	.000	0-0	.000	0-1	1	0-0	0	0	0	0	0
11-25	Arizona		22	2-7	.286	0-2	.000	0-0	.000	1-1	2	1-0	2	1	0	0	4
11-26	Missouri		12	2-3	.667	1-1	1.000	2-4	.500	1-0	1	0-0	1	0	0	0	7
11-29	Clemson		10	0-1	.000	0-1	.000	0-0	.000	0-1	1	0-0	0	0	0	0	0
12-03	Purdue		18	1-1	1.000	1-1	1.000	1-2	.500	0-2	2	2-0	0	1	0	2	4
12-06	Indiana		12	0-2	.000	0-2	.000	0-0	.000	1-0	1	0-0	3	0	0	0	0
12-10	Canisius		18	2-5	.400	0-1	.000	0-0	.000	0-2	2	2-0	2	1	0	1	4
12-13	Georgia Tech		10	0-1	.000	0-1	.000	0-0	.000	1-0	1	4-0	1	1	0	0	0
12-20	Tulsa		15	1-1	1.000	0-0	.000	1-2	.500	0-1	1	2-0	4	1	0	2	3
12-23	American		16	0-3	.000	0-2	.000	2-2	1.000	0-0	0	4-0	0	0	0	1	2
12-27	Louisville		18	1-6	.167	0-4	.000	0-0	.000	0-0	0	2-0	2	1	0	2	2
12-30	Ohio		16	2-2	1.000	0-0	.000	2-2	1.000	0-2	2	0-0	0	4	0	3	6
01-03	Vanderbilt		9	2-3	.667	1-2	.500	0-2	.000	0-0	0	1-0	0	0	0	0	5
01-06	Georgia		10	2-2	1.000	2-2	1.000	0-0	.000	0-0	0	2-0	1	0	0	0	6
01-10	Miss. State		8	1-1	1.000	1-1	1.000	0-0	.000	0-0	0	0-0	1	0	0	0	3
01-13	S. Carolina		8	3-3	1.000	2-2	1.000	0-0	.000	0-0	0	2-0	2	0	0	2	8
01-17	Arkansas		22	1-7	.143	0-3	.000	0-0	.000	0-0	0	2-0	1	1	0	3	2
01-21	Alabama		13	1-2	.500	0-1	.000	0-0	.000	0-0	0	2-0	1	2	0	0	2
01-24	Tennessee		8	0-2	.000	0-1	.000	0-1	.000	0-0	0	0-0	0	2	0	0	0
01-27	Vanderbilt		6	0-1	.000	0-1	.000	0-0	.000	0-0	0	0-0	0	1	0	0	0
02-01	Florida		9	0-3	.000	0-2	.000	0-1	.000	0-0	0	1-0	3	0	0	1	0
02-04	LSU		18	2-5	.400	0-1	.000	0-0	.000	1-1	2	2-0	1	0	0	2	4
02-08	Villanova		23	2-4	.500	0-0	.000	4-4	1.000	0-2	2	1-0	3	2	0	2	8
02-11	Tennessee		9	0-1	.000	0-0	.000	0-0	.000	0-1	1	2-0	2	0	0	0	0
02-14	Ole Miss		19	0-1	.000	0-1	.000	0-0	.000	0-2	2	4-0	4	0	0	1	0
02-18	Florida	S	21	1-3	.333	0-0	.000	0-0	.000	0-2	2	1-0	1	1	0	4	2
02-22	Georgia		16	1-2	.500	0-1	.000	0-1	.000	0-0	0	1-0	0	2	1	0	2
02-25	Auburn		15	0-0	.000	0-0	.000	1-2	.500	2-2	4	0-0	3	1	0	0	1
02-28	S. Carolina		16	0-2	.000	0-1	.000	2-2	1.000	0-2	2	4-0	2	3	0	0	2
03-06	Alabama		13	0-1	.000	0-1	.000	0-2	.000	1-1	2	0-0	2	0	0	1	0
03-07	Arkansas		13	1-2	.500	1-1	1.000	4-4	1.000	0-2	2	3-0	1	3	0	0	7
03-08	S. Carolina		12	1-2	.500	1-2	.500	0-0	.000	0-1	1	1-0	1	1	0	1	3
03-13	S.C. State		10	0-0	.000	0-0	.000	0-0	.000	0-0	0	0-0	1	2	0	0	0
03-15	St. Louis		10	1-4	.250	1-2	.500	0-0	.000	0-0	0	1-0	0	0	0	3	3
03-20	UCLA		11	0-1	.000	0-0	.000	0-1	.000	1-0	1	1-0	3	2	0	1	0
03-22	Duke		5	0-0	.000	0-0	.000	0-0	.000	0-0	0	1-0	1	1	0	0	0
03-28	Stanford		14	0-1	.000	0-0	.000	0-0	.000	1-1	2	2-0	2	0	0	0	0
03-30	Utah		7	0-0	.000	0-0	.000	0-0	.000	0-0	0	0-0	0	0	0	0	0
TOTALS		39-1	523	32-89	.360	12-42	.286	21-35	.600	10-30	40	51-0	53	37	1	35	97
1997-98	**WAYNE TURNER**																
11-20	Morehead State	S	17	6-8	.750	0-2	.000	0-1	.000	0-1	1	3-0	3	1	0	3	12
11-24	George Washington	S	32	6-11	.545	3-4	.750	1-3	.333	1-2	3	1-0	2	3	1	8	16
11-25	Arizona	S	21	0-2	.000	0-0	.000	0-0	.000	0-1	1	5-1	4	3	1	0	0
11-26	Missouri	S	20	2-8	.250	1-4	.250	0-1	.000	1-3	4	2-0	2	3	1	0	5
11-29	Clemson	S	35	6-10	.600	1-2	.500	4-6	.667	0-5	5	2-0	5	2	0	3	17
12-03	Purdue	S	34	6-13	.462	0-1	.000	2-3	.667	2-2	4	1-0	8	3	0	2	14
12-06	Indiana	S	28	1-8	.125	0-1	.000	2-3	.667	0-0	0	2-0	5	2	0	1	4
12-10	Canisius	S	22	2-5	.400	0-1	.000	1-2	.500	2-6	8	3-0	6	1	0	1	5
12-13	Georgia Tech	S	28	4-7	.571	0-0	.000	2-3	.667	0-2	2	3-0	5	3	1	3	10
12-20	Tulsa	S	27	5-6	.833	0-0	.000	0-0	.000	1-2	3	1-0	2	2	1	0	10
12-23	American	S	24	3-6	.500	0-0	.000	0-0	.000	0-1	1	2-0	2	0	1	0	6
12-27	Louisville	S	21	4-6	.667	1-1	1.000	3-6	.500	0-2	2	3-0	2	2	0	0	12
12-30	Ohio	S	21	2-3	.667	1-1	1.000	0-0	.000	0-1	1	3-0	3	0	0	0	5
01-03	Vanderbilt	S	32	3-9	.333	0-4	.000	0-0	.000	0-4	4	3-0	4	5	2	3	6
01-06	Georgia	S	36	5-8	.625	0-0	.000	10-13	.769	2-3	5	2-0	5	3	1	1	20
01-10	Miss. State	S	33	4-10	.400	1-4	.250	1-5	.200	1-7	8	1-0	4	3	0	1	10
01-13	S. Carolina	S	32	5-9	.556	1-2	.500	4-4	1.000	0-2	2	3-0	4	1	2	0	15
01-17	Arkansas	S	29	6-9	.667	1-2	.500	3-4	.750	1-2	3	3-0	2	6	0	2	16
01-21	Alabama	S	29	1-3	.333	0-0	.000	0-0	.000	0-5	5	2-0	4	3	1	0	2
01-24	Tennessee	S	31	6-14	.429	0-0	.000	5-6	.833	1-4	5	3-0	11	2	1	3	17
01-27	Vanderbilt	S	34	0-5	.000	0-1	.000	2-2	1.000	1-2	3	3-0	4	2	0	2	2
02-01	Florida	S	35	2-6	.333	2-2	1.000	2-2	1.000	1-3	4	3-0	6	3	0	1	8
02-04	LSU	S	21	5-6	.833	1-1	1.000	0-0	.000	0-0	0	2-0	1	3	1	1	11
02-08	Villanova	S	27	2-4	.500	0-1	.000	1-2	.500	0-2	2	2-0	3	4	0	2	5
02-11	Tennessee	S	32	4-9	.444	0-0	.000	2-5	.400	1-0	1	2-0	3	1	1	0	10
02-14	Ole Miss	S	25	3-8	.375	1-2	.500	2-3	.667	0-2	2	4-0	3	3	0	5	9
02-18	Florida	S	16	0-1	.000	0-0	.000	0-1	.000	0-2	2	3-0	5	2	0	1	0
02-22	Georgia	S	33	3-6	.500	1-3	.333	0-0	.000	1-4	5	2-0	5	3	0	1	7
02-25	Auburn	S	26	5-9	.556	0-2	.000	1-1	1.000	1-2	3	2-0	3	1	0	1	11
02-28	S. Carolina	S	18-	3-4	.750	1-1	1.000	0-0	.000	0-5	5	3-0	5	3	0	3	7
03-06	Alabama	S	28	3-6	.500	0-0	.000	3-4	.750	0-3	3	3-0	8	0	2	0	9
03-07	Arkansas	S	33	2-4	.500	2-3	.667	0-1	.000	0-1	1	3-0	7	4	0	0	6
03-08	S. Carolina	S	33	7-17	.412	2-7	.286	2-2	1.000	1-1	2	0-0	4	2	0	1	18

Player Game-By-Game Statistics

	DATE	OPPONENT	G-GS	MIN	FG-FGA	PCT	3P-3PA	PCT	FT-FTA	PCT	REBOUNDS O-D	REBOUNDS TOT	PF-FD	AT	TO	BS	ST	PTS
1997-98	03-13	S.C. State	S	32	4-6	.667	0-1	.000	0-0	.000	0-4	4	0-0	4	0	0	2	8
	03-15	St. Louis	S	29	4-5	.800	1-2	.500	2-4	.500	0-3	3	1-0	9	3	0	1	11
	03-20	UCLA	S	26	4-7	.571	0-0	.000	0-0	.000	0-3	3	1-0	4	2	0	3	8
	03-22	Duke	S	36	5-14	.357	0-1	.000	6-8	.750	1-4	5	1-0	8	1	0	2	16
	03-28	Stanford	S	35	2-8	.250	0-0	.000	4-9	.444	1-1	2	2-0	4	3	1	2	8
	03-30	Utah	S	27	2-5	.400	0-1	.000	2-4	.500	0-2	2	0-0	4	5	0	3	6
	TOTALS		39-39	1098	137-285	.481	21-57	.368	67-108	.620	20-99	119	85-1	173	93	18	62	362
1996-97	11-15	Clemson	S	14	1-2	.500	0-1	.000	0-0	.000	0-0	0	3-0	2	1	0	0	2
	11-28	Syracuse		22	2-6	.333	1-1	1.000	2-2	1.000	0-5	5	3-0	6	2	0	0	7
	11-29	Alaska Anch.		20	3-6	.500	0-0	.000	0-3	.000	0-3	3	4-0	0	2	0	2	6
	11-30	Co-Charleston		21	3-4	.750	0-0	.000	0-0	.000	0-0	0	1-0	3	0	0	0	6
	12-03	Purdue		20	4-4	1.000	0-0	.000	1-2	.500	0-1	1	3-0	7	2	0	2	9
	12-07	Indiana		21	4-8	.500	0-0	.000	0-0	.000	0-2	2	1-0	6	2	0	3	8
	12-09	Wright State		19	3-5	.600	0-0	.000	2-2	1.000	0-3	3	1-0	1	1	0	4	8
	12-14	Notre Dame		20	2-5	.400	1-1	1.000	0-0	.000	0-0	0	2-0	2	0	0	1	5
	12-21	Georgia Tech		21	2-3	.667	0-0	.000	0-1	.000	1-2	3	3-0	2	1	0	2	4
	12-23	UNC-Asheville		17	3-5	.600	1-3	.333	0-0	.000	0-3	3	2-0	1	0	0	2	7
	12-28	Ohio State		20	1-4	.250	0-1	.000	0-0	.000	1-2	3	4-0	2	4	1	3	2
	12-31	Louisville		8	0-1	.000	0-0	.000	0-0	.000	0-0	0	2-0	0	2	0	1	0
	01-04	Tennessee		14	1-3	.333	0-0	.000	0-0	.000	0-2	2	2-0	4	0	0	2	2
	01-07	Miss. State		15	3-7	.429	0-0	.000	1-2	.500	0-3	3	1-0	0	2	1	2	7
	01-09	Canisius		27	3-7	.429	0-1	.000	0-0	.000	0-6	6	2-0	2	1	0	0	6
	01-11	Ole Miss		9	0-1	.000	0-0	.000	0-0	.000	0-3	3	2-0	4	2	0	3	0
	01-14	Georgia		20	4-6	.667	0-0	.000	0-1	.000	0-2	2	2-0	1	1	0	4	8
	01-18	Auburn		18	0-2	.000	0-0	.000	0-0	.000	0-4	4	1-0	0	3	1	0	0
	01-22	Vanderbilt		20	2-6	.333	0-0	.000	0-0	.000	0-3	3	2-0	1	2	1	0	4
	01-26	Arkansas		23	5-9	.556	0-1	.000	1-2	.500	2-4	6	2-0	1	3	1	5	11
	01-29	Florida		23	1-6	.167	0-1	.000	0-0	.000	0-2	2	0-0	3	3	0	5	2
	02-01	Georgia		20	0-4	.000	0-0	.000	0-0	.000	0-2	2	2-0	2	1	0	1	0
	02-04	South Carolina		21	2-5	.400	0-0	.000	3-5	.600	1-4	5	3-0	3	4	0	3	7
	02-06	Western Carolina		27	2-3	.667	0-0	.000	0-0	.000	0-2	2	1-0	6	3	0	1	4
	02-09	Villanova		20	4-5	.800	0-0	.000	0-0	.000	0-1	1	2-0	6	1	0	3	8
	02-12	LSU		20	4-5	.800	0-0	.000	0-0	.000	0-4	4	1-0	1	4	0	3	8
	02-15	Florida		15	1-3	.333	0-0	.000	0-0	.000	0-0	0	3-0	5	3	0	0	2
	02-19	Alabama		27	2-5	.400	0-0	.000	0-0	.000	2-4	6	1-0	2	1	1	3	4
	02-22	Vanderbilt		24	3-4	.750	1-1	1.000	0-0	.000	0-0	0	2-0	3	0	0	1	7
	02-25	Tennessee		31	2-5	.400	0-2	.000	1-4	.250	2-0	2	1-0	3	2	0	1	5
	03-02	South Carolina		27	2-7	.286	0-0	.000	1-4	.250	1-2	3	4-0	2	3	0	1	5
	03-07	Auburn	S	36	7-14	.500	0-0	.000	5-6	.833	2-3	5	0-0	5	1	1	3	19
	03-08	Ole Miss	S	28	5-11	.455	0-0	.000	3-6	.500	1-1	2	4-0	3	4	0	1	13
	03-09	Georgia	S	23	1-3	.333	0-0	.000	0-0	.000	1-2	3	2-0	4	4	0	0	2
	03-13	Montana	S	31	7-14	.500	0-0	.000	5-7	.714	0-3	3	2-0	5	2	1	5	19
	03-15	Iowa	S	27	6-16	.375	0-0	.000	1-2	.500	0-1	1	2-0	1	1	0	0	13
	03-20	St. Joseph's	S	37	5-9	.556	0-1	.000	6-9	.667	0-3	3	3-0	6	1	0	1	16
	03-22	Utah	S	35	6-12	.500	0-1	.000	0-3	.000	0-3	3	2-0	4	0	0	5	12
	03-29	Minnesota	S	39	2-6	.333	0-0	.000	4-6	.667	0-4	4	2-0	6	1	0	5	8
	03-31	Arizona	S	28	4-9	.444	0-0	.000	0-1	.000	1-3	4	5-1	5	2	1	1	8
	TOTALS		40-10	908	112-240	.467	4-15	.267	36-68	.529	15-92	107	85-1	120	72	9	79	264
1995-96	11-24	Maryland		10	1-3	.333	0-0	.000	0-2	.000	0-0	0	0-0	0	2	0	1	2
	11-28	Massachusetts		8	3-3	1.000	0-0	.000	0-0	.000	2-0	2	0-0	1	0	0	2	6
	12-02	Indiana		8	1-4	.250	0-0	.000	0-0	.000	0-0	0	2-0	2	0	0	1	2
	12-06	Wis.-Green Bay		13	0-1	.000	0-0	.000	2-2	1.000	0-0	0	1-0	1	0	1	1	2
	12-09	Georgia Tech		15	4-6	.667	0-0	.000	0-0	.000	1-2	3	1-0	3	3	0	2	8
	12-16	Morehead State		16	3-5	.600	0-0	.000	1-2	.500	1-1	2	4-0	1	3	1	2	7
	12-19	Marshall		16	4-7	.571	0-1	.000	0-0	.000	0-1	1	3-0	2	0	0	1	8
	12-23	Louisville		9	0-1	.000	0-0	.000	0-0	.000	0-0	0	0-0	1	1	0	0	0
	12-27	Rider		16	1-5	.200	0-0	.000	0-2	.000	2-3	5	3-0	4	1	0	0	2
	12-29	Iona		20	5-6	.833	0-0	.000	0-0	.000	1-0	1	1-0	5	1	0	2	10
	01-03	South Carolina		8	0-2	.000	0-0	.000	0-0	.000	0-1	1	3-0	4	2	0	1	0
	01-06	Ole Miss		19	3-5	.600	0-0	.000	1-2	.500	2-5	7	0-0	3	6	0	2	7
	01-09	Miss State		12	1-4	.250	0-1	.000	2-2	1.000	1-0	1	4-0	0	0	0	2	4
	01-13	Tennessee		14	2-3	.667	0-0	.000	2-4	.500	1-0	1	1-0	1	0	0	3	6
	01-16	LSU	S	17	5-6	.833	0-0	.000	0-0	.000	0-1	1	3-0	3	1	1	3	10
	01-20	Texas Christian	S	25	4-5	.800	0-0	.000	5-8	.625	0-4	4	1-0	2	2	0	2	13
	01-24	Georgia	S	12	1-1	1.000	0-0	.000	1-1	1.000	0-1	1	5-1	1	4	0	0	3
	01-27	South Carolina	S	20	2-5	.400	1-1	1.000	0-0	.000	0-2	2	2-0	2	0	0	1	5
	02-03	Florida	S	23	4-5	.800	0-0	.000	0-0	.000	0-2	2	1-0	2	0	0	1	8
	02-07	Vanderbilt	S	13	0-2	.000	0-0	.000	0-0	.000	0-0	0	4-0	0	1	0	0	0
	02-11	Arkansas	S	13	0-2	.000	0-1	.000	0-0	.000	0-0	0	2-0	0	2	0	0	0
	02-14	Georgia	S	11	1-3	.333	0-0	.000	1-2	.500	0-0	0	2-0	0	2	0	0	3
	02-17	Tennessee		13	0-1	.000	0-0	.000	0-2	.000	0-1	1	1-0	2	1	0	0	0
	02-20	Alabama		11	3-5	.600	0-0	.000	0-0	.000	1-0	1	0-0	0	0	0	1	6
	02-24	Florida		12	4-6	.667	0-0	.000	2-2	1.000	2-6	8	1-0	3	1	0	0	10
	02-27	Auburn		11	2-4	.500	0-0	.000	4-4	1.000	0-1	1	3-0	4	1	0	2	8
	03-02	Vanderbilt		8	0-1	.000	0-0	.000	1-2	.500	0-1	1	0-0	1	0	0	3	1
	03-08	Florida		13	0-2	.000	0-0	.000	0-0	.000	1-1	2	0-0	2	2	0	0	0
	03-09	Arkansas		22	4-5	.800	0-0	.000	1-1	1.000	0-1	1	2-0	2	0	1	3	9
	03-10	Miss. State		11	2-4	.500	0-0	.000	0-0	.000	0-1	1	2-0	0	0	0	1	4
	03-14	San Jose St.		11	1-3	.333	0-0	.000	2-2	1.000	0-1	1	0-0	1	0	0	0	4
	03-16	Virginia Tech		2	0-1	.000	0-0	.000	0-0	.000	0-0	0	0-0	1	1	0	1	0
	03-21	Utah		13	3-4	.750	0-0	.000	0-0	.000	0-0	0	0-0	1	0	0	1	6
	03-23	Wake Forest		8	0-0	.000	0-0	.000	0-0	.000	0-0	0	2-0	0	0	0	0	0
	03-30	Massachusetts		6	1-2	.500	0-0	.000	0-0	.000	0-1	1	0-0	1	0	0	1	2
	TOTALS		35-8	459	65-122	.533	1-4	.250	25-40	.625	15-37	52	54-1	56	37	4	40	156


1998 NCAA DIVISION I
MEN'S BASKETBALL
CHAMPIONSHIP
NATIONAL CHAMPION

Staff

Head Coach Orlando "Tubby" Smith

Smith Makes History In First UK Season

How do you replace someone of near legendary status? How do you establish yourself as one of the top coaches nationally? And, how do you leave an indelible mark upon a tradition-rich program in your first season?

The answer to all of the above is...

Win a national championship.



Orlando "Tubby" Smith met the challenge of filling the big shoes of Rick Pitino when he guided the Wildcats to their seventh national championship in San Antonio last March.

Now, what does he do for an encore?

"Big dreams start with little dreams," Smith said. "We'll set the same goals this season that we set last season — improving each day as individuals and becoming the best team we can be every day we take the floor."

After all, this is Kentucky, where the expectations to compete for a national championship are always present. The head basketball coach's first job is to keep the Wildcat program purring.

"The program will roar if you're not careful," Smith said. "But we won't change our perspective and look past our immediate goals. We also won't live in the past. After all, it's just as tough to stay on top as it is to get on top."

Surely, even the most rabid Big Blue fans could not have expected the Cats to finish at the top of the basketball heap when the final horn sounded on March 30.

Not after the Cats had lost six players over two seasons to the NBA and other key players to graduation. Plus, UK had made the coaching change that brought Smith from Athens, Ga., to Lexington.

Smith took over a balanced roster loaded with role players and molded the group into a strong unit. But the title didn't come without a few bumps and bruises along the way.

An early loss to Arizona dampened expectations. Three losses at home, including a season-shocker to Louisville, shook up the home fans.

But after the Ole Miss home loss in February, Smith's team turned the corner. In the last two weeks of the season, UK won the Southeastern Conference Eastern Division title and the school's 39th SEC Championship. Kentucky completed regular-season play with a 12-point win at South Carolina on Senior Day without the help of starting forward Allen Edwards, who returned home following the death of his mother.

The following week, UK rolled through the SEC Tournament in Atlanta with big wins over Arkansas and South Carolina.

The Tubby Smith system of solid defense and superior rebounding — combined with his chess-match style of coaching — was on display.

As a No. 2 seed in the NCAA Tournament's South Region, UK cruised to the regional final with victories over South Carolina State, Saint Louis and UCLA. Then, only one team stood between Kentucky and a third consecutive trip to the Final Four — top-seeded Duke.

Head Coach Orlando "Tubby" Smith

The Blue Devils grabbed an 18-point lead in the first half and a 17-point lead midway through the second half. UK's first meeting with Duke since Christian Laettner's famous shot in '92 appeared to be over. But when Smith went to a smaller lineup to counter the quicker Duke players, the Cats stormed back and won, 86-84.

UK then rallied from a five-point deficit at halftime against Stanford in the national semifinals before winning in overtime, 86-85. Many pegged the contest as one of the most well coached games in the entire tournament.

Then two days later, Utah had not only outrebounded the Wildcats 24-6 in the first half, but led by 10, 41-31 at halftime. No team had ever come from behind by more than eight points in the championship game to win.

Until Kentucky. The Cats' game plan had worn out the Utes, and UK stormed back, winning 78-69.

Smith accomplished the unexpected. He led the Wildcats to their second title in three years. He had become the first coach since Cincinnati's Ed Jucker in 1961 to win the national title in his first year at a school. He was named National Coach of the Year by Basketball Weekly and Co-SEC Coach of the Year by The Associated Press. The New York Athletic Club presented Smith with the prestigious Winged Foot Award after the season.

And only eight months before, he was being introduced as the Wildcats' 20th coach in school history, taking the reins of the most high-profile basketball program in the country.

The native of Scotland, Md., was introduced as the Cats' new coach on May 12, 1997, six days after Pitino announced he was resigning to become the new coach of the NBA's Boston Celtics.

It was the perfect hire by UK athletics director C.M. Newton, who had just one name on his list.

"…I wanted to find someone who understood college athletics, someone who would be totally compliant with the NCAA and someone who would focus on academics as much as athletics,"



The Smith brothers drew the assignment of guarding each other when Saul (11) and the Wildcats traveled to Athens.

"I can see why C.M. hired Tubby. That was a great hire. He knew what he was getting."

COACH BOBBY CREMINS , GEORGIA TECH



The Smith Family (l-r): Saul, Brian, Tubby, Donna, and G.G.

THE SMITH FILE

Personal

Birthdate: June 30, 1951

Hometown:
Scotland, Maryland

Family: Wife Donna; Sons G.G. (21), Saul (19) and Brian (14)

Education

High School: Great Mills (Md.) High School (1969)

College: High Point (N.C.) College (1973)

Athletics

Prep: A two-sport letterwinner (basketball and track) at Great Mills H.S., where he was captain of his basketball team and won numerous awards and honors... Was an All-State performer.

College: A four-year letterwinner at High Point College from 1969-73... Was the team captain as a senior and co-captain as a junior... Was an All-Carolina Conference selection.

Smith's Coaching Record

Tulsa
1991-92.....17-13
1992-93.....15-14
1993-94.....23-8 (NCAA 16)
1994-95.....24-8 (NCAA 16)
Total.....79-43 (64.8%)

Georgia
1995-96.....21-10 (NCAA 16)
1996-97.....24-9 (NCAA 64)
Total.....45-19 (70.3%)

Kentucky
1997-98.....35-4 (NCAA Champs)

Career Coaching Record
Overall: 159-66 (70.7%) 7 years
SEC: 33-15 (68.8%)
NCAA:.....12-4 (75.0%)

Head Coach Orlando "Tubby" Smith

Smith's Coaching Career

1973-77: Head coach at Great Mills (Md.) High School... Four-year record of 46-36.

1977-79: Head coach at Hoke County (N.C.) High School... Two-year record of 28-18.

1979-86: Assistant coach at Virginia Commonwealth University... Seven-year tenure saw VCU record a 144-64 mark, three Sun Belt Conference titles and five NCAA Tournament appearances.

1986-89: Assistant coach at South Carolina... Three-year record of 55-35 and the school's first NCAA Tournament appearance in 15 seasons.

1989-91: Assistant and associate coach at Kentucky... Two-year record of 36-20, despite the program being on probation.

1991-95: Head coach at Tulsa... Compiled a 79-43 record in four years... In both 1994 and '95, the Golden Hurricane won Missouri Valley Conference regular-season titles, advanced to the Final 16 and Smith was named MVC Coach of the Year both times.

1995-97: Head coach at Georgia... Compiled a 45-19 record over two seasons and led the Bulldogs to their first NCAA Tournament appearance in five seasons, advancing to the '96 Final 16 where they were beaten at the buzzer by eventual national runner-up Syracuse and finished 21-10... The following year, his team won 24 games — the first time the school had recorded back-to-back 20-win campaigns — tying a school record for victories.

1998: Head coach at Kentucky... Compiled a 35-4 record en route to the school's seventh NCAA Championship... Also led UK to the SEC East, regular-season and tournament titles... He was named Co-SEC Coach of the Year by the AP and National Coach of the Year by Basketball Weekly.... Also won the Winged Foot Award from the New York Athletic Club.

Newton said at the time of Smith's hiring. "I believe... he will continue the winning ways that Coach Pitino re-established."

Smith had previously served with Pitino as a UK assistant coach for two seasons from 1989-91, before deciding to test the head coaching waters. His venture into the field was successful. He revived two average programs, Tulsa and Georgia, into NCAA title hopefuls.

Now, after winning the 1998 NCAA Championship, the 47-year-old Smith is one of the nation's most respected coaches. In seven years as a head coach, he has charted a 159-66 (70.7%) record, coaching teams to the last five NCAA Tournaments, including four Final-16 appearances.

Prior to coming to Kentucky, he spent two seasons at Georgia, where he coached the Bulldogs to a 45-19 (70.3%) record and the first back-to-back seasons of 20 wins or more in school history. Prior to Georgia, he coached four seasons at Tulsa, guiding the Golden Hurricane to Final 16 appearances his last two seasons.

The 1996-97 season at Georgia was one his best coaching efforts until the '98 championship campaign. After losing eight seniors and all five starters from the year before, Smith led the youthful Dawgs to a 24-9 record, equaling the school record for most wins in a season. UGA finished third in the SEC with a 10-6 record, just behind second-place Kentucky. And three of Georgia's nine losses came against the Wildcats in '97, including a 95-68 loss in the SEC Championship game.

"Tubby and I have become very close over the years and he's done an excellent job. He just has a way of making kids play hard."

COACH NOLAN RICHARDSON, ARKANSAS

Georgia finished the year ranked 17th in the final Associated Press poll and earned a No. 3 seed in the Southeast Regional. But the Bulldogs made an early exit, losing in the first round to upstart Chattanooga.

In Smith's first year in Athens, Georgia advanced to the Final 16, where his team lost to eventual runner-up Syracuse on a last-second shot. It was the Bulldogs' first NCAA Tournament appearance in five years. Smith's first SEC team finished the season 21-10 overall, 9-7 in league play, for a second-place finish in the Eastern Division. In the NCAA Tournament's opening round, UGA claimed a No. 8 seed and defeated No. 9 Clemson. The Dawgs then toppled No. 1 seed Purdue to advance to the West Regional semifinals, before losing to Jim Boeheim's Orangemen in what many labeled the best game of the 1996 tournament.

Before arriving in Georgia, Smith led Tulsa to a 79-43 (64.8%) record and won consecutive Missouri Valley Conference regular-season titles in 1994 and '95. When he took the reins of the Golden Hurricane in 1991, he had just five returning players. With a quick injection of new talent, he completed his first season by coaching Tulsa to the



Head Coach Orlando "Tubby" Smith

MVC Championship game, after finishing fourth during the regular season.

After a 15-14 record in 1993, Tulsa won more than 20 games in each of Smith's last two seasons, captured first-place honors in the MVC with identical 15-3 marks and made consecutive trips to the Sweet 16. He earned the MVC's Coach of the Year award in both 1994 and '95. In his final year at Tulsa, Smith led the Golden Hurricane to a 24-8 record, marking the third-highest victory total in school history, and a No. 15 ranking in the final CNN/USA Today poll.

However, his success as a collegiate head coach has been measured by his teams' performances in the NCAA Tournament. Smith's '94 Tulsa team upset UCLA in the tourney's first round before knocking off Oklahoma State in the next round. In '95, the Hurricane blew away Big-Ten power Illinois to open March Madness. Smith's success in postseason continued at Georgia, where he defeated Clemson to open the '96 tournament before upsetting the Boilermakers.

Much of his up-tempo style of play known as "Tubby Ball" — fast-breaking, pressure defense and three-point shooting — was learned at Kentucky, where he spent two years on Rick Pitino's staff. When Pitino took over the Wildcats' program in '89, he sought an assistant coach who knew the South, and one name continued to surface — Tubby Smith. Smith left his assistant coaching position at South Carolina and joined Pitino's first staff, which had the dubious honor of rebuilding a UK program that had been rocked by NCAA probation and player defections.

Faced with only eight scholarship student-athletes, none taller than 6-7, the staff molded the Cats into winners once again, exceeding expectations to record a 14-14 mark. The following year, with Smith promoted to associate coach and UK still on probation, the Wildcats earned a 22-6 record, a final ranking of ninth in The Associated Press poll, and an SEC-best 14-4 record.



Smith stresses family values to his team, a trait he learned from his parents, Guffrie and Parthenia, who attended the South Region finals last season.

The members of those first two staffs that Pitino assembled formed an impressive group of future head coaches. Smith served alongside Pittsburgh's Ralph Willard, North Carolina State's Herb Sendek, Florida's Billy Donovan and UK women's coach Bernadette Mattox while the Wildcats began the rebuilding effort that culminated with a national title in 1996.

Before coming to Kentucky in '89, Smith was an assistant coach for George Felton (now Smith's assistant at UK) at South Carolina, where the Gamecocks notched a 53-35 record during his three years. Previously, Smith served as assistant coach at Virginia Commonwealth for seven years, including six seasons under J.D. Barnett. In those seven seasons, VCU registered a 144-64 record, won three Sun Belt Conference Championships and made five NCAA Tournament appearances.

Smith began his coaching career at Great Mills High School in Great Mills, Md., where he was head coach for four years and compiled a 46-36 record. His next stop came at Hoke County High School in Raeford, N.C., where he recorded a 28-18 mark in two seasons.

A 1973 graduate of High Point (N.C.) College, Smith was an all-conference performer as a senior. He played under three different head coaches at High Point, including Barnett, and earned a Bachelor of Science degree in health and physical education.

Smith is the sixth of 17 children raised on a rural farm in southern Maryland. He and his wife Donna, have three sons: Orlando (G.G.), 21; Saul, 19; and Brian, 14. G.G. is a senior point guard at Georgia while Saul is a sophomore guard at Kentucky.



"I think that Kentucky's got the type of coach that players want to keep coming and working hard for in practice. He creates a family type atmosphere and I think that's why his teams have always gotten stronger as the season goes on."

COACH RON JIRSA, GEORGIA



Smith's Coaching Record Game-By-Game



Tubby Smith served two years as an assistant and associate coach at UK, from 1989-91.

TULSA

1991-92 (17-13)

Texas Christian	81-94
Brigham Young	86-102
Charleston Southern	91-46
Alabama-Birmingham	75-90
Arkansas	64-74
Oklahoma State	76-82
Southeast Louisiana	97-70
Northern Iowa	68-83
Drake	72-70
Northern Iowa	70-54
SW Missouri State	64-63
Illinois State	72-73
Indiana State	67-53
Creighton	80-65
Bradley	71-61
Illinois State	67-66
Baylor	59-73
SW Missouri State	74-78
Wichita State	70-66
Southern Illinois	66-74
Oral Roberts	78-62
Wichita State	74-60
Southern Illinois	68-74
Indiana State	60-74
Drake	85-82
Bradley	57-45
Creighton	81-71
Indiana State	77-65
Southern Illinois	82-79
SW Missouri State	68-71

1992-93 (15-14)

North Texas	101-70
Hawaii	68-63
Long Beach State	69-72
Hawaii	69-87
Oklahoma State	67-85
Oral Roberts	104-81
Virginia Commonwealth	66-67
Illinois State	74-61
Arkansas	87-101
Northern Iowa	66-75
Baylor	85-94
SW Missouri State	54-62
Bradley	66-43
Northern Iowa	66-61
Indiana State	89-84
SW Missouri State	77-74
Oral Roberts	103-69
Texas Christian	88-66
Wichita State	76-77
Drake	88-96
Creighton	70-63
Southern Illinois	77-70
Drake	95-82
Illinois State	63-72
Bradley	57-72
Creighton	69-66
Indiana State	74-86
Wichita State	80-63
Southern Illinois	80-106

1993-94 (23-8)

Houston Baptist	128-63
North Texas	72-62
Oral Roberts	94-74
SW Missouri State	66-56
Oklahoma State	61-73
Arkansas	91-93
Texas Tech	96-77
Oklahoma	76-95
Virginia Commonwealth	92-84
Bradley	77-78
Northern Iowa	75-62
Drake	115-98
Creighton	75-59
Southern Illinois	86-81
Indiana State	87-57
Illinois State	83-68
Drake	99-80
Bradley	64-69
Illinois State	56-61
Wichita State	79-64
Southern Illinois	88-70
Northern Iowa	69-63
SW Missouri State	71-66
Wichita State	89-51
Creighton	72-62
Indiana State	79-56
Drake	91-82
Northern Iowa	73-79
UCLA (NCAA)	112-102
Oklahoma State (NCAA)	82-80
Arkansas (NCAA)	84-103

1994-95 (24-8)

Texas-San Antonio	77-57
Oklahoma State	88-93
Oral Roberts	99-54
Drake	93-76
Arkansas	63-82
Creighton	80-65
Northern Iowa	85-53
Texas Christian	107-95
Oklahoma	61-76
Wichita State	79-52
Evansville	72-66
Southern Illinois	67-65
Illinois State	79-95
Bradley	73-53
SW Missouri State	71-54
Creighton	67-54
Southern Illinois	71-72
Western Kentucky	70-68
New Mexico State	85-67
Drake	53-60
Evansville	64-54
SW Missouri State	69-59
Indiana State	79-66
Wichita State	67-58
Bradley	74-68
Northern Iowa	90-75
Wichita State	77-63
Bradley	89-80
Southern Illinois	62-77
Illinois (NCAA)	68-62
Old Dominion (NCAA)	64-52
Massachusetts (NCAA)	51-76

GEORGIA

1995-96 (21-10)

Georgia Southern	88-44
Western Carolina	91-71
Pittsburgh	85-66
North Carolina	74-85
Winthrop	81-56
Georgia Tech	94-70
Virginia Tech	85-72
Central Florida	103-54
Mercer	95-68
Jacksonville	86-59
Mississippi	74-38
South Carolina	73-85
Auburn	86-89
Florida	71-46
Tennessee	62-67
Kentucky	77-82
Vanderbilt	62-66
Mississippi State	73-76
Tennessee	68-49
LSU	85-82
Alabama	68-55
Kentucky	73-86
Vanderbilt	77-68
Arkansas	71-59
Florida	86-70
South Carolina	88-73
Tennessee	74-63
Mississippi State	68-86
Clemson (NCAA)	81-74
Purdue (NCAA)	76-69
Syracuse (NCAA)	81-83

1996-97 (24-9)

Furman	91-67
Georgia State	85-47
Georgia Southern	90-56
Georgia Tech	61-62
Appalachian State	85-67
Virginia Tech	60-57
East Carolina	73-60
Brigham Young	84-65
Colorado	62-52
Washington State	64-61
Memphis	70-68
Maryland	73-65
Mississippi	66-73
Vanderbilt	61-53
Kentucky	65-86
South Carolina	71-82
Florida	77-70
Auburn	53-48
Tennessee	63-50
Kentucky	57-82
Alabama	83-74
Mississippi State	56-54
South Carolina	77-74
Arkansas	74-79
Vanderbilt	80-86
Louisiana State	82-59
Florida	88-76
Tennessee	69-55
Louisiana State	75-54
Arkansas	65-63
South Carolina	78-63
Kentucky	68-95
UT-Chattanooga (NCAA)	70-73

KENTUCKY

1997-98 (35-4)

Morehead State	88-49
George Washington	70-55
Arizona	74-89
Missouri	77-55
Clemson	76-61
Purdue	89-75
Indiana	75-72
Canisius	81-54
Georgia Tech	85-71
Tulsa	74-53
American	75-52
Louisville	76-79
Ohio	95-58
Vanderbilt	71-62
Georgia	90-79
Mississippi State	77-71
South Carolina	91-70
Arkansas	*80-77
Alabama	70-67
Tennessee	85-67
Vanderbilt	63-61
Florida	78-86
LSU	63-61
Villanova	79-63
Tennessee	80-74
Ole Miss	64-73
Florida	79-54
Georgia	85-74
Auburn	83-58
South Carolina	69-57
Alabama	82-71
Arkansas	99-74
South Carolina	86-56
S. C. State (NCAA)	82-67
Saint Louis (NCAA)	88-61
UCLA (NCAA)	94-68
Duke (NCAA)	86-84
Stanford (NCAA)	*86-85
Utah (NCAA)	78-69

Smith's Record vs. Opponents

Alabama	4-0
Alabama-Birmingham	0-1
American	1-0
Appalachian State	1-0
Arizona	0-1
Arkansas	4-6
Auburn	2-1
Baylor	0-2
Bradley	6-3
BYU	1-1
Canisius	1-0
Central Florida	1-0
Charleston Southern	1-0
Clemson	2-0
Colorado	1-0
Creighton	8-0
Drake	7-2
Duke	1-0
East Carolina	1-0
Evansville	2-0
Florida	5-1
Furman	1-0
George Washington	1-0
Georgia	2-0
Georgia Southern	2-0
Georgia State	1-0
Georgia Tech	2-1
Hawaii	1-1
Houston Baptist	1-0
Illinois	1-0
Illinois State	3-4
Indiana	1-0
Indiana State	6-2
Jacksonville	1-0
Kentucky	0-5
Long Beach State	0-1
LSU	4-0
Louisville	0-1
Maryland	1-0
Massachusetts	0-1
Memphis	1-0
Mercer	1-0
Mississippi	1-2
Mississippi State	2-2
Missouri	1-0
Morehead State	1-0
New Mexico State	1-0
North Carolina	0-1
North Texas	2-0
Northern Iowa	6-3
Ohio	1-0
Oklahoma	0-2
Oklahoma State	1-4
Old Dominion	1-0
Oral Roberts	5-0
Pittsburgh	1-0
Purdue	2-0
Saint Louis	1-0
Southern Illinois	5-5
South Carolina	6-2
South Carolina State	1-0
Southeast Louisiana	1-0
SW Missouri State	6-3
Stanford	1-0
Syracuse	0-1
Tennessee	6-1
UT-Chattanooga	0-1
Texas Christian	2-1
Texas Tech	1-0
Texas-San Antonio	1-0
Tulsa	1-0
UCLA	2-0
Utah	1-0
Vanderbilt	4-2
Villanova	1-0
Virginia Commonwealth	1-1
Virginia Tech	2-0
Washington State	1-0
Western Carolina	1-0
Western Kentucky	1-0
Wichita State	8-1
Winthrop	1-0
TOTALS	159-66

Assistant Coach George Felton

Felton on Kentucky Basketball...

"With Kentucky basketball, the fans expect the very best, a tradition that expands decades of loyalty, a pronounced edge in performance and an extraordinary commitment and attitude for all involved in the Bluegrass State."



Felton on Coaching...

"The game of basketball has allowed me to watch and participate at every level and to see the world in a special way. More importantly, it is the sharing of dreams and goals of the youth of tomorrow, which is a pursuit that never ends."

George Felton is in his second season as an assistant coach at Kentucky. He assists with on-floor coaching and off-campus recruiting.

Felton, a former head coach at South Carolina, left his assistant coach's position at Oregon State to reunite with Smith. Smith had assisted Felton from 1986-89 when Felton was the head coach at USC. Smith left the Gamecocks' program in 1989 to join Coach Rick Pitino as an assistant on Pitino's first Kentucky staff.



As coach of the Gamecocks from 1986-91, Felton never had a losing season, compiling an 87-62 record. In 1988-89, he coached USC to a 19-11 record overall, 8-4 in the Metro Conference, and the school's first berth in the NCAA Tournament in 15 seasons. He left his alma mater after the Gamecocks posted a 20-13 record and earned an appearance in the NIT in 1990-91.

After leaving South Carolina, the 45-year-old native of the Bronx, N.Y., returned for one season to Georgia Tech, where he had been an assistant and an associate head coach under Bobby Cremins from 1981-86. From 1992-95, he served as an assistant at St. John's before leaving the Red Storm for Oregon State.

Felton, a tireless recruiter, has been credited with recruiting such stars as Mark Price, Tom Hammonds and John Salley at Georgia Tech, as well as Jo Jo English, Jamie Watson and Brent Price at South Carolina. All went on to careers in the NBA. He also recruited Felipe Lopez and Zendon Hamilton to St. John's and Corey Benjamin to Oregon State.

Felton began his coaching career in 1976 as an assistant coach at Appalachian State while earning his master's degree.

Felton is married to Brenda Craven of Greensboro, N.C., and they have 10-year-old twin sons, Larry and Bobby, and a 10-year-old son Jeremy.

George Felton never had a losing season as head coach for five years at South Carolina.

THE FELTON FILE

Personal

Full Name: George Francis Felton
Birthdate: Dec. 28, 1952
Hometown: Bronx, N.Y.
High School: All Hallows High School
College: South Carolina
Year Graduated: 1975
Sports Played: Basketball
Post-Graduate Degree: Master's (Appalachian State '83)

Coaching Career

1976-77 .....Appalachian State
Assistant Coach

1977-79 .....North Carolina A&T
Assistant Coach

1979-81 .....East Carolina
Assistant Coach

1981-83 .....Georgia Tech
Assistant Coach

1984-86 .....Georgia Tech
Associate Coach

1986-91 .....South Carolina
Head Coach

1986-87.....15-14
1987-88.....19-10
1988-89.....19-11 (NCAA)
1989-90.....14-14
1990-91.....20-13 (NIT)
Totals 87-62

1991-92 .....Georgia Tech
Graduate Assistant Coach

1992-95 .....St. John's
Assistant Coach

1995-97 .....Oregon State
Assistant Coach

1997-present.....Kentucky
Assistant Coach

Assistant Coach Shawn Finney

THE FINNEY FILE

Personal

Full Name: David Shawn Finney
Birthdate: Sept. 20, 1962
Hometown: Mullens, W.Va.
High School: Mullens
College: Fairmont State
Year Graduated: 1985
Sports Played: Basketball
Post-Graduate Degree: Master's (Tulsa '92)

Coaching Career

1985-86 .....Garrett Community College
Assistant Coach
1986-87 .....Pikeville College
Assistant Coach
1987-90 .....Randolph-Macon College
Assistant Coach
1990-95 .....Tulsa
Assistant Coach
1995-97 .....Georgia
Assistant Coach
1997-present .....Kentucky
Assistant Coach

Finney on Kentucky Basketball...

"For me, this was an opportunity of a lifetime. I've had the chance to work every level of college basketball — small college, major, mid-major and now with a top-five program. For me, it's an honor, because Kentucky basketball sets the benchmark for all other programs because of its tradition, its commitment to excellence and its tremendous fan support."



Finney on Coaching...

"I love working with young men and developing relationships, and coaching provides me that opportunity. And it's especially gratifying to watch these young men grow and mature, especially for those players who were not expected to compete academically at this level."

Shawn Finney is in his second season at Kentucky as an assistant coach. He assists with on-floor coaching duties as well as off-campus recruiting.



This is Shawn Finney's second coaching stop in the Bluegrass. The West Virginia native coached at Pikeville College during the 1987 season.

Finney, a 1985 graduate of Fairmont State, has assisted Smith for the past six years. He served as a part-time assistant coach for three years at Tulsa before being promoted to a full-time assistant coach during the 1994-95 season with the Golden Hurricane. He held the same title at Georgia in 1996 and 1997. He was a member of the Tulsa staff that guided the squad to consecutive Sweet 16 berths prior to Smith's departure for Georgia. At Georgia, he assisted the Bulldogs' advancement to the NCAA Tournament in 1996, the school's first NCAA appearance in five years. Georgia reappeared in the tournament in 1997, its first back-to-back 20-win seasons in school history.

A native of Mullens, W.Va., Finney also has Kentucky ties. After starting his coaching career as an assistant coach at Garrett Community College in Maryland, he served as an assistant coach at Pikeville (Ky.) College during the 1986-87 season, when the Bears recorded a 21-10 record. The next three years, he worked as an assistant coach at Randolph-Macon College in Ashland, Va., before moving on to Tulsa in 1990 under J.D. Barnett.

After Barnett left Tulsa, Finney was retained as a member of Tubby Smith's first coaching staff.

Finney, 36, played two seasons at Garrett Community College before finishing his basketball career as a starting guard his senior season at Fairmont State.

Finney is single.

Assistant Coach Mike Sutton

Sutton on Kentucky Basketball...

"I think Kentucky basketball is so special because everyone has such an interest in the program all the time. Whether it's recruiting, player development, the schedule or just game-to-game speculation, someone is always thinking about the Wildcats. That is why the program holds such a special place at the top of college basketball."



Sutton on Coaching...

"It's teaching the student-athletes how to improve and become better players. In coaching, it is so rewarding to see the young talent mature, both collectively and individually."

Mike Sutton is in his second season as an assistant coach at Kentucky. He assists with on-floor coaching and recruiting.

Sutton, a 1978 graduate of East Carolina, has been with Smith for the past four seasons, one at Tulsa, two at Georgia and one at Kentucky. But his 25-year coaching background has crossed paths with Smith on numerous occasions, at both the high school and college levels.

Sutton, 42, began coaching as an assistant at his prep alma mater, D. H. Conley High School, while attending East Carolina. After spending the 1978-79 season as an assistant coach at Lees-McRae (N.C.) Junior College, he was hired by Smith as an assistant for the 1979-80 season at Hoke County High School in Raeford, N.C. Before the season began, Smith left for an assistant's position at Virginia Commonwealth, leaving Sutton behind, but only temporarily. The next year, the two were reunited as assistants at VCU, helping the Rams advance to the 1981 NCAA Tournament.

Sutton then left the collegiate ranks and became head coach at Meadowbrook High School in Richmond, Va., taking over a downtrodden program that had tallied a 1-19 record the previous season.

He turned the program around during his 13-year career from 1981-94, leading the team to the Class AAA State Championship in his final season. His coaching effort earned him The Associated Press Coach of the Year award for 1993-94. He compiled a 176-122 record at Meadowbrook before re-joining Smith at Tulsa. Including Kentucky, this is his fifth coaching stop with Smith.

An avid golfer, Sutton is married to Karen Wasko of Bethel Park, Pa., and they have two children, Kelly (27) and Scott (25).



For Mike Sutton, UK is his fifth coaching stop with Tubby Smith. The duo has also coached together at Hoke County (N.C.) High School, Virginia Commonwealth, Tulsa and Georgia.

THE SUTTON FILE

Personal

Full Name: Michael Glenn Sutton
Birthdate: March 21, 1956
Hometown: Greenville, N.C.
High School: D.H. Conley
College: East Carolina
Year Graduated: 1978
Post-Graduate Degree: Master's (Appalachian State '79)

Coaching Career

1975-78.....D.H. Conley High School (Greenville, N.C.)
Assistant Coach

1978-79.....Lees-McRae Junior College
Assistant Coach

1979-80.....Hoke County High School (Raeford, N.C.)
Assistant Coach

1980-81.....Virginia Commonwealth
Assistant Coach

1981-94.....Meadowbrook High School (Richmond, Va.)
Head Coach

1994-95.....Tulsa
Assistant Coach

1995-97.....Georgia
Assistant Coach

1997-present.....Kentucky
Assistant Coach

Strength and Conditioning Coach Tom Boyd

THE BOYD FILE

Personal

Full Name: Thomas Adams Boyd
Birthdate: Feb. 10, 1967
Hometown: Lexington, Ky.
High School: Bryan Station
College: Kentucky
Year Graduated: 1993
Sport Played: Soccer at Transylvania

Coaching Career

1992-93 .....Kentucky
Strength and Conditioning Intern
1993-95 .....Kentucky
Assistant Strength and Conditioning Coach
1995-97 .....Bradley
Strength and Conditioning Coach
1997-present .....Kentucky
Strength and Conditioning Coach



Lexington native Tom Boyd begins his second season as strength and conditioning coach for the men's basketball program at Kentucky.

Before joining the staff at Kentucky, Boyd served two years as strength and conditioning coach for Bradley University, where he was in charge of 14 varsity sports, including men's basketball. At UK, he handles all strength and conditioning training for the men's basketball program and coordinates those same efforts with the women's team.

Boyd, 31, served as an intern one year for former UK strength coach Shaun Brown before being promoted to assistant UK strength coach in 1993, a position he held for two seasons.

He also worked with the UK volleyball, gymnastics, tennis and golf teams. The former Bryan Station High School graduate attended Transylvania University for three years, where he lettered in soccer before earning his degree from UK in 1993.

Boyd is married to Maura Schoshinski from Garnett Park, Md. They have two sons — 2-year-old, Thomas Robert and infant Colin Patrick.

Equipment Manager Bill Keightley

THE KEIGHTLEY FILE

Personal

Full Name: William Bond Keightley
Birthdate: December 17, 1926
Hometown: Lawrenceburg, Ky.
High School: Kavanaugh High
Sport Played: Basketball
Military Career: Marine Corps, Veteran of WW II

UK Career

1962-1972.....Assistant Equipment Manager under George Hukle
1972-present.....Equipment Manager



Affectionately known as "Mr. Wildcat," Bill Keightley has been associated with the Wildcats basketball program since 1962.

Keightley, who mans the "Bill Keightley Equipment Room" in Memorial Coliseum, is as much a fixture around UK basketball as the seven national championship trophies on display in the Coliseum's office foyer.

He now has served under five UK head coaches — Adolph Rupp, Joe B. Hall, Eddie Sutton, Rick Pitino and Orlando "Tubby" Smith.

In 1997, UK honored Keightley with a retired jersey in his honor. He joins veteran broadcaster Cawood Ledford as the only non-player or coach to have his jersey retired at UK.

Keightley graduated from Kavanaugh High School in Lawrenceburg and is a retired U. S. Postal Service carrier and veteran of the Marine Corps in WWII. The avid Cincinnati Reds fan is married to the former Hazel Robinson of Lawrenceburg. The Keightleys have one daughter, Karen, who works in the University's veterinary science department.

Support Staff



David Kindy

Athletics Trainer

David Kindy was named the Wildcats' new athletics trainer on July 31, replacing Eddie Jamiel, who resigned following the 1998 season.

Kindy, a native of New York City, served as the head athletics trainer for men's basketball at Auburn for the last three seasons. He also worked for two years (1993-95) at Wyoming, serving in the same position for men's basketball while assisting with football.

The 30-year-old Kindy is a 1991 graduate of Florida State and received his master's degree from Michigan State in 1993. He worked as a student athletics trainer at Florida State and as a graduate assistant at Michigan State. He worked two summers as an athletics trainer for the Miami Dolphins.

He is married to Jill Bigman Kindy of Bloomfield Hills, Mich.



Simeon Mars

Administrative Assistant

Simeon Mars is in his third season with the UK basketball office staff. Mars handles various administrative duties assigned by the coaching staff.

Mars had previously served as the head basketball coach at Eastern School of Commerce in Toronto, Ontario. In four seasons he won two Ontario Golden Ball titles, provincial titles which are equivalent to state championships in the U.S. He compiled a 140-21 record at Eastern, including a perfect 44-0 campaign in 1994-95. He also coached current UK Wildcat Jamaal Magloire.

Before assuming head coaching duties at Eastern, Mars, who also served as an academic counselor, was an assistant coach there for five years. He earned his undergraduate degree in sociology from Bishops University in Quebec in 1983.



Brooks Downing

Associate Media Relations Director

Brooks Downing is in his fourth season with the UK Athletics Association. After serving as Assistant Media Relations Director his first two years, Downing was promoted to Associate Director. His primary responsibility is all media relations duties for the mens' basketball team.

Downing authored two books following the 1998 season. "A Dream Come True" with Cameron Mills, was a story of Mills' triumphs and tribulations as a UK basketball player and his Christian faith that carried him through. "The 1998 UK National Championship" book, co-authored with Tony Neely, recapped the Wildcats' trek to a seventh national title.

In 1997, his men's basketball media guide was rated "Best in the Nation" by the College Sports Information Directors Association (CoSIDA).

The Lexington native joined the UK staff after serving as the Sports Information Director for the Kentucky High School Athletic Association for three years. Before joining the KHSAA, he worked two years for the legendary "Voice of the Wildcats," Cawood Ledford. With Ledford's production company, Downing served as the assistant editor for "Cawood on the Cats," and as a producer for Ledford's numerous radio and TV programs.

A 1988 graduate of UK, he began his career in media relations as an intern with the UK athletics department.

Downing, 34, also served as a high school and college football official for 11 seasons, working the 1994 NAIA National Championship game.

He is married to Cassandra Compton Downing of Georgetown, Ky.



Marta McMackin

Administrative Assistant

Marta McMackin is one of the more familiar faces around the Kentucky basketball office, having been on the staff for 21 years. She has worked for Joe B. Hall, Eddie Sutton, Rick Pitino and now Tubby Smith.

A native of Ironton, Ohio, McMackin attended Morehead State University and UK. She and husband Ron have three sons — Ron 35, Rick 33 and Rodd 29, and one grandson Michael 6.



Meredith Nelson

Staff Support Assistant

Meredith Nelson is in her second season as a member of the UK basketball office staff as a staff assistant and receptionist. She is a 1996 graduate of the University of Kentucky in American Studies.

Nelson, 24, is a native of Auburn, Ala., and enjoys participating in league soccer. In the fall of '98, she was a featured actress in a local play "The Monogamist" at the Actors Guild in Lexington. She had previously participated in a number of plays as an actress and director throughout high school.



1998-99 UK TEAM MANAGERS

Front Row: Aaron Howard, Zach Goines, Dan McHale.
Back Row: Anthony Summers, Jason Seamands, Equipment Manager Bill Keightley, Kevin Murphy.

Support Staff



Leon Smith

Special Assistant

Leon Smith is in his second season as a special assistant in the UK basketball office. His duties include assisting in the daily operations of the men's program and assisting with administrative duties assigned by Coach Tubby Smith.

Smith is a familiar face around the UK Athletics Association. The 26-year-old was a football letterwinner for the Wildcats for four seasons, from 1992-95. The wide receiver saw action in 24 games, catching 31 passes for 424 yards and two touchdowns. His best season was his junior year of 1994, when he led the team in receiving with 27 receptions for 375 yards.

Smith, a native of Louisville, won numerous awards, including the CFA and SEC's "Good Works Team" honor. He also participated in various community projects and outreach programs while earning a degree in social work.

In high school, the all-state selection attended Louisville Trinity where his football team won a state record 50 consecutive games, including three Class 4A state titles during his career.

Smith will earn his master's degree in kinesiology and health promotions in May.



Chris Rounds

Assistant Strength Coach

Chris Rounds is in his second season as assistant strength coach for the UK basketball program. He oversees the strength and conditioning of the UK women's basketball program while assisting with the men's team.

Rounds, 26, graduated from the University of Buffalo in 1997 and began an internship with the UK strength and conditioning program in May of '97. Three months later, following the change in coaching staffs at Kentucky, Rounds was promoted to his current position. At Buffalo, he earned his degree in exercise science. At UK, he is pursuing his master's degree in exercise physiology.

Rounds is a native of Quincy, Ill., but spent 10 years as a resident of Chestnut Ridge, N.Y. He is single.



David Combs

Video Director

David Combs is in his 15th year as Video Director for the University of Kentucky Athletics Association.

Combs, a native of Bay City, Mich., is responsible for coaching films and video operations of the UKAA. He also works with the UK Athletics Media Relations Office on a weekly basis during the year producing and distributing video of game highlights, press conferences and interviews.

In addition to his duties for UK, Combs freelances for NFL Films, for which he has shot footage for highlight films and commercials. He boasts the honor of shooting the main footage of Reebok's 1994 Super Bowl commercial featuring Emmitt Smith.

Combs earned his undergraduate degree in telecommunications and marketing from the University of Kentucky in 1984. As a student, he worked as cinematographer and editor of game films for the UK coaching staff.

Following graduation, Combs served as a TV-film producer/director for the UK Office of Instructional Resources with his primary responsibility of serving the UKAA. He transferred to athletics in August of 1989 as Sports Video Director.

Combs is married to Charlotte Preece Combs of Paintsville. They have two sons — Zachary (6) and Luke (1).



Gary Foxworth

Coaching Video Coordinator

Gary Foxworth is in his third year with the UK Sports Video Department.

Foxworth joined UK from Eastern Kentucky University, where he was the production manager for the school's media resources department. He supervised the school's television needs and also handled the broadcast production of EKU's football and basketball games. In addition, Foxworth helped EKU win several government grants and was the technical director and videographer for federal and state television productions. He earned a degree in broadcasting from EKU in 1989. He was a student assistant for two years in the media resources department before joining the staff full-time upon his graduation.

Foxworth is a native of Lexington and a graduate of Lafayette High School. He and his wife, Kimber, have a two-year-old son, Austin, and an infant daughter, Jessica Ann.



Barbara Osborne

Ticket Manager

Barbara Osborne is in her 23rd year with the University of Kentucky Athletics Association.

Osborne, a native of Flatwoods, was named Ticket Manager for the UKAA in October of 1987. She had served as Assistant Ticket Manager since 1984 and began her employment with UKAA as secretary to Frank Ham of the Blue-White Fund office in December, 1975.

In addition to handling all UK ticket sales, Osborne also has coordinated ticket sales for seven NCAA tournaments, including three final fours, several NCAA and SEC Tournaments held in Lexington and UK's Peach Bowl trip in 1993. She graduated from Russell High School in 1971 and earned an associate degree from Ashland Community College. She is married to Dave Osborne.

UK Athletics Medical Staff



Dr. David Caborn
Orthopedic Consultant



Dr. Kim Clawson
General Medical Consultant



Dr. Darren Johnson
Orthopedic Consultant



Dr. John Perrine
Medical Director



Dr. H. Spencer Turner
Administrative Head

Opponents



NCAA/SEC Tournament Brackets

1999 NCAA TOURNAMENT · FINAL FOUR · TROPICANA FIELD · ST. PETERSBURG, FLORIDA



South Region 1st/2nd Round Sites = Indianapolis, Ind. & Orlando, Fla.
West Region 1st/2nd Round Sites = Seattle, Wash. & Denver, Colo.

East Region 1st/2nd Round Sites = Boston, Mass. & Charlotte, N.C.
Midwest Region 1st/2nd Round Sites = Milwaukee, Wis. & New Orleans, La.

1999 SEC TOURNAMENT · GEORGIA DOME · ATLANTA, GEORGIA

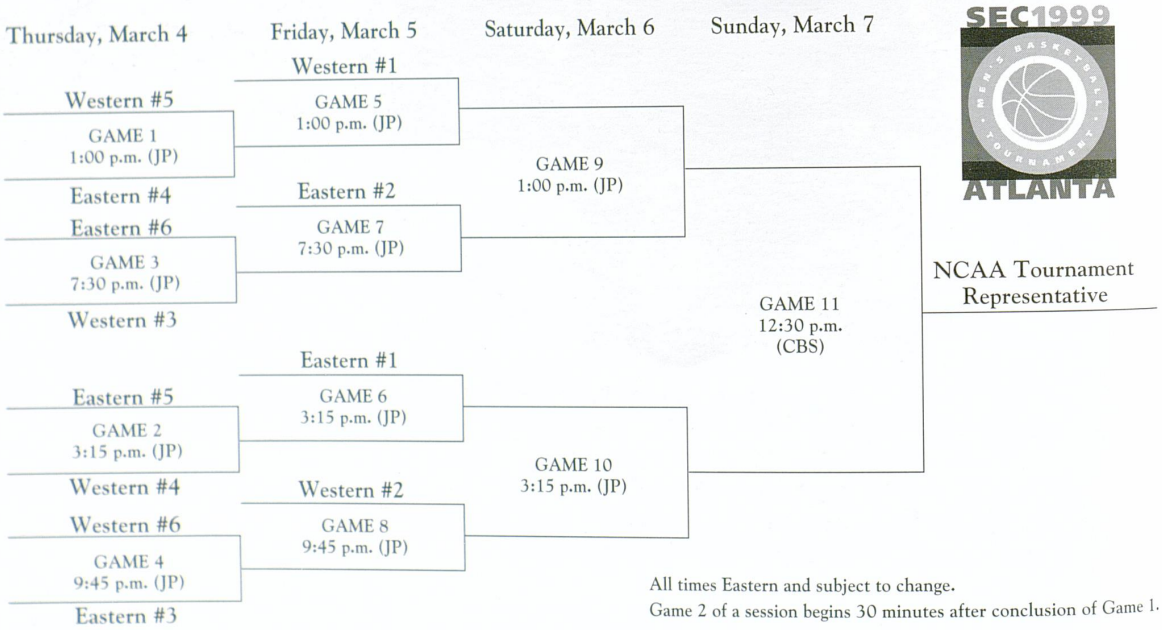

All times Eastern and subject to change.
Game 2 of a session begins 30 minutes after conclusion of Game 1.

UK's Travel Headquarters

Puerto Rico Shootout
Westin - Rio Mar
6000 Rio Mar
Rio Grande, Puerto Rico 00745
787-888-6000

Kansas
Great Eight–Chicago
Hyatt Regency O'Hare
9300 W. Bryn Mawr Ave.
Rosemont, IL 60018
847-696-1234

Indiana
Louisville
Executive Inn
978 Phillips Lane
Louisville, KY 40209-1399
502-367-6161
800-222-8284

Georgia Tech
Delta Airlines Classic
Hyatt Regency Peachtree
265 Peachtree St., NE
Atlanta, GA 30303
404-577-1234

Duke
Jimmy V. Classic–Meadowlands
Hyatt - Park Avenue at
Grand Central
East 42nd St.
Park Avenue & Lexington
New York, NY 10017
212-883-1234

South Carolina
Adams Mark
1200 Hampton St.
Columbia, SC 29201
803-771-7000

Vanderbilt
Renaissance Nashville Hotel
611 Commerce St.
Nashville, TN 37203-3725
615-255-8400

Ole Miss
Downtown Inn
400 N. Lamar
Oxford, MS 38655
601-234-3031

Georgia
Holiday Inn
197 E. Broad St.
Athens, GA
706-549-4433

Florida
University Centre Hotel
1535 S.W. Archer Rd.
Gainesville, FL 32608
352-371-3333

Alabama
Four Points Hotel/Sheraton
240 Bryant Ave.
Tuscaloosa, AL 35487-0388
800-477-2262

Arkansas
Clarion Hotel
1255 Shiloh Drive
Fayetteville, AR 72701
501-521-1166
800-223-7275

Tennessee
Hyatt Regency
500 Hill Ave.
Knoxville, TN 37915
423-637-1234

SEC Tournament
Hyatt Regency - Atlanta
265 Peachtree St. NE
Atlanta, GA 30303
404-577-1234
404-588-4137



1998 Puerto Rico Shootout

Puerto Rico Shootout
Bayamone, Puerto Rico
November 26-28, 1998

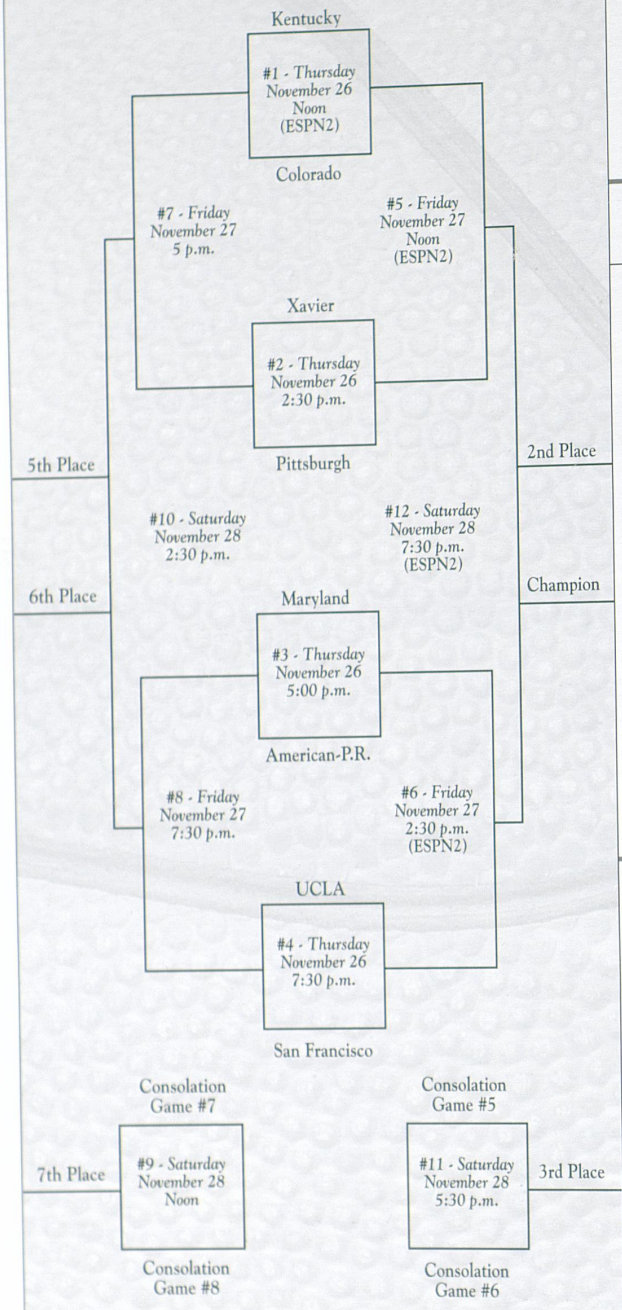

All games Puerto Rican time.

Games subject to change due to television coverage.

Colorado


Ricardo Patton


Jamahl Mosley


Kenny Price

Nov. 26-28, 1998
Puerto Rico Shootout

GENERAL INFORMATION
Location: BOULDER, COLO
Enrollment: 24,622
Colors: SILVER, GOLD & BLACK
Founded: 1876
Nickname: BUFFALOES
NCAA Division/Conference: DIVISION I-A/BIG 12
Arena (Capacity): COORS EVENTS/ CONFERENCE CENTER (11,076)
All-Time Record In Arena: 179-90 (.665)

UNIVERSITY PERSONNEL
President: Dr. John Buechner (Wooster '56)
Phone: (303) 492-6201
Athletic Director: Richard Tharp (DePauw '70)
Phone: (303) 492-7930
Athletic Department Phone: (303) 492-7930
Ticket Office Phone: (303) 492-8337

MEDIA INFORMATION
SID Office Phone: (303) 492-5626
SID: David Plati
Home Phone: (303) 494-0445
Basketball Contact: Ollie Kirkpatrick
Home Phone: (303) 333-5285
E-mail: kirkpatr@moonshine.colorado.edu
Web Page: buffaloes.colorado.edu
SID Fax: (303) 492-3811
Press Row Phone: (303) 492-5626, 2-1552
Mailing Address: Campus Box 357, Boulder, CO 80309
Fax-on-Demand: (800) 300-2050
Passcode: 1212
Release: 1510
Stats: 1515
Last box score: 1512

COACHING STAFF
Head Coach: Ricardo Patton (Belmont '80)
Overall Record: 39-33 (.355, 3 years)
NCAA Appearances: 1
NIT Appearances: 0
School Record: 39-33 (.355, 3 years)
NCAA Appearances: 1
NIT Appearances: 0
Office Phone: (303) 492-6877
Best Time to Call: Contact S.I.D.
Assistant Coaches: Terry Dunn (Northern Colorado '77), David Moe (Texas Lutheran '86), Aki Collins (Clark Atlanta '97)

SERIES INFORMATION
Series Record: 0-0
Series Record in Lexington: 0-0
Series Record in Boulder: 0-0
Series Record at Neutral Sites: 0-0
Coach Patton's Record Against UK: 0-0

1998-99 ROSTER

NO	NAME	POS	HT	WT	CL	PPG	RPG	HOMETOWN/HS/JuCo
3	Kenny Pirce	G	6-4	190	Sr.	14.5	4.4	Springfield, Mo./Westark C.C.
4	Jaquay Walls	G	6-3	180	Jr.	14.3	—	Brooklyn, NY/Compton C.C.
5	Jamahl Mosley	F	6-8	225	So.	4.4	4.0	Vista, Calif./Rancho Buena Vista
10	Will Smith	F	6-6	206	Jr.	5.5	2.6	Memphis, Tenn./Hamilton
11	Kyle Williams	G	6-6	187	Fr.	21.2	—	Burlington, NJ/Burlington City
12	Jose Winston	G	6-0	180	Fr.	11.0	—	Milwaukee, Wis./Vincent
13	Josh Townsend	G	6-2	182	Sr.	1.2	0.2	Littleton, Colo./Columbine
21	Carlton Carter	F	6-10	205	Fr.	16.0	12.0	Trenton, N.J./Solebury Acad.
23	Ernest Renfroe	F	6-7	220	So.	2.2	1.4	Memphis, Tenn./Hillcrest
24	Nick Mohr	G	6-4	180	Fr.	18.7	4.9	Littleton, Colo./Columbine
31	Dwight Jones	G	5-11	190	Sr.	4.0	1.2	Beaufort, N.C./Dodge City C.C
32	Tyron Manlove	G/F	6-4	210	So.*	18.9	9.2	Portland, Ore./Wilson
42	Aki Thomas	G	6-8	205	So.	4.4	2.3	New York, N.Y./Manhattan Ctr.

*Redshirted 1997-98

1997-98 RESULTS
RECORD: 13-14 (7-9, tied 7th Big 12)

PLAYERS RETURNING
2 Starters: Price, Smith
5 Lettermen: Mosley, Thomas, Jones, Renfroe, Townsend

PLAYERS LOST
3 Starters Lost: Ronnie DeGray (12.2 ppg), Marlon Hughes (9.8 ppg), Charlie Melvin (10.9 ppg)
1 Letterman: Howard Frier

NEWCOMERS
7 Newcomers: Carter, Manlove, Mohr, Ryan, Walls, Williams, Winston

American-Puerto Rico did not provide team information.

Pittsburgh


Ralph Willard


Vonteego Cummings


Isaac Hawkins

Nov. 26-28, 1998
Puerto Rico Shootout

GENERAL INFORMATION
Location: PITTSBURGH, PA.
Enrollment: 31,776
Colors: BLUE & GOLD
Founded: 1787
Nickname: PANTHERS
NCAA Division/Conference: DIVISION I/BIG EAST
Arena (Capacity): FITZGERALD FIELD HOUSE (6,798)/CIVIC ARENA (17,159)

UNIVERSITY PERSONNEL
President: Mark A. Nordenberg (Theil '70)
Phone: (423) 624-4200
Athletic Director: Steven C. Pederson (Nebraska '80)
Phone: (412) 648-8230
Athletic Department Phone: (412) 648-8200
Ticket Office Phone: (412) 648-8300

MEDIA INFORMATION
SID Office Phone: (412) 648-8240
SID: E.J. Borghetti
Home Phone: (412) 363-3452
Basketball Contact: Mike Cawood
Home Phone: (412) 323-2667
E-mail: mcawood@pop.pitt.edu
Web Page: www.pittsburghpanthers.com
SID Fax: (412) 648-8248
Press Row Phone: (412) 648-2318
Civic Arena: (412) 432-5540
Mailing Address: P.O. Box 7436, Pittsburgh, PA 15213
Overnight Address: 3719 Terrace Street, 2nd Floor Pitt Stadium, Pittsburgh, PA 15260-0439
Fax-on-Demand: (201) 947-3918
Release: 1622
Stats: 1623
Last box score: 1624

COACHING STAFF
Head Coach: Ralph Willard (Holy Cross '67)
Overall Record: 130-108 (.546, 8 years)
NCAA Appearances: 2
NIT Appearances: 2
School Record: 49-66 (.426, 4 years)
NCAA Appearances: 0
NIT Appearances: 1
Office Phone: (412) 648-8350
Best Time to Call: Contact S.I.D.
Assistant Coaches: Jim Christian (Rhode Island '88), Troy Weaver (Prince George CC '91), Oliver Antigua (Pittsburgh '81)

SERIES INFORMATION
Series Record: UK leads 4-1
Series Record in Lexington: UK leads 2-1
Series Record in Pittsburgh: 0-0
Series Record at Neutral Sites: UK leads 2-0
First Meeting: Dec. 23, 1935 – UK 35, Pitt 17
Last Game: Nov. 22, 1991 – Pitt 85, UK 67
Current Series Streak: Lost 1
Coach Willard's Record Against UK: 0-0

1998-99 ROSTER

NO	NAME	POS	HT	WT	CL	PPG	RPG	HOMETOWN/HS/JuCo
3	Vonteego Cummings	G	6-5	190	Sr.	19.5	4.1	Thomson, Ga./Thomson
5	Fred Primus	G	6-3	190	Fr.	—	—	Washington, D.C./Notre Dame (Va.)
12	Jarrett Lockhart	G	6-3	195	Jr.	11.3	4.3	Bronx, N.Y./Mount St. Michael
13	Jeremy Holmes	G	6-0	170	Jr.	—	—	Cleveland Heights, Ohio/Neosho (Kan.) Co. J.C.
21	Atilla Cosby	F	6-9	210	So.	9.3	4.8	Washington D.C./Oak Hill (Va.)
22	Kellii Taylor	G	6-1	175	Jr.	7.2	2.7	Forestville, Md./Maine Central Institute
25	Ricardo Greer	G	6-5	220	So.	12.4	6.7	New York, N.Y./Cheshire (Ct.) Prep
33	Chris Seabrooks	F	6-9	220	Fr.	—	—	Macon, Ga./Winchendon (Mass.) School
42	Stephen Flores	F	6-8	210	So.	3.2	0.8	East Liverpool, Ohio/East Liverpool
52	Isaac Hawkins	F	6-8	210	Jr.	18.6	9.2	Baton Rouge, La./Hargrave (Va.) Military Acad.

1997-98 RESULTS
RECORD: 11-16 (6-12, 5th Big East)

PLAYERS RETURNING
5 Starters: Cummings, Lockhart, Greer, Cosby, Hawkins
2 Lettermen: Taylor, Flores

PLAYERS LOST
None

NEWCOMERS
3 Newcomers: Holmes, Primus, Seabrooks

San Francisco


Philip Mathews


Gerald Zimmerman


Ali Thomas

Nov. 26-28, 1998
Puerto Rico Shootout

GENERAL INFORMATION
Location: SAN FRANCISCO, CALIF.
Enrollment: 8,000
Colors: GREEN & GOLD
Founded: 1855
Nickname: DONS
NCAA Division/Conference: DIVISION I/WEST COAST
Arena (Capacity): WAR MEMORIAL GYMNASIUM (5,300)

UNIVERSITY PERSONNEL
President: Rev. John Schlegel, S.J. (Saint Louis '69)
Athletic Director: Bill Hogan (St. Joseph's (Ind.) '74)
Phone: (415) 422-6891
Athletic Department Phone: (415) 422-6891
Ticket Office Phone: (415) 422-2873

MEDIA INFORMATION
SID Office Phone: (415) 422-6162
SID: Peter Simon
Home Phone: (650) 875-3667
E-mail: simon@usfca.edu
Web Page: www.usfca.edu
SID Fax: (415) 422-2929
Press Row Phone: (415) 422-2919
Mailing Address: 2130 Fulton Street, San Francisco, CA 94117-1080
Overnight Address: Same

COACHING STAFF
Head Coach: Philip Mathews (UC Irvine '72)
Overall Record: 51-35 (.593, 3 years)
NCAA Appearances: 1
NIT Appearances: 0
School Record: 51-35 (.593, 3 years)
NCAA Appearances: 1
NIT Appearances: 0
Office Phone: (415) 422-6950
Best Time to Call: Weekday mornings
Assistant Coaches: Bill Carr (San Francisco '88), John Wade (Eastern Washington '83), Phil Gavin (Mount Saint Mary's '93)

SERIES INFORMATION
Series Record: UK leads 1-0
Series Record in Lexington: 1-0
Series Record in San Francisco: 0-0
Series Record at Neutral Sites: 0-0
First Meeting: Dec. 28, 1993 – UK 110, USF 83
Current Series Streak: Won 1
Coach Mathews' Record Against UK: 0-0

1998-99 ROSTER

NO	NAME	POS	HT	WT	CL	PPG	RPG	HOMETOWN/HS/JuCo
5	Dony Wilcher	G	5-10	190	So.	4.4	1.7	Los Angeles, Calif./Fremont
11	LyRyan Russell	G	6-0	160	So.	3.9	1.7	San Francisco, Calif./Sacred Heart Cath.
13	Derek Christensen	F	6-5	190	Fr.*	—	—	Honolulu, Hi./Iolani
20	Gerald Zimmerman	G	6-6	215	Sr.	10.1	4.3	Lakeland, Fla./Kathleen/Ventura
22	Brian Dennis	F	6-6	215	Fr.	—	—	Santa Rosa, Calif./Piner
30	James Lee	F	6-6	200	So.	15.4	9.6	Los Angeles, Calif./Artesia/Ventura
31	Terrence Moore	F	6-7	270	Jr.	16.0	9.0	Hacienda Heights, Calif./Rowland/Chaffey
32	Ali Thomas	G	6-2	175	So.	11.1	2.2	San Francisco, Calif./St. Ignatius Prep
33	Russell Hinder	F	6-9	215	Fr.	—	—	Sydney, Australia/St. Pat's Marist
34	Booker T. Harris	G	6-1	184	Jr.	0.3	0.3	San Francisco, Calif./Bridgemont
35	Hondre Brewer	C	6-11	225	Fr.	—	—	Oakland, Calif./St. Joseph's/Alameda
50	Trevor Hubbard	F	6-6	220	Fr.	—	—	San Anselmo, Calif./Branson
52	Eugene Brown	F	6-9	220	Fr.	10.0	6.0	Avondale, Ariz./Westview

* Redshirted 1997-98

1997-98 RESULTS
RECORD: 19-11 (7-7, Tied for 4th West Coast)

PLAYERS RETURNING
2 Starters: Thomas, Wilcher
1 Letterman: Russell

PLAYERS LOST
3 Starters Lost: Hakeem Ward (17.0 ppg), Damian Cantrell (10.9 ppg), Zerrick Campbell (9.2 ppg)
4 Lettermen: MJ Nodilo, Jamal Cobbs, Ra'oof Sadat, Mark Nees

NEWCOMERS
6 Newcomers: Brewer, Brown, Lee, Moore, Hinder, Hubbard

UCLA


Steve Lavin


Baron Davis


Earl Watson

Nov. 26-28, 1998
Puerto Rico Shootout

GENERAL INFORMATION
Location: LOS ANGELES, CALIF.
Enrollment: 35,000
Colors: BLUE & GOLD
Founded: 1919
Nickname: BRUINS
NCAA Division/Conference: DIVISION I/PACIFIC-10
Arena (Capacity): PAULEY PAVILLION (12,800)
All-Time Record In Arena: 473-53 (.899)

UNIVERSITY PERSONNEL
Chancellor: Albert Carnesale
Phone: (310) 825-4321
Athletic Director: Peter T. Dalis (UCLA, '59)
Phone: (310) 825-8699
Athletic Department Phone: (310) 825-8699
Ticket Office Phone: (310) 825-2946

MEDIA INFORMATION
SID Office Phone: (310) 206-6831
SID: Marc Dellins
Home Phone: (805) 527-8517
Basketball Contact: Bill Bennett
Home Phone: (310) 821-1507
E-mail: bbennett@athletics.ucla.edu
Web Page: www.uclabruins.com
SID Fax: (310) 825-8664
Press Row Phone: (310) 825-1899
Mailing Address: P.O. Box 24044, Los Angeles, CA 90024-0044
Fax-on-Demand: (770) 399-3066
Passcode: 72210
Release: 3115
Stats: 3117
Last Box Score: 3119

COACHING STAFF
Head Coach: Steve Lavin (Chapman, '88)
Overall Record: 48-17 (.738, 2 years)
NCAA Appearances: 2
NIT Appearances: 0
School Record: 48-17 (.738, 2 years)
NCAA Appearances: 2
NIT Appearances: 0
Office Phone: (310) 825-8699
Best Time to Call: Contact Media Relations
Assistant Coaches: Michael Holton (UCLA '83), Jim Saia (Chapman '85), Steve Spencer (Somona St. '85)

SERIES INFORMATION
Series Record: UK leads 4-2
Series Record in Lexington: UK leads 2-0
Series Record in Los Angeles: UCLA leads 1-0
Series Record at Neutral Sites: UK leads 2-1
First Meeting: Feb. 26, 1951- UK 84, UCLA 53
Last Game: March 20, 1998 – UK 94, UCLA 68
Current Series Streak: Won 1
Coach Lavin's Record Against UK: 0-1

1998-99 ROSTER

NO	NAME	POS	HT	WT	CL	PPG	RPG	HOMETOWN/HS/JuCo
00	Jerome Moiso	C	6-11	225	Fr.	—	—	Guadeloupe, West Indies/Milford
3	Billy Knight	G-F	6-5	180	So.	2.8	0.9	Los Angeles, Ca./Westchester
4	JaRon Rush	F	6-7	215	Fr.	32.0	13.2	Kansas City, Mo./Pembroke
5	Baron Davis	G	6-2	190	So.	11.7	4.0	Los Angeles, Ca./Crossroads
11	Todd Ramasar	G-F	6-5	200	So.	0.2	0.5	Corona, Ca./Riverside North
13	Travis Reed	F	6-7	220	So.	4.0	2.4	Fontana, Ca./A.B. Miller
15	Matt Harbour	G	6-1	180	Jr.	1.2	1.0	Camarillo, Ca./Sabino
20	Brandon Loyd	G	5-10	182	Sr.	1.3	0.3	Tulsa, Okla./Memorial
21	Ryan Bailey	G	6-3	200	So.	DNP	DNP	Los Angeles, Ca./ Loyola/ Penn St.
22	Rico Hines	G	6-4	210	So.	1.9	1.5	Greenville, N.C./St. John's at P.H./Hargrave
23	Matt Barnes	F	6-7	215	Fr.	26.5	12.5	Fair Oaks, Ca./Del Campo
25	Earl Watson	G	6-2	170	So.	5.8	3.7	Kansas City, Ks./Washington
30	Sean Farnham	F	6-6	205	Jr.	0.1	1.1	Clayton, Ca./De La Salle
34	Ray Young	G	6-4	200	Fr.	17.8	7.0	Alameda, Ca./St. Joseph Notre Dame
50	Dan Gadzuric	C	6-11	225	Fr.	21.0	17.0	Den Haag, Holland/Gov. Dummer Acad.

1997-98 RESULTS
RECORD: 24-9 (12-6, 3rd Pac-10)

PLAYERS RETURNING
2 Starters: Davis, Watson
7 Lettermen: Reed, Knight, Hines, Loyd, Harbour, Ramasar, Farnham

PLAYERS LOST
3 Starters: JR Henderson (19.0 ppg), Toby Bailey (17.9), Kris Johnson (18.4)
1 Letterman: Vince McGautha

NEWCOMERS
6 Newcomers: Bailey, Gadzuric, Moiso, Rush, Young, Barnes

Xavier


Skip Prosser


James Posey


Lenny Brown

Nov. 26-28, 1998
Puerto Rico Shootout

GENERAL INFORMATION
Location: CINCINNATI, OHIO
Enrollment: 6,500
Colors: NAVY BLUE, GRAY & WHITE
Founded: 1831
Nickname: MUSKETEERS
NCAA Division/Conference: DIVISION I/ATLANTIC 10
Arena (Capacity): CINCINNATI GARDENS (10,000)

UNIVERSITY PERSONNEL
President: James E. Hoff, S.J. (Spring Hill College '58)
Phone: (513) 745-3501
Athletic Director: Michael Bobinski
Phone: (513) 745-3414
Athletic Department Phone: (513) 745-3414
Ticket Office Phone: (513) 745-3411

MEDIA INFORMATION
SID Office Phone: (513) 745-3416
SID: Tom Eiser
Home Phone: (513) 662-3644
E-mail: eiser@xavier.xu.edu
Web Page: www.xu.edu
SID Fax: (513) 745-2825
Press Row Phone: TBA
Mailing Address: 3800 Victory Parkway, Cincinnati, Ohio 45207
Overnight Address: Same
Fax-on-Demand: (201) 947-0299
Release: 2201
Stats: 2203
Last Box Score: 2206

COACHING STAFF
Head Coach: Skip Prosser (Merchant Marine Academy '72)
Overall Record: 98-47 (.676 , 5 years)
NCAA Appearances: 4
NIT Appearances: 0
School Record: 81-34 (.704 , 4 years)
NCAA Appearances: 3
NIT Appearances: 0
Office Phone: (513) 745-3417
Best Time to Call: A.M. through S.I.D.
Assistant Coaches: Jeff Battle (Marshall '85), Mark Schmidt (Boston College '85), Mark Gaffney (Bridgewater State '94)

SERIES INFORMATION
Series Record: UK leads 37-2
Series Record in Lexington: UK leads 21-1
Series Record in Cincinnati: UK leads 16-1
Series Record at Neutral Sites: 0-0
First Meeting: Feb. 5, 1935 – UK 40, XU 27
Last Game: Nov. 30, 1968 – UK 115, XU 77
Current Series Streak: Won 25
Coach Prosser's Record Against UK: 0-0

1998-99 ROSTER

NO	NAME	POS	HT	WT	CL	PPG	RPG	HOMETOWN/HS/JuCo
3	Kevin Frey	F	6-7	230	Fr.	17.7	9.4	Chicago, Ill./Maine West
4	Lenny Brown	G	6-2	198	Sr.	14.7	3.5	Wilmington, Del./William Penn/Maine Cent
12	Gary Lumpkin	G	6-2	200	Sr.	12.3	2.5	New Castle, Del./William Penn
15	Maurice McAfee	G	6-0	175	So.	2.7	0.7	Saginaw, Mich./Buena Vista
24	Alvin Brown	G	6-3	180	Fr.*	2.8	1.0	Washington, D.C./Gonzaga
31	Obi Harris	F/C	6-10	215	Jr.	10.0	9.0	Bradenton, Fla./Manatee/Tallahassee CC
32	Darnell Williams	G/F	6-5	195	Sr.	17.3	3.9	Brooklyn, N.Y./Nazareth
34	Lloyd Price	G/F	6-5	200	Fr.	15.3	5.9	Wilmington, Del./Hodgson Tech/Oak Hill
35	Desmond Walker	F	6-8	225	Jr.	19.8	11.2	Greenville, Ala./Greenville/Florida CC
41	James Posey	F	6-8	210	Sr.	15.3	8.4	Twinsburg, Ohio/R.B. Chamberlin
55	Reggie Butler	C	6-10	255	So.	1.1	1.6	Southfield, Mich./Lathrup

*Redshirted 1997-98

1997-98 RESULTS
RECORD: 22-8 (11-5, Tied for 1st in West)

PLAYERS RETURNING
3 Starters: L. Brown, Lumpkin, Williams
3 Lettermen: Butler, McAfee, Posey

PLAYERS LOST
2 Starters: Torraye Braggs (13.0 ppg), T.J. Johnson (5.5 ppg)
3 Lettermen: Pat Kelsey, Terrence Payne, Matt Terpening

NEWCOMERS
5 Newcomers: A. Brown, Walker, Harris, Price, Frey

Alabama


Mark Gottfried


Jeremy Hays


Brian Williams

Feb. 6, 1999
TUSCALOOSA, ALA.

GENERAL INFORMATION

Location: TUSCALOOSA, ALA.
Enrollment: 19,400
Colors: CRIMSON & WHITE
Founded: 1831
Nickname: CRIMSON TIDE
NCAA Division/Conference: DIVISION I/SOUTHEASTERN
Arena (Capacity): COLEMAN COLISEUM (15,043)
All-Time Record In Arena: 315-74 (.809, 30 years)

UNIVERSITY PERSONNEL

President: Dr. Andrew Sorensen (Illinois '59)
Phone: (205) 348-5100
Athletic Director: Bob Bockrath (Miami-Ohio '64)
Phone: (205) 348-3696
Athletic Department Phone: (205) 348-6161
Ticket Office Phone: (205) 348-6111

MEDIA INFORMATION

SID Office Phone: (205) 348-6084
SID: Larry White
Home Phone: (205) 333-1640
Basketball Contact: Becky Hopf
Home Phone: (205) 554-0357
E-mail: bhopf@sid.ia.ua.edu
Web Page: www.ua.edu
SID Fax: (205) 348-8841
Press Row Phone: (205) 348-6084
Mailing Address: P.O. Box 870391, Tuscaloosa, AL 35487
Overnight Address: 323 Paul Bryant Drive, Basement, Room 170 Coleman Coliseum, Tuscaloosa, AL 35487
Fax-on-Demand: (770)399-3066
Passcode: 732
Release: 1230
Stats: 1233
Last Box Score: 1224

COACHING STAFF

Head Coach: Mark Gottfried (Alabama '87)
Overall Record: 68-24 (.739, 3 years)
NCAA Appearances: 2
NIT Appearances: 1
School Record: First year
NCAA Appearances: 0
NIT Appearances: 0
Office Phone: (205) 348-4551
Best Time to Call: Weekly teleconference
Assistant Coaches: Robert Scott (Alabama '80), Tom Kelsey (David Lipscomb '86), Phillip Pearson (Alabama '93)

SERIES INFORMATION

Series Record: UK leads series 90-30
Series Record in Lexington: UK leads 47-7
Series Record in Tuscaloosa: UK leads 24-18
Series Record at Neutral Sites: UK leads 19-5
First Meeting: Jan. 25, 1923 – UA 45, UK 35
Last Game: Mar. 6, 1998 – UK 82, UA 71
Current Series Streak: Won 10
Coach Gottfried's Record Against UK: 0-0

1998-99 ROSTER

NO	NAME	POS	HT	WT	CL	PPG	RPG	HOMETOWN/HS/JuCo
3	Neil Ashby	F	6-8	180	So.	2.6	1.8	Hapeville, Ga./TriCities
4	Brian Williams	G	6-1	193	Sr.	16.1	4.2	Montgomery, Ala./Jeff Davis
5	Tarik London	G	6-0	190	So.	2.1	1.2	Savannah, Ga./Beach
10	Travis Stinnett	G	6-0	165	Fr.	21.0	6.0	Maryville, Tenn./Alcoa
13	Soloman Davis	F	6-6	210	Fr.	17.0	10.0	Eight Mile, Ala./LeFlore
14	Sam Williams	F	6-8	230	Fr.*	16.8	9.2	Demopolis, Ala./Demopolis
20	Terrance "Doc" Martin	G	6-3	176	So.	2.8	1.5	Tuscaloosa, Ala./Central
22	Chauncey Jones	G	6-1	180	Sr.	9.9	2.7	Chicago, Ill./Wabash (Ill.) Valley CC
25	MC Mazique	F	6-10	240	Sr.	2.3	3.3	Brooklyn, N.Y./Brunswick
31	Cedric Patton	F	6-7	169	Fr.	11.5	5.5	Huntsville, Ala./Grissom
32	Ray Johnston	G	6-2	180	Fr.*	18.0	6.0	Montgomery, Ala./Montgomery Acad.
34	Chris Rollins	F	6-5	205	Sr.	2.4	2.9	Winnsboro, La./SW Missouri St.
40	Alfred Moss	F	6-8	210	So.	2.7	1.2	Newnan, Ga./Newnan
43	Sam Haginas	F	6-9	235	Fr.	16.4	7.6	Mobile, Ala./UMS Wright
44	Jaeson Maravich	G	6-5	175	Fr.	18.7	7.0	Covington, La./St. Paul's
52	Jeremy Hays	C	6-10	250	Jr.	4.2	3.8	Boaz, Ala./Boaz

*Redshirted in 1997-98

PLAYERS RETURNING

3 Starters: Hays, Jones, Williams
6 Lettermen: Ashby, London, Martin, Moss, Mazique, Rollins

PLAYERS LOST

2 Starters: Demetrius Alexander (12.5), Damon Bacote (11.7 ppg)
4 Lettermen: Rongie Cowser, Scott Hamilton, Dejuan Shambley, Blake Thrasher

NEWCOMERS

7 Newcomers: Haginas, Patton, Stinnett, Johnston, Williams, Davis, Maravich

1997-98 RESULTS

RECORD: 15-16 (6-10, 4th SEC West)

NORTH TEXAS	W	81-61
Minnesota	W	64-63
JACKSONVILLE ST.	W	105-72
Georgia Tech	L	60-62
American P.R.	L	79-88
WICHITA STATE	W	60-58
TEXAS A&M	W	81-64
Boston U.	W	61-53
FLORIDA INTL.	L	66-68
Tulane	L	*71-76
ALABAMA ST.	W	85-61
Sam Houston St.	W	77-58
Oklahoma	L	61-79
MISSISSIPPI ST.	L	52-56
LSU	W	60-57
OLE MISS	L	63-74
VANDERBILT	L	69-72
Auburn	L	40-94
Kentucky	L	67-70
Arkansas	L	70-77
TENNESSEE	L	70-84
AUBURN	W	76-62
Ole Miss	L	74-75
South Carolina	L	63-74
FLORIDA	W	80-66
Georgia	L	71-78
LSU	W	69-60
Mississippi St.	W	85-70
ARKANSAS	W	65-63
Vanderbilt	W	72-62
Kentucky	L	71-82

1998-99 SCHEDULE

Nov. 5	MARATHON OIL (Exh.)
Nov. 10	WORLDWIDE BK (Exh.)
Nov. 15	at Ohio State
Nov. 19	TENNESSEE TECH
Nov. 22	BOSTON U.
Nov. 25	MCNEESE ST.
Nov. 28	JACKSONVILLE ST.
Dec. 1	at Texas A&M
Dec. 5	at Tulane
Dec. 8	ALABAMA ST.
Dec. 12	SOUTH ALABAMA
Dec. 17	NE LOUISIANA
Dec. 21-23	at Pearl Harbor Classic
Dec. 21	vs. Weber State
Dec. 22	vs. BYU-Hawaii/Oregon State
Jan. 2	GEORGIA
Jan. 6	at Ole Miss
Jan. 9	MISSISSIPPI ST.
Jan. 13	at LSU
Jan. 16	SOUTH CAROLINA
Jan. 20	at Arkansas
Jan. 23	AUBURN
Jan. 27	at Florida
Jan. 30	at Tennessee
Feb. 3	at Mississippi St
Feb. 6	KENTUCKY
Feb. 10	LSU
Feb. 13	at Auburn
Feb. 21	at Vanderbilt
Feb. 24	OLE MISS
Feb. 27	ARKANSAS
Mar. 4-7	at SEC Tournament

Arkansas

1997-98 RESULTS

RECORD: 24-9 (11-5, 2nd SEC West)

NE ILLINOIS	W	114-56
JACKSON ST.	W	97-71
ORAL ROBERTS	W	81-75
Fresno St.	W	70-69
BETHUNE-COOKMAN	W	108-42
MISSOURI	W	75-46
Louisville	W	100-83
CENTENARY	W	61-48
American P.R.	L	59-64
Murray State	L	83-94
Saint Louis	W	78-70
ALABAMA ST.	W	103-48
LSU	W	62-59
MISSISSIPPI ST.	W	83-70
Memphis	W	75-72
FLORIDA	W	89-84
Kentucky	L	77-80
Auburn	W	79-65
ALABAMA	W	77-70
LSU	W	85-68
Mississippi St.	W	76-73
OLE MISS	W	100-87
VANDERBILT	W	93-83
Georgia	L	70-86
Tennessee	L	71-74
SOUTH CAROLINA	W	96-88
AUBURN	W	107-83
Ole Miss	L	65-81
Alabama	L	63-65
Tennessee	W	102-96
Kentucky	L	74-99
Nebraska	W	74-65
Utah	L	69-75

1998-99 SCHEDULE

Nov. 9	CONVERSE ALL-STARS
Nov. 12	Phillipine National Team (Exh.)
Nov. 15	JACKSON ST.
Nov. 17	ALABAMA ST.
Nov. 20	vs. Virginia (Top/World Classic)
Nov. 28	NE LOUISIANA
Dec. 5	at Oklahoma
Dec. 7	WESTERN CAROLINA
Dec. 16	SE LOUISIANA
Dec. 19	MEMPHIS
Dec. 23	at Wake Forest
Dec. 30	NORTH TEXAS ST.
Jan. 2	at LSU
Jan. 6	at Auburn
Jan. 9	OLE MISS
Jan. 13	at Mississippi St.
Jan. 16	GEORGIA
Jan. 20	ALABAMA
Jan. 23	PROVIDENCE
Jan. 27	LSU
Jan. 30	at Ole Miss
Feb. 2	TENNESSEE
Feb. 6	at Vanderbilt
Feb. 10	at South Carolina
Feb. 13	MISSISSIPPI ST.
Feb. 16	at Florida
Feb. 20	KENTUCKY
Feb. 24	AUBURN
Feb. 27	at Alabama
Mar. 4-7	SEC Tournament

Feb. 20, 1999
FAYETTEVILLE, ARK.


Nolan Richardson


Derek Hood


Pat Bradley

GENERAL INFORMATION
Location: FAYETTEVILLE, ARK.
Enrollment: 14,577
Colors: CARDINAL & WHITE
Founded: 1871
Nickname: RAZORBACKS
NCAA Division/Conference: DIVISION I/SOUTHEASTERN
Arena (Capacity): BUD WALTON ARENA (19,200)
All-Time Record In Arena: 74-8 (.902, 5 years)

UNIVERSITY PERSONNEL
President: Dr. John White (Arkansas '61)
Phone: (501) 575-4148
Athletic Director: Frank Broyles (Georgia Tech '47)
Phone: (501) 575-2755
Athletic Department Phone: (501) 575-6533
Ticket Office Phone: (501) 575-5151

MEDIA INFORMATION
SID Office Phone: (501) 575-2751
SID: Rich Schaeffer
Home Phone: (501) 521-7393
E-mail: rschaeff.comp.uark.edu
Web Page: www.hogwired.com
SID Fax: (501) 575-7481
Press Row Phone: (501) 575-6622
Mailing Address: Broyles Athletic Center, Fayetteville, AR 72701
Overnight Address: Razorback Road and Maple St., Fayetteville, AR 72701
Fax-on-Demand: (770) 399-3066
Passcode: 732
Release: 1315
Stats: 1316
Last Box Score: 1319

COACHING STAFF
Head Coach: Nolan Richardson (Texas-El Paso '63)
Overall Record: 433-155 (.736, 18 years)
NCAA Appearances: 13
NIT Appearances: 4
School Record: 314-118 (.727, 13 years)
NCAA Appearances: 10
NIT Appearances: 2
Office Phone: (501) 575-4555
Best Time to Call: 12:30-2 p.m., weekdays
Assistant Coaches: Mike Anderson (Tulsa '82), Brad Dunn (Western Illinois '81), Nolan Richardson III (Langston '91)

SERIES INFORMATION
Series Record: UK leads series 12-4
Series Record in Lexington: UK leads 4-2
Series Record in Fayetteville: UK leads 2-2
Series Record at Neutral Sites: UK leads 6-0
First Meeting: Dec. 18, 1945 - UK 67, UA 42
Last Game: March 7, 1998 – UK 99, UA 74
Current Series Streak: Won 6
Coach Richardson's Record Against UK: 4-8

1998-99 ROSTER

NO	NAME	POS	HT	WT	CL	PPG	RPG	HOMETOWN/HS/JuCo
3	Brandon Davis	G	6-5	200	So.	2.8	0.8	Camden, Ark./Fairview
4	Jason Gilbert	G	5-11	170	Fr.	27.0	1.1	Moutain View, Ark./Mountain View
5	Ali Thompson	F	6-5	215	Sr.	6.3	3.4	Jonesboro, Ark./Jonesboro
12	Kareem Reid	G	5-10	165	Sr.	11.9	2.1	Bronx, N. Y./St. Raymond's
13	Lance Keeling	G	6-1	170	Jr.	0.9	0.3	St. Joe's, Ark./St. Joe's
20	Steve Green	G	6-2	170	So.	3.7	0.6	Monticello, Ark./Morrilton
22	Pat Bradley	G	6-2	195	Sr.	14.8	2.7	Everett, Mass./Everett
23	Sergerio Gipson	G	6-3	180	Fr.	20.6	4.3	Farmersville, La./Farmersville
33	Dionisio Gomez	F	6-8	220	Fr.	25.7	17.1	Fayetteville, Ark./Christian
41	Chris Walker	G	6-5	195	Jr.	2.5	1.7	Pine Bluff, Ark./Pine Bluff
44	Justin Hankins	F	6-7	220	Fr.	25.5	14.6	Elkins, Ark./Elkins
52	Jason Jennings	C	7-0	275	So.	4.7	2.6	Bald Knob, Ark./Bald Knob
53	Brandon Davis	G-F	6-5	275	Fr.	18.5	8.1	Camden, Ark./Fairview
55	Derek Hood	F	6-8	215	Sr.	8.4	6.1	Kansas City, Mo./Central

PLAYERS RETURNING
3 Starters: Bradley, Reid, Hood
4 Lettermen: Thompson, Davis, Walker, Jennings

PLAYERS LOST
2 Starters: Nick Davis (10.4 ppg), Landis Williams (7.4 ppg)
3 Lettermen: Tarik Wallace, Sunday Adebayo, Guy Whitney

NEWCOMERS
6 Newcomers: Dean, Gilbert, Gipson, Gomez, Hankins, Jeffries

Auburn


Cliff Ellis


Doc Robinson


Bryant Smith

Jan. 20, 1999
LEXINGTON, KY.

GENERAL INFORMATION
Location: AUBURN, ALA.
Enrollment: 21,505
Colors: BURNT ORANGE & NAVY BLUE
Founded: 1856
Nickname: TIGERS
NCAA Division/Conference: DIVISION I/SOUTHEASTERN
Arena (Capacity): BEARD-EAVES MEMORIAL COLISEUM (10,108)
All-Time Record In Arena: 244-129 (.654, 30 years)

UNIVERSITY PERSONNEL
President: Dr. William V. Muse (Northwestern St. '60)
Phone: (334) 844-4650
Athletic Director: David Housel (Auburn '69)
Phone: (334) 844-4750
Athletic Department Phone: (334) 844-4750
Ticket Office Phone: (334) 844-4040

MEDIA INFORMATION
SID Office Phone: (334) 844-9701
SID: Kent Partridge
Home Phone: (334) 826-1034
Basketball Contact: Chuck Gallina
Home Phone: (334) 502-0929
E-mail: gallica@mail.auburn.edu
Web Page: www.aunetwork.com
SID Fax: (334) 844-9708
Press Row Phone: (334) 844-1933/1935
Mailing Address: Athletic Media Relations, P. O. Box 351, Auburn, AL 36831-0351
Overnight Address: Athletic Media Relations, Donahue Street, Auburn, AL 36830
Fax-on-Demand: (770) 399-3066
Passcode: 732
Release: 1430
Stats: 1432
Last Box Score: 1435

COACHING STAFF
Head Coach: Cliff Ellis (Florida St. '68)
Overall Record: 415-267 (.608, 23 years)
NCAA Appearances: 5
NIT Appearances: 10
School Record: 67-55 (.549, 4 years)
NCAA Appearances: 0
NIT Appearances: 3
Office Phone: (334) 844-9760
Best Time to Call: Contact SID
Assistant Coaches: Eugene Harris (Florida St. '78), Mike LaPlante (Maine '89), Shannon Weaver (Middle Tennessee St. '93)

SERIES INFORMATION
Series Record: UK leads series 71-16
Series Record in Lexington: UK leads 37-2
Series Record in Auburn: UK leads 22-12
Series Record at Neutral Sites: UK leads 12-2
First Meeting: Jan. 29, 1921 – AU 40, UK 25
Last Game: Feb. 25, 1998 – UK 83, AU 58
Current Series Streak: Won 12
Coach Ellis' Record Against UK: 0-6

1998-99 ROSTER

NO	NAME	POS	HT	WT	CL	PPG	RPG	HOMETOWN/HS/JuCo
3	Reggie Sharp	G	6-1	170	So.	6.0	3.2	Shannon, Miss./West Georgia
4	Chris Porter	F	6-7	218	Jr.	24.4	11.8	Abbevile, Ala./Chipola (Fla.) JC
10	Scott Pohlman	G	6-2	160	So.	10.6	2.6	Roswell, Ga./Roswell
13	Bryant Smith	G/F	6-5	195	Sr.	13.3	6.6	Huntsville, Ala./Butler
12	Jay Heard	G	6-3	185	Fr.	29.0	9.0	Oxford, Ala./Oxford
20	Corey Watkins	G	6-2	175	Fr.	12.8	2.5	Birmingham, Ala./Winchendon School
23	Daymeon Fishback	G	6-5	205	Jr.	6.9	3.2	Bowling Green, Ky./Greenwood
31	Mack McGadney	F	6-7	215	Fr.	15.3	8.5	Mobile, Ala./LeFlore
34	Mamadou N'diaye	C	7-0	235	Jr.	8.0	6.9	Dakar, Senegal/Maine Central
40	Abe Smith	G	6-7	210	Fr.	18.9	8.7	Roswell, Ga./Roswell
42	Adrian Chilliest	F	6-5	235	Sr.	2.4	3.5	Little Rock, Ark./Parkview
44	David Hamilton	F	6-9	225	Fr.	17.8	11.3	Compton, Callif./Compton
50	Doc Robinson	G	6-2	185	Jr.	12.4	3.7	Selma, Ala./Selma

PLAYERS RETURNING
4 Starters: N'diaye, Pohlman, Robinson, Bryant Smith
2 Lettermen: Chilliest, Fishback

PLAYERS LOST
1 Starters: Franklin Williams (7.4 ppg)
1 Letterman: Derek Caldwell (3.4 ppg)

NEWCOMERS
7 Newcomers: Hamilton, Heard, McGadney, Porter, Sharp, Abe Smith, Watkins

1997-98 RESULTS

RECORD: 16-14 (7-9, 3rd SEC West)

TEMPLE	L	42-68
Central Florida	W	70-63
NICHOLLS ST.	W	96-75
SOUTHERN MISS	W	83-70
WOFFORD	W	68-51
FLORIDA A & M	W	79-69
Pepperdine	L	55-62
Weber State	W	63-58
JACKSONVILLE ST.	W	89-61
UAB	L	65-71
NAVY	W	70-54
GEORGIA	W	73-62
Tennessee	W	74-69
LSU	L	54-59
ALABAMA	W	94-40
ARKANSAS	L	65-79
SOUTH CAROLINA	L	56-61
Mississippi St.	W	69-66
OLE MISS	W	68-67
Alabama	L	62-76
MISSISSIPPI ST.	W	68-66
Florida	L	64-81
LSU	W	66-44
Vanderbilt	L	66-82
Arkansas	L	83-107
KENTUCKY	L	58-83
Ole Miss	L	67-74
Florida	L	64-68
SOUTHERN MISS	W	77-62
Marquette	L	60-75

1998-99 SCHEDULE

Nov. 1	GLOBAL SPORTS (Exh.)
Nov. 6	NEXT LEVEL (Exh.)
Nov. 13	SE LOUISIANA
Nov. 16	CENTRAL FLORIDA
Nov. 23	BYU
Nov. 27-29	vs. Rutgers (United Airlines Classic) Hawaii vs. Wichita St.
Dec. 3	UNC ASHEVILLE
Dec. 6	at Florida St.
Dec. 12	at UAB
Dec. 15	WOFFORD
Dec. 19	at Navy
Dec. 29	BETHUNE-COOKMAN
Jan. 2	TENNESSEE
Jan. 6	ARKANSAS
Jan. 9	at LSU
Jan. 13	at Ole Miss
Jan. 16	FLORIDA
Jan. 20	at Kentucky
Jan. 23	at Alabama
Jan. 27	MISSISSIPPI ST.
Jan. 30	at Georgia
Feb. 3	at South Carolina
Feb. 6	LSU
Feb. 9	OLE MISS
Feb. 13	ALABAMA
Feb. 17	VANDERBILT
Feb. 24	at Arkansas
Feb. 27	at Mississippi St.
March 4-7	at SEC TOURNAMENT

Duke

1997-98 RESULTS

RECORD: 32-4 (15-1, 1st ACC)

Army	W	78-45
DAVIDSON	W	100-65
Chaminade	W	106-70
Missouri	W	82-59
Arizona	W	95-87
S.C. STATE	W	98-40
UNC GREENSBORO	W	93-37
VIRGINIA	W	103-59
VILLANOVA	W	94-66
Michigan	L	73-81
MERCER	W	126-64
PORTLAND ST.	W	89-39
Maryland	W	104-72
N.C. STATE	W	64-50
Florida St.	W	75-63
Wake Forest	W	88-52
CLEMSON	W	81-80
N.C. A&T	W	101-66
Virginia	W	72-65
MARYLAND	W	86-59
GEORGIA TECH	W	90-69
North Carolina	L	73-97
N.C. State	W	65-49
FLORIDA ST.	W	86-72
WAKE FOREST	W	78-47
Clemson	W	70-66
UCLA	W	120-84
Georgia Tech	W	76-53
North Carolina	W	77-75
Virginia	W	63-41
Clemson	W	66-64
North Carolina	L	68-83
Radford	W	99-63
Oklahoma St.	W	79-73
Syracuse	W	80-67
Kentucky	L	84-86

1998-99 SCHEDULE

Nov. 2	UPSTATE ALL-STARS (Exh.)
Nov. 7	YUGOSLAVIA (Exh.)
Nov. 14	FAIRFIELD
Nov. 17	at Davidson
Nov. 21	S.C. STATE
Nov. 26-28	Great Alaska Shootout vs. Notre Dame
Dec. 2	vs. Michigan St.
Dec. 5	N.C. STATE
Dec. 9	FLORIDA
Dec. 12	MICHIGAN
Dec. 20	NORTH CAROLINA A&T
Dec. 22	vs. Kentucky
Dec. 30	UNC GREENSBORO
Jan. 3	at Maryland
Jan. 6	GEORGIA TECH
Jan. 10	VIRGINIA
Jan. 13	at Wake Forest
Jan. 16	FLORIDA ST.
Jan. 20	at Clemson
Jan. 24	at St. John's
Jan. 27	NORTH CAROLINA
Jan. 30	at N.C. State
Feb. 3	MARYLAND
Feb. 6	at Georgia Tech
Feb. 11	at Virginia
Feb. 13	WAKE FOREST
Feb. 17	at Florida State
Feb. 20	CLEMSON
Feb. 24	at DePaul
Feb. 27	at North Carolina
Mar. 4-7	at ACC Tournament

Dec. 22, 1998
EAST RUTHERFORD, N.J.
JIMMY V. CLASSIC


Mike Krzyzewski


Elton Brand


Trajan Langdon

GENERAL INFORMATION

Location: DURHAM, N.C.
Enrollment: 6,172
Colors: ROYAL BLUE & WHITE
Founded: 1838 (Trinity College)
Nickname: BLUE DEVILS
NCAA Division/Conference: DIVISION I/ATLANTIC COAST
Arena (Capacity): CAMERON INDOOR STADIUM (9,314)
All-Time Record In Arena: 580-135 (.811, 58 years)

UNIVERSITY PERSONNEL

President: Dr. Nan O. Keohane (Wellesley '61)
Phone: (919) 684-2431
Athletic Director: Joe Alleva (Lehigh '75)
Phone: (919) 684-2120
Athletic Department Phone: (919) 684-2120
Ticket Office Phone: (919) 681-BLUE

MEDIA INFORMATION

SID Office Phone: (919) 684-2633
SID: Mike Cragg
Home Phone: (919) 403-5328
E-mail: mcragg@acpub.duke.edu
Web Page: www.GoDuke.com
SID Fax: (919) 684-2489
Press Row Phone: (919) 684-6186
Mailing Address: Box 90557, Durham, NC 27708-0557
Overnight Address: 115 Cameron Indoor Stadium, Durham, NC 27708
Fax-on-Demand: (336) 854-5859
Release: 21150
Stats: 21152
Last Box Score: 21153

COACHING STAFF

Head Coach: Mike Krzyzewski (Army '69)
Overall Record: 505-212 (.704, 23 years)
NCAA Appearances: 14
NIT Appearances: 1
School Record: 432-153 (.738, 18 years)
NCAA Appearances: 14
NIT Appearances: 0
Office Phone: (919) 613-7500
Best Time to Call: Contact SID
Assistant Coaches: Quin Snyder (Duke '89), Johnny Dawkins (Duke '86), David Henderson (Duke '86)

SERIES INFORMATION

Series Record: UK leads series 11-6
Series Record in Lexington: UK leads 5-0
Series Record in Durham: Tied 1-1
Series Record at Neutral Sites: Tied 5-5
First Meeting: March 3, 1930 – Duke 37, UK 32
Last Game: March 22, 1998 – UK 86, Duke 84
Current Series Streak: Won 1
Coach Krzyzewski's Record Against UK: 2-1

1998-99 ROSTER

NO	NAME	POS	HT	WT	CL	PPG	RPG	HOMETOWN/HS/JuCo
3	Justin Caldbeck	G	6-3	180	Sr.	—	—	Shelburne, Vt./Rice Memorial
5	William Avery	G	6-2	180	So.	8.5	7.0	Augusta, Ga./Oak Hill (Va.)
13	J.D. Simpson	G	6-4	200	So.	0.3	0.3	Woodside, Calif./New Hampton
14	Nate James	F	6-6	205	So.	3.5	1.5	Washington, D.C./St. John's-PH
21	Trajan Langdon	G	6-3	195	Sr.	14.7	2.9	Anchorage, Ak./East
22	Jay Heaps	G	5-9	155	Sr.	0.3	0.3	Longmeadow, Mass./Longmeadow
23	Chris Carrawell	F	6-6	215	Jr.	10.1	3.7	St. Louis, Mo./Cardinal Ritter
31	Shane Battier	F	6-8	220	So.	7.6	6.4	Birmingham, Mich./Country Day
34	Chris Burgess	C	6-10	250	So.	4.3	3.2	Irvine, Calif./Woodbridge
40	Taymon Domzalski	C	6-10	240	Sr.	3.1	2.8	Lovington, N.M./New Mexico Military
41	Matt Christensen	F	6-10	240	So.	*1.4	1.0	Belmont, Mass./Belmont
42	Elton Brand	F	6-8	260	So.	13.4	7.3	Peekskill, N.Y./Peekskill
50	Corey Maggette	F	6-6	215	Fr.	25.0	12.0	Bellwood, Ill./Fenwick

* Statistics from 1995-96

PLAYERS RETURNING

3 **Starters:** Brand, Carrawell, Langdon
9 **Lettermen:** Avery, Battier, Burgess, Caldbeck, Christensen, Domzalski, Heaps, James, Simpson

PLAYERS LOST

2 **Starters:** Roshown McLeod (15.3 ppg), Steve Wojciechowski (6.7 ppg)
2 **Lettermen:** Mike Chappell, Ricky Price

NEWCOMERS

1 **Newcomer:** Maggette

Eastern Kentucky


Scott Perry


Chris Fitzgerald


Warren Stukes

Nov. 17, 1998
LEXINGTON, KY.



GENERAL INFORMATION

Location: RICHMOND, KY.
Enrollment: 15,425
Colors: MAROON & WHITE
Founded: 1906
Nickname: COLONELS
NCAA Division/Conference: DIVISION I/OHIO VALLEY
Arena (Capacity): McBRAYER (6,500)
All-Time Record In Arena: 287-142 (.669, 36 years)

UNIVERSITY PERSONNEL

President: Dr. Robert W. Kustra (Benedictine '56)
Phone: (606) 622-2101
Athletic Director: Dr. Robert J. Baugh (Indiana '61)
Phone: (606) 622-1682
Athletic Department Phone: (606) 622-3654
Ticket Office Phone: (606) 622-2122

MEDIA INFORMATION

SID Office Phone: (606) 622-1253
SID/Basketball Contact: Karl Park
Home Phone: (606) 622-1253
E-mail: athpark@acs.eku.edu
Web Page: www.athletics.eku.edu
SID Fax: (606) 622-1230
Press Row Phone: (606) 622-2226
Mailing Address: 205 Begley Building, 521 Lancaster Ave., Richmond, KY 40475-3102
Overnight Address: Begley Building, Room 205, Kit Carson Dr., Richmond, KY 40475-3102
Fax-on-Demand: (201) 585-5400
Passcode: 993
Release: 6320
Stats: 6322
Last Box Score: 6325

COACHING STAFF

Head Coach: Scott Perry (Wayne State '86)
Overall Record: 10-17 (1 year)
NCAA Appearances: 0
NIT Appearances: 0
School Record: 10-17 (1 year)
NCAA Appearances: 0
NIT Appearances: 0
Office Phone: (606) 622-2123
Best Time to Call: 10:30 a.m. - noon
Assistant Coaches: Tom Souder (Bluffton College '78), Walt Corbean (Xavier '91), Scott Sandler (Michigan '96)

SERIES INFORMATION

Series Record: UK leads 5-0
Series Record in Lexington: UK leads 5-0
Series Record in Richmond: 0-0
Series Record at Neutral Sites: 0-0
First Meeting: Dec. 15, 1928 – UK 35, EKU 10
Last Game: Dec. 8, 1993 – UK 107, EKU 78
Current Series Streak: Won 5
Coach Perry's Record Against UK: 0-0

1998-99 ROSTER

NO	NAME	POS	HT	WT	CL	PPG	RPG	HOMETOWN/HS/JuCo
5	Darius Acuff	G	6-2	185	So.	14.3	8.1	Detroit, Mich./Pershing
11	Whitney Robinson	G	5-11	165	Fr.	27.2	5.1	Detroit, Mich./Notre Dame
12	Chris Fitzgerald	G	6-0	170	Sr.	5.7	1.1	Somerset, Ky./Somerset
20	Will Morris	G/F	6-4	185	Fr.	10.1	4.2	Pomona, Calif./Maine Central
22	Charles Thomas	G/F	6-4	195	Jr.*	7.2	1.5	Harlan, Ky./Harlan/Minnesota
30	Damon Allison	G	6-3	185	Fr.	—	—	Detroit, Mich.
32	Keanan Weir	F	6-6	190	Fr.	—	—	Detroit, Mich.
33	Darick Mattox	F	6-8	195	Jr.	—	—	Macon, Miss.
35	Ronnie Griffin	C/F	6-9	245	So.	19.1	11.2	Louisville, Ky./Central/Maine Central
42	Warren Stukes	F/C	6-6	220	Sr.	1.9	3.8	Charlotte, N.C./West Charlotte
45	Sam Hoskin	F	6-8	240	Fr.	—	—	Detroit, Mich.
55	Ibrahim Myles	F	6-7	215	Sr.	4.8	4.6	Inkster, Mich.

* Redshirted in 1997-98

PLAYERS RETURNING

No Starters
3 Lettermen: Fitzgerald, Stukes, Myles

PLAYERS LOST

5 Starters: Mark Williams (13.3 ppg), Shane Carnes (11.8 ppg), Daniel Sutton (10.3 ppg), Aaron Cecil (8.0 ppg), David Evans (6.7 ppg)
4 Lettermen: Marty Thomas, Eric Addie, Jared Carpenter, Derrick Wilder

NEWCOMERS

5 Newcomers: Thomas, Griffin, Acuff, Robinson, Morris

1997-98 RESULTS

RECORD: 10-17 (8-10, Tied for 6th OVC)

BEREA	L	88-94
Fla. International	L	77-99
Miami (Fla.)	L	64-86
Murray St.	L	57-64
UT-Martin	L	64-67
Samford	L	55-58
Cincinnati	L	53-106
INDIANA ST.	L	61-78
Georgia St.	W	68-59
EASTERN ILLINOIS	W	67-63
SE MISSOURI	W	82-79
Austin Peay	L	66-79
Tennessee State	W	71-69
MURRAY STATE	L	63-73
Morehead State	L	85-86
MIDDLE TENNESSEE	L	89-96
TENNESSEE TECH	W	65-53
Eastern Illinois	L	*68-72
SE Missouri	L	78-97
UT-MARTIN	W	83-77
AUSTIN PEAY	L	79-88
TENNESSEE ST.	L	66-79
IUPUI	W	73-69
MOREHEAD ST.	W	87-72
Middle Tennessee	W	55-54
Tennessee Tech	W	84-75
Middle Tennessee	L	49-61

1998-99 SCHEDULE

Nov. 7	TBA (Exh.)
Nov. 14	TBA (Exh.)
Nov. 17	at Kentucky
Nov. 19	BELMONT
Nov. 24	at Indiana St.
Dec. 3	UT-MARTIN
Dec. 5	MURRAY STATE
Dec. 10	at SE Missouri
Dec. 12	at IUPUI
Dec. 19	at Notre Dame
Dec. 22-23	Golden Bear Classic (California, EKU, Mississippi St., SW Louisiana)
Dec. 30	GEORGIA ST.
Jan. 4	at Eastern Illinois
Jan. 7	TENNESSEE ST.
Jan. 9	AUSTIN PEAY
Jan. 12	at UT-Martin
Jan. 16	MOREHEAD ST.
Jan. 21	at Tennessee Tech
Jan. 23	at Middle Tennessee
Jan. 30	EASTERN ILLINOIS
Feb. 2	at Murray St.
Feb. 4	at Tennessee St.
Feb. 6	at Austin Peay
Feb. 13	at Morehead State
Feb. 16	SE MISSOURI
Feb. 18	TENNESSEE TECH
Feb. 20	MIDDLE TENNESSEE
Feb. 23-27	at OVC Tournament

Florida

1997-98 RESULTS

RECORD: 14-15 (6-10, 6th SEC East)

NICHOLLS ST.	W	66-63
CENTRAL FLORIDA	W	100-85
STETSON	W	79-69
COASTAL CAROLINA	W	62-44
DUQUESNE	W	99-66
Texas	L	82-85
Florida St.	L	81-83
McNEESE ST.	W	95-53
UAB	L	73-80
TENNESSEE	W	83-69
Ole Miss	L	79-90
GEORGIA	W	82-77
Arkansas	L	84-89
LSU	L	63-66
Jacksonville	W	75-69
VANDERBILT	W	85-69
South Carolina	L	72-74
Kentucky	W	86-78
MISSISSIPPI ST.	W	82-78
Georgia	L	77-87
AUBURN	W	81-64
Alabama	L	66-80
KENTUCKY	L	54-79
SOUTH CAROLINA	L	74-79
Tennessee	L	75-79
Vanderbilt	L	56-73
Auburn	W	68-64
South Carolina	L	60-71
GEORGETOWN	L	79-71

1998-99 SCHEDULE

Nov. 7	BK TRAVELERS (Exh.)
Nov. 11	CALIFORNIA ALL-STARS (Exh.)
Nov. 16	GEORGIA SOUTHERN
Nov. 20	Florida St.
Nov. 23	BETHUNE COOKMAN
Nov. 30	COASTAL CAROLINA
Dec. 5	CHARLESTON SOUTHERN
Dec. 9	Duke
Dec. 12	JACKSONVILLE
Dec. 20	LONG ISLAND
Dec. 22	MORHEAD ST.
Dec. 27	Michigan HIP Basketball Classic
Jan. 2	Kentucky
Jan. 6	VANDERBILT
Jan. 10	GEORGIA
Jan. 13	South Carolina
Jan. 16	Auburn
Jan. 20	LSU
Jan. 23	TENNESSEE
Jan. 27	ALABAMA
Jan. 30	Mississippi State
Feb. 4	KENTUCKY
Feb. 6	MISSISSIPPI
Feb. 10	Tennessee
Feb. 13	Georgia
Feb. 16	ARKANSAS
Feb. 24	SOUTH CAROLINA
Feb. 27	Vanderbilt
Mar. 4-7	at SEC Tournament

Jan. 2, 1999
LEXINGTON
Feb. 4, 1999
GAINESVILLE, FLA.


Billy Donovan


Eddie Shannon


Greg Stolt

GENERAL INFORMATION
Location: GAINESVILLE, FLA.
Enrollment: 42,000
Colors: ORANGE & BLUE
Founded: 1853
Nickname: GATORS
NCAA Division/Conference: DIVISION I/SOUTHEASTERN
Arena (Capacity): O'CONNELL CENTER (12,000)
All-Time Record In Arena: 158-76 (.675, 17 years)

UNIVERSITY PERSONNEL
President: Dr. John Lombardi (Pamono College '63)
Phone: (352) 392-0186
Athletic Director: Jeremy Foley (Hobart '74)
Phone: (352) 375-4683
Athletic Department Phone: (352) 375-4683
Ticket Office Phone: (352) 375-4683 ext. 6000

MEDIA INFORMATION
SID Office Phone: (352) 375-4683 ext. 6100
SID: John Humenik
Home Phone: (352) 377-1908
Basketball Contact: Steve McClain
Home Phone: (352) 335-6539
E-mail: Stevem@gators.uaa.ufl.edu
Web Page: www.uaa.ufl.edu
SID Fax: (352) 375-4809
Press Row Phone: (352) 371-0281
Mailing Address: P.O. Box 14485, Gainesville, Fla. 32604-2485
Overnight Address: North-South Dr. (Florida Field), Stadium West, Sports Information Office (3 rd Floor), Gainesville, FL 32611
Fax-on-Demand: (770) 399-3066
Passcode: 732
Release: 1525
Stats: 1526
Last Box Score: 1532

COACHING STAFF
Head Coach: Billy Donovan (Providence '87)
Overall Record: 62-52 (.544, 4 years)
NCAA Appearances: 0
NIT Appearances: 1
School Record: 27-32 (.457, 2 year)
NCAA Appearances: 0
NIT Appearances: 1
Office Phone: (352) 375-4683 ext. 4285
Best Time to Call: SEC Teleconference (M & TH – 11 am EST)
Assistant Coaches: John Pelphrey (Kentucky '91), Anthony Grant (Dayton '87), Donnie Jones (Pikeville '88)

SERIES INFORMATION
Series Record: UK leads series 73-21
Series Record in Lexington: UK leads 36-6
Series Record in Gainesville: UK leads 27-13
Series Record at Neutral Sites: UK leads 10-2
First Meeting: Jan. 3, 1927 – UK 44, UF 36
Last Game: Feb. 18, 1998 – UK 79, UF 54
Current Series Streak: Won 1
Coach Donovan's Record Against UK: 1-5

1998-99 ROSTER

NO	NAME	POS	HT	WT	CL	PPG	RPG	HOMETOWN/HS/JuCo
00	Brent Wright	F	6-7	229	So.	7.4	4.3	Miami, Fla./Miami Senior
3	Eddie Shannon	G	5-11	167	Sr.	11.6	3.4	West Palm Beach, Fla./Cardinal Newman
4	Mark Timinski	G	5-7	150	Jr.	0.0	0.0	Boca Raton, Fla./St. Andrews
5	Teddy Dupay	G	5-10	172	Fr.	41.5	---	Cape Coral, Fla./Mariner
13	Mike Miller	F/G	6-8	201	Fr.	26.6	10.5	Mitchell, S.D./Mitchell
23	LaDarius Halton	G	6-3	190	Fr.	34.2	11.1	New Smyrna Beach, Fla./New Smyrna
24	Greg Stolt	F	6-8	225	Sr.	12.0	4.6	Huntsville, Ala./Grisson
25	Major Parker	F	6-3	215	So.	5.3	2.1	Ft. Lauderdale, Fla./Cardinal Gibbons
32	Patrick O'Connor	F	6-5	208	So.	0.0	0.4	Jacksonville, Fla./Bishop Kenny
34	Obiora Nnaji	C	6-11	232	Jr.	3.6	3.5	Orlando, Fla./Edgewater
35	Greg Cristell	C	6-9	236	So.	3.8	3.2	Clearwater, Fla./DeMatha
50	Udonis Haslem	C	6-7	265	Fr.	14.2	8.0	Miami, Fla./Miami Senior
52	Kenyan Weaks	G	6-4	194	Jr.	12.7	4.8	Concord, N.C./Fork Union Mil.

PLAYERS RETURNING
3 Starters: Shannon, Stolt, Weaks
6 Lettermen: Cristell, Nnaji, O'Connor, Parker, Timinski, Wright

PLAYERS LOST
2 Starters: Damen Maddox (6.1 ppg), Jason Willliams (17.1 ppg)
3 Lettermen: Jamaal Horton, Eddie Nunez, Dan Willliams

NEWCOMERS
4 Newcomers: Dupay, Halton, Haslem, Miller

Georgia


Ron Jirsa


G.G. Smith


Jumaine Jones

Jan. 26, 1999
ATHENS, GA.
Feb. 17, 1999
LEXINGTON

GENERAL INFORMATION

Location: ATHENS, GA.
Enrollment: 30,000
Colors: RED & BLACK
Founded: 1785
Nickname: BULLDOGS
NCAA Division/Conference: DIVISION I/SOUTHEASTERN
Arena (Capacity): STEGEMAN COLISEUM (10,523)
All-Time Record In Arena: 295-146 (.669, 35 years)

UNIVERSITY PERSONNEL

President: Dr. Michael Adams (Lipscomb '70)
Phone: (706) 542-1214
Athletic Director: Vince Dooley (Auburn '54)
Phone: (706) 542-9037
Athletic Department Phone: (706) 542-1306
Ticket Office Phone: (706) 542-1231

MEDIA INFORMATION

SID Office Phone: (706) 542-1621
SID: Claude Felton
Home Phone: (706) 543-3910
Basketball Contact: Tim Hix
Home Phone: (770) 513-0840
E-mail: thix@sports.uga.edu
Web Page: www.sports.uga.edu
SID Fax: (706) 542-7993
Press Row Phone: (706) 542-8052
Mailing Address: P.O. Box 1472, Athens, GA 30603
Overnight Address: Butts-Mehre Bldg., 1 Selig Circle, Athens, GA 30602
Fax-on-Demand: (770) 399-3066
Passcode: 732
Release: 1617
Stats: 1619
Last Box Score: 1622

COACHING STAFF

Head Coach: Ron Jirsa (Gettysburg '81)
Overall Record: 20-15 (.571, 1 year)
NCAA Appearances: 0
NIT Appearances: 1
School Record: 20-15 (.571, 1 year)
NCAA Appearances: 0
NIT Appearances: 1
Office Phone: (706) 542-1432
Best Time to Call: Weekday mornings, 9-11 a.m.
Assistant Coaches: Michael Hunt (Furman '83), Reggie Rankin (Ohio '89), Jerry Waters (Belmont '67)

SERIES INFORMATION

Series Record: UK leads series 93-17
Series Record in Lexington: UK leads 47-2
Series Record in Athens: UK leads 29-12
Series Record at Neutral Sites: UK leads 17-3
First Meeting: Mar. 1, 1921 – UK 20, UG 19
Last Game: Feb. 22, 1998 – UK 85, UG 74
Current Series Streak: Won 10
Coach Jirsa's Record Against UK: 0-2

1998-99 ROSTER

NO	NAME	POS	HT	WT	CL	PPG	RPG	HOMETOWN/HS/JuCo
10	Eric DeYoung	C	7-0	220	Sr.	2.3	2.7	Frankenmuth, Mich./Pasco Hernando CC
11	Adrian Jones	G	6-5	190	Jr.	2.8	1.1	Atlanta, Ga./South Atlanta
12	G.G. Smith	G	5-11	178	Sr.	13.5	2.9	Lexington, Ky./Cascia Hall Prep, Okla.
13	Badi Oliver	F	6-8	212	Jr.	2.5	1.6	W. Palm Beach, Fla./Cardinal Newman
20	Jumaine Jones	F	6-7	210	So.	14.7	8.5	Camilla, Ga./Mitchell-Baker
23	Ray Harrison	G	6-3	175	Sr.	11.9	3.0	Lithonia, Ga./Dunwoody
24	Michael Chadwick	G	6-4	200	Sr.	8.7	4.1	Phenix City, Ala./Central
32	D.A. Layne	G	6-2	190	Fr.	21.2	4.3	Marietta Ga./Wheeler
34	Robb Dryden	C	7-1	230	So.	0.8	1.2	Jacksonville, Fla./Terry Parker
42	Jon Nordin	F	6-8	230	Sr.	3.2	1.5	Lithonia, Ga./Shiloh
44	Ryan Lewis	F	6-9	215	Fr.	12.8	11.3	St. Petersburg, Fla./Lakewood

PLAYERS RETURNING

4 Starters: Jones, Smith, Harrison, Chadwick
5 Lettermen: Nordin, Jones, Oliver, Dryden, DeYoung

PLAYERS LOST

1 Starter: Larry Brown (6.3 ppg)
3 Lettermen: Derrick Dukes, Phenizzee Ransom, Lorenzo Hall

NEWCOMERS

2 Newcomers: Layne, Lewis

1997-98 RESULTS

RECORD: 20-15 (7-9, 4th SEC East)

N.C. State	L	45-47
Texas	W	89-87
MERCER	W	78-58
CHAS. SOUTHERN	W	116-59
GA. SOUTHERN	W	96-74
TEXAS	W	94-76
Stanford	L	74-76
Colorado	W	84-73
East Carolina	W	55-54
West Virginia	L	81-86
GEORGIA TECH	W	77-71
NORTH CAROLINA	L	*80-82
Auburn	L	62-73
KENTUCKY	L	79-90
Florida	L	77-82
SOUTH CAROLINA	L	60-68
Mississippi St.	L	64-69
LSU	W	61-52
OLE MISS	W	70-68
VANDERBILT	L	64-68
Tennessee	L	48-77
FLORIDA	W	87-77
ARKANSAS	W	86-70
Vanderbilt	W	81-62
ALABAMA	W	78-71
Kentucky	L	74-85
South Carolina	L	76-78
TENNESSEE	W	77-72
Mississippi St.	W	79-76
Ole Miss	L	67-72
Iowa	W	100-93
N.C. State	W	61-55
VANDERBILT	W	79-65
Penn St.	L	60-66
Fresno St.	W	95-79

*Overtime

1998-99 SCHEDULE

Nov. 7	MARATHON (Exh.)
Nov. 10	ATHLETES IN ACTION (Exh.)
Nov. 13	MERCER
Nov. 16	COLLEGE OF CHARLESTON
Nov. 23	MARSHALL
Nov. 29	at Texas
Dec. 2	at West Virginia
Dec. 4	FURMAN
Dec. 8	at Appalachian St.
Dec. 13	at Georgia Tech
Dec. 19	at Fresno State
Dec. 22	EAST CAROLINA
Dec. 28	LIU – BROOKLYN
Jan. 2	at Alabama
Jan. 6	MISSISSIPPI ST.
Jan. 10	at Florida
Jan. 13	VANDERBILT
Jan. 16	at Arkansas
Jan. 20	at Tennessee
Jan. 23	at Mississippi
Jan. 26	KENTUCKY
Jan. 30	AUBURN
Feb. 3	at Vanderbilt
Feb. 6	SOUTH CAROLINA
Feb. 13	FLORIDA
Feb. 17	at Kentucky
Feb. 20	LSU
Feb. 23	TENNESSEE
Feb. 27	at South Carolina
Mar. 4-7	at SEC TOURNAMENT

Georgia Tech

1997-98 RESULTS

RECORD: 19-14 (6-10, 6th ACC)

WINTHROP	W	95-65
Alabama	W	62-60
St. John's	W	77-65
Louisville	W	73-69
N.C. STATE	L	*69-71
DELAWARE ST.	W	84-63
Kentucky	L	71-85
COASTAL CAROLINA	W	100-63
Louisville	W	94-86
Georgia	L	71-77
Miami (Fla.)	W	69-61
NORTH TEXAS	W	93-76
WOFFORD	W	90-58
North Carolina	L	75-96
WAKE FOREST	W	70-63
Virginia	W	83-65
FLORIDA STATE	L	67-70
Maryland	L	67-70
N.C. State	L	51-56
GA. SOUTHERN	W	77-45
Duke	L	69-90
CLEMSON	W	70-52
N. CAROLINA	L	*100-107
Wake Forest	W	77-76
VIRGINIA	W	105-86
Florida State	W	72-59
Maryland	L	69-81
DUKE	L	53-76
Clemson	L	62-76
Maryland	L	65-83
SETON HALL	W	88-78
GEORGETOWN	W	*80-79
PENN STATE	L	70-75

*Overtime

1998-99 SCHEDULE

Nov. 2	ATHLETES IN ACTION (Exh.)
Nov. 9	CALIFORNIA ALL-STARS (Exh.)
Nov. 16	CHARLESTON SOUTHERN
Nov. 20	THE CITADEL
Nov. 27	vs. New Orleans (Big Island Tournament)
Dec. 5	APPALACHIAN ST.
Dec. 13	GEORGIA
Dec. 16	WOFFORD
Dec. 19	vs. Kentucky
Dec. 22	NORTH CAROLINA
Dec. 26	vs. Hofstra (Holiday Festival)
Dec. 30	MOUNT ST. MARY'S
Jan. 2	at N.C. State
Jan. 6	at Duke
Jan. 9	FLORIDA ST.
Jan. 16	WAKE FOREST
Jan. 19	at Maryland
Jan. 23	at Virginia
Jan. 28	CLEMSON
Jan. 31	at North Carolina
Feb. 2	N.C. STATE
Feb. 6	DUKE
Feb. 11	at Florida St.
Feb. 14	at Louisville
Feb. 16	at Wake Forest
Feb. 21	MARYLAND
Feb. 25	VIRGINIA
Feb. 28	at Clemson
Mar. 4-7	at ACC Tournament

Dec. 19, 1998
Georgia Dome, Atlanta
Delta Airlines Classic


Bobby Cremins


Dion Glover


Alvin Jones

GENERAL INFORMATION
Location: ATLANTA, GA.
Enrollment: 13,000
Colors: OLD GOLD & WHITE
Founded: 1885
Nicknames: YELLOW JACKETS, RAMBLING WRECK
NCAA Division/Conference: DIVISION I/ATLANTIC COAST
Arena (Capacity): ALEXANDER MEMORIAL COLISEUM (10,000)
All-Time Record in Arena: 416-143 (.744, 42 years)

INSTITUTE PERSONNEL
President: Dr. G. Wayne Clough (Georgia Tech '64)
Phone: (404) 894-5051
Athletic Director: Dave Braine (North Carolina '65)
Phone: (404) 894-5411
Athletic Department Phone: (404) 894-5400
Ticket Office Phone: (404) 894-5447

MEDIA INFORMATION
SID Office Phone: (404) 894-5445
SID: Mike Finn
Home Phone: (770) 938-9910
Basketball Contact: Mike Stamus
Home Phone: 770-951-1939
E-mail: mstamus@at.gtaa.gaatech.edu
Web Page: www.ramblinwreck.com
SID Fax: (404) 894-1248
Press Row Phone: (404) 894-5458 or (404) 894-5459
Mailing Address: 150 Bobby Dodd Way, N.W. Atlanta, GA 30332-0455
Fax-on-Demand: (336) 854-5859
Release: 41150
Stats: 41152
Last Box Score: 41153

COACHING STAFF
Head Coach: Bobby Cremins (South Carolina '70)
Overall Record: 426-274 (.608, 23 years)
NCAA Appearances: 11
NIT Appearances: 3
School Record: 326-204 (.615, 17 years)
NCAA Appearances: 10
NIT Appearances: 5
Office Phone: (404) 894-5425
Best Time to Call: Monday-Friday, 11-2 p.m.
Assistant Coaches: Kevin Cantwell (UNC Asheville '73), Dereck Whittenburg (N.C. State '84), Gary Leiner (Notre Dame '79)

SERIES INFORMATION
Series Record: UK leads series 54-14
Series Record in Lexington: UK leads 31-4
Series Record in Atlanta: UK leads 16-10
Series Record at Neutral Sites: UK leads 7-0
First Meeting: Feb. 23, 1924 – UK 33, GT 27
Last Game: Dec. 13, 1997 – UK 85, GT 71
Current Series Streak: Won 4
Coach Cremins' Record Against UK: 1-4

1998-99 ROSTER

NO	NAME	POS	HT	WT	CL	PPG	RPG	HOMETOWN/HS/JuCo
3	Tony Akins	G	6-10	185	Fr.	28.6	5.0	Lilburn, Ga./Berkmar
4	Alvin Jones	C	6-11	257	So.	6.8	6.7	Lakeland, Fla./Kathleen
5	Dion Glover	G	6-5	235	So.	18.4	5.0	Decatur, Ga./Cedar Grove
10	T.J. Vines	G	5-10	198	So.	2.6	0.9	Woodstock, Ga./Etowah
12	Ashley Kelly	F	6-7	194	Jr.	1.3	0.8	Albany, Ga./Westover
13	Darryl LaBarrie	G	6-3	189	So.*	12.1	3.4	Stone Mountain, Ga./Tucker/Fla. A & M
23	Jon Babul	F/G	6-7	218	So.*	2.2	2.8	North Attleboro, Mass./North Attleboro
32	Kyle Perry	G	5-10	177	So.	0.4	0.4	Snellville, Ga./South Gwinnett
33	Steve Economos	G	6-2	199	Fr.*	17.0	8.0	Dunwoody, Ga./Marist
34	Jason Floyd	G/F	6-6	195	Jr.	6.4	2.4	Hampton, Ga./Lovejoy
41	Paul Trotti	G	6-3	200	Jr.	0.5	0.3	Marietta, Ga./Pope
45	Bert Culbreth	G	6-4	205	So.	1.0	0.6	Loganville, Ga./South Gwinnett
52	Jason Collier	C/F	7-0	243	Jr.*	10.7	5.2	Springfield, Ohio/Catholic Central

* Redshirted in 1997-98

PLAYERS RETURNING
2 Starters: Glover, Jones
7 Lettermen: Floyd, Vines, Babul, Kelly, Perry, Trotti, Culbreth

PLAYERS LOST
3 Starters: Matt Harpring (21.6 ppg), Michael Maddox (13.2 ppg), Travis Spivey (5.7 ppg)
1 Letterman: Pablo Machado

NEWCOMERS
4 Newcomers: Akins, Collier, Economos, LaBarrie

Indiana


Bob Knight


A.J. Guyton


Luke Recker

Dec. 8, 1998
LOUISVILLE

GENERAL INFORMATION

Location: BLOOMINGTON, IND.
Enrollment: 36,000
Colors: CREAM & CRIMSON
Founded: 1820
Nickname: HOOSIERS
NCAA Division/Conference: DIVISION I/BIG TEN
Arena (Capacity): ASSEMBLY HALL (17,357)
All-Time Record In Arena: 618-220 (.737, 27 years)

UNIVERSITY PERSONNEL

President: Dr. Myles Brand (RPI '64)
Phone: (812) 855-4613
Athletic Director: Clarence Doninger (Indiana '60)
Phone: (812) 855-1966
Athletic Department Phone: (812) 855-1966
Ticket Office Phone: (812) 855-4006

MEDIA INFORMATION

SID Office Phone: (812) 855-9399
SID: Kit Klingelhoffer
Home Phone: (812) 339-6540
Basketball Contact: Gregg Elkin
Home Phone: (812) 330-0550
E-mail: gelkin@indiana.edu
Web Page: www.athletics.indiana.edu
SID Fax: (812) 855-9401
Press Row Phone: (812) 855-2754
Mailing Address: Media Relations Office, Assembly Hall, 1001 E. 17th St., Bloomington, IN 47408
Fax-on-Demand: (770) 399-3066
Passcode: 282
Release: 1420
Stats: 1421
Last Box Score: 1423

COACHING STAFF

Head Coach: Bob Knight (Ohio State '62)
Overall Record: 720-270 (.727, 33 years)
NCAA Appearances: 22
NIT Appearances: 3
School Record: 618-220 (.737, 27 years)
NCAA Appearances: 27
NIT Appearances: 3
Office Phone: (812) 855-2238
Best Time to Call: Contact SID
Assistant Coaches: Mike Davis (Thomas Edison '95), Pat Knight (Indiana '95), John Treloar (Belhaven College '78)

SERIES INFORMATION

Series Record: UK leads 21-20
Series Record in Lexington: UK leads 7-3
Series Record in Bloomington: IU leads 9-3
Series Record at Neutral Sites: UK leads 11-8
First Meeting: Dec. 18, 1924 – IU 20, UK 18
Last Game: Dec. 6, 1997 – UK 75, IU 72
Current Series Streak: Won 4
Coach Knight's Record Against UK: 14-16

1998-99 ROSTER

NO	NAME	POS	HT	WT	CL	PPG	RPG	HOMETOWN/HS/JuCo
4	Luke Recker	G/F	6-6	193	So.	12.8	3.9	Waterloo, Ind./DeKalb
10	Antwaan Randle El	G	5-11	180	Fr.*	—	—	Riverdale, Ill./Thornton
11	Dane Fife	G	6-4	190	Fr.	25.9	4.8	Clarkston, Mich./Clarkston
12	Luke Jimenez	G	6-3	195	Jr.	3.0	1.0	Redford Falls, Minn./Redwood Valley
23	Rob Turner	G	6-4	205	Sr.	7.3	2.8	Wilmington, Del./Tyler (Texas) JuCo
24	Michael Lewis	G	6-1	180	Jr.	6.2	2.5	Jasper, Ind./Jasper
25	A.J. Guyton	G	6-1	175	Jr.	16.8	3.5	Peoria, Ill./Central
30	William Gladness	F	6-8	218	Sr.	8.6	5.1	West Memphis, Ark./Carl Albert (Okla.) CC
32	Kyle Hornsby	G/F	6-5	205	Fr.	23.0	9.0	Annacoca, La./Annacoca
33	Larry Richardson	F	6-8	220	Jr.	2.9	1.3	Orange Park, Fla./Orange Park
35	Kirk Haston	F/C	6-10	230	Fr.*	—	—	Linton, Tenn./Perry Co.
43	Jarrod Odle	F	6-8	205	Fr.	26.0	11.7	Converse, Ind./Oak Hill (Va.)
44	Lynn Washington	F	6-7	225	Jr.	17.5	8.5	San Jose, Calif./Andrew Hill/ San Jose CC
53	Tom Geyer	F	6-8	240	Fr.*	—	—	Indianapolis, Ind./Lawrence North

* Redshirted in 1997-98

PLAYERS RETURNING

4 Starters: Guyton, Recker, Gladness, Lewis
3 Lettermen: Turner, Jiminez, Richardson

PLAYERS LOST

1 Starter: Andrae Patterson (12.6 ppg)
3 Lettermen: Charlie Miller, Richard Mandeville, Robbie Eggers

NEWCOMERS

7 Newcomers: Fife, Geyer, Haston, Hornsby, Odle, Randle El, Washington

1997-98 RESULTS

RECORD: 20-12 (9-7, Tied for 5th Big Ten)

Temple	L	53-59
UAB	W	80-64
Hawaii	L	65-82
NE Louisiana	W	103-69
NOTRE DAME	W	91-80
Kentucky	L	72-75
EVANSVILLE	W	85-73
UW-GREEN BAY	W	72-58
South Alabama	W	64-56
San Francisco	W	65-52
SW Missouri St.	W	78-66
Western Michigan	W	70-63
IOWA	L	76-89
Illinois	L	72-74
MICHIGAN	W	80-62
OHIO STATE	W	83-66
Northwestern	W	76-58
PURDUE	W	94-88
Wisconsin	W	69-59
Michigan St.	L	66-84
MINNESOTA	W	95-82
PENN STATE	W	95-76
Purdue	L	89-94
NORTHWESTERN	W	73-55
Ohio State	W	74-72
Michigan	L	64-112
ILLINOIS	L	72-82
Iowa	L	70-84
Ohio State	W	78-71
Purdue	L	71-76
Oklahoma	W	*94-87
Connecticut	L	68-78

*Overtime

1998-99 SCHEDULE

Nov. 1	MELBOURNE GIANTS (Exh.)
Nov. 4	ATHLETES IN ACTION (Exh.)
Nov. 7	at Seton Hall
Nov. 8	at South Carolina
Nov. 14	INDIANA STATE
Nov. 18	at UAB
Nov. 23-25	vs. Kansas St. (at Maui Invitational)
Dec. 1	at Notre Dame
Dec. 5	TEMPLE
Dec. 8	vs. Kentucky (at Louisville)
Dec. 11	BOISE ST. (Indiana Classic)
Dec. 20	SAN FRANCISCO
Dec. 27	DRAKE (at Hoosier Classic)
Dec. 31	at Iowa
Jan. 3	ILLINOIS
Jan. 5	at Michigan
Jan. 9	at Ohio State
Jan. 13	NORTHWESTERN
Jan. 16	at Purdue
Jan. 24	MICHIGAN ST.
Jan. 26	at Minnesota
Jan. 31	at Penn State
Feb. 3	WISCONSIN
Feb. 9	PURDUE
Feb. 13	at Northwestern
Feb. 17	OHIO STATE
Feb. 21	MICHIGAN
Feb. 23	at Illinois
Feb. 25	IOWA
Mar. 4-7	at Big Ten Tournament

Kansas

1997-98 RESULTS

RECORD: 35-4 (15-1, 1st Big 12)

SANTA CLARA	W	99-73
RICE	W	88-61
Western Ky.	W	75-62
UNLV	W	92-68
Arizona St.	W	*90-88
Florida St.	W	73-58
S. Arizona	W	90-87
EMPORIA ST.	W	102-50
Maryland	L	83-86
Pennsylvania	W	89-71
MASSACHUSETTS	W	73-71
MIDDLE TENN. ST.	W	103-68
PEPPERDINE	W	96-83
TCU	W	94-78
S. California	W	74-69
Ohio State	W	69-56
Vanderbilt	W	89-82
Hawaii	L	65-76
NEBRASKA	W	96-76
COLORADO	W	111-62
Texas	W	102-72
Texas A & M	W	83-65
KANSAS ST.	W	69-62
Missouri	L	73-74
TEXAS TECH	W	88-49
BAYLOR	W	94-47
Nebraska	W	82-71
Iowa State	W	83-62
MISSOURI	W	80-70
Kansas St.	W	73-58
Colorado	W	81-72
IOWA STATE	W	71-54
OKLAHOMA	W	83-70
Oklahoma St.	W	71-67
Kansas St.	W	68-61
Nebraska	W	91-59
Oklahoma	W	72-58
Prairie View A & M	W	110-52
Rhode Island	L	75-80

*Overtime

1998-99 SCHEDULE

Nov. 7	CALIFORNIA ALL-STARS (Exh.)
Nov. 10	AUSTRALIA (Exh.)
Nov. 13	GONZAGA
Nov. 17	at Pennsylvania
Nov. 21	FORT HAYS ST.
Nov. 27	vs. UNLV
Dec. 1	vs. Kentucky
Dec. 5	vs. Pepperdine
Dec. 8	IOWA
Dec. 12	SOUTHERN CAL
Dec. 17	DePAUL
Dec. 19	vs. Illinois
Dec. 23	at Saint Louis
Jan. 2	TEXAS A&M
Jan. 6	at Baylor
Jan. 9	IOWA ST.
Jan. 11	at Missouri
Jan. 16	at Massachusetts
Jan. 18	TEXAS
Jan. 24	MISSOURI
Jan. 27	at Nebraska
Jan. 30	COLORADO
Feb. 1	at Kansas St.
Feb. 7	at Colorado
Feb. 10	NEBRASKA
Feb. 13	at Texas Tech
Feb. 17	KANSAS ST.
Feb. 20	at Oklahoma
Feb. 22	OKLAHOMA ST.
Feb. 28	at Iowa St.
March 4-7	at Big 12 Tournament

Dec. 1, 1998
CHICAGO
GREAT EIGHT


Roy Williams


Lester Earl


Eric Chenowith

GENERAL INFORMATION
Location: LAWRENCE, KAN.
Enrollment: 27,407
Colors: CRIMSON & BLUE
Founded: 1866
Nickname: JAYHAWKS
NCAA Division/Conference: DIVISION I/BIG 12
Arena (Capacity): ALLEN FIELDHOUSE (16,300)
All-Time Record In Arena: 474-94 (.835, 43 years)

UNIVERSITY PERSONNEL
President: Dr. Robert Hemenway (Nebraska-Omaha '63)
Phone: (785) 864-3131
Athletic Director: Dr. Bob Frederick (Kansas '62)
Phone: (785) 864-3143
Athletic Department Phone: (785) 864-3143
Ticket Office Phone: (785) 864-3141

MEDIA INFORMATION
SID Office Phone: (785) 864-3417
Assistant A.D.: Doug Vance
Home Phone: (785) 841-1247
SID/Basketball Contact: Dean Buchan
Home Phone: (785) 766-5229
E-mail: kusports@falcon.cc.ukans.edu
Web Page: www.jayhawks.org
SID Fax: (785) 864-7944
Press Row Phone: (785) 864-3417
Mailing Address: 104 Allen Fieldhouse, Lawrence, KS 66045
Overnight Address: same
Fax-on-Demand: (770) 399-3066
Passcode: 1212
Release: 2120
Stats: 2121
Last Box Score: 2127

COACHING STAFF
Head Coach: Roy Williams (North Carolina '72)
Overall Record: 282-62 (.819, 10 years)
NCAA Appearances: 9
NIT Appearances: 0
School Record: 282-62 (.819, 10 years)
NCAA Appearances: 9
NIT Appearances: 0
Office Phone: (785) 864-3056
Best Time to Call: Call SID
Assistant Coaches: Matt Doherty (North Carolina '84), Neil Dougherty (Cameron '84), Joe Holladay (Oklahoma '69)

SERIES INFORMATION
Series Record: UK leads 17-3
Series Record in Lexington: UK leads 7-0
Series Record in Lawrence: UK leads 7-3
Series Record at Neutral Sites: UK leads 3-0
First Meeting: Feb. 16, 1950 – UK 68, KU 39
Last Game: Dec. 8, 1990 – UK 88, KU 71
Current Series Streak: Won 1
Coach Williams' Record Against UK: 1-1

1998-99 ROSTER

NO	NAME	POS	HT	WT	CL	PPG	RPG	HOMETOWN/HS/JuCo
3	Lester Earl	F	6-8	235	Jr.	7.6	6.5	Baton Rouge, La./Glen Oaks/ LSU
4	Ryan Robertson	G	6-5	190	Sr.	8.3	2.8	St. Charles, Mo./St. Charles West
5	Terry Nooner	G	6-0	170	Jr.	1.0	0.2	Raytown, Mo./Raytown
12	John Crider	G	6-3	180	Fr.	—	—	Horton, Kan./Horton
13	Jeff Boschee	G	6-1	185	Fr.	—	—	Valley City, N.D./Valley City
20	Kenny Gregory	G-F	6-5	215	So.	7.1	2.0	Columbus, Ohio/Independence
21	Nick Bradford	G-F	6-6	190	Jr.	4.2	2.5	Fayetteville, Ark./Fayetteville
22	Jeff Carey	F-C	6-9	230	Fr.	—	—	Camdenton, Mo./Camdenton
23	Jelani Janisse	G	6-3	210	Sr.	0.7	0.8	Los Angeles, Calif./L.A. City College
24	Marlon London	G	6-3	180	Fr.	—	—	Broadview, Ill./St. Joseph's
30	Chris Martin	G	6-2	190	Sr.	0.7	0.5	Overland Park, Kan./Shawnee Mission
31	Ashante Johnson	F	6-8	210	Jr.*	—	—	San Diego, Calif./Canada JC
32	T.J. Pugh	F	6-8	240	Sr.	5.7	5.0	Omaha, Neb./Creighton Prep
33	Luxe Axtell	G-F	6-9	210	So.*	—	—	Austin, Texas/Westlake/ Texas
44	Eric Chenowith	C	7-0	235	So.	5.5	4.9	Villa Park, Calif./Villa Park

*Redshirted 1997-98 season

PLAYERS RETURNING
2 Starters: Pugh, Robertson
8 Lettermen: Earl, Gregory, Chenowith, Bradford, Nooner, Janisse, Martin, Carey

PLAYERS LOST
3 Starters: Paul Pierce (20.4 ppg), Raef LaFrentz (19.8 ppg), Billy Thomas (13.6 ppg)
1 Letterman: CB McGrath

NEWCOMERS
5 Newcomers: Axtell, Boschee, Crider, Johnson, London

LSU


John Brady


Willie Anderson


Maurice Carter

Jan. 30, 1999
LEXINGTON

LSU Tigers

GENERAL INFORMATION

Location: BATON ROUGE, LA.
Enrollment: 28,077
Colors: PURPLE & GOLD
Founded: 1860
Nickname: FIGHTING TIGERS
NCAA Division/Conference: DIVISION I/SOUTHEASTERN
Arena (Capacity): PETE MARAVICH ASSEMBLY CENTER (14,164)
All-Time Record In Arena: 296-110 (.730, 27 years)

UNIVERSITY PERSONNEL

President: Dr. William L. Jenkins (Pretoria, South Africa '58)
Phone: (225) 388-6977
Athletic Director: Joe Dean (LSU '55)
Phone: (225) 388-3600
Athletic Department Phone: (225) 334-4578
Ticket Office Phone: (225) 388-2184

MEDIA INFORMATION

SID Office Phone: (225) 388-8226
SID: Herb Vincent
Home Phone: (225) 336-4781
Basketball Contact: Kent Lowe
Home Phone: (225) 761-1734
E-mail: clowe@lsu.edu
Web Page: www.sports.lsu.edu
SID Fax: (504) 388-1861
Press Row Phone: (504) 388-8226
Mailing Address: P.O. Box 25095, Baton Rouge, La. 70894
Overnight Address: Athletic Administration Building, North Stadium Drive at Nicholson Drive, Baton Rouge, La. 70894
Fax-on-Demand: (770) 399-3066
Passcode: 732
Release: 1830
Stats: 1832
Last Box Score: 1806

COACHING STAFF

Head Coach: John Brady (Belhaven '76)
Overall Record: 98-95 (.508, 7 years)
NCAA Appearances: 0
NIT Appearances: 0
School Record: 9-18 (.333, 1 year)
NCAA Appearances: 0
NIT Appearances: 0
Office Phone: (504) 388-8217
Best Time to Call: Weekday mornings
Assistant Coaches: Kermit Davis, Jr. (Mississippi St. '82), Butch Pierre (Mississippi St. '84), Donnie Tyndall (Morehead St. '93)

SERIES INFORMATION

Series Record: UK leads 69-20
Series Record in Lexington: UK leads 33-4
Series Record in Baton Rouge: UK leads 24-14
Series Record at Neutral Sites: UK leads 12-2
First Meeting: Feb. 27, 1933 – UK 51, LSU 38
Last Game: Feb. 4, 1998 – UK 63, LSU 61
Current Series Streak: Won 8
Coach Brady's Record Against UK: 0-1

1998-99 ROSTER

NO	NAME	POS	HT	WT	CL	PPG	RPG	HOMETOWN/HS/JuCo
00	Omar-Seli Mance	G	6-3	200	Fr.	20.0	5.0	Lithonia, Ga./Lithonia
3	Jamaal Wolfe	G	6-0	180	Jr.	10.6	2.3	Baton Rouge, La./Lon Morris (Texas) JC
11	Brandon Landry	G	6-1	170	Fr.	—	—	Baton Rouge, La./Catholic
12	Darryl Cooper	G	6-2	178	Fr.	21.2	6.0	Stone Mountain, Ga./Redan Central
15	Jeremy Comeaux	G	6-3	185	So.	0.0	0.5	Opelousas, La./Westminister
21	Brian Beshara	F	6-8	220	So.	3.4	2.0	Dallas, Texas/Rice
22	Maurice Carter	G	6-4	205	Sr.	14.4	3.7	Jackson, Miss./Forest Hill
31	Jermaine Williams	F	6-6	170	Fr.	11.6	—	Baton Rouge, La./Parkview Baptist
32	Willie Anderson	G	6-4	205	Sr.	12.0	3.2	Orlando, Fla./Western Nebraska JC
33	Marqus Ledoux	F	6-8	190	Fr.	14.0	6.0	Baton Rouge, La./Parkview Baptist
34	Cedric Carter	F	6-7	215	Sr.	8.1	6.1	Natchez, Miss./Lon Morris JC (Texas)
40	Brian Helquist	F	6-9	250	Fr.	17.0	14.0	Jacksonville, Fla./University Christi
41	Collis Temple III	G	6-4	210	Fr.	26.9	—	Baton Rouge, La./University HS
45	Jack Warner	G	6-5	205	Jr.	1.0	0.4	Plymouth, Minn./Wayzata
52	Jabari Smith	C	6-11	240	Fr.	18.0	12.0	Atlanta, Ga./Metropolitan JC
54	Brad Bridgewater	F	6-8	236	Fr.	19.0	7.0	Baton Rouge, La./Pointe Coupee Central

PLAYERS RETURNING

2 Starters: Maurice Carter, Anderson
1 Letterman: Cedric Carter

PLAYERS LOST

3 Starters: Rogers Washington (9.2 ppg), DeJuan Collins (8.8 ppg), Louis Earl (3.4 ppg)
4 Lettermen: Rhodaria Caston, Chico Potts, Reggie Tucker, Leroy Womack

NEWCOMERS

11 Newcomers: Bridgewater, Cooper, Helquist, Mance, Smith, Temple, Wolfe, Ledoux, Williams, Beshara, Landry

1997-98 RESULTS

RECORD: 9-18 (2-14, 6th SEC West)

SOUTHERN-NEW ORLEANS	W	99-51
CENTENARY	W	59-41
Fresno State	L	65-90
NICHOLLS ST.	W	72-52
LAMAR	L	64-70
JACKSON ST.	W	57-49
Texas	L	63-69
ROBERT MORRIS	W	63-58
SOUTHERN-BATON ROUGE	W	77-66
HOUSTON	W	72-50
Arkansas	L	59-62
ALABAMA	L	57-60
South Carolina	L	53-70
AUBURN	W	59-54
Florida	W	66-63
Ole Miss	L	58-80
GEORGIA	L	52-61
ARKANSAS	L	68-85
TENNESSEE	L	65-72
KENTUCKY	L	61-63
Mississippi St.	L	48-85
Auburn	L	44-66
OLE MISS	L	57-83
Alabama	L	60-69
Vanderbilt	L	58-60
MISSISSIPPI ST.	L	62-63
Tennessee	L	62-73

1998-99 SCHEDULE

Nov. 16	TEXAS-PAN AMERICAN
Nov. 21	McNEESE ST.
Nov. 25	NORTH CAROLINA A&T
Nov. 30	at Houston
Dec. 12	JACKSON ST.
Dec. 16	PRAIRIE VIEW A&M
Dec. 19	TEXAS
Dec. 22	TROY ST.
Dec. 29	BELMONT
Jan. 2	ARKANSAS
Jan. 6	at Tennessee
Jan. 9	AUBURN
Jan. 13	ALABAMA
Jan. 16	at Mississippi St.
Jan. 20	FLORIDA
Jan 23	VANDERBILT
Jan. 27	at Arkansas
Jan. 30	at Kentucky
Feb. 3	MISSISSIPPI
Feb. 6	at Auburn
Feb. 10	at Alabama
Feb. 13	at Arizona
Feb. 17	SOUTH CAROLINA
Feb. 20	at Georgia
Feb. 24	MISSISSIPPI ST.
Feb. 27	at Mississippi
March 4-7	at SEC TOURNAMENT

Louisville

1997-98 RESULTS

RECORD: 12-20 (5-11, 5th C-USA)

Hofstra	W	75-66
Illinois	W	58-57
Georgia Tech	L	69-73
North Carolina	L	72-81
PURDUE	L	69-87
ARKANSAS	L	*83-100
MOREHEAD ST.	W	84-54
Georgia Tech	L	86-94
MISSISSIPPI	L	70-74
Kentucky	W	79-76
SE MISSOURI	W	91-69
MARQUETTE	L	70-71
ST. JOHN'S	W	73-67
DEPAUL	W	73-57
Syracuse	L	65-69
UAB	L	53-55
CINCINNATI	L	57-71
SAINT LOUIS	W	87-81
UNC Charlotte	L	75-84
UCLA	L	82-88
Cincinnati	L	61-67
Saint Louis	L	55-64
SOUTH FLORIDA	L	60-62
TULANE	W	81-62
Houston	W	72-69
UNC CHARLOTTE	L	68-73
Marquette	L	52-57
Memphis	L	75-93
SOUTHERN MISS	L	62-72
DePaul	W	*85-82
South Florida	W	75-64
Cincinnati	L	50-64

*Overtime

1998-99 SCHEDULE

Nov. 3	PUERTO RICO (Exh.)
Nov. 22	WESTERN KENTUCKY
Dec. 5	at Ole Miss
Dec. 7	TOWSON ST.
Dec. 12	ATHLETES IN ACTION (Exh.)
Dec. 17	at North Carolina
Dec. 19	DEPAUL
Dec. 21	at Dayton
Dec. 26	KENTUCKY
Dec. 30	MORGAN ST.
Jan. 2	at Michigan St.
Jan. 6	SAINT LOUIS
Jan. 10	at South Florida
Jan. 13	at Marquette
Jan. 17	at DePaul
Jan. 21	CINCINNATI
Jan. 23	UCLA
Jan. 28	at Saint Louis
Jan. 30	UNC CHARLOTTE
Feb. 4	MEMPHIS
Feb. 6	MARQUETTE
Feb. 11	at UNC Charlotte
Feb. 14	GEORGIA TECH
Feb. 16	HOUSTON
Feb. 18	at Tulane
Feb. 21	at Cincinnati
Feb. 25	UAB
Feb. 27	at Southern Miss
Mar. 3-6	at C-USA Tournament

Dec. 26, 1998
LOUISVILLE

LOUISVILLE


Denny Crum


Nate Johnson


Alex Sanders

GENERAL INFORMATION
Location: LOUISVILLE, KY.
Enrollment: 22,000
Colors: RED & BLACK
Founded: 1798
Nickname: CARDINALS
NCAA Division/Conference: DIVISION I/CONFERENCE USA
Arena (Capacity): FREEDOM HALL (18,865)
All-Time Record In Arena: 511-102 (.834, 42 years)

UNIVERSITY PERSONNEL
President: Dr. John Shumaker (Pittsburgh '64)
Phone: (502) 858-5420
Athletic Director: Tom Jurich (Northern Arizona '78)
Phone: (502) 852-5732
Athletic Department Phone: (502) 852-5732
Ticket Office Phone: (502) 852-5151

MEDIA INFORMATION
SID Office Phone: (502) 852-6581
SID: Kenny Klein
Home Phone: (502) 636-3555
E-mail: keklei01@homer.louisville.edu
Web Page: www.louisville.edu/athletics
SID Fax: (502) 852-7401
Press Row Phone: (502) 852-5567
Mailing Address: U of L Sports Information, Louisville, KY 40292
Overnight Address: 2100 S. Floyd St., SAC E203, Louisville, KY 40208
Fax-on-Demand: (201) 585-5404
Passcode: 1100
Release: 1611
Stats: 1612
Last Box Score: 1615

COACHING STAFF
Head Coach: Denny Crum (UCLA '58)
Overall Record: 625-253 (.712, 27 years)
NCAA Appearances: 21
NIT Appearances: 3
School Record: 625-253 (.712, 27 years)
NCAA Appearances: 21
NIT Appearances: 3
Office Phone: (502) 852-6651
Best Time to Call: Weekday mornings
Assistant Coaches: Jerry Eaves (Louisville '86), Scott Davenport (Louisville '78), Vince Taylor (Duke '82)

SERIES INFORMATION
Series Record: UK leads 20-9
Series Record in Lexington: UK leads 11-3
Series Record in Louisville: UK leads 7-4
Series Record at Neutral Sites: Tied at 2-2
First Meeting: Feb. 15, 1913 – UK 34, UL 10
Last Game: Dec. 27, 1997 – UL 79, UK 76
Current Series Streak: Lost 1
Coach Crum's Record Against UK: 6-11

1998-99 ROSTER

NO	NAME	POS	HT	WT	CL	PPG	RPG	HOMETOWN/HS/JuCo
3	Tony Williams	F	6-7	190	Jr.	9.1	5.0	Louisville, Ky./Doss
5	Marques Maybin	G	6-3	175	So.	10.0	1.7	Clarksville, Tenn./Northwest
10	Cameron Murray	G	6-0	180	Sr.	8.8	2.0	Glendora, Ca./USC
13	Haji Turner	F	6-8	210	Fr.*	—	—	Charlottesville, Va./Charlottesville
15	Travis Best	G	6-1	190	So.	0.9	1.0	Frankfort, Ind./Frankfort
21	Nate Johnson	F	6-6	215	Jr.	12.3	5.9	Camden, N.J./Camden
23	Eric Johnson	F/G	6-3	215	Sr.	7.9	2.8	Cincinnati, Ohio/Woodward
25	Jeff McKinley	G	6-5	200	So.	1.5	0.9	Independence, Ky./Simon Kenton
33	Dion Edwards	F	6-9	220	Jr.	23.4	8.2	Cincinnati, Ohio/Westark CC
34	Kevin Smiley	G	6-6	185	Jr.	10.1	5.2	Louisville, Ky./Allegany College
44	Alex Sanders	F/C	6-7	260	Sr.	10.5	6.0	Houston, Texas/Oak Hill, Va.
51	Tobiah Hopper	F	6-9	225	Jr.	20.0	9.2	Hopkinsville, Ky./St. Catherine JC
—	Caleb Gervin	G	6-1	175	Fr.	31.2	6.0	Palm Springs, Calif./Cathedral City

*Redshirted in 1997-98

PLAYERS RETURNING
4 Starters: Johnson, Sanders, Maybin, Murray
4 Lettermen: Williams, Johnson, McKinley, Best

PLAYERS LOST
1 Starter: Damion Dantzler (8.4 ppg)
3 Lettermen: Jerry Johnson, Craig Farmer, Matt Akridge

NEWCOMERS
5 Newcomers: Edward, Gervin, Hopper, Smiley, Turner

Maryland


Gary Williams


Terrell Stokes


Laron Profit

Dec. 12, 1998
LEXINGTON

GENERAL INFORMATION

Location: COLLEGE PARK, MD.
Enrollment: 33,006
Colors: RED, WHITE, BLACK & GOLD
Founded: 1807
Nickname: TERRAPINS
NCAA Division/Conference: DIVISION I/ATLANTIC COAST
Arena (Capacity): COLE FIELD HOUSE (14,500)
All-Time Record In Arena: 431-146 (.747, 42 years)

UNIVERSITY PERSONNEL

President: Dr. C.D. Mote (California '61)
Phone: (301) 405-5803
Athletic Director: Deborah A. Yow (Elon '74)
Phone: (301) 314-7075
Athletic Department Phone: (301) 314-7075
Ticket Office Phone: (301) 314-7070

MEDIA INFORMATION

SID Office Phone: (301) 314-7064
S.I.D.: Dave Haglund
Home Phone: (301) 879-2518
Basketball Contact: Chuck Walsh
Home Phone: (301) 890-9671
E-mail: cwalsh2@umdacc.umd.edu
Web Page: www.umterps.com
SID Fax: (301) 314-9094
Press Row Phone: (301) 314-8624
Mailing Address: P.O. Box 295, College Park, MD 20741
Overnight Address: Room 1112, Cole Field House, Campus Drive, University of Maryland, College Park, MD 20741
Fax-on-Demand: (336) 854-5859
Release: 51150
Stats: 51152
Last Box Score: 51153

COACHING STAFF

Head Coach: Gary Williams (Maryland '68)
Overall Record: 371-240 (.607, 20 years)
NCAA Appearances: 8
NIT Appearances: 6
School Record: 164-112 (.594, 9 years)
NCAA Appearances: 5
NIT Appearances: 1
Office Phone: (301) 314-7029
Best Time to Call: Contact SID
Assistant Coaches: Billy Hahn (Maryland '75), Dave Dickerson (Maryland '89), Jimmy Patsos (Catholic '89)

SERIES INFORMATION

Series Record: UK leads 5-3
Series Record in Lexington: UK leads 2-0
Series Record in College Park: UM leads 2-1
Series Record at Neutral Sites: UK leads 2-1
First Meeting: Jan. 19, 1928 – UM 37, UK 7
Last Game: Nov. 24, 1995 – UK 96, UM 84
Current Series Streak: Won 2
Coach Williams' Record Against UK: 0-1

1998-99 ROSTER

NO	NAME	POS	HT	WT	CL	PPG	RPG	HOMETOWN/HS/JuCo
3	Laron Profit	F/G	6-5	202	Sr.	15.8	5.2	Charleston, S.C./Caesar Rodney, Del.
5	Juan Dixon	G	6-3	152	Fr.*	23.4	4.5	Baltimore, Md./Calvert Hall
12	Terrell Stokes	G	6-0	187	Sr.	5.4	2.6	Philadelphia, Pa./Simon Gratz
15	Danny Miller	G	6-8	205	Fr.	20.5	7.9	Mt. Holly, N.J./Rancocas Valley
20	Matt Hahn	G	6-0	162	Jr.	1.0	0.0	Columbia, Md./Atholton
21	LaRon Cephas	G	6-7	223	So.*	0.3	1.4	Wilmington, Del./The Sanford School
23	Steve Francis	G	6-3	194	Jr.	25.3	7.1	Takoma Park, Md./Allegany CC
31	Norman Fields	G	6-0	185	Sr.	1.9	0.9	Mt. Vernon, N.Y./Mt. St. Michael
33	Mike Mardesich	C/F	7-0	249	So.*	5.4	4.3	Boston, Mass./Worcester Academy
35	Lonny Baxter	F	6-8	225	Fr.	21.0	11.0	Silver Spring, Md./Hargrave Mil. Acad.
44	Terence Morris	F	6-9	205	So.	7.4	3.5	Frederick, Md./Thomas Johnson
45	Brian Watkins	F	6-9	229	Sr.*	2.1	1.7	Nashville, Tenn./Overland
54	Obinna Ekezie	C/F	6-10	262	Sr.	12.8	6.5	Port Harcourt, Nigeria/Worcester Acad.

*Redshirted in 1997-98

PLAYERS RETURNING

3 **Starters:** Ekezie, Profit, Stokes
6 **Lettermen:** Morris, Mardesich, Watkins, Fields, Hahn, Cephas

PLAYERS LOST

2 **Starters:** Rodney Elliott (15.0 ppg), Sarunas Jasikevicius (12.4 ppg)
2 **Lettermen:** Matt Kovarik, Atman Smith

NEWCOMERS

4 **Newcomers:** Francis, Miller, Baxter, Dixon

1997-98 RESULTS

RECORD: 21-11 (10-6, 3rd ACC)

South Carolina	L	*72-76
FARLEIGH DICKINSON	W	81-70
MT. ST. MARY'S	W	102-74
FLORIDA INT.	W	117-70
Clemson	L	*65-78
Kansas	W	86-83
G. Washington	L	66-70
UMBC	W	104-66
UNC ASHEVILLE	W	110-52
UNC WILMINGTON	W	74-36
Missouri	L	79-83
DUKE	L	72-104
FLORIDA ST.	W	81-74
N.C. State	W	68-65
NORTH CAROLINA	W	*89-83
Wake Forest	L	60-72
Georgia Tech	W	70-67
CLEMSON	W	74-69
Duke	L	59-86
VIRGINIA	W	77-70
Florida St.	W	68-62
N.C. STATE	W	78-63
North Carolina	L	67-85
WAKE FOREST	L	79-83
GEORGIA TECH	W	81-69
Virginia	W	74-66
Temple	W	83-66
Georgia Tech	W	83-65
North Carolina	L	*73-83
Utah State	W	82-68
Illinois	W	67-61
Arizona	L	79-87

Overtime

1998-99 SCHEDULE

Nov. 4	CROATIA (Exh.)
Nov. 11	CALIFORNIA ALL-STARS (Exh.)
Nov. 14	WESTERN CAROLINA
Nov. 17	UMBC
Nov. 20	HOFSTRA
Nov. 23	DUQUESNE
Nov. 26-28	at Puerto Rico Shootout
Dec. 3	WAKE FOREST
Dec. 6-7	vs. Stanford (at BB&T Classic) G. Washington vs. DePaul
Dec. 12	at Kentucky
Dec. 19	vs. Princeton
Dec. 23	NORTH TEXAS
Dec. 27	S.C. STATE
Jan. 3	DUKE
Jan. 7	at Virginia
Jan. 10	N.C. STATE
Jan. 13	at North Carolina
Jan. 19	GEORGIA TECH
Jan. 24	at Clemson
Jan. 27	FLORIDA ST.
Jan. 31	at Wake Forest
Feb. 3	at Duke
Feb. 6	VIRGINIA
Feb. 10	at N.C. State
Feb. 13	NORTH CAROLINA
Feb. 21	at Georgia Tech
Feb. 24	CLEMSON
Feb. 27	at Florida St.
Mar. 4-7	at ACC Tournament

Mercer

1997-98 RESULTS

RECORD: 5-21 (2-14, 6th West)

PIEDMONT	W	91-67
WINTHROP	W	86-75
Georgia	L	58-78
FURMAN	L	65-76
Kansas State	L	60-89
NORTH GEORGIA	W	82-76
Coastal Carolina	L	63-68
Western Carolina	L	65-71
GEORGIA SOUTHERN	L	71-72
Duke	L	64-126
CENTRAL FLORIDA	L	72-82
STETSON	L	64-76
FLORIDA ATLANTIC	L	55-56
FIU	L	68-83
Centenary	L	59-82
Troy State	L	67-71
SAMFORD	W	70-53
JACKSONVILLE ST.	W	97-82
Coll. Of Charleston	L	47-67
Campbell	L	59-63
Georgia State	L	70-84
TROY STATE	L	74-75
CENTENARY	L	64-77
GEORGIA ST.	L	57-73
Jacksonville St.	L	80-86
Samford	L	59-81

1998-99 SCHEDULE

Nov. 4	VASDA ALL-STARS (Exh.)
Nov. 8	TBA (Exh.)
Nov. 13	at Georgia
Nov. 16	at Winthrop
Nov. 19	at Kentucky
Nov. 21	at Wake Forest
Nov. 28	COASTAL CAROLINA
Dec. 5	COVENANT COLLEGE
Dec. 9	at Furman
Dec. 19	UNC ASHEVILLE
Dec. 29	Wichita State (Cessna Classic)
Jan. 2	at Jacksonville St.
Jan. 4	SAMFORD
Jan. 7	JACKSONVILLE ST.
Jan. 9	at Samford
Jan. 14	at Troy State
Jan. 16	CAMPBELL
Jan. 19	GEORGIA ST.
Jan. 23	at Stetson
Jan. 25	at Jacksonville
Jan. 30	CENTENARY
Feb. 4	at Central Florida
Feb. 6	at Florida Atlantic
Feb. 13	JACKSONVILLE
Feb. 15	STETSON
Feb. 18	TROY ST.
Feb. 20	at Georgia State
Feb. 25-27	at TAAC Tournament

Nov. 19, 1998
LEXINGTON


Mark Slonaker


Mark Adamson


Steve Davis

GENERAL INFORMATION
Location: MACON, GEORGIA
Enrollment: 2,400
Colors: BLACK & ORANGE
Founded: 1833
Nickname: BEARS
NCAA Division/Conference: DIVISION I/TRANS AMERICA
Arena (Capacity): MACON CENTREPLEX/PORTER GYM (500)

UNIVERSITY PERSONNEL
President: Dr. R. Kirby Godsey (Samford '57)
Phone: (912) 752-2500
Athletic Director: Bobby Pope (Georgia College '70)
Phone: (912) 722-2994
Athletic Department Phone: (912) 752-2994
Ticket Office Phone: (912) 752-2994

MEDIA INFORMATION
SID Office Phone: (912) 752-2735
SID/Basketball Contact: Kevin Coulombe
Home Phone: (912) 746-4975
E-mail: coulombe/kd@mercer.edu
Web Page: www.mercer.edu
SID Fax: (912) 752-5350
Press Row Phone: (912) 746-0441
Mailing Address: 1400 Coleman Ave., Porter Gym/SID, Macon, Ga. 31207
Overnight Address: same
Fax-on-Demand: (770) 563-1131
Passcode: 8222
Release: 2001

COACHING STAFF
Head Coach: Mark Slonaker (Georgia '80)
Overall Record: 5-21 (.192, 1 year)
NCAA Appearances: 0
NIT Appearances: 0
School Record: 5-21 (.192, 1 year)
NCAA Appearances: 0
NIT Appearances: 0
Office Phone: (912) 752-2736
Best Time to Call: Mornings
Assistant Coaches: John Lykins (Georgetown, Ky. '89), Dewey Haley (Chadron State '91), Mike Gillespie (Morehead St. '95)

SERIES INFORMATION
Series Record: 1-1
Series Record in Lexington: 1-0
Series Record in Macon: 0-1
Series Record at Neutral Sites: 0-0
First Meeting: Jan. 26, 1921 – UK 49, MU 25
Last Game: Feb. 25, 1922 – MU 35, UK 22
Current Series Streak: Lost 1
Coach Slonaker's Record Against UK: 0-0

1998-99 ROSTER

NO	NAME	POS	HT	WT	CL	PPG	RPG	HOMETOWN/HS/JuCo
3	Steve Davis	G	6-0	175	Sr.	3.2	1.4	Albany, Ga./Westover
4	Evans Davis	F	6-4	205	Sr.	11.0	5.9	Decatur, Ga./Dunwoody/Truett
5	Mark Adamson	F	6-6	215	Jr.	13.0	9.5	Ft. Stewart, Ga./Liberty County
10	Noel West	G	6-2	180	Fr.	26.0	7.0	Ft. Myers, Fla./Cape Coral Mariner
11	Terry Lawyer	F	6-8	205	So.	1.2	1.2	Pass Christian, Miss./Miss. St.
14	Russell Golden	F	6-4	230	Sr.	0.2	0.3	Dalton, Ga./Dalton
21	Earnest Brown	G	6-2	190	Jr.	2.0	2.0	Albany, Ga./Dougherty/Auburn Univ.
22	Korey McCray	G	6-1	185	So.	8.0	3.9	Decatur, Ga./Cedar Grove
25	John Pat Pickles	G	6-0	185	So.	—	—	Havana, Fla./Munroe/Thomas College
30	Isaac Stallworth	F	6-5	220	Jr.	9.2	4.2	Atlanta, Ga./Mt. Vernon/Broward CC
33	Rodney Kirtz	G	6-3	190	So.	4.2	2.6	Eastman, Ga./Dodge Co.
34	Aleem Muhammad	G	6-4	180	Fr.	24.0	9.0	Ellenwood, Ga./W.D. Mohammed
44	Jesse McMillan	C	6-9	220	Jr.	1.0	1.5	Inman, S.C./Chapman
55	Chris Ott	C	6-11	225	Sr.	4.2	2.6	Glendale, Ca./St. Francis/W. Valley CC

PLAYERS RETURNING
4 Starters: Adamson, Davis, Stallworth, McCray
5 Lettermen: Ott, Kirtz, Davis, Golden, McMillan

PLAYERS LOST
1 Starter: Mark Johnson (14.9 ppg)
3 Lettermen: Ronnie Nixon, Jesse McMillan, Russell Gordon

NEWCOMERS
5 Newcomers: Lawyer, Brown, Muhammad, Pickles, West

Miami, Fla.


Leonard Hamilton


Tim James


Johnny Hemsley

Dec. 5, 1998
LEXINGTON

MIAMI

GENERAL INFORMATION

Location: CORAL GABLES, FLA
Enrollment: 13,842
Colors: ORANGE, GREEN & WHITE
Founded: 1926
Nickname: HURRICANES
NCAA Division/Conference: DIVISION I/BIG EAST
Arena (Capacity): MIAMI ARENA (15,388)
All-Time Record In Arena: 45-56 (.440)

UNIVERSITY PERSONNEL

President: Edward T. Foote II (Yale '59)
Phone: (305) 284-5155
Athletic Director: Paul Dee (Florida '70)
Phone: (305) 284-3322
Athletic Department Phone: (305) 284-3822
Ticket Office Phone: 1-800-GOCANES

MEDIA INFORMATION

SID Office Phone: (305) 284-3244
SID: Bob Burda
Home Phone: (305) 596-7192
Basketball Contact: Sam Henderson
Home Phone: (305) 412-8364
E-mail: shenderson@miami.edu
Web Page: www.miami.edu/athletics/
SID Fax: (305) 284-2807
Press Row Phone: TBA
Mailing Address: P.O. Box 248167, Coral Gables, FL 33124-0820
Overnight Address: Rm. 150, 5821 San Amaro Dr., Coral Gables, FL 33146-0821
Fax-on-Demand: (401) 453-0660
Release: 1420
Stats: 1423
Last Box Score: 1424

COACHING STAFF

Head Coach: Leonard Hamilton (UT-Martin '71)
Overall Record: 154-192 (.445, 12 years)
NCAA Appearances: 2
NIT Appearances: 5
School Record: 98-128 (.432, 8 years)
NCAA Appearances: 1
NIT Appearances: 4
Office Phone: (305) 284-2680
Best Time to Call: Contact SID
Assistant Coaches: Dwight Freeman (Western St. '82), Stan Jones (Memphis St. '84), Scott Howard (Iowa St. '83)

SERIES INFORMATION

Series Record: UK leads 1-0
Series Record in Lexington: UK leads 1-0
Series Record in Coral Gables: 0-0
Series Record at Neutral Sites: 0-0
First Meeting: Dec. 3, 1956 – UK 114, UM 75
Current Series Streak: Won 1
Coach Hamilton's Record Against UK: 0-0

1998-99 ROSTER

NO	NAME	POS	HT	WT	CL	PPG	RPG	HOMETOWN/HS/JuCo
3	Mike Byars-Dawson	G	5-10	195	So.	2.5	1.0	Fort Worth, Texas/Dunbar
4	Michael Simmons	G	6-1	185	Fr.	12.0	—	Rialto, Calif./Mercersburg Acad.
5	John Salmons	G	6-7	220	Fr.	18.4	9.0	Plymouth, Pa./Plymouth-Whitemarsh
11	Jerry Schlie	F	6-6	200	So.	—	—	Holbrook, N.Y./Sachem
13	Joao Paulo Coelho	G	6-2	185	Fr.	17.4	2.3	Figueira da Foz, Portugal/Ginasio
14	Todd Manuel	G	6-2	180	So.	—	—	New Cannon, Ct./Cardinal
15	Nick Donovan	C	7-0	243	Sr.	0.7	0.8	Coventry, England/King Henry VIII
21	Mike Curcio	G	5-9	178	Sr.	—	—	Hobe Sound, Fla./Benjamin School
30	Vernon Jennings	G	6-3	215	Jr.	4.0	4.0	College Park, Ga./Banneker/Maine Central
31	Johnny Hemsley	G/F	6-5	200	Jr.	14.1	4.3	Baltimore, Md./Southern
34	Dwayne Wimbley	C	6-9	210	So.	1.1	2.3	Ft. Lauderdale, Fla./St. Thomas Aquinas
40	Tim James	F	6-7	221	Sr.	16.8	9.4	Miami, Fla./Northwestern
42	Kevin Houston	G	6-4	215	Jr.	23.5	10.2	Brooklyn, N.Y./Seward Co. CC
44	Elton Tyler	F	6-9	210	So.	4.1	2.6	Dorchester, Mass./West Roxbury
51	Mario Bland	C	6-6	265	Jr.	11.6	6.4	Jackson, Miss./Callaway

PLAYERS RETURNING

4 Starters: James, Bland, Hemsley, Jennings
5 Lettermen: Tyler, Wimbley, Byars-Dawson, Donovan, Corcio

PLAYERS LOST

2 Starters: Kevin Norris (8.0 ppg), Steve Frazier (5.6 ppg)

NEWCOMERS

4 Newcomers: Salmons, Simmons, Houston, Coelho

1997-98 RESULTS

RECORD: 18-10 (11-7, 2nd Big East 7)

Southern Illinois	W	73-61
FLORIDA ATLANTIC	W	69-47
UNC CHARLOTTE	W	89-72
EKU	W	86-64
Jacksonville	W	74-70
RUTGERS	W	63-55
GEORGETOWN	W	66-56
GEORGIA ST.	W	80-64
Memphis	W	65-57
GEORGIA TECH	L	61-69
Seton Hall	W	78-65
Pittsburgh	W	73-65
CONNECTICUT	W	76-67
West Virginia	L	84-98
St. John's	L	64-73
Syracuse	L	67-85
VILLANOVA	W	78-63
Boston College	W	67-57
Villanova	L	75-78
PROVIDENCE	W	64-54
SYRACUSE	L	63-72
NOTRE DAME	W	66-57
Providence	L	57-59
Notre Dame	W	65-59
SETON HALL	L	71-76
WEST VIRGINIA	W	70-66
Georgetown	L	56-62
UCLA	L	62-65

1998-99 SCHEDULE

Nov. 5	NEXT LEVEL SPORTS (Exh.)
Nov. 13	at Florida Atlantic
Nov. 18	UPSTATE BASKETBALL (Exh.)
Nov. 23	at UNC Charlotte
Nov. 27	NORTHERN IOWA
Dec. 5	at Kentucky
Dec. 8	BOSTON COLLEGE
Dec. 11	CENTRAL FLORIDA
Dec. 18	at Georgia State
Dec. 22	MEMPHIS
Dec. 27	vs. Ohio
Dec. 30	at Georgetown
Jan. 6	ST. JOHN'S
Jan. 9	NOTRE DAME
Jan. 13	at Rutgers
Jan. 16	at West Virginia
Jan. 20	CONNECTICUT
Jan. 24	at Boston College
Jan. 27	SETON HALL
Jan. 30	at Pittsburgh
Feb. 3	at St. John's
Feb. 6	GEORGETOWN
Feb. 8	at Syracuse
Feb. 13	at Providence
Feb. 16	VILLANOVA
Feb. 20	at Connecticut
Feb. 23	PITTSBURGH
Feb. 27	RUTGERS
Mar. 3-6	at Big East Tournament

Ole Miss

1997-98 RESULTS

RECORD: 22-7 (12-4, 1st SEC West)

LOUISIANA TECH	W	88-56
TEMPLE	W	87-74
ARK.-PINE BLUFF	W	81-36
Long Island	W	102-99
Ball State	L	66-70
Wichita State	W	71-48
BELMONT	W	100-59
PRAIRIE VIEW A&M	W	106-59
Louisville	W	74-70
NW STATE	W	99-52
SOUTH CAROLINA	W	73-54
FLORIDA	W	90-79
Alabama	W	74-63
Tennessee	L	67-77
LSU	W	80-58
MISSISSIPPI ST.	W	**81-77
Georgia	L	68-70
Auburn	L	67-68
Arkansas	L	87-100
ALABAMA	W	75-74
VANDERBILT	W	87-76
Kentucky	W	73-64
LSU	W	83-57
Mississippi St.	W	82-78
ARKANSAS	W	81-65
AUBURN	W	74-67
Georgia	W	72-67
South Carolina	L	77-87
Valparaiso	L	69-70

*Overtime

1998-99 SCHEDULE

Nov. 3	SPIRIT EXPRESS (Exh.)
Nov. 9	NORTH MELBOURNE (Exh.)
Nov. 13	ALABAMA ST.
Nov. 16	BELMONT
Nov. 18	at Temple
Nov. 23	ALABAMA A&M
Nov. 28	AUSTIN PEAY
Dec. 2	NE LOUISIANA
Dec. 5	LOUISVILLE
Dec. 7	WEST ALABAMA
Dec. 12	at Memphis
Dec. 21-23	at Puerto Rico Holiday Classic
Dec. 29	PRAIRIE VIEW A&M
Jan. 2	at Vanderbilt
Jan. 6	ALABAMA
Jan. 9	at Arkansas
Jan. 13	AUBURN
Jan. 16	KENTUCKY
Jan. 20	MISSISSIPPI ST.
Jan. 23	GEORGIA
Jan. 27	at South Carolina
Jan. 30	ARKANSAS
Feb. 3	at LSU
Feb. 6	at Florida
Feb. 9	at Auburn
Feb. 17	TENNESSEE
Feb. 20	at Mississippi St.
Feb. 24	at Alabama
Feb. 27	LSU
Mar. 4-7	at SEC Tournament

Jan. 16, 1999
OXFORD, MISS.


Rod Barnes


Keith Carter


Jason Smith

GENERAL INFORMATION
Location: OXFORD, MISS.
Enrollment: 13,315
Colors: CARDINAL RED & NAVY BLUE
Founded: 1848
Nickname: REBELS
NCAA Division/Conference: DIVISION I/SOUTHEASTERN
Arena (Capacity): C.M. "TAD" SMITH COLISEUM (8,135)
All-Time Record In Arena: 268-146 (.647, 33 years)

UNIVERSITY PERSONNEL
Chancellor: Dr. Robert C. Khayat (Ole Miss '61)
Phone: (601) 232-7111
Athletic Director: John Shafer (Auburn '69)
Phone: (601) 232-7546
Athletic Department Phone: (601) 232-7241
Ticket Office Phone: (601) 232-1517

MEDIA INFORMATION
SID Office Phone: (601) 232-7522
SID: Langston Rogers
Home Phone: (601) 236-3535
Basketball Contact: Lamar Chance
Home Phone: (601) 234-9640
E-mail: lchance@olemiss.edu
Web Page: www.olemisssports.com
SID Fax: (601) 232-7006
Press Row Phone: (601) 236-1931
Mailing Address: P.O. Box 217, University, MS 38677
Overnight Address: U.M. Athletics West, Fraternity Row, University, MS 38677
Fax-on-Demand: (770) 399-3066
Passcode: 732
Release: 1920
Stats: 1922
Last Box Score: 1924

COACHING STAFF
Head Coach: Rod Barnes (Ole Miss '88)
Overall Record: 0-0 (First year)
NCAA Appearances: 0
NIT Appearances: 0
School Record: 0-0 (First year)
NCAA Appearances: 0
NIT Appearances: 0
Office Phone: (601) 232-7534
Best Time to Call: Contact SID
Assistant Coaches: Marc Dukes (Mississippi College '77), Eric Bozeman (Arkansas Tech '81), Wayne Brent (NE Louisiana '89)

SERIES INFORMATION
Series Record: UK leads series 83-10
Series Record in Lexington: UK leads 43-2
Series Record in Oxford: UK leads 21-7
Series Record at Neutral Sites: UK leads 19-1
First Meeting: Jan. 9, 1925 – UK 26, UM 23
Last Game: Feb. 14, 1998 – UM 73, UK 64
Current Series Record: Lost 1
Coach Barnes' Record Against UK: 0-0

1998-99 ROSTER

NO	NAME	POS	HT	WT	CL	PPG	RPG	HOMETOWN/HS/JuCo
00	Jon Cantrell	F	6-8	225	Sr.	3.9	1.7	Germantown, Tenn./Memphis U. H.S.
3	Jason Flanigan	G	6-1	175	So.	4.1	1.6	Little Rock, Ark./Parkview
4	Jason Smith	F	6-6	220	Sr.	9.8	6.5	Wheatley, Ark./Palestine-Wheatley
12	Jason Harrison	G	5-4	150	Fr.	19.0	—	Little Rock, Ark./Parkview
13	Johnnie Rogers	F	6-9	220	Sr.	3.2	2.8	Laurel, Miss./R.H. Watkins/Jackson St.
20	Matt Pruitt	G	6-3	185	Fr.	21.3	6.2	Jonesboro, Ark./Jonesboro
21	Darrian Brown	F	6-6	200	Fr.	22.0	12.0	West Memphis, Ark./West Memphis
22	Michael White	G	6-1	180	Sr.	5.4	2.0	Tempe, Ariz./Jesuit
23	Syniker Taylor	G	6-2	195	Fr.	27.8	4.8	Gulfport, Miss./Gulfport
24	Marcus Hicks	F	6-6	200	Fr.	19.1	9.0	Jackson, Tenn./Northside/Northwest CC
25	Ladary Williams	F/G	6-6	200	Jr.	10.5	4.3	Oxford, Miss./Oxford/Northwest CC
30	Hunter Carpenter	G	6-0	180	Sr.	2.0	0.4	Little Rock, Ark./Central Arkansas Christ.
33	Keith Carter	G	6-4	195	Sr.	14.8	6.2	Perryville, Ark./Perryville
40	Michael Boone	F	6-4	270	Jr.	0.0	2.0	West Helena, Ark./Central
44	Rahim Lockhart	F	6-8	245	So.	3.5	3.1	Piney Woods, Miss./Piney Woods
54	John Engstrom	C	7-0	245	Fr.*	11.0	7.0	Paragould, Ark./Ridgecrest

*Redshirted in 1997-98

PLAYERS RETURNING
3 Starters: Carter, Smith, White
6 Lettermen: Boone, Cantrell, Carpenter, Flanigan, Lockhart, Rogers

PLAYERS LOST
2 Starters: Ansu Sesay (18.6 ppg), Anthony Boone (5.3 ppg)
1 Letterman: Joezon Darby

NEWCOMERS
7 Newcomers: Brown, Engstrom, Harrison, Hicks, Pruitt, Taylor, Williams

Mississippi State


Rick Stansbury


Tyrone Washington


Detrick White

Jan. 23, 1999
LEXINGTON

GENERAL INFORMATION

Location: STARKVILLE, MISS.
Enrollment: 15,714
Colors: MAROON & WHITE
Founded: 1878
Nickname: BULLDOGS
NCAA Division/Conference: DIVISION I/SOUTHEASTERN
Arena (Capacity): HUMPHREY COLISEUM (10,500)
All-Time Record In Arena: 206-98 (.678, 23 years)

UNIVERSITY PERSONNEL

President: Dr. Malcolm Portera (Miss. State '69)
Phone: (601) 325-3221
Faculty Representative: Dr. Kirk P. Arnett (Miss. State '68)
Phone: (601) 325-1999
Athletic Director: Larry Templeton (Miss. State '69)
Phone: (601) 325-2808
Athletic Department Phone: (601) 325-2532
Ticket Office Phone: (601) 325-2600

MEDIA INFORMATION

SID Office Phone: (601) 325-2703
Assistant AD: Mike Nemeth
Home Phone: (601) 323-7780
Basketball Contact: David Rosinski
Home Phone: (601) 324-0497
E-mail: rosinski@athletics.msstate.edu
Web Page: www.msstate.edu
SID Fax: (601) 325-3654
Press Row Phone: (601) 325-3776
Mailing Address: MSU Athletic Media Relations, P.O. Drawer 5308, Mississippi State, MS 39762
Overnight Address: MSU Athletic Media Relations, Humphrey Coliseum Room 202, Collegeview St., Mississippi State, MS 39762
Fax-on-Demand: (800) 300-2050
Passcode: 732
Release: 2028
Stats: 2030
Last Box Score: 2035

COACHING STAFF

Head Coach: Rick Stansbury (Campbellsville College '82)
Overall Record: First year
NCAA Appearances: 0
NIT Appearances: 0
School Record: First year
NCAA Appearances: 0
NIT Appearances: 0
Office Phone: (601) 325-3800
Best Time to Call: Weekdays 8-11 a.m.
Assistant Coaches: Greg Carter (Mississippi State '91), Robert Kirby (Pan American '83)

SERIES INFORMATION

Series Record: UK leads series 75-16
Series Record in Lexington: UK leads 38-4
Series Record in Starkville: UK leads 27-10
Series Record at Neutral Sites: UK leads 10-2
First Meeting: Feb. 28, 1921– UK 28, MSU 13
Last Game: Jan. 10, 1998 – UK 77, MSU 71
Current Series Streak: Won 2
Coach Stansbury's Record Against UK: 0-0

1998-99 ROSTER

NO	NAME	POS	HT	WT	CL	PPG	RPG	HOMETOWN/HS/JuCo
4	T.J. Billups	G/F	6-4	200	So.	2.1	1.4	Jackson, Miss./Lanier
5	Todd Myles	G	6-4	175	Jr.	2.9	1.7	Brooklyn, N.Y./North Idaho College
13	Ward Griffith	G/F	6-5	205	So.	0.0	0.5	Rockville, Md./St. Thomas More Prep
15	Joe Marshall	G	6-2	195	So.	13.8	2.1	Mobile, Ala./LeFlore/Col. Of S. Idaho
20	Tang Hamilton	F	6-7	215	So.	4.4	3.1	Jackson, Miss./Lanier
21	Michael Gholar	G/F	6-5	205	Fr.	18.5	8.5	Prentiss, Miss./Prentiss
22	Bart Hyche	G	5-11	170	Sr.	6.8	1.2	Winfield, Ala./Winfield
23	Detrick White	G	6-1	180	Sr.	12.2	4.9	Durant, Miss./Connors State
24	Marckell Patterson	G	6-5	175	Fr.	29.4	9.5	Eupora, Miss./Eupora
32	Warren Jones	G/F	6-6	180	Sr.	17.9	8.5	Greenwood, Miss./Pillow Academy
33	Quentin Smith	F/C	6-9	240	Jr.	2.1	2.5	Vicksburg, Miss./Vicksburg
42	Tyrone Washington	C	6-10	260	Sr.	12.9	9.3	Indianola, Miss./Gentry
45	Oral Roberts	F/C	6-7	245	Sr.	3.5	3.3	Kingstown, St. Vincent/Bossier Parish (La.)
55	Robert Jackson	F/C	6-8	245	Fr.	17.4	8.7	Milwaukee, Wis./Washington

PLAYERS RETURNING

3 **Starters:** Washington, Hyche, White
4 **Lettermen:** Hamilton, Roberts, Myles, Billups

PLAYERS LOST

2 **Starters:** Horatio Webster (17.0 ppg), Whit Hughes (3.5 ppg)
1 **Letterman:** Trey Moore

NEWCOMERS

5 **Newcomers:** Jackson, Marshall, Patterson, Gholar, Jones

1997-98 RESULTS

RECORD: 15-15 (4-12, 5th SEC West)

CENTENARY	W	64-40
TEXAS-PAN AM	W	90-60
Alaska-Fairbanks	W	**66-64
Gonzaga	L	68-70
Southwest Missouri St.	W	79-68
TENNESSEE TECH	W	83-57
NW STATE	W	84-73
OKLAHOMA	W	*67-65
James Madison	W	73-69
Old Dominion	W	62-57
UT-Martin	W	80-60
St. Joseph's	L	58-65
Penn State	W	58-57
Alabama	W	56-52
Arkansas	L	70-83
KENTUCKY	L	71-77
Vanderbilt	L	73-77
GEORGIA	W	69-64
Mississippi	L	**77-81
AUBURN	L	66-69
ARKANSAS	L	73-76
Florida	L	*78-82
Auburn	L	*66-68
LSU	W	85-48
South Carolina	L	65-76
TENNESSEE	L	63-87
MISSISSIPPI	L	78-82
ALABAMA	L	70-85
LSU	W	63-62
Georgia	L	76-79

Overtime

1998-99 SCHEDULE

Nov. 7	ARKANSAS EXPRESS (Exh.)
Nov. 11	HUNGARY (Exh.)
Nov. 17	vs. Arkansas-Pine Bluff (at Jackson)
Nov. 21	vs. NW State (at Tupelo)
Nov. 25	BELMONT
Nov. 28	UT-MARTIN
Nov. 30	SAM HOUSTON ST.
Dec. 2	JACKSONVILLE ST.
Dec. 8	CENTENARY
Dec. 12	SE LOUISIANA
Dec. 21-22	at Golden Bear Classic
Dec. 27-30	at Rainbow Classic
Jan. 2	SOUTH CAROLINA
Jan. 6	at Georgia
Jan. 9	at Alabama
Jan. 13	ARKANSAS
Jan. 16	LSU
Jan. 20	at Mississippi
Jan. 23	at Kentucky
Jan. 27	at Auburn
Jan. 30	FLORIDA
Feb. 3	ALABAMA
Feb. 6	at Tennessee
Feb. 10	VANDERBILT
Feb. 13	at Arkansas
Feb. 20	MISSISSIPPI
Feb. 24	at LSU
Feb. 27	AUBURN
Mar. 4-7	at SEC Tournament

South Carolina

1997-98 RESULTS

RECORD: 23-8 (11-5, 2nd SEC East)

Maryland	W	*76-72
THE CITADEL	W	77-58
BELMONT	L	72-61
Virginia Tech	W	74-73
Chattanooga	W	67-55
Clemson	L	57-62
ST. JOSEPH'S	W	77-65
S.C. STATE	W	90-85
TOWSON	W	65-55
Ole Miss	L	54-73
VANDERBILT	W	71-70
LSU	W	70-53
Kentucky	L	70-91
Georgia	W	68-60
TENNESSEE	W	81-51
Auburn	W	61-56
Furman	W	79-52
FLORIDA	W	74-72
CINCINNATI	W	67-65
Vanderbilt	W	65-61
Tennessee	L	69-70
ALABAMA	W	74-63
MISSISSIPPI ST.	W	76-65
Arkansas	L	88-96
Florida	W	79-74
GEORGIA	W	78-76
KENTUCKY	L	57-69
Florida	W	71-60
Ole Miss	W	87-77
Kentucky	L	56-86
Richmond	L	61-62

*Overtime

1998-99 SCHEDULE

Nov. 3	MARATHON OIL (Exh.)
Nov. 7	vs. Valparaiso (at NABC Classic)
Nov. 8	vs. Indiana (at NABC Classic)
Nov. 16	TBA (Exh.)
Nov. 23	WOFFORD
Nov. 28	THE CITADEL
Nov. 30	JACKSONVILLE
Dec. 4	vs. Coll. of Charleston (MVP Classic)
Dec. 5	vs. Old Dominion (MVP Classic)
Dec. 16	CLEMSON
Dec. 19	EAST CAROLINA
Dec. 22	vs. Purdue
Dec. 29	S.C. STATE
Jan. 2	at Mississippi St.
Jan. 5	KENTUCKY
Jan. 9	at Tennessee
Jan. 13	FLORIDA
Jan. 16	at Alabama
Jan. 20	at Vanderbilt
Jan. 24	at Syracuse
Jan. 27	OLE MISS
Jan. 30	VANDERBILT
Feb. 3	AUBURN
Feb. 6	at Georgia
Feb. 10	ARKANSAS
Feb. 13	at Kentucky
Feb. 17	at LSU
Feb. 20	TENNESSEE
Feb. 24	at Florida
Feb. 27	GEORGIA
Mar. 4-7	at SEC Tournament

Jan. 5, 1999
COLUMBIA
Feb. 13, 1999
LEXINGTON

"Gamecocks"


Eddie Fogler


BJ McKie


William Gallman

GENERAL INFORMATION

Location: COLUMBIA, S.C.
Enrollment: 25,489
Colors: GARNET & BLACK
Founded: 1801
Nickname: GAMECOCKS
NCAA Division/Conference: DIVISION I/SOUTHEASTERN
Arena (Capacity): FRANK McGUIRE ARENA (12,401)
All-Time Record In Arena: 332-100 (.773, 30 years)

UNIVERSITY PERSONNEL

President: Dr. John M. Palms (The Citadel '58)
Phone: (803) 777-2001
Athletic Director: Dr. Mike McGee (Duke '60)
Phone: (803) 777-8881
Athletic Department Phone: (803) 777-4202
Ticket Office Phone: (803) 777-4274

MEDIA INFORMATION

SID Office Phone: (803) 777-5204
SID: Kerry Tharp
Home Phone: (803) 776-0382
Basketball Contact: Brian Binette
Home Phone: (803) 736-9444
E-mail: brian.binette@sc.edu
Web Page: www.usc.sports.com
SID Fax: (803) 777-2967
Press Row Phone: (803) 777-6182
Mailing Address: Rex Enright Athletic Center, 1300 Rosewood Dr., Columbia, SC 29208
Fax-on-Demand: (770) 399-3066
Passcode: 732
Release: 2110
Stats: 2112
Last Box Score: 2116

COACHING STAFF

Head Coach: Eddie Fogler (North Carolina '70)
Overall Record: 227-144 (.612, 12 years)
NCAA Appearances: 6
NIT Appearances: 4
School Record: 85-64 (.570, 5 years)
NCAA Appearances: 2
NIT Appearances: 1
Office Phone: (803) 777-4198
Best Time to Call: 10 a.m.-noon (through SID office), non-game weekdays
Assistant Coaches: John Cooper (Wichita St. '91), Barclay Radebaugh (E. Tennessee St., '87)

SERIES INFORMATION

Series Record: UK leads 20-4
Series Record in Lexington: UK leads 11-1
Series Record in Columbia: UK leads 7-3
Series Record at Neutral Sites: UK leads 2-0
First Meeting: Feb. 24, 1928 – UK 56, USC 40
Last Game: Mar. 8, 1998 – UK 56, USC 40
Current Series Streak: Won 3
Coach Fogler's Record Against UK: 6-14

1997-98 ROSTER

NO	NAME	POS	HT	WT	CL	PPG	RPG	HOMETOWN/HS/JuCo
00	David Ross	F	6-5	215	So.	2.2	1.2	St. Petersburg, Fla./Boca Ciega
3	BJ McKie	G	6-2	190	Sr.	18.8	3.5	Columbia S.C./Irmo
5	Aaron Lucas	G	5-11	170	Fr.	22.3	5.2	Columbia, S.C./Richland Northeast
10	Jamel Bradley	G	6-2	160	Fr.	17.7	5.3	Beckley, W.V./Woodrow Wilson
13	Hagen Rouse	G	6-3	165	Jr.*	1.9	0.5	Greenville, S.C./J.L. Mann
14	Herbert Lee Davis	G-F	6-5	175	Jr.	4.8	1.3	Georgetown, S.C./Windchendon (Mass.)
20	William Gallman	F	6-7	230	Sr.	5.9	5.9	Chester, S.C./Chester
21	Bud Johnson	F-C	6-10	245	Sr.	2.2	2.5	Columbia, S.C./Eau Claire
23	Recus Nix	G	6-3	195	Sr.	1.8	1.8	Charleston, S.C./Allegany (Md.) CC
32	LeRon Williams	F	6-7	225	Sr.	10.3	4.3	Bradenton, Fla./Southeast/Florida
33	Damien Kinloch	F	6-7	200	Fr.	20.8	9.8	Charleston, S.C./North Charleston
35	Antonio Grant	F	6-5	225	So.*	6.6	4.4	North Augusta, S.C./New Hampton (N.H.)
50	Tony Kitchings	C	6-10	260	Fr.	16.4	13.2	Aiken, S.C./South Aiken

*Redshirted in 1997-98

PLAYERS RETURNING

3 Starters: McKie, Gallman, Grant
6 Lettermen: Ross, Rouse, Davis, Johnson, Nix, Williams

PLAYERS LOST

2 Starters: Melvin Watson (11.4 ppg), Ryan Stack (9.6 ppg)
1 Letterman: George Formanek

NEWCOMERS

4 Newcomers: Lucas, Bradley, Kinloch, Kitchings

Tennessee


Jerry Green


Brandon Wharton


C.J. Black

Jan. 12, 1999
LEXINGTON

Feb. 28, 1999
KNOXVILLE, TENN.

GENERAL INFORMATION

Location: KNOXVILLE, TENN.
Enrollment: 25,039
Colors: ORANGE & WHITE
Founded: 1794
Nickname: VOLUNTEERS
NCAA Division/Conference: DIVISION I/SOUTHEASTERN
Arena (Capacity): THOMPSON-BOLING ARENA (24,535)
All-Time Record In Arena: 113-61 (.649, 11 years)

UNIVERSITY PERSONNEL

President: Dr. Joseph E. Johnson (Birmingham Southern '55)
Phone: (423) 974-2206
Athletic Director: Doug Dickey (Florida '54)
Phone: (423) 974-1224
Athletic Department Phone: (423) 974-1220
Ticket Office Phone: (423) 656-1200

MEDIA INFORMATION

SID Office Phone: (423) 974-1212
SID: Haywood Harris
Home Phone: (423) 584-3347
Basketball Contact: David Grim
Home Phone: (423) 947-1792
E-mail: grim@gw.utk.edu
Web Page: www.utsports.com
SID Fax: (423) 974-1269
Press Row Phone: (423) 544-0789
Mailing Address: P.O. Box 15016, Knoxville, TN 39716
Overnight Address: 1720 Volunteer Blvd., Room 259, Knoxville, TN 37916
Fax-on-Demand: 1-800-300-2050
Passcode: 732
Release: 2207
Stats: 2209
Last Box Score: 2211

COACHING STAFF

Head Coach: Jerry Green (Appalachian State '68)
Overall Record: 242-187 (.564, 15 years)
NCAA Appearances: 2
NIT Appearances: 1
School Record: 20-9 (.690, 1 year)
NCAA Appearances: 1
NIT Appearances: 0
Office Phone: (423) 974-1206
Best Time to Call: Call SID Office
Assistant Coaches: Chris Ferguson (Cumberland '81), Byron Samuels (UNC-Charlotte '83), Eric Pauley (Kansas '93)

SERIES INFORMATION

Series Record: UK leads series 126-58
Series Record in Lexington: UK leads 74-14
Series Record in Knoxville: UK leads 43-40
Series Record at Neutral Sites: UK leads 9-4
First Meeting: Feb. 16, 1910 – UK 26, UT 5
Last Game: Feb. 11, 1998 – UK 80, UT 74
Current Series Streak: Won 11
Coach Green's Record Against UK: 0-2

1997-98 ROSTER

NO	NAME	POS	HT	WT	CL	PPG	RPG	HOMETOWN/HS/JuCo
3	Rashard Lee	F	6-6	205	Sr.	10.2	2.9	Durham, N.C./Hillside
5	Aaron Green	G	6-2	200	Sr.	4.3	1.2	Sweetwater, Tenn./Sweetwater
14	Tony Harris	G	6-0	165	So.	14.2	2.7	Memphis, Tenn./East
15	Brandon Wharton	G	6-3	190	Sr.	16.8	4.0	Nashville, Tenn./Overton
22	Vincent Yarbrough	F	6-7	210	Fr.	24.0	14.0	Cleveland, Tenn./Cleveland
32	Del Baker	G	6-4	200	So.	1.8	1.0	Cleveland, Tenn./Cleveland
34	Vegas Davis	G	6-3	215	Jr.	6.2	3.1	Parker, Ariz./Parker
40	Torrey Harris	F	6-10	245	Sr.	3.9	4.8	Sardis, Miss./Piney Woods
43	C.J. Black	F	6-8	250	Jr.	12.6	6.8	Chattanooga, Tenn./Brainerd
44	Isiah Victor	F	6-9	210	So.	7.7	5.5	Hopkinsville, Ky./University Heights
55	Charles Hathaway	C	6-10	255	Jr.*	7.3	7.1	Nashville, Tenn./Hillwood

* Redshirted in 1997-98

PLAYERS RETURNING

5 **Starters:** Wharton, Tony Harris, Black, Lee, Hathaway
5 **Lettermen:** Victor, Davis, Green, Torrey Harris, Baker

PLAYERS LOST

No Starters
3 **Lettermen:** DeShay Jones, Scott Moore, Anthony Sewell

NEWCOMERS

1 **Newcomer:** Yarbrough

1997-98 RESULTS

RECORD: 20-9 (9-7, 3rd East)

WINTHROP	W	75-62
MIAMI (OHIO)	W	75-74
UNC-ASHEVILLE	W	75-69
AUSTIN PEAY	W	74-65
APPALACHIAN ST.	W	69-46
TENNESSEE TECH	W	83-69
WOFFORD	W	92-63
ST. JOSEPH'S	W	74-54
Memphis	W	68-66
S. California	W	74-70
Florida	L	69-83
AUBURN	L	69-74
Vanderbilt	L	79-80
MISSISSIPPI	W	77-67
South Carolina	L	51-81
KENTUCKY	L	67-85
Alabama	W	84-70
LSU	W	72-65
GEORGIA	W	77-48
SOUTH CAROLINA	W	70-69
Kentucky	L	74-80
ARKANSAS	W	74-71
Mississippi State	W	87-63
VANDERBILT	W	90-76
FLORIDA	W	79-75
Georgia	L	72-77
LSU	W	73-62
Arkansas	L	96-102
Illinois St.	L	*81-82

*Overtime

1998-99 SCHEDULE

Nov. 5	CALIFORNIA ALL-STARS (Exh.)
Nov. 9	PUERTO RICO NTL. (Exh.)
Nov. 13	Arizona
Nov. 15	TENNESSEE ST.
Nov. 17	CAL STATE-NORTHRIDGE
Nov. 19	Miami (Ohio)
Nov. 24	UT-CHATTANOOGA
Nov. 30	WESTERN CAROLINA
Dec. 2	MEMPHIS
Dec. 6	PITTSBURGH
Dec. 10	St. Joseph's
Dec. 19	South Florida
Dec. 22	UNC GREENSBORO
Jan. 2	Auburn
Jan. 6	LSU
Jan. 9	SOUTH CAROLINA
Jan. 12	Kentucky
Jan. 20	GEORGIA
Jan. 23	Florida
Jan. 27	Vanderbilt
Jan. 30	ALABAMA
Feb. 2	Arkansas
Feb. 6	MISSISSIPPI ST.
Feb. 10	FLORIDA
Feb. 13	VANDERBILT
Feb. 17	Mississippi
Feb. 20	South Carolina
Feb. 23	Georgia
Feb. 28	KENTUCKY
Mar. 4-7	at SEC Tournament

Tennessee State

1997-98 RESULTS

RECORD: 13-16 (8-10, 6th OVC)

ASBURY	W	121-54
Vanderbilt	L	64-94
FISK	W	97-52
SE Missouri	W	*79-77
Eastern Illinois	L	70-73
Northern Iowa	L	66-68
Indiana St.	L	67-99
Appalachian St.	L	53-73
Lafayette	L	59-71
Dartmouth	W	53-44
AUSTIN PEAY	W	75-55
MOREHEAD ST.	L	72-83
EKU	L	69-71
SE MISSOURI	L	59-60
Tennessee Tech	W	56-42
Middle Tennessee	L	57-67
UT-MARTIN	W	74-70
MURRAY ST.	L	84-96
Austin Peay	L	65-85
EASTERN ILLINOIS	L	56-64
Morehead St.	W	64-60
Eastern Kentucky	W	79-66
TENNESSEE TECH	L	74-76
MIDDLE TENN. STATE	W	81-76
UT-Martin	W	68-53
Murray St.	L	76-81
Eastern Illinois	W	84-79
Middle Tenn. State	W	74-70
Murray St.	L	69-92

*Overtime

1998-99 SCHEDULE

Nov. 10	SPORTS REACH (Exh.)
Nov. 13	VAJDA USA (Exh.)
Nov. 20	TREVECCA NAZARENE
Nov. 23	NORTHERN IOWA
Nov. 28	SPALDING
Dec. 3	EASTERN ILLINOIS
Dec. 5	SOUTHEAST MISSOURI ST.
Dec. 19-20	at UNO Classic
Dec. 19	vs. Troy State
Dec. 20	vs. Maine/UNO
Dec. 29	at Kentucky
Jan. 2	at Austin Peay
Jan. 7	at EKU
Jan. 9	at Morehead St.
Jan. 12	at Eastern Illinois
Jan. 14	MIDDLE TENN. ST.
Jan. 16	TENNESSEE TECH
Jan. 21	at Murray St.
Jan. 23	at UT-Martin
Jan. 28	BELMONT
Jan. 30	AUSTIN PEAY
Feb. 2	at SE Missouri St.
Feb. 4	EKU
Feb. 6	MOREHEAD ST.
Feb. 11	at Middle Tennessee St.
Feb. 13	at Tennessee Tech
Feb. 18	MURRAY ST.
Feb. 20	UT-MARTIN
Feb. 23-28	at OVC Tournament

Dec. 29, 1998
LEXINGTON


Frankie Allen


Jamie Roberts


Jason Johnson

GENERAL INFORMATION
Location: NASHVILLE, TENN.
Enrollment: 8,700
Colors: BLUE, RED & WHITE
Founded: 1912
Nickname: TIGERS
NCAA Division/Conference: DIVISION I/OHIO VALLEY
Arena (Capacity): GENTRY CENTER (11,000)
All-Time Record In Arena: 122-76 (.610. 18 years)

UNIVERSITY PERSONNEL
President: Dr. James A. Hefner (NC A&T '61)
Phone: (615) 963-7401
Athletic Director: Vivian L. Fuller (Fayetteville St. '77)
Phone: (615) 963-7750
Athletic Department Phone: (615) 963-7750
Ticket Office Phone: (615) 963-5841

MEDIA INFORMATION
SID Office Phone: (615) 963-5851
SID/Basketball Contact: Ed Atlas
Home Phone: (615) 367-0641
E-mail: edatlas@aol.com
Web Page: www.tnstate.edu
SID Fax: (615) 963-5594
Press Row Phone: (615) 963-7616
Mailing Address: 3500 John A. Merritt Blvd., Nashville, TN 37209
Fax-on-Demand: (241) 461-8345
Passcode: 6000
Release: 6910
Stats: 6912
Last Box Score: n/a

COACHING STAFF
Head Coach: Frankie Allen (Roanoke College '71)
Overall Record: 152-164 (.481)
NCAA Appearances: 2
NIT Appearances: 0
School Record: 96-103 (.482)
NCAA Appearances: 2
NIT Appearances: 0
Office Phone: (615) 963-5851
Best Time to Call: Weekday mornings
Assistant Coaches: Marc Joffe (UCLA '81), Thomas Hunter (Illinois St. '94), Shayne Carey (Stephen F. Austin '94)

SERIES INFORMATION
Series Record: UK leads 1-0
Series Record in Lexington: UK leads 1-0
Series Record in Nashville: 0-0
Series Record at Neutral Sites: 0-0
First Meeting: March 18, 1994 – UK 83, TSU 70
Current Series Streak: Won 1
Coach Allen's Record Against UK: 0-0

1998-99 ROSTER

NO	NAME	POS	HT	WT	CL	PPG	RPG	HOMETOWN/HS/JuCo
5	Demario Jones	F	6-6	200	So.	—	—	Atlanta, Ga./Columbia
10	Harold Spencer	G	6-0	175	Sr.	0.5	0.5	Knoxville, Tenn./Farragut
13	Brian Williams	G	5-10	180	Sr.	4.9	2.4	Detroit, Mich./Cooley/Oregon
24	Jamie Roberts	G	6-3	185	So.	14.9	4.4	Albany, Ga./Dougherty
25	George Parker	F	6-5	180	Sr.	2.2	0.8	Memphis, Tenn./Hamilton
30	Kevin Samuel	G	6-3	200	So.	12.8	5.0	Albany, Ga./Monroe
33	Keith Samuel	F	6-6	235	Jr.	7.6	4.2	Albany, Ga./Monroe
41	Jason Johnson	F	6-8	235	Jr.	13.4	7.4	Dyersburg, Tenn./Dyersburg
50	Julian Bankston	C	6-10	260	Jr.	5.2	4.6	Hendersonville, Tenn./Beech/Coll. of Charleston
	Ralph Martin	F/C	6-8	275	So.	—	—	Atlanta, Ga./Columbia
	Cory Williams	F	6-6	200	Jr.	—	—	New Orleans, La./Imperial Valley JC

PLAYERS RETURNING
5 **Starters:** Bankston, Johnson, Roberts, Samuel, Samuel
3 **Lettermen:** Williams, Parker, Spencer

PLAYERS LOST
No Starters
3 **Lettermen:** Kareem Gilbert, Seth Huber, Gerald Morris

NEWCOMERS
3 **Newcomers:** Jones, Martin, Williams

Vanderbilt


Jan van Breda Kolff


Atiba Prater


Dan Langhi

Jan. 9, 1999
NASHVILLE, TENN.
Feb. 24, 1999
LEXINGTON

VANDERBILT

GENERAL INFORMATION

Location: NASHVILLE, TENN.
Enrollment: 5,927
Colors: BLACK & GOLD
Founded: 1873
Nickname: COMMODORES
NCAA Division/Conference: DIVISION I/SOUTHEASTERN
Arena (Capacity): MEMORIAL GYM (15,311)
All-Time Record In Arena: 532-148 (.782, 45 years)

UNIVERSITY PERSONNEL

President: Joe B. Wyatt (Texas '56)
Phone: (615) 322-2168
Athletic Director: Todd Turner (North Carolina '73)
Phone: (615) 322-4106
Athletic Department Phone: (615) 322-4727
Ticket Office Phone: (615) 322-3544

MEDIA INFORMATION

SID Office Phone: (615) 322-4121
SID: Rod Williamson
Home Phone: (615) 794-1839
Basketball Contact: Tom Weber
Home Phone: (615) 832-6588
E-mail: webert@ctrvax.vanderbilt.edu
Web Page: www.vanderbilt.edu/athletics/
SID Fax: (615) 343-7064
Press Row Phone: (615) 320-0436
Mailing Address: P.O. Box 120158, Nashville, TN 37212-0158
Overnight Address: 2601 Jess Neely Dr., Nashville, TN 37212-0158
Fax-on-Demand: (770) 399-3066
Passcode: 732
Release: 2315
Stats: 2317
Last Box Score: 2318

COACHING STAFF

Head Coach: Jan van Breda Kolff (Vanderbilt '74)
Overall Record: 113-95 (.543, 7 years)
NCAA Appearances: 1
NIT Appearances: 3
School Record: 90-66 (.577, 5 years)
NCAA Appearances: 1
NIT Appearances: 3
Office Phone: (615) 322-6530
Best Time to Call: Weekdays 9 a.m.-noon
Assistant Coaches: Chris Walker (Villanova '92), Jerry Meyer (David Lipscomb '92)

SERIES INFORMATION

Series Record: UK leads 116-35
Series Record in Lexington: UK leads 61-13
Series Record in Nashville: UK leads 49-19
Series Record at Neutral Sites: UK leads 6-3
First Meeting: Feb. 22, 1912 – UK 28, VU 17
Last Game: Jan. 27, 1998 – UK 63, VU 61
Current Series Streak: Won 11
Coach van Breda Kolff's Record Against UK: 0-10

1998-99 ROSTER

NO	NAME	POS	HT	WT	CL	PPG	RPG	HOMETOWN/HS/JuCo
3	Michael LeBlanc	F	6-6	200	So.	1.8	0.4	Sugar Land, Tex./Strake Jesuit/UConn
4	Darius Coulibaly	C	7-1	230	Fr.*	5.0	5.0	Abidjan, Ivory Coast/Greensboro (N.C.) Day
5	Atiba Prater	G	6-1	170	Jr.	8.9	2.1	Stone Mountain, Ga./Dunwoody
10	Sam Howard	G	6-4	185	Fr.*	24.0	4.0	Nashville, Tenn./Goodpasture
13	James Strong	G	6-3	190	Jr.	5.4	2.6	Huntsville, Ala./Butler
15	Vince Ford	G	6-4	190	Sr.	7.4	3.1	Centreville, Ill./Cahokia
20	Deandre Moore	G	5-10	185	Fr.	18.0	2.5	Compton, Calif./Compton
21	Brian Williams	G	6-1	210	Jr.	0.4	0.0	Germantown, Tenn./Germantown
22	Iiro Tenngren	F	6-9	240	Fr.	23.7	9.7	Lynchburg, Va./Episcopal
32	Anthony Williams	F	6-7	230	So.	2.8	3.3	Waverly, Ala./Loachapoka
42	Dan Langhi	F	6-10	205	Jr.	6.3	2.9	Benton, Ky./Marshall Co.
44	Sam Lekwauwa	F	6-7	210	Fr.	14.5	10.2	Winston-Salem, N.C./Mt. Tabor
52	Greg LaPointe	F	6-9	235	So.	5.3	3.3	Mt. Pleasant, Mich./Mt. Pleasant

*Redshirted in 1997-98

PLAYERS RETURNING

2 Starters: Prater, Ford
5 Lettermen: Langhi, Strong, LaPointe, A. Williams, B. Williams

PLAYERS LOST

3 Starters: Drew Maddux (16.8 ppg), Austin Bates (13.8 ppg), Billy DiSpaltro (11.8 ppg)
1 Letterman: Gianni Cugini

NEWCOMERS

6 Newcomers: Coulibaly, Howard, LeBlanc, Moore, Lekwauwa, Tenngren

1997-98 RESULTS

RECORD: 20-13 (7-9, 5th SEC East)

EAST TENNESSEE ST.	W	81-53
FURMAN	W	102-55
MEMPHIS	W	86-77
TENNESSEE ST.	W	94-64
UT-MARTIN	W	87-57
Ohio State	W	64-54
Saint Louis	L	74-78
UAB	W	85-74
UNC-GREENSBORO	W	83-65
OREGON	W	69-58
New Mexico St.	W	79-72
Kansas	L	82-89
Nebraska	W	80-69
Kentucky	L	62-71
South Carolina	L	70-71
TENNESSEE	W	80-79
Alabama	W	72-69
MISSISSIPPI ST.	W	77-73
Florida	L	69-85
KENTUCKY	L	61-63
Georgia	W	68-64
SOUTH CAROLINA	L	61-65
Arkansas	L	83-93
Mississippi	L	76-87
GEORGIA	L	62-81
AUBURN	W	82-66
Tennessee	L	76-90
LSU	W	60-58
FLORIDA	W	73-56
Alabama	L	62-72
ST. BONAVENTURE	W	73-61
Wake Forest	W	72-68
Georgia	L	65-79

1998-99 SCHEDULE

Nov. 4	CALIFORNIA ALL-STARS (Exh.)
Nov. 9-10	at CoSIDA Classic
Nov. 14	ARMY
Nov. 16	AUSTIN PEAY
Nov. 21	NOTRE DAME
Nov. 24	MOREHEAD ST.
Nov. 28	OHIO STATE
Nov. 30	FLORIDA A&M
Dec. 5	at Memphis
Dec. 19	CAMPBELL
Dec. 22	at Oregon
Dec. 30	ALABAMA A&M
Jan. 2	MISSISSIPPI
Jan. 6	at Florida
Jan. 9	KENTUCKY
Jan. 13	at Georgia
Jan. 20	SOUTH CAROLINA
Jan. 23	at LSU
Jan. 27	TENNESSEE
Jan. 30	at South Carolina
Feb. 3	GEORGIA
Feb. 6	ARKANSAS
Feb. 10	at Mississippi St.
Feb. 13	at Tennessee
Feb. 17	at Auburn
Feb. 21	ALABAMA
Feb. 24	at Kentucky
Feb. 27	FLORIDA
Mar. 4-7	at SEC Tournament

Wright State

1997-98 RESULTS

RECORD: 10-18 (3-11, 7th Midwestern)

Central Michigan	W	82-72
OLD DOMINION	W	64-52
WILMINGTON	W	84-55
BALL STATE	L	62-69
OHIO	L	*56-57
Cincinnati	L	60-85
Bowling Green	W	76-67
Dayton	L	63-94
Michigan St.	L	52-95
CENTRAL MICHIGAN	W	79-72
Western Michigan	L	74-88
PRAIRIE VIEW A&M	W	69-65
LOYOLA	W	79-51
ILL.-CHICAGO	L	81-83
Butler	L	66-81
Detroit	L	75-80
Cleveland St.	L	67-85
UW-MILWAUKEE	L	62-69
UW-GREEN BAY	L	65-77
Loyola	L	52-59
Ill.-Chicago	L	70-82
BUTLER	W	57-53
CLEVELAND ST.	L	67-71
DETROIT	L	60-68
UW-Green Bay	L	62-74
UW-Milwaukee	W	75-65
Ill.-Chicago	W	74-73
Butler	L	48-67

*Overtime

1998-99 SCHEDULE

Nov. 3	SUPREME COURT (Exh.)
Nov. 9	ATLETES IN ACTION (Exh.)
Nov. 14	at Old Dominion
Nov. 17	CENTRAL MICHIGAN
Nov. 20	PITTSBURGH
Nov. 23	vs. Kentucky (at Cincinnati)
Nov. 28	SACRED HEART
Dec. 5	DENVER
Dec. 8	at Ball State
Dec. 12	at Denver
Dec. 14	at Northern Iowa
Dec. 19	MOREHEAD ST.
Dec. 21	PRAIRIE VIEW A&M
Dec. 28	CHICAGO ST.
Jan. 2	at Loyola
Jan. 4	at Illinois-Chicago
Jan. 9	BUTLER
Jan. 14	DETROIT
Jan. 16	CLEVELAND ST.
Jan. 21	at UW-Milwaukee
Jan. 23	at UW-Green Bay
Jan. 28	LOYOLA
Jan. 30	ILLINOIS-CHICAGO
Feb. 6	at Butler
Feb. 11	at Cleveland St.
Feb. 13	at Detroit
Feb. 18	UW-GREEN BAY
Feb. 20	UW-MILWAUKEE
Feb. 27-Mar. 2	at MCC Tournament

Nov. 23, 1998
CINCINNATI, OHIO


Ed Schilling


Inus Norville


Keion Brooks

GENERAL INFORMATION

Location: DAYTON, OHIO
Enrollment: 16,488
Colors: HUNTER GREEN & GOLD
Founded: 1964
Nickname: RAIDERS
NCAA Division/Conference: DIVISION I/MIDWESTERN COLLEGIATE
Arena (Capacity): E.J. NUTTER CENTER (10,632)
All-Time Record In Arena: 79-45 (.637, 8 years)

UNIVERSITY PERSONNEL

President: Dr. Kim Goldenberg
Phone: (937) 775-2771
Athletic Director: Dr. Michael J. Cusack
Phone: (937) 775-2771
Athletic Department Phone: (937) 775-2771
Ticket Office Phone: (937) 775-2771

MEDIA INFORMATION

SID Office Phone: (937) 775-2816/2831
SID: Robert J. Noss
Home Phone: (937) 426-9052
E-mail: rnoss@wright.edu
Web Page: www.wright.edu/athletics
SID Fax: (937) 775-2368/2818
Press Row Phone: (937) 775-4687
Mailing Address: 356 Nutter Center, Dayton, OH 45435

COACHING STAFF

Head Coach: Ed Schilling (Miami, Ohio '88)
Overall Record: 10-18 (1 year)
NCAA Appearances: 0
NIT Appearances: 0
School Record: 10-18 (.357, 1 year)
NCAA Appearances: 1
NIT Appearances: 0
Office Phone: (937) 775-2771
Best Time to Call: M-F, 1-2:30 PM

Assistant Coaches: Will Rey (NE Illinois '76), Rod Foster (UCLA '83), Ken Barer (George Washington '88)

SERIES INFORMATION

Series Record: UK leads 2-0
Series Record in Lexington: UK leads 2-0
Series Record in Dayton: 0-0
Series Record at Neutral Sites: 0-0
First Meeting: Dec. 2, 1992 – UK 81, WS 65
Last Game: Dec. 9, 1996 – UK 90, WS 62
Current Series Streak: Won 2
Coach Schilling's Record Against UK: 0-0

1998-99 ROSTER

NO	NAME	POS	HT	WT	CL	PPG	RPG	HOMETOWN/HS/JuCo
3	Onome Scott-Emuakpor	F	6-7	206	So.	1.7	1.6	East Lansing, Mich./East Lansing
10	Israel Sheinfeld	F	6-10	250	Fr.	—	—	Tel Aviv, Israel
20	Marcus May	G	5-10	170	Fr.	12.6	3.0	Indianapolis, Ind./North Central
21	Keion Brooks	G	6-3	173	Sr.	17.1	4.6	Ft. Wayne, Ind./North Side
22	Kevin Melson	F	6-6	195	So.	28.6	9.8	Detroit, Mich./Comm./Media/Schoolcraft
24	Louis Holmes	F	6-4	180	Fr.	31.3	13.0	Cleveland, Ohio/Orange Christian
25	Steve Yeagle	F	6-4	172	Jr.	2.3	1.1	Minford, Ohio/Minford
30	Sherman Curry	F	6-5	171	Sr.	8.2	3.7	McWilliams, Ala./Shields/Wallace CC
32	Brandon Pardon	G	6-0	192	So.	6.1	1.8	Middle Point, Ohio/Lincolnview
45	Ryan Grose	F	6-6	235	So.	2.9	1.8	Norwalk, Ohio/Norwalk
50	Inus Norville	C/F	6-9	271	Sr.	18.5	12.1	Rocky Mount, N.C./Hargrave Military
52	Bruno Petersons	C	7-0	244	So.	0.8	0.8	West Chicago, Ill./Wheaton Acad.

PLAYERS RETURNING

3 Starters: Brooks, Pardon, Curry
5 Lettermen: Yeagle, Grose, Scott-Emuakpor, Petersons, Norville

PLAYERS LOST

2 Starters: Thad Burton (12.3 ppg), Steno Kof (6.5 ppg)
1 Letterman: Tony Baultrippe

NEWCOMERS

4 Newcomers: May, Holmes, Melson, Sheinfeld



1997-98 Championship Review

Comeback Cats Capture NCAA Championship

UK Wins Second Title in Three Years



Tubby Smith's coaching performance earned him the SEC Coach of the Year award from The Associated Press.

When the Kentucky Wildcats trailed Utah at halftime, 41-31 in the 1998 NCAA Championship game in San Antonio, most observers believed a comeback was improbable. After all, the Cats had been outrebounded by the Utes, 24-6, in the first 20 minutes and no team had ever battled back from a 10-point deficit to win the national title.



Most had also doubted the Cats when they trailed top-seeded Duke by 17 points with 9:38 remaining in the second half and a chance at the Final Four falling from the leaking rafters in Tropicana Field.

Five months earlier, Kentucky was generally picked to finish somewhere in the top 10, according to the national polls. One preseason magazine had the Wildcats labeled as the 16th best team in the country.

But the consensus was based on facts:

- UK had undergone a national coaching change — Rick Pitino off to the Boston Celtics and former Wildcat assistant Orlando "Tubby" Smith back to the Bluegrass;
- Super-soph Ron Mercer had ended his UK career two years early and was picked sixth in the NBA Draft by the Celtics;
- The Cats also lost Derek Anderson, the 13th selection in the draft, as well as experienced veterans Anthony Epps and Jared Prickett.

It seemed as though there was simply too much change for a team that had just played in two NCAA Championship games.

Or so it appeared.

The Wildcats opened the Tubby Smith Era at home by entertaining Morehead State. The Eagles also were starting fresh, with new direction from a former Kentucky All-American, Coach Kyle Macy. The Cats had little trouble with MSU as UK rang up a school-record 17 blocked shots while holding the Eagles to 27.6 percent shooting en route to an 88-49 victory.



Jeff Sheppard's dunk over Luke Jimenez of Indiana propelled the Cats to a 75-72 victory.

Road to the Title

The following day, with nearly 400 fans in tow, the Wildcats boarded a chartered 747 in Louisville and headed to Hawaii for the Maui Invitational. After a day on the islands, the Wildcats paired off with George Washington in the first round. UK shot only 36.1 percent, but behind a defense that forced 21 turnovers and created 12 steals — a school-record eight by Wayne Turner — the Cats advanced to the second round with a 70-55 victory.

Waiting in the steamy Lahaina Civic Center on day two was the defending national champion, Arizona. It was a rematch of the '97 title game, when the Wildcats from the desert southwest had bested UK, 84-79 in overtime. And after an explosive Arizona start, boosted by Kentucky's woeful 23.1 percent shooting in the first quarter, UA built a 14-point lead that it never surrendered. Arizona won 89-74.

Kentucky was then left to battle for third place. UK disposed of Missouri, 77-55, then celebrated Thanksgiving the next day with its Big Blue faithful before departing for the mainland.

In games decided by 10 points or less, UK was 10-3 in 1998. In games decided by three points or less, the Cats were 7-1.

On the return, the Wildcats stopped in Phoenix for another rematch from the previous season, this time with Clemson. The Tigers had opened the 1997 campaign with a victory over UK in the BCA Classic, and though they returned four starters, the impending result would be much different. Kentucky outscored the 13th-ranked Tigers 16-2 in a second-half spurt to rally from five points down and earn a 15-point win, 76-61.



Evans recorded his first double-double at UK with 14 points and 10 rebounds against Georgia Tech.

The Wildcats returned to Lexington long enough to change clothes and planes before jetting to Chicago for yet another rematch from 1997, this time with fifth-ranked Purdue in the Great Eight. Nazr Mohammed charted 19 points in his hometown as the Cats won their second straight game over a ranked opponent, 89-75.



Bradley punctuated UK's win over American with a second-half dunk.

With five wins in its first six games, Kentucky stayed away from Lexington, traveling to the RCA Dome in Indianapolis for the annual match-up with Indiana. After building a nine-point lead in the second half, IU rallied, holding UK without a field goal in the last four minutes. But the Cats prevailed, 75-72.

Road to the Title

The Wildcats had survived a rugged preseason tournament, three ranked opponents and one arch-nemesis. But the road warriors were not finished. One more leg of the trip awaited, and after the Wildcats had crushed Canisius 81-54 in Buffalo, UK returned to the Bluegrass with a 7-1 record and 11,495 frequent-flyer miles.

STEVE MASIELLO
Reggie Hanson Sacrifice Award



Masiello's late-game appearances were filled with jumpers.

Returning home 23 days after the home opener, UK overcame a slow start with six Wildcats scoring in double figures to beat Georgia Tech, 85-71. Before Christmas, the Cats added home wins over Tulsa — Smith's first head coaching stop — and American, and two days after the holiday, fourth-ranked UK played host to unranked Louisville.

The "Comeback Cats" won 10 games after trailing at halftime on 12 occasions.

The confident Cats had not shot less than 40 percent from the field since the loss to Arizona, but the Cardinals applied the pressure and held UK to 37.5 percent shooting while burying 12 three-pointers to shock the Rupp Arena crowd with a 79-76 victory.

After crushing host Ohio with a reshuffled lineup that featured Mohammed at center and Jamaal Magloire in a reserve role, it was time to open Southeastern Conference play. UK used an enormous 57-18 advantage on the boards against visiting Vanderbilt as well as double-doubles by Mohammed and Scott Padgett, to cruise at home, 71-62.

Next on the schedule was perhaps the most anticipated game of the year — at Georgia (Jan. 6). It was Smith's first return to Athens, Ga., to the very school

"I thought that they played about as (high a level of) basketball as I've seen since I've been coaching."

COACH JERRY GREEN, TENNESSEE

that he had left for the Big Blue and to the very arena nicknamed "The Tub" in his brief two-year stint coaching the Bulldogs.

Media outlets from across the country besieged the eastern Georgia town to report the results. The headlines featured not only his return, but also the reunion with his son, G.G., who had stayed behind as the Bulldogs' starting point guard when Smith took the UK job. The nation watched G.G. bury three-pointers, younger brother Saul, a UK reserve, draw the defensive assignment on his brother, and mother Donna cheer for all involved from the first row. But when all the emotions had subsided, Coach Smith had led the Cats to a 90-79 victory.

ALLEN EDWARDS
Outstanding Senior
Most Charges
Most Deflections



Edwards floated for two of his 13 points in the Wildcats' loss to Louisville, one of three home defeats for UK.

Road to the Title



Dick Vitale interviewed Coach Smith, his wife Donna and son Saul after UK defeated Georgia in Athens. It was Coach Smith's first return to his previous coaching stop.

A road win at hostile Mississippi State followed, before the Wildcats returned to Rupp Arena to face South Carolina, the defending SEC champs and a team that had swept the Cats the previous season. The 14th-ranked Gamecocks were clipped early, falling behind 17-5. After battling back to within one, UK turned up the heat and rolled to a 91-70 victory.

Arkansas was next to visit the hardwood at Rupp, and Heshimu Evans used the occasion to showcase his abilities as one of the nation's finest sixth men. He came off the bench to help the Cats tie the Hogs in regulation, before scoring the first seven points of overtime as UK won, 80-77.

Despite consecutive victories over two ranked opponents, the Cats fell from No. 6 to No. 7 in the national polls the next week. UK responded with wins over Alabama in Louisville and Tennessee in Knoxville. The Wildcats then took their eight-game winning streak to Vanderbilt and escaped with an exciting 63-61 last-second victory. Mohammed took a Jeff Sheppard pass on the right wing, cut past a Commodore defender, glanced at the clock, and with the horn about to sound, threw up a running, underhanded push shot that banked in as time expired.

Incredible.

The following Saturday, as UK honored the 50th anniversary of the school's first NCAA Championship, the Wildcats were upended by Florida and former UK assistant, UF Coach Billy Donovan. Cameron Mills came off the bench to tally a career-best 31 points, but the effort wasn't enough as the Wildcats dropped their second loss at home in six weeks, 86-78.

Kentucky departed for Baton Rouge, toting a No. 7 ranking and an unblemished road record (6-0). The Cats dodged defeat as LSU had two shots inside the final seconds to either tie or win before UK escaped with another 63-61 win.

The Cats rolled past their next two opponents, earning wins at Villanova and at home against Tennessee.



Magloire threw down this two-handed slam against Vanderbilt to open conference play.



Mohammed led UK in rebounding, averaging 7.2 per game. He tallied 16 against Tennessee to help the Cats sweep the Vols.

Road to the Title

Another home date with Ole Miss on Valentine's Day resulted in another home loss for the Cats, their third of the season. The loss was perhaps more bitter than the two previous home defeats since UK had outplayed the Rebels in the first half, leading by 11 at halftime.



Through the dismal fog of defeat, UK had just learned a valuable lesson — never give up. And with that lesson, the fire for the Cats' championship run had been lighted.

With three of UK's final four regular season games on the road, Smith planned for a rededication of the season. He shuffled the team's focus, reinstituting 6 a.m. practices from the preseason.

NEW UK BLOCKS RECORD

The 1997-98 Wildcats set a school and SEC record for most blocks in a season with 240. The old UK record was set one year earlier, when the Cats tallied 203 blocks in 40 games. The SEC record had been 225 blocks by LSU in 1990.

It worked.

Kentucky headed to Florida and avenged its home loss of two weeks before, beating the Gators, who had just dismissed point guard Jason Williams, 79-54. UK then celebrated Senior Day by beating Georgia 85-74 at Rupp. With the victory, the Wildcats clinched at least a tie for the SEC crown. But they still had two road games remaining.

After rolling over Auburn, 83-58, behind Jeff Sheppard's 25 points to clinch the SEC East title, the Wildcats learned that Ole Miss had beaten Arkansas, handing the Cats their 39th SEC title outright.

All that was left was a date at South Carolina to face the Gamecocks on their Senior Day. With Allen Edwards out of the lineup following the death of his mother, Evans starred, recording 22 points and 12 rebounds. Sheppard continued his hot shooting, pouring in 24 points as UK ended the 'Cocks 22-game home winning streak, 69-57.

The Wildcats ended the regular season with a perfect 11-0 road record. But now it was time for the do-or-die postseason.



Road to the Title

Kentucky finished the 1998 season 33-0 when leading with two minutes to play.

"They made big plays and they went on that three-point shooting spree. They never lost their poise, and it wasn't one kid doing it for them. It was the Kentucky team."

COACH MIKE KRZYZEWSKI, DUKE

The Cats, who had beaten Alabama by three points at Freedom Hall, opened the SEC Tournament against the Crimson Tide without Magloire, who was suspended for one game for violating team rules. Top-seeded UK was sparked by freshman big-man Michael Bradley, who scored 10 points and grabbed six rebounds, as UK pulled away from 'Bama late and won by 11.



Jeff Sheppard converted two free throws after an intentional foul as the Cats rallied to beat Duke.

In the semifinals the next day against Arkansas, short-handed Kentucky began to show signs of possessing a championship-caliber team. Edwards missed the game to attend his mother's funeral. Sheppard scored 15 first-half points, but after a jumper early in the second half, left the game with a severely sprained ankle.

But the damage had been done before Shep's departure. Calling it one of the best halves of basketball he had witnessed, Smith watched as UK built a 24-7 lead en route to a 41-13 advantage with more than five minutes remaining.

And after UK shot 12-of-22 from three-point land, the Cats rolled into the title game with a 99-74 win. South Carolina met the Wildcats in the SEC finale, the third meeting of the season between the teams, the second in nine days. Edwards had returned, but Sheppard was not in uniform.

The result, however, was the same. After leading by 10 at halftime, 40-30, Kentucky used Turner's 18 points and four assists to clinch the school's 21st tournament title, its sixth in the last seven years with an 86-56 victory. Turner was named MVP and was joined on the All-Tournament team by Heshimu Evans, Nazr Mohammed and Scott Padgett.

UK, seeded second in the South Region behind the Duke Blue Devils, opened its national-record 39th NCAA Tournament appearance with an 82-67 victory over South Carolina State, even though Sheppard still did not start and played only 15 minutes on his healing ankle. But two days later, he was back in his starting role and the Cats kept their record in the Georgia Dome perfect (9-0) by jumping out on Saint Louis 46-18 in the first half. Sheppard topped 1,000 points



Padgett scored a game-high 19 points and grabbed seven rebounds as UK blitzed UCLA 94-68.

Road to the Title



Cameron Mills' shot against Duke gave UK its first lead, 80-79, with 2:15 remaining.

in his career and the Cats cruised into the quarterfinals with an 88-61 win.

Next in the bracket was UCLA in St. Petersburg. The Bruins had just lost their star point guard, Baron Davis, the previous week to a knee injury. The Cats' Tubby-powered offense continued to click, and with a tournament-record 14 blocked shots on the defensive side, UK pounded UCLA, 94-68.

The win set up a showdown with Duke, the first meeting between the two schools since Christian Laettner broke the Cats' heart with a gut-wrenching jumper at the buzzer in the 1992 East Regional final.

The talented Blue Devils were favored as the No. 1 seed, and appeared ready to travel to San Antonio when they scored 17 unanswered points to lead 38-20 midway through the first half. UK cut the lead to six before trailing at halftime by 10, 49-39. In the second half, Duke built the lead to 17 with 9:38 remaining when Turner took over. He drove, he scored, he dished… he carried the Cats on his shoulders until Mills picked up a batted rebound and drained a three-pointer to give UK an 80-79 lead with 2:15 remaining.

After the score was knotted at 81, Padgett canned a three of his own as UK held on for a thrilling 86-84 victory and a spot in its third consecutive Final Four.

On to San Antonio.

Awaiting the Cats amidst all the hoopla was Stanford, a surprise from the Pac-10 that advanced from the Midwest Region. The Cardinal jumped out early, leading by five at halftime, 37-32. But UK battled back, and Turner, the South Region MVP, nearly won the game at the end of regulation, but his contested layup at the buzzer rolled off.

MOST POPULAR AGAIN

Kentucky was named the nation's most popular team for the third consecutive year, according to the Harris Poll.

Playing in its second overtime game of the year, Kentucky went to the hot hand of Sheppard, who had canned two threes late in the contest to keep the Cats alive. Again, the senior tri-captain responded, hitting a three-pointer to give UK a four-point cushion as the Cats held on for an 86-85 overtime victory.

SAUL SMITH



As UK's lone backup at point guard, Smith played a key role for the Cats with his freshman leadership.

Road to the Title



The Wildcats were crowned 1998 NCAA champions.

Who would have predicted the Wildcats would make their third straight appearance in the national championship game? Even the critics, who had howled after each home loss, were now silenced.

Two teams remained – Kentucky and Utah.

The Utes were the same team the Wildcats had ousted from the NCAA tournament in three of the previous five years.

But this Utah squad was more balanced than any Rick Majerus had fielded in the past. It was the only team in the nation to post better statistics in rebound margin than Kentucky. It was a team that had won the West region. It was a team that had just beaten No. 1 North Carolina in the semifinals.

Early in the title game, it appeared Utah's success would continue until Evans came off the bench in the second half to again jump-start Kentucky, popping the Wildcats' first three-pointer of the game to narrow the Utes' 10-point halftime lead.

Mills hit two threes, Sheppard had a steal and a dunk and the Cats were rallying. After Utah recaptured the lead, the Wildcats clamped down defensively as the exhausted Utes missed 11 consecutive field goals in the final five minutes and Kentucky claimed the school's seventh NCAA Championship.

Improbable? Perhaps.

But change isn't always bad. This time it was a new coaching staff, six Cats who had not played the previous season and 13 straight victories to close out the '98 campaign.

The Comeback Cats had just put their stamp on history. Indeed, it was time for more change… in the trophy case.

JEFF SHEPPARD

MVP

Student-Athlete

110 Percent



Sheppard's three-pointer in overtime against Stanford boosted the Wildcats into the National Championship game.

CAMERON MILLS

Leadership

Mr. Positive

Three-Point



Mills canned the first of two three-pointers to tie the game with Utah, 58-58, with 7:46 remaining.

Road to the Title

Season Highs and Lows

Category	Kentucky HIGH		Kentucky LOW		Opponent HIGH	Opponent LOW
1st Half Points	58	vs. Arkansas	23	at LSU	49 Duke	17 G. Washington
2nd Half Points	55	at Georgia	29	(Twice)	53 Georgia	24 Tulsa
Total Points	99	vs. Arkansas	63	(Twice)	89 Arizona	49 Morehead
FG Made	38	at Ohio	22	vs. G. Washington	31 Arkansas	16 (Twice)
FG Attempts	72	(Twice)	50	vs. Tulsa	79 UCLA	40 LSU
FG Percentage	63.6	vs. Morehead	36.1	vs. G. Washington	51.9 Indiana	27.6 Morehead
3FG Made	13	vs. USC	2	(Twice)	14 Alabama	2 Morehead
3FG Attempts	32	vs. Florida	8	vs. Alabama	31 Ga. Tech	12 Morehead
3FG Pct. (min. 8)	54.5	vs. S. Carolina	10.5	vs. Arkansas	57.1 Florida	16.7 (Twice)
FT Made	26	at Georgia	7	(Three times)	25 Tennessee	4 G. Washington
FT Attempts	36	at Georgia	11	(Three times)	36 Ole Miss	7 Alabama
FT Percentage	88.2	vs. Utah	45.8	vs. Ga. Tech	83.3 Stanford	30.8 G. Washington
Off. Rebounds	31	vs. Vanderbilt	5	vs. St. Louis	28 UCLA	5 Vanderbilt
Def. Rebounds	38	vs. G. Washington	17	vs. Florida	29 Stanford	12 Arkansas
Rebounds	57	(Twice)	24	vs. Utah	51 UCLA	18 Vanderbilt
Assists	25	(Twice)	10	(Three times)	18 Arizona	8 Morehead
Turnovers	22	(Twice)	6	vs. Stanford	24 Ohio	6 Duke
Blocked Shots	*17	vs. Morehead	1	(Twice)	9 Tennessee	0 (Twice)
Steals	19	at Florida	3	vs. Arizona	12 (Twice)	2 (Twice)
Fouls	27	vs. Ole Miss	10	vs. Alabama	26 Georgia	11 Canisius

* School Record

Individual Superlatives

Points
31 ..... Cameron Mills vs. Florida 2/1/98

Field Goals
10 ..... Cameron Mills vs. Florida 2/1/98
10 ..... Jeff Sheppard vs. Auburn 2/25/98

Field Goal Attempts
20 ..... Jeff Sheppard at Indiana 12/6/97

Field Goal Percentage (10 attempts min.)
80.0 ..... Nazr Mohammed vs. Purdue (8-10) 12/3/97
80.0 ..... Jeff Sheppard at Florida (8-10) 2/18/98

3FG
8 ..... Cameron Mills vs. Florida 2/1/98

3FG Attempts
14 ..... Cameron Mills vs. Florida 2/1/98

3FG Percentage (6 attempts min.)
71.4 ..... Jeff Sheppard vs. Tennessee (5-7) 1/24/98

Free Throws
10 ..... Wayne Turner at Georgia 1/6/98

Free Throw Attempts
13 ..... Wayne Turner at Georgia 1/6/98

Free Throw Percentage (10 attempts min.)
80.0 ..... Jeff Sheppard vs. G. Washington (8-10) 11/24/97

Rebounds
17 ..... Jamaal Magloire vs. Missouri 11/26/97

Assists
12 ..... Allen Edwards vs. South Carolina 1/13/98

Steals
*8 ..... Wayne Turner vs. G. Washington 11/24/97

Blocks
6 ..... Jamaal Magloire vs. UCLA 3/20/98
6 ..... Nazr Mohammed vs. UCLA 3/20/98

*School Record

1997-98 Trends

25-2	When leading at halftime	1-4	When trailing with 2 min./play	29-3	When UK outrebounds opponent	7-1	In December
0-0	When tied at halftime	1-0	When scored tied with 2 min./play	5-1	When opponent outrebounds UK	8-0	In January
10-2	When trailing at halftime	3-0	When UK shoots 60% or better FG	1-0	When rebounds are the same	7-2	In February
21-2	When UK scored first	18-0	When UK shoots 50% or better FG	19-3	When playing on national TV	9-0	In March
14-2	When opponent scored first	17-4	When UK shoots less than 50% FG	9-1	When playing on regional TV	21-3	In home white uniforms
31-0	When leading with 5 min./play	2-2	When UK shoots less than 40% FG	16-3	When playing on the weekend	14-1	In away blue uniforms
4-4	When trailing with 5 min./play	12-0	When UK makes more 3FG	19-1	When playing on a weekday		
0-0	When scored tied with 5 min./play	21-3	When opponent makes more 3FG	2-0	In overtime games		
33-0	When leading with 2 min./play	2-1	When 3FG made are the same	4-1	In November		



More than 20,000 fans joined the Wildcats in Rupp Arena to celebrate the school's seventh championship.

1997-98 Final Statistics

ALL GAMES

Record: 35- 4 Home: 9- 3 Away: 11- 0 Neutral: 15- 1

#	Player	G-GS	Min-Avg	FG-FGA	Pct	3P-3PA	Pct	FT-FTA	Pct	Off-Def	Tot-Avg	PF-D	AT	TO	BL	ST	Pts-Avg
15	Sheppard, J	38-37	1065-28.0	186-419	.444	71-189	.376	78-111	.703	42-109	151-4.0	63-2	104	59	7	47	521-13.7
13	Mohammed, N	39-27	819-21.0	190-318	.597	0-0	.000	88-135	.652	97-185	282-7.2	90-0	28	60	75	36	468-12.0
34	Padgett, S	39-37	1089-27.9	161-338	.476	40-107	.374	87-102	.853	103-152	255-6.5	93-1	82	84	27	49	449-11.5
5	Turner, W	39-39	1098-28.2	137-285	.481	21-57	.368	67-108	.620	20-99	119-3.1	85-1	173	93	18	62	362-9.3
3	Edwards, A	37-36	940-25.4	124-279	.444	31-106	.292	62-97	.639	46-74	120-3.2	75-3	121	62	9	41	341-9.2
14	Evans, H	39-4	800-20.5	135-252	.536	18-51	.353	54-86	.628	98-112	210-5.4	63-0	62	54	14	30	342-8.8
42	Magloire, J	38-12	567-14.9	77-158	.487	0-0	.000	43-64	.672	52-109	161-4.2	99-0	11	46	66	10	197-5.2
21	Mills, C	38-2	427-11.2	53-127	.417	38-87	.437	22-23	.957	16-41	57-1.5	47-0	25	29	4	14	166-4.4
11	Smith, S	39-1	523-13.4	32-89	.360	12-42	.286	21-35	.600	10-30	40-1.0	51-0	53	37	1	35	97-2.5
33	Bradley, M	32-0	221-6.9	30-45	.667	0-0	.000	18-35	.514	21-34	55-1.7	26-0	15	13	16	7	78-2.4
25	Anthony, M	31-0	196-6.3	25-63	.397	12-26	.462	8-13	.615	12-25	37-1.2	20-0	7	23	3	3	70-2.3
22	Hogan, R	19-0	72-3.8	7-26	.269	5-12	.417	2-5	.400	6-6	12-.6	8-0	8	9	0	3	21-1.1
4	Masiello, S	18-0	33-1.8	4-10	.400	2-4	.500	1-2	.500	2-2	4-.2	2-0	2	5	0	4	11-.6
	Team										137			9			
	KENTUCKY	39	7850	1161-2409	.482	250-681	.367	551-816	.675	525-978	1640-42.1	722-7	691	583	240	341	3123-80.1
	Opponents	39	7850	892-2324	.384	281-812	.346	547-804	.680	529-792	1321-33.9	721-20	485	636	109	271	2612-67.0

Score by Halves	1	2	OT	Total	Deadball Rebounds
KENTUCKY:	1472	1625	26	3123	123
Opponents:	1215	1375	22	2612	117

Per-Game Averages

	Player	G	FG	FGA	3P	3PA	FT	FTA	AT	TO	BS	ST
15	Sheppard, J	38	4.9	11.0	1.9	5.0	2.1	2.9	2.7	1.6	0.2	1.2
13	Mohammed, N	39	4.9	8.2	0.0	0.0	2.3	3.5	0.7	1.5	1.9	0.9
34	Padgett, S	39	4.1	8.7	1.0	2.7	2.2	2.6	2.1	2.2	0.7	1.3
5	Turner, W	39	3.5	7.3	0.5	1.5	1.7	2.8	4.4	2.4	0.5	1.6
3	Edwards, A	37	3.4	7.5	0.8	2.9	1.7	2.6	3.3	1.7	0.2	1.1
14	Evans, H	39	3.5	6.5	0.5	1.3	1.4	2.2	1.6	1.4	0.4	0.8
42	Magloire, J	38	2.0	4.2	0.0	0.0	1.1	1.7	0.3	1.2	1.7	0.3
21	Mills, C	38	1.4	3.3	1.0	2.3	0.6	0.6	0.7	0.8	0.1	0.4
11	Smith, S	39	0.8	2.3	0.3	1.1	0.5	0.9	1.4	0.9	0.0	0.9
33	Bradley, M	32	0.9	1.4	0.0	0.0	0.6	1.1	0.5	0.4	0.5	0.2
25	Anthony, M	31	0.8	2.0	0.4	0.8	0.3	0.4	0.2	0.7	0.1	0.1
22	Hogan, R	19	0.4	1.4	0.3	0.6	0.1	0.3	0.4	0.5	0.0	0.2
4	Masiello, S	18	0.2	0.6	0.1	0.2	0.1	0.1	0.1	0.3	0.0	0.2
	KENTUCKY	39	29.8	61.8	6.4	17.5	14.1	20.9	17.7	14.9	6.2	8.7
	Opponents	39	22.9	59.6	7.2	20.8	14.0	20.6	12.4	16.3	2.8	6.9

SOUTHEASTERN CONFERENCE GAMES ONLY

Record: 14- 2 Home: 5- 2 Away: 8- 0 Neutral: 1- 0

#	Player	G-GS	Min-Avg	FG-FGA	Pct	3P-3PA	Pct	FT-FTA	Pct	Off-Def	Tot-Avg	PF-D	AT	TO	BL	ST	Pts-Avg
15	Sheppard, J	16-16	476-29.8	81-191	.424	35-91	.385	24-37	.649	18-51	69-4.3	32-2	44	29	5	24	221-13.8
34	Padgett, S	16-14	483-30.2	79-157	.503	19-45	.422	40-48	.833	53-63	116-7.3	36-1	30	36	8	18	217-13.6
13	Mohammed, N	16-16	386-24.1	76-127	.598	0-0	.000	30-45	.667	41-82	123-7.7	34-0	14	25	32	14	182-11.4
5	Turner, W	16-16	462-28.9	55-116	.474	9-24	.375	32-46	.696	10-47	57-3.6	41-0	69	44	9	25	151-9.4
14	Evans, H	16-1	324-20.3	59-108	.546	7-22	.318	25-42	.595	42-48	90-5.6	27-0	17	23	6	10	150-9.4
3	Edwards, A	15-14	389-25.9	37-102	.363	8-38	.211	21-33	.636	23-34	57-3.8	35-2	49	28	3	12	103-6.9
21	Mills, C	16-2	171-10.7	21-60	.350	15-42	.357	8-9	.889	7-18	25-1.6	21-0	7	11	2	8	65-4.1
42	Magloire, J	16-0	210-13.1	23-54	.426	0-0	.000	11-16	.688	12-40	52-3.3	38-0	5	20	22	2	57-3.6
11	Smith, S	16-1	207-12.9	14-38	.368	6-19	.316	3-9	.333	3-10	13-.8	24-0	22	13	1	13	37-2.3
25	Anthony, M	12-0	43-3.6	9-16	.563	4-7	.571	0-0	.000	6-4	10-.8	6-0	0	8	0	1	22-1.8
33	Bradley, M	12-0	57-4.8	7-10	.700	0-0	.000	6-13	.462	6-9	15-1.3	6-0	1	2	2	3	20-1.7
22	Hogan, R	5-0	12-2.4	1-6	.167	0-2	.000	1-2	.500	0-0	0-.0	3-0	1	1	0	1	3-.6
4	Masiello, S	4-0	5-1.3	0-1	.000	0-0	.000	0-0	.000	0-0	0-.0	0-0	1	0	0	1	0-.0
	Team										41			4			
	KENTUCKY	16	3225	462-986	.469	103-290	.355	201-300	.670	221-406	668-41.8	303-5	260	244	90	132	1228-76.8
	Opponents	16	3225	364-916	.397	120-341	.352	243-354	.686	185-322	507-31.7	286-12	195	229	45	104	1091-68.2

Score by Halves	1	2	OT	Total	Deadball Rebounds
KENTUCKY:	567	648	13	1228	57
Opponents:	495	586	10	1091	54

1997-98 Final Statistics

NCAA TOURNAMENT STATS ONLY

Record: 6- 0 Home: 0- 0 Away: 0- 0 Neutral: 6- 0

#	Player	G GS	Min- Avg	FG- FGA	Pct	3P-3PA	Pct	FT-FTA	Pct	Off-Def	Tot- Avg	PF-FD	AT	TO	BL	ST	Pts Avg
15	Sheppard, J	6- 5	167-27.8	36-69	.522	10- 28	.357	17- 22	.773	5- 24	29-4.8	12- 0	14	8	0	6	99-16.5
34	Padgett, S	6- 6	190-31.7	27-54	.500	7- 19	.368	21- 23	.913	11- 22	33-5.5	17- 0	13	8	4	6	82-13.7
13	Mohammed, N	6- 6	118-19.7	32-60	.533	0-0	.000	16- 25	.640	11- 22	33-5.5	18-0	4	7	15	3	80-13.3
03	Edwards, A	6- 6	142-23.7	24-46	.522	8- 20	.400	10- 13	.769	2- 14	16-2.7	11-0	22	5	4	2	66-11.0
05	Turner, W	6- 6	185-30.8	21-45	.467	1-5	.200	14- 25	.560	2- 17	19-3.2	5-0	33	14	1	13	57-9.5
14	Evans, H	6- 1	129-21.5	20-32	.625	4-8	.500	10- 11	.909	12- 18	30-5.0	9-0	8	9	4	6	54-9.0
42	Magloire, J	6- 0	98-16.3	10-14	.714	0-0	.000	8-10	.800	2- 17	19-3.2	16-0	4	6	18	4	28-4.7
25	Anthony, M	3- 0	23-7.7	4-7	.571	3-4	.750	0-0	.000	0-2	2-.7	1- 0	0	5	0	0	11-3.7
21	Mills, C	6- 0	64-10.7	4-12	.333	3-9	.333	6-6	1.000	1-9	10-1.7	7- 0	2	3	0	2	17-2.8
33	Bradley, M	5- 0	37-7.4	5-10	.500	0-0	.000	1-1	1.000	2-6	8-1.6	5- 0	5	2	2	0	11-2.2
22	Hogan, R	3- 0	9-3.0	2-5	.400	2-3	.667	0-1	.000	2-1	3-1.0	2- 0	1	1	0	0	6-2.0
11	Smith, S	6- 0	57-9.5	1-6	.167	1-2	.500	0-1	.000	2-1	3-.5	5- 0	7	5	0	4	3-.5
04	Masiello, S	3- 0	6-2.0	0-3	.000	0-1	.000	0-0	.000	1-1	2-.7	0- 0	0	1	0	1	0-.0
	Team										11			0			
	KENTUCKY	6	1225	186-363	.512	39-99	.394	103-138	.746	53-154	218-36.3	108-0	113	74	48	47	514-85.7
	Opponents	6	1225	146-393	.372	43-125	.344	99-133	.744	104-138	242-40.3	113-4	73	91	20	40	434-72.3

Score by Halves	1	2	OT	Total	Deadball Rebounds
KENTUCKY:	231	270	13	514	17
Opponents:	196	226	12	434	16

Per-Game Averages

	Player	G	FG	FGA	3P	3PA	FT	FTA	AT	TO	BS	ST
15	Sheppard, J	6	6.0	11.5	1.7	4.7	2.8	3.7	2.3	1.3	0.0	1.0
34	Padgett, S	6	4.5	9.0	1.2	3.2	3.5	3.8	2.2	1.3	0.7	1.0
13	Mohammed, N	6	5.3	10.0	0.0	0.0	2.7	4.2	0.7	1.2	2.5	0.5
03	Edwards, A	6	4.0	7.7	1.3	3.3	1.7	2.2	3.7	0.8	0.7	0.3
05	Turner, W	6	3.5	7.5	0.2	0.8	2.3	4.2	5.5	2.3	0.2	2.2
14	Evans, H	6	3.3	5.3	0.7	1.3	1.7	1.8	1.3	1.5	0.7	1.0
42	Magloire, J	6	1.7	2.3	0.0	0.0	1.3	1.7	0.7	1.0	3.0	0.7
25	Anthony, M	3	1.3	2.3	1.0	1.3	0.0	0.0	0.0	1.7	0.0	0.0
21	Mills, C	6	0.7	2.0	0.5	1.5	1.0	1.0	0.3	0.5	0.0	0.3
33	Bradley, M	5	1.0	2.0	0.0	0.0	0.2	0.2	1.0	0.4	0.4	0.0
22	Hogan, R	3	0.7	1.7	0.7	1.0	0.0	0.3	0.3	0.3	0.0	0.0
11	Smith, S	6	0.2	1.0	0.2	0.3	0.0	0.2	1.2	0.8	0.0	0.7
04	Masiello, S	3	0.0	1.0	0.0	0.3	0.0	0.0	0.0	0.3	0.0	0.3
	KENTUCKY	6	31.0	60.5	6.5	16.5	17.2	23.0	18.8	12.3	8.0	7.8
	Opponents	6	24.3	65.5	7.2	20.8	16.5	22.2	12.2	15.2	3.3	6.7

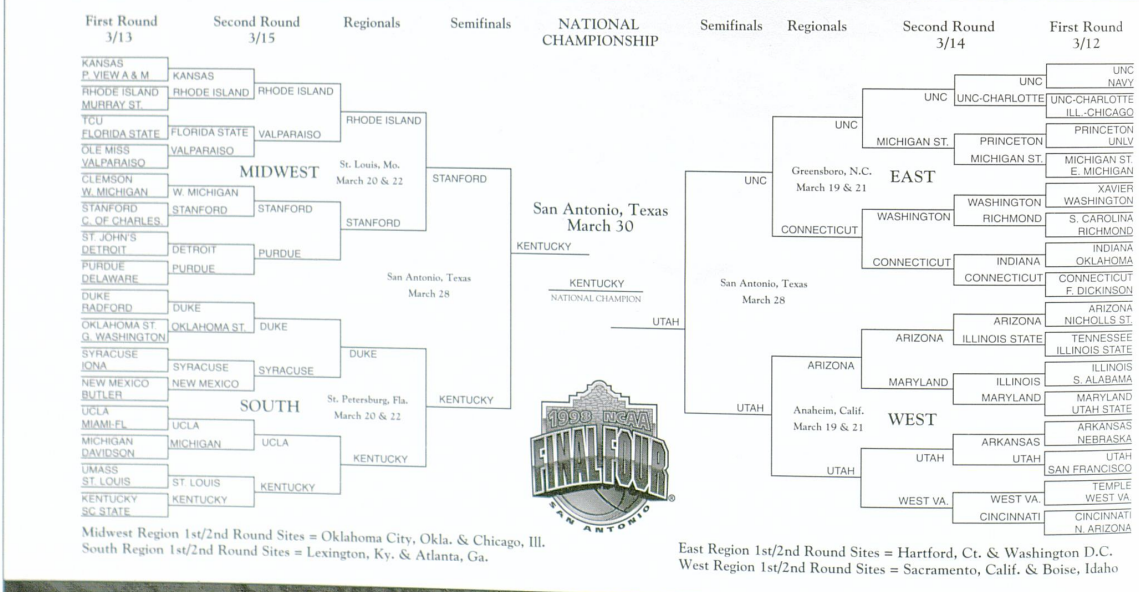

Midwest Region 1st/2nd Round Sites = Oklahoma City, Okla. & Chicago, Ill.
South Region 1st/2nd Round Sites = Lexington, Ky. & Atlanta, Ga.

East Region 1st/2nd Round Sites = Hartford, Ct. & Washington D.C.
West Region 1st/2nd Round Sites = Sacramento, Calif. & Boise, Idaho

1997-98 Game-By-Game Results



Overall 35-4 • Home 9-3 • Away 11-0 • Neutral 15-1

Date	Opponent (TV)	W/L	Result	High Scorer	High Rebounder
Nov. 20	MOREHEAD STATE (UKTV-L)	W	88-49	Edwards, 15	Magloire, 8
Nov. 24	1 - G. Washington (ESPN)	W	70-55	Turner, 16	Evans, 11
Nov. 25	1 - Arizona (ESPN)	L	74-89	Padgett, 16	Mohammed, 16
Nov. 26	1 - Missouri	W	77-55	Magloire, 18	Magloire, 17
Nov. 29	2 - Clemson (Fox Sports)	W	76-61	Turner, 17	Mohammed, 6
Dec. 3	3 - Purdue (ESPN)	W	89-75	Mohammed, 19	Padgett, 9
Dec. 6	Indiana (CBS)	W	75-72	Mohammed/Sheppard, 21	Mohammed, 12
Dec. 10	at Canisius (UKTV-L)	W	81-54	Sheppard, 21	Turner, 8
Dec. 13	GEORGIA TECH (ESPN)	W	85-71	Evans, 14	Evans, 10
Dec. 20	TULSA (ESPN)	W	74-53	Mohammed, 17	Padgett, 8
Dec. 23	AMERICAN (UKTV-Live)	W	75-52	Edwards, 16	Padgett, 7
Dec. 27	LOUISVILLE (CBS)	L	76-79	Sheppard, 18	Mohammed, 9
Dec. 30	at Ohio (UKTV-L)	W	95-58	Mohammed/Magloire, 15	Mohammed, 7
Jan. 3	VANDERBILT (Fox SS)	W	71-62	Mohammed, 19	Padgett, 14
Jan. 6	at Georgia (ESPN)	W	90-79	Turner, 20	Mohammed/Evans, 7
Jan. 10	at Mississippi State (JP)	W	77-71	Padgett, 23	Padgett, 10
Jan. 13	SOUTH CAROLINA (ESPN)	W	91-70	Sheppard, 16	Mohammed, 8
Jan. 17	ARKANSAS (CBS)	W	*80-77	Evans, 20	Mohammed, 13
Jan. 21	Alabama (Louisville) (UKTV-D)	W	70-67	Padgett, 24	Mohammed, 10
Jan. 24	at Tennessee (UKTV-D)	W	85-67	Padgett, 20	Sheppard/Padgett, 7
Jan. 27	at Vanderbilt (ESPN)	W	63-61	Sheppard, 20	Padgett, 7
Feb. 1	FLORIDA (ABC)	L	78-86	Mills, 31	Evans, 10
Feb. 4	at LSU (JP)	W	63-61	Sheppard, 12	Mohammed/Magloire, 5
Feb. 8	at Villanova (CBS)	W	79-63	Mohammed/Sheppard, 18	Mohammed, 11
Feb. 11	TENNESSEE (JP)	W	80-74	Mohammed, 21	Mohammed, 16
Feb. 14	OLE MISS (JP)	L	64-73	Sheppard, 15	Mohammed, 8
Feb. 18	at Florida (JP)	W	79-54	Mohammed, 19	Mohammed/Anthony, 6
Feb. 22	GEORGIA (JP)	W	85-74	Mohammed, 16	Mohammed, 11
Feb. 25	at Auburn (JP)	W	83-58	Sheppard, 25	Magloire, 8
Feb. 28	at South Carolina (CBS)	W	69-57	Sheppard, 24	Evans, 12
Mar. 6	4 - Alabama (JP)	W	82-71	Sheppard, 17	Padgett, 13
Mar. 7	4 - Arkansas (JP)	W	99-74	Sheppard, 17	Mohammed, 10
Mar. 8	4 - South Carolina (CBS)	W	86-56	Turner, 18	Mohammed, 7
Mar. 13	5 - South Carolina State (CBS)	W	82-67	Mohammed, 18	Mohammed/Edwards, 6
Mar. 15	5 - Saint Louis (CBS)	W	88-61	Sheppard, 18	Mohammed, 8
Mar. 20	6 - UCLA (CBS)	W	94-68	Padgett, 19	Mohammed, 7
Mar. 22	6 - Duke (CBS)	W	86-84	Sheppard, 18	Sheppard/Evans, 11
Mar. 28	7 - Stanford (CBS)	W	*86-85	Sheppard, 27	Padgett/Sheppard/Evans, 6
Mar. 30	7 - Utah (CBS)	W	78-69	Padgett, 17	Evans, 6

1 - Maui Invitational (3rd Place), Maui, Hawaii (Lahaina Civic Center)
2 - Premier Classic, Phoenix, Ariz. (America West Arena)
3 - Great Eight, Chicago, Ill. (United Center)
4 - SEC Tournament, Atlanta, Ga. (Georgia Dome)
5 - NCAA Tournament, Atlanta, Ga. (Georgia Dome)
6 - NCAA Tournament, St. Petersburg, Fla. (Tropicana Field)
7 - NCAA Final Four, San Antonio, Texas (Alamodome)
* Overtime • Home Games in all CAPS

ATTENDANCE

Site	Games	Total	Average
Home	12	287,354	23,946
Away	11	137,712	12,519
Neutral	16	359,548	22,472
Total	39	784,614	20,118

UK IN THE WEEKLY POLLS

Date	AP/USA	Date	AP/USA	Date	AP/USA
Preseason	8/9	Dec. 22	4/4	Feb. 2	8/9
Nov. 17	9/NA	Dec. 29	6/7	Feb. 9	7/8
Nov. 24	8/7	Jan. 5	6/6	Feb. 16	8/10
Dec. 1	7/7	Jan. 12	6/6	Feb. 23	7/8
Dec. 8	4/5	Jan. 19	7/7	Mar. 2	7/7
Dec. 15	4/4	Jan. 26	7/7	Mar. 9	5/6
				Mar. 31	NA/1

Game-By-Game Statistics

Date	Opponent	S	Attnd	FG-FGA	Pct.	3P-3PA	Pct.	FT-FTA	Pct.	Off-Def	Tot	PF	AT	TO	BS	ST	Pts
11/20/97	Kentucky	H	23,097	35-55	.636	7-16	.438	11-19	.579	12-26	38	20	21	17	17	16	88
	Morehead State			16-58	.276	2-12	.167	15-21	.714	19-13	32	14	8	21	2	6	49
11/24/97	Kentucky	N	2,500	22-61	.361	5-14	.357	21-30	.700	16-38	54	16	15	19	8	12	70
	George Washington			24-70	.343	3-12	.250	4-13	.308	15-26	41	24	13	21	1	7	55
11/25/97	Kentucky	N	2,500	26-67	.388	5-22	.227	17-26	.654	24-29	53	23	13	18	4	3	74
	Arizona			30-69	.435	9-28	.321	20-29	.690	18-21	39	22	18	9	3	11	89
11/26/97	Kentucky	N	2,500	27-65	.415	4-13	.308	19-26	.731	20-31	51	12	15	15	8	7	77
	Missouri			20-57	.351	6-17	.353	9-15	.600	11-23	34	20	12	19	2	9	55
11/29/97	Kentucky	N	4,306	30-56	.536	6-14	.429	10-17	.588	15-24	39	13	16	14	2	9	76
	Clemson			23-59	.390	10-23	.435	5-11	.455	18-18	36	18	14	19	1	5	61
12/03/97	Kentucky	N	19,567	31-63	.492	8-16	.500	19-30	.633	18-29	47	22	22	19	1	13	89
	Purdue			25-64	.391	9-23	.391	16-23	.696	18-24	42	19	16	22	7	12	75
12/06/97	Kentucky	N	38,504	30-69	.435	8-23	.348	7-11	.636	15-20	35	16	16	14	1	7	75
	Indiana			28-54	.519	8-18	.444	8-11	.727	8-26	34	16	18	21	3	5	72
12/10/97	Kentucky	A	10,083	34-62	.548	6-17	.353	7-12	.583	16-27	43	18	23	10	6	5	81
	Canisius			17-53	.321	6-18	.333	14-19	.737	10-15	25	11	11	13	2	6	54
12/13/97	Kentucky	H	24,112	35-71	.493	4-12	.333	11-24	.458	21-30	51	20	23	22	3	10	85
	Georgia Tech			25-64	.391	8-31	.258	13-21	.619	14-20	34	23	11	22	5	9	71
12/20/97	Kentucky	H	24,082	26-50	.520	5-15	.333	17-24	.708	10-23	33	16	19	17	10	12	74
	Tulsa			18-55	.327	6-18	.333	11-16	.688	15-15	30	18	10	21	5	10	53
12/23/97	Kentucky	H	22,856	29-51	.569	5-13	.385	12-16	.750	8-22	30	11	22	10	4	9	75
	American			19-51	.373	7-17	.412	7-15	.467	14-15	29	17	11	17	1	6	52
12/27/97	Kentucky	H	24,303	27-72	.375	5-23	.217	17-27	.630	21-22	43	25	14	14	5	12	76
	Louisville			28-55	.509	12-22	.545	11-21	.524	10-27	37	21	16	19	2	4	79
12/30/97	Kentucky	A	13,083	38-62	.613	6-12	.500	13-17	.765	11-30	41	20	18	16	7	10	95
	Ohio			17-57	.298	8-24	.333	16-20	.800	10-18	28	19	12	24	1	4	58
01/03/98	Kentucky	H	24,236	29-70	.414	6-22	.273	7-14	.500	31-26	57	16	12	19	6	7	71
	Vanderbilt			23-54	.426	7-19	.368	9-12	.750	5-13	18	17	14	14	3	9	62
01/06/98	Kentucky	A	10,523	28-56	.500	8-17	.471	26-36	.722	12-27	39	22	18	13	8	5	90
	Georgia			30-68	.441	6-21	.286	13-22	.591	18-19	37	26	11	14	3	8	79
01/10/98	Kentucky	A	9,334	28-62	.452	6-20	.300	15-21	.714	15-24	39	13	14	9	2	6	77
	Miss. State			26-57	.456	7-19	.368	12-17	.706	10-21	31	16	14	9	1	2	71
01/13/98	Kentucky	H	24,241	33-61	.541	12-22	.545	13-17	.765	9-26	35	14	25	7	8	8	91
	S. Carolina			25-61	.410	5-20	.250	15-19	.789	11-22	33	15	10	10	4	2	70
01/17/98	Kentucky	H	24,266	30-67	.448	2-19	.105	18-27	.667	20-37	57	11	10	22	6	8	80
	Arkansas			31-75	.413	9-30	.300	6-9	.667	11-20	31	20	17	15	5	9	77
01/21/98	Kentucky	N	19,734	27-54	.500	2-8	.250	14-19	.737	14-29	43	10	13	18	6	4	70
	Alabama			24-63	.381	14-26	.538	5-7	.714	12-14	26	19	15	12	2	6	67
01/24/98	Kentucky	A	23,146	33-63	.524	7-14	.500	12-17	.706	13-35	48	24	19	21	6	8	85
	Tennessee			18-60	.300	6-17	.353	25-35	.714	10-20	30	21	9	15	4	8	67
01/27/98	Kentucky	A	15,311	23-53	.434	5-16	.313	12-19	.632	11-21	32	16	10	12	3	7	63
	Vanderbilt			21-56	.375	6-18	.333	13-16	.813	15-22	37	16	12	11	0	8	61
02/01/98	Kentucky	H	24,186	27-63	.429	12-32	.375	12-17	.706	13-17	30	23	17	13	3	8	78
	Florida			27-54	.500	12-21	.571	20-29	.690	16-24	40	20	16	18	3	10	86
02/04/98	Kentucky	A	8,686	23-60	.383	5-20	.250	12-17	.706	13-17	30	22	10	13	6	13	63
	LSU			18-40	.450	8-20	.400	17-26	.654	5-25	30	13	10	19	0	4	61
02/08/98	Kentucky	A	15,551	30-61	.492	4-11	.364	15-29	.517	21-32	53	18	20	19	3	16	79
	Villanova			24-58	.414	7-23	.304	8-15	.533	12-21	33	23	15	19	2	12	63
02/11/98	Kentucky	H	23,861	29-72	.403	6-16	.375	16-26	.615	21-28	49	22	21	14	9	4	80
	Tennessee			22-64	.344	7-19	.368	23-31	.742	18-28	46	19	10	17	9	5	74
02/14/98	Kentucky	H	23,842	26-58	.448	4-13	.308	8-13	.615	14-25	39	27	16	21	4	12	64
	Ole Miss			23-51	.451	5-15	.333	22-36	.611	11-20	31	15	14	15	3	7	73
02/18/98	Kentucky	A	10,222	31-61	.508	4-11	.364	13-19	.684	17-21	38	17	14	17	4	19	79
	Florida			19-50	.380	9-22	.409	7-12	.583	12-17	29	21	11	22	4	6	54
02/22/98	Kentucky	H	24,272	36-66	.545	5-18	.278	8-16	.500	14-33	47	21	22	21	6	6	85
	Georgia			21-60	.350	9-28	.321	23-28	.821	10-20	30	20	12	15	2	10	74
02/25/98	Kentucky	A	9,644	33-66	.500	10-25	.400	7-11	.636	15-30	45	24	21	10	3	8	83
	Auburn			16-51	.314	6-22	.273	20-32	.625	12-17	29	15	9	12	1	3	58
02/28/98	Kentucky	A	12,129	26-54	.481	9-17	.529	8-11	.727	10-30	40	21	18	14	10	9	69
	S. Carolina			20-52	.385	4-24	.167	13-23	.565	9-20	29	13	11	9	1	7	57
03/06/98	Kentucky	N	21,109	29-68	.426	5-22	.227	19-31	.613	26-27	53	20	19	10	7	8	82
	Alabama			23-64	.359	8-22	.364	17-21	.810	16-16	32	20	11	11	2	8	71
03/07/98	Kentucky	N	25,190	34-65	.523	12-22	.545	19-22	.864	19-33	52	23	24	19	8	3	99
	Arkansas			24-70	.343	5-22	.227	21-30	.700	18-12	30	21	11	10	0	10	74
03/08/98	Kentucky	N	24,545	30-62	.484	13-27	.481	13-17	.765	12-27	39	18	18	10	8	10	86
	S. Carolina			21-57	.368	4-16	.250	10-16	.625	14-22	36	16	10	19	5	3	56
03/13/98	Kentucky	N	17,474	31-52	.596	4-14	.286	16-19	.842	7-27	34	14	25	16	11	7	82
	S.C. State			23-59	.390	11-25	.440	10-15	.667	11-16	27	16	14	15	1	10	67
03/15/98	Kentucky	N	19,423	31-56	.554	10-22	.455	16-23	.696	5-29	34	18	22	16	9	11	88
	St. Louis			20-65	.308	3-14	.214	18-24	.750	17-24	41	17	11	17	1	8	61
03/20/98	Kentucky	N	40,589	37-68	.544	6-14	.429	14-19	.737	13-28	41	18	21	13	14	10	94
	UCLA			23-79	.291	4-19	.211	18-22	.818	28-23	51	17	9	19	6	8	68
03/22/98	Kentucky	N	40,589	29-63	.460	9-17	.529	19-27	.704	16-29	45	21	14	12	1	4	86
	Duke			29-67	.433	10-25	.400	16-26	.615	17-22	39	22	14	6	5	4	84
03/28/98	Kentucky	N	40,509	29-67	.433	5-15	.333	23-33	.697	13-27	40	22	16	6	7	8	86
	Stanford			27-68	.397	11-28	.393	20-24	.833	16-29	45	23	13	13	5	2	85
03/30/98	Kentucky	N	40,509	29-57	.509	5-17	.294	15-17	.882	6-18	24	15	15	11	6	7	78
	Utah			24-55	.436	4-14	.286	17-22	.773	15-24	39	18	12	18	2	8	69
	KENTUCKY		784,614	1161-2409	.482	250-681	.367	551-816	.675	587-1054	1641	722	691	581	240	341	3123
	Opponents			892-2324	.384	281-812	.346	547-804	.680	529-792	1321	721	485	622	109	271	2612

Departed Lettermen

Allen Edwards

6-5 · 200 · Guard/Forward · Miami, Fla. (Miami Senior)



Started 36 of the 37 games he played in '98, finishing fifth on the team in scoring and second in assists… In the '98 NCAA tourney, averaged 11.0 ppg and 3.7 apg while shooting 52.2% from the field, 40.0% from the three… Suffered the death of his mother during the final week of the regular season… Finished his career with 285 assists, ranking 14th all-time at UK… Missed most the '97 tourney after fracturing his ankle in the SEC title game… Played nearly every position during his career.

CAREER HIGHS

Points: 19 vs. Georgia 1/6/98
FG Made: 7 (Twice)
FG Atts: 16 vs. Georgia 1/6/98
3FG Made: 4 vs. Vandy 1/22/97
3FG Atts: 8 (Twice)
FT Made: 8 vs. Georgia 1/14/97
FT Atts: 10 vs. Arizona 11/25/97
Rebounds: 7 (Twice)
Assists: 12 vs. South Carolina 1/13/98
Turnovers: 6 vs. Ole Miss 2/14/98
Blocks: 2 (Twice)
Steals: 4 (Twice)
Minutes: 43 vs. South Carolina 2/4/97

CAREER STATS

Year	G-S	Min.-Avg.	FG-A/Pct.	3FG-A/Pct.	FT-A/Pct.	Reb.-Avg.	PF	AT	TO	BS	St	TP-Avg.
97-98	36-37	940-25.4	124-279/44.4	31-106/29.2	62-97/63.9	120-3.2	75-1	121	62	9	41	341-9.2
96-97	38-18	907-23.9	120-283/42.4	32-109/29.4	56-84/66.7	120-3.2	77-2	109	73	7	45	328-8.6
95-96	35-1	325-9.3	37-80/46.3	7-23/30.4	34-46/73.9	40-1.1	28-1	41	26	3	14	115-3.3
94-95	23-0	126-5.5	13-30/43.3	5-12/41.7	4-6/66.7	13-0.6	14-0	14	12	0	4	35-1.5
TOTALS	133-56	2298	294-672/43.8	75-250/30.0	156-233/67.0	293-2.2	194-4	285	173	19	104	819-6.2

Cameron Mills

6-3 · 190 · Guard · Lexington, Ky. (Paul Dunbar)



Played in 38 of the 39 games in '98 with two starts… His first FG of the '98 NCAA tourney tied the game against Duke before two clutch threes against Utah aided the Cats' 2nd-half rally… Tallied 31 points vs. Florida (2/1/98), the most points by a Cat in a single game during the season… In '97, stepped up down the stretch, shooting a school-record 53.2% from 3-point range, including 61.5% from the field and 63.0% from the three during the NCAA tourney… Finished his career shooting 47.4% from 3-point range, a school record.

CAREER HIGHS

Points: 31 vs. Florida 2/2/98
FG Made: 10 vs. Florida 2/2/98
FG Atts: 19 vs. Florida 2/2/98
3FG Made: 8 vs. Florida 2/2/98
3FG Atts: 14 vs. Florida 2/2/98
FT Made: 4 vs. Minnesota 3/29/97
FT Atts: 5 vs. Arkansas 1/26/97
Rebounds: 4 (5 times)
Assists: 4 vs. Arkansas 3/7/98
Turnovers: 3 (Twice)
Blocks: 1 (7 times)
Steals: 4 vs. Florida 2/18/98
Minutes: 23 vs. Arkansas 3/7/98

CAREER STATS

Year	G-S	Min.-Avg.	FG-A/Pct.	3FG-A/Pct.	FT-A/Pct.	Reb.-Avg.	PF	AT	TO	BS	St	TP-Avg.
97-98	38-2	427-11.2	53-127/41.7	38-87/43.7	22-23/95.7	57-1.5	47-0	25	29	4	14	166-4.4
96-97	31-0	324-10.5	63-117/53.8	42-79/53.2	15-20/75.0	36-1.2	44-1	23	17	3	12	183-5.9
95-96	7-0	16-2.3	2-5/40.0	0-1/.000	2-2/100.0	2-0.3	3-0	1	1	0	0	6-0.9
94-95	8-0	32-4.0	3-7/42.9	1-4/25.0	3-6/50.0	3-0.4	3-0	4	0	0	2	10-1.3
TOTALS	84-2	799	121-256/47.3	81-171/47.4	42-51/82.4	98-1.2	97-1	53	47	7	28	365-4.3

Nazr Mohammed

6-10 · 240 · Center · Chicago, Ill. (Kenwood)



Started 27 of the 39 games, shooting a team-best 59.7 percent from the field, the 4th-highest mark in UK history… Finished second on the '98 team in scoring, first in rebounding and first in blocks… First-team All-SEC (AP/Coaches) selection and honorable mention All-American by Basketball Weekly… Buzzer-beater at Vandy gave UK two-point win… Had 16 double-doubles at UK…Finished with 135 career blocks, fifth all-time at UK… Had dropped more than 60 pounds after arriving at UK weighing 315 pounds as a freshman.

CAREER HIGHS

Points: 22 vs. Alabama 1/21/98
FG Made: 9 (Twice)
FG Atts: 17 vs. Florida 1/29/97
3FG Made: 0
3FG Atts: 1 (Twice)
FT Made: 8 vs. S.C. State 3/13/98
FT Atts: 10 (Twice)
Rebounds: 16 (Twice)
Assists: 4 (Twice)
Turnovers: 7 vs. Auburn 1/18/97
Blocks: 6 vs. UCLA 3/20/98
Steals: 5 vs. Villanova 2/8/98
Minutes: 32 vs. Alabama 1/21/98

CAREER STATS

Year	G-S	Min.-Avg.	FG-A/Pct.	3FG-A/Pct.	FT-A/Pct.	Reb.-Avg.	PF	AT	TO	BS	St	TP-Avg.
97-98	39-27	819-21.0	190-318/59.7	0-0/.000	88-135/65.2	282-7.2	90-0	28	60	75	36	468-12.0
96-97	39-12	667-17.1	132-259/51.0	0-2/.000	45-89/50.6	226-5.8	101-4	12	59	52	33	309-7.9
95-96	16-0	88-5.5	13-29/44.8	0-0/.000	11-24/45.8	24-1.5	18-0	3	18	8	4	37-2.3
TOTALS	94-39	1574	335-606/55.3	0-2/.000	144-248/58.1	532-5.7	209-4	43	137	135	73	814-8.7

Jeff Sheppard

6-3 · 190 · Guard · Peachtree City, Ga. (McIntosh)



Capped his 5-year career as MVP of the '98 Final Four… Tallied 27 points vs. Stanford and 16 vs. Utah in San Antonio… Was a 3rd-team All-SEC pick… Led the team in scoring as a senior before finishing with 1,091 career points, 36th on UK's 1,000-point list… Made 71 threes in '98, sixth on the school list for 3FG in a season… Finished with 288 assists at UK, 13th on the all-time list… At the urging of Coach Pitino, sat out the '97 season as a redshirt… UK won two NCAA titles his last two years of "active" duty… Played a reserve role in '96 after starting 27 games at point guard as a sophomore in '95.

CAREER HIGHS

Points: 27 vs. Stanford 3/28/98
FG Made: 10 vs. Auburn 2/25/98
FG Atts: 20 vs. Indiana 12/6/97
3FG Made: 6 vs. South Carolina 2/28/98
3FG Atts: 12 vs. Vanderbilt 1/27/98
FT Made: 8 vs. G. Washington 11/24/97
FT Atts: 10 vs. G. Washington 11/24/97
Rebounds: 11 vs. Duke 3/22/98
Assists: 8 vs. Georgia 2/22/98
Turnovers: 4 (Four times)
Blocks: 2 (Three times)
Steals: 5 vs. Marshall 2/27/94
Minutes: 38 vs. Arkansas 1/17/98

CAREER STATS

Year	G-S	Min.-Avg.	FG-A/Pct.	3FG-A/Pct.	FT-A/Pct.	Reb.-Avg.	PF	AT	TO	BS	St	TP-Avg.
97-98	38-37	1065-28.0	186-419/44.4	71-189/37.6	78-111/70.3	151-4.0	63-2	104	59	7	47	521-13.7
95-96	34-1	434-12.8	65-125/52.0	22-44/50.0	36-58/62.1	70-2.1	54-1	65	32	5	16	188-5.5
94-95	33-27	748-22.7	99-225/44.0	28-78/35.9	49-65/75.4	75-2.3	83-3	89	40	9	45	275-8.3
93-94	29-0	258-8.9	40-72/55.6	7-19/36.8	20-31/64.5	24-0.8	38-0	30	22	3	17	107-3.7
TOTALS	134-65	2505	390-841/46.4	128-330/38.8	183-265/69.1	320-2.4	238-6	288	153	24	125	1091-8.1

Season Review

Game 1

#9 Kentucky 88 - Morehead State 49
Nov. 20, 1997
Rupp Arena • Lexington, Ky.
Attendance: 23,097

Kentucky had little trouble with Morehead State as the Wildcats cruised to an 88-49 victory in the season opener. The victory gave Tubby Smith his first win as UK's head coach, though it came at the expense of Morehead State's first-year coach – former Wildcat All-American Kyle Macy.

UK (1-0) jumped out to a 19-0 lead over the Eagles and by halftime had more blocked shots (8) than Morehead had field goals (6) to take a 48-20 lead. UK set a school record with 17 blocks as the center duo of Nazr Mohammed and Jamaal Magloire each posted five rejections. Freshman Michael Bradley added four blocks.

Allen Edwards led the Wildcats with 15 points on a perfect 6-of-6 shooting from the floor, while Wayne Turner and Heshimu Evans added 12 and 10 points, respectively.

The UK defense held Morehead State to just 27.6 percent shooting from the floor and nabbed 16 steals.

MOREHEAD STATE	FG	3FG	FT	R	F	A	TO	B	S	TP
Aaron Knight	0-4	0-3	3-4	2	2	0	9	0	1	3
Luke Lloyd	3-11	1-2	1-2	6	1	0	1	1	1	8
Dewayne Krom	4-11	0-0	3-5	4	3	0	4	0	0	11
Brandon Davenport	2-3	0-0	0-0	0	2	1	1	0	0	4
Thomas Jenkins	1-4	0-0	0-2	2	2	2	1	0	1	2
Hezzie Boone	0-5	0-4	5-5	3	0	2	0	0	0	5
Chris Stone	2-5	0-0	0-0	0	0	0	0	0	0	4
Ted Docks	2-2	1-1	0-0	1	1	2	1	0	0	5
Jeremy Webb	2-10	0-1	3-3	6	3	1	4	1	3	7
Donnie Webb	0-3	0-1	0-0	0	0	0	0	0	0	0
Team				8						
Totals	16-58	2-12	15-21	32	14	8	21	2	6	49

KENTUCKY	FG	3FG	FT	R	F	A	TO	B	S	TP
Allen Edwards	6-6	2-2	1-1	0	0	2	5	0	2	15
Scott Padgett	0-7	0-1	2-2	6	1	4	1	1	3	2
Jamaal Magloire	4-4	0-0	0-0	8	2	0	2	5	0	8
Wayne Turner	6-8	0-2	0-1	1	3	3	1	0	3	12
Jeff Sheppard	2-3	1-2	2-3	1	0	4	1	0	1	7
Saul Smith	2-3	1-2	2-3	3	0	2	3	0	3	7
Nazr Mohammed	2-2	0-0	1-2	4	2	0	1	5	1	5
Cameron Mills	2-2	1-1	0-0	1	1	0	0	0	0	5
Heshimu Evans	5-7	0-1	0-0	3	1	3	0	1	0	10
Myron Anthony	1-5	0-2	1-4	2	4	3	1	1	1	3
Ryan Hogan	2-4	2-3	0-0	2	1	0	1	0	1	6
Michael Bradley	3-4	0-0	2-3	4	4	0	1	4	1	8
Steve Masiello	0-0	0-0	0-0	0	1	0	0	0	0	0
Team				3						
Totals	35-55	7-16	11-19	38	20	21	17	17	16	88

Halftime: UK 48, MSU 20; FG%: UK 63.6, MSU 27.6;
3FG%: UK 43.8, MSU 16.7; FT%: UK 57.9, MSU 71.4;
Officials: Rutledge, Shaw, Smith; Techs: None

Game 2

#8 Kentucky 70 - George Washington 55
Nov. 24, 1997
Maui Invitational • Lahaina Civic Center
Maui, Hawaii • Attendance: 2,500

Kentucky raced out to a 33-17 halftime lead and withstood a late Colonial run to post a 70-55 win in the first round of the Maui Invitational Tournament.

With an estimated 1,000 UK fans packed into the steamy gym, the Wildcats' (2-0) defense forced 21 turnovers for the second straight game and held George Washington to just three three-pointers. UK registered 12 steals, led by Wayne Turner's school-record eight thefts.

Turner, who had made only five threes during his first two seasons, hit three three-pointers and paced Kentucky with 16 points. Heshimu Evans had a solid night off the bench with a game-high 11 rebounds and four assists to go with six points.

GEORGE WASHINGTON	FG	3FG	FT	R	F	A	TO	B	S	TP
Pat Ngongba	1-7	0-0	0-3	2	3	0	0	0	1	2
Yegor Mescheriakov	6-12	0-1	0-0	7	3	1	6	0	2	12
Alexander Koul	3-7	0-0	2-4	6	4	0	3	1	1	8
Darin Green	1-5	0-0	0-0	1	2	1	1	0	0	2
Shawnta Rogers	6-17	3-7	0-0	5	2	5	5	0	2	15
J.J. Brade	1-6	0-0	0-0	1	3	0	2	0	0	2
Anxton Iturbe	4-8	0-0	2-3	10	4	0	2	0	1	10
Francisco de Miranda	0-0	0-0	0-2	1	0	0	0	0	0	0
Andrei Krivonos	1-3	0-1	0-1	1	2	3	0	0	0	2
Roey Eyal	1-2	0-0	0-0	1	0	3	1	0	0	2
Seco Camara	0-3	0-3	0-0	0	1	0	0	0	0	0
Rasheed Hazzard	0-0	0-0	0-0	0	0	0	1	0	0	0
Team				6						
Totals	24-70	3-12	4-13	41	24	13	21	1	7	55

KENTUCKY	FG	3FG	FT	R	F	A	TO	B	S	TP
Allen Edwards	3-7	1-3	0-0	5	2	2	4	1	2	7
Scott Padgett	3-6	0-2	2-2	6	4	3	3	0	0	8
Jamaal Magloire	1-2	0-0	2-4	5	3	0	3	3	0	4
Wayne Turner	6-11	3-4	1-3	5	1	2	3	1	8	16
Jeff Sheppard	1-10	0-3	8-10	6	0	2	2	0	0	10
Nazr Mohammed	2-8	0-0	2-4	7	3	1	2	3	0	6
Heshimu Evans	1-9	0-1	4-4	11	1	4	1	0	2	6
Cameron Mills	2-4	1-1	2-2	2	1	1	1	0	0	7
Saul Smith	0-1	0-0	0-0	1	0	0	0	0	0	0
Myron Anthony	0-0	0-0	0-0	0	0	0	0	0	0	0
Michael Bradley	3-3	0-0	0-1	3	1	0	0	0	0	6
Team				5						
Totals	22-61	5-14	21-30	54	16	15	19	8	12	70

Halftime: UK 33, GW 17; FG%: UK 36.1, GW 34.3;
3FG%: UK 35.7, GW 25.0; FT%: UK 70.0, GW 30.8;
Officials: Valentine, Hess, Peterson; Techs: None

"To be able to play Kentucky is a great experience. What an unbelievable barometer for us. If you aspire to be national champions, you only get an idea of what that takes by playing against teams like Kentucky."

MIKE JARVIS, 1998 GEORGE WASHINGTON COACH

Game 3

#1 Arizona 89 - #8 Kentucky 74
Nov. 25, 1997
Maui Invitational • Lahaina Civic Center
Maui, Hawaii • Attendance: 2,500

Arizona held on to a 14-point advantage through three quarters to claim an 89-74 win over Kentucky in a rematch of the 1997 NCAA Championship game. Arizona held UK to just 23.1 percent shooting from the field (3-of-13) in the first quarter while shooting 47.8 percent (11-of-23) to take a 14-point lead after the first 10 minutes.

Guard Mike Bibby paced the defending national champions with 20 points, eight assists and four steals, leading five Wildcats in double figures.

After falling behind by 20 points midway through the second quarter, UK battled to within 14 points at halftime. UK cut Arizona's lead to 11 points in the 3rd quarter, but could get no closer.

Kentucky was led by Scott Padgett with 16, while Allen Edwards, Jeff Sheppard and Nazr Mohammed each had 14. Mohammed also posted a career-high 16 rebounds in the losing effort for his eighth career double-double.

KENTUCKY	FG	3FG	FT	R	F	A	TO	B	S	TP
Allen Edwards	5-11	1-5	3-10	2	4	1	2	0	0	14
Scott Padgett	5-13	2-6	4-4	7	4	0	4	1	2	16
Jamaal Magloire	2-4	0-0	0-1	8	2	0	1	0	0	4
Wayne Turner	0-2	0-0	0-0	1	5	4	3	1	0	0
Jeff Sheppard	5-12	2-6	2-2	4	2	4	3	0	0	14
Nazr Mohammed	4-7	0-0	6-6	16	1	1	2	2	1	14
Saul Smith	2-7	0-2	0-0	2	1	2	1	0	0	4
Cameron Mills	0-2	0-2	2-2	1	3	0	2	0	0	2
Heshimu Evans	3-9	0-1	0-1	5	1	1	0	0	0	6
Team				7						
Totals	26-67	5-22	17-26	53	23	13	18	4	3	74

ARIZONA	FG	3FG	FT	R	F	A	TO	B	S	TP
Bennett Davison	2-4	0-0	0-0	2	3	0	1	0	0	4
Michael Dickerson	4-11	0-5	5-8	8	2	2	3	1	1	13
A.J. Bramlett	5-9	0-0	6-8	11	4	0	1	1	1	16
Mike Bibby	7-18	4-12	2-3	4	3	8	0	0	4	20
Miles Simon	5-10	3-5	2-2	2	4	3	2	0	1	15
Eugene Edgerson	2-5	0-0	3-6	6	3	1	1	0	2	7
Jason Terry	5-10	2-5	2-2	2	0	2	0	0	1	14
Donnell Harris	0-1	0-0	0-0	1	3	0	1	1	1	0
Quynn Tebbs	0-1	0-1	0-0	0	0	2	0	0	0	0
Team				3						
Totals	30-69	9-28	20-29	39	22	18	9	3	11	89

Halftime: UK 28, UA 42; FG%: UK 38.8, UA 43.5;
3FG%: UK 22.7, UA 32.1; FT%: UK 65.4, UA 69.0;
Officials: Higgins, DeMayo, Hess; Techs: Simon (UA)

"Kentucky is very underrated and has a lot of outstanding players – Jeff Sheppard and Heshimu Evans in particular. As the season progresses, Kentucky is just going to continue to get better."

COACH KYLE MACY, MOREHEAD STATE

Game 4

#8 Kentucky 77 - Missouri 55

Nov. 26, 1997

Maui Invitational • Lahaina Civic Center

Maui, Hawaii • Attendance: 2,500

Center Jamaal Magloire posted a career effort with 18 points and 17 rebounds to pace Kentucky as the Wildcats claimed third place at the Maui Invitational with a 77-55 win over Missouri.

The Wildcats (3-1) jumped out to a 25-13 lead after the first quarter, and increased that margin to 45-24 at halftime.

As a team, the Wildcats grabbed 51 rebounds and shot 73.1% from the free-throw line (19-of-26). UK connected on all 10 free throw attempts in the first quarter. But the bigger story was the Wildcats' shooting from the field. For the first time in the Maui Invitational, UK shot better than 40 percent from the field for the game, finishing with a cool 41.5 percent.

KENTUCKY	FG	3FG	FT	R	F	A	TO	B	S	TP
Allen Edwards	4-10	0-1	4-4	3	1	2	1	0	1	12
Scott Padgett	2-4	0-1	0-0	5	1	1	4	1	3	4
Jamaal Magloire	7-12	0-0	4-5	17	2	0	0	5	1	18
Wayne Turner	2-8	1-4	0-1	4	2	2	3	1	0	5
Jeff Sheppard	4-10	1-2	4-4	2	0	5	0	0	1	13
Saul Smith	2-3	1-1	2-4	1	0	1	0	0	0	7
Nazr Mohammed	1-2	0-0	0-0	5	3	1	0	0	0	2
Heshimu Evans	4-6	0-0	0-0	7	1	1	3	0	1	8
Cameron Mills	0-2	0-2	2-2	0	0	0	1	0	0	2
Myron Anthony	1-4	1-2	3-4	2	0	2	0	0	0	6
Michael Bradley	0-1	0-0	0-2	2	1	0	1	1	0	0
Ryan Hogan	0-2	0-0	0-0	0	0	0	1	0	0	0
Steve Masiello	0-1	0-0	0-0	0	1	0	1	0	0	0
Team				3						
Totals	27-65	4-13	19-26	51	12	15	15	8	7	77

MISSOURI	FG	3FG	FT	R	F	A	TO	B	S	TP
Tyron Lee	4-10	0-2	3-4	7	2	1	4	0	1	11
Kelly Thames	4-8	1-1	2-2	3	4	0	1	1	1	11
George Mazyck	0-2	0-0	1-2	1	3	0	2	0	0	1
Dibi Ray	1-1	1-1	0-0	1	2	3	1	0	0	3
Jeff Hafer	0-3	0-1	0-0	4	2	4	5	0	1	0
Tate Decker	1-4	0-0	3-4	2	0	3	1	0	0	5
John Woods	4-10	3-6	0-0	0	0	0	0	0	0	11
Monte Hardge	2-5	0-0	0-3	5	3	0	2	0	0	4
Brian Grawer	2-7	1-4	0-0	5	2	1	2	0	1	5
Johnnie Parker	2-6	0-2	0-0	2	1	0	1	1	3	4
Mark Wampler	0-0	0-0	0-0	0	1	0	0	0	0	0
Steve Weaver	0-1	0-0	0-0	0	0	0	0	0	2	0
Team				4						
Totals	20-57	6-17	9-15	34	20	12	19	2	9	55

Halftime: UK 45, UM 24; FG%: UK 41.5, UM 35.1; 3FG%: UK 30.8, UM 35.3; FT%: UK 73.1, UM 60.0; Officials: Higgins, DeMayo, Stowe; Techs: Missouri Bench

Game 5

#8 Kentucky 76 - #13 Clemson 61

Nov. 29, 1997

Premier Classic • America West Arena

Phoenix, Ariz. • Attendance: 4,306

Playing their second ranked opponent in three games, the Wildcats put four players in double figures to avenge a 1996 loss to Clemson, 76-61, in the Premier Classic. Kentucky broke open a one-point halftime lead, outscoring Clemson 41-27 in the second stanza. After Clemson grabbed a 47-42 lead early in the second half, UK used a 16-2 run over the next seven minutes to take a 58-49 advantage.

The Wildcats broke out of a cold shooting slump, canning 53.6 percent of their shots, including 42.9 percent from three-point range. Much of the offensive firepower came from inside, where the Cats outscored the Tigers 44-24.

The UK defense came up big again, forcing 19 Clemson turnovers while allowing a 39.0 percent shooting performance from the Tigers (3-2).

Wayne Turner led the Wildcats (4-1) with 17 points, five assists and three steals.

CLEMSON	FG	3FG	FT	R	F	A	TO	B	S	TP
Harold Jamison	2-4	0-0	1-4	9	1	1	0	2	0	5
Tony Christie	3-5	2-3	0-0	0	1	1	0	4	0	8
Tom Wideman	1-2	0-0	1-2	6	2	1	1	0	0	3
Terrell McIntyre	4-14	2-7	2-2	1	3	7	1	3	0	12
Greg Buckner	7-15	4-7	1-2	2	3	1	1	3	0	19
Iker Iturbe	3-11	2-5	0-0	3	4	1	0	3	0	8
Vincent Whitt	2-5	0-0	0-1	3	2	2	1	2	0	4
Mohamed Woni	0-0	0-0	0-0	1	1	0	0	0	1	0
Johnny Miller	0-1	0-1	0-0	0	0	0	1	2	0	0
Adam Allenspach	1-2	0-0	0-0	4	1	0	0	0	0	2
Team				7						
Totals	23-59	10-23	5-11	36	18	14	5	19	1	61

KENTUCKY	FG	3FG	FT	R	F	A	TO	B	S	TP
Allen Edwards	6-8	1-2	0-0	1	1	3	2	0	0	13
Scott Padgett	6-10	2-2	1-2	5	3	2	1	1	2	15
Jamaal Magloire	4-7	0-0	0-0	5	4	0	1	1	0	8
Wayne Turner	6-10	1-2	4-6	5	2	5	2	0	3	17
Jeff Sheppard	2-10	1-6	0-2	3	0	3	0	0	2	5
Nazr Mohammed	3-4	0-0	4-5	6	2	1	3	0	1	10
Heshimu Evans	3-4	1-1	1-2	2	1	1	3	0	1	8
Cameron Mills	0-1	0-0	0-0	0	0	1	1	0	0	0
Myron Anthony	0-1	0-0	0-0	0	0	0	0	0	0	0
Saul Smith	0-1	0-1	0-0	1	0	0	0	0	0	0
Michael Bradley	0-0	0-0	0-0	0	0	0	0	0	0	0
Team				11						
Totals	30-56	6-14	10-17	39	13	16	14	2	9	76

Halftime: UK 35, CU 34; FG%: UK 53.6, CU 39.0; 3FG%: UK 42.9, CU 43.5; FT%: UK 58.8, CU 45.5; Officials: Wood, Boudreaux, Shaw; Techs: None

Game 6

#7 Kentucky 89 - #5 Purdue 75

Dec. 3, 1997

Great Eight • United Center

Chicago, Ill. • Attendance: 19,567

Junior center Nazr Mohammed took full advantage of his return home to Chicago, posting a team-high 19 points to lead Kentucky to an 89-75 win over Purdue in the Great Eight.

The two teams battled in a first half that featured 12 lead changes and eight ties before the Wildcats forged a 42-37 lead at the break. In the second half, UK built its lead to 13 before Purdue cut the margin to 53-47 with 12:32 remaining. But a 12-3 spurt curtailed the Boilermakers' charge as UK won its third straight game.

Kentucky (5-1), which had just completed a 9,700-mile trek to Hawaii and Phoenix, again used a strong inside performance to get the win. The Wildcats outscored the highly touted Purdue frontline, 42-24. The Wildcats also took advantage of 22 Boilermaker turnovers, registering 13 steals and scoring 22 fast-break points. UK also had a strong night on the boards as a team, as five Wildcats had at least five rebounds.

Mohammed connected on 8-of-10 shots from the floor and 3-of-4 free throws to reach double figures in just 18 minutes of play.

PURDUE	FG	3FG	FT	R	F	A	TO	B	S	TP
Jaraan Cornell	2-4	1-2	1-2	2	4	1	1	0	1	6
Brian Cardinal	3-10	1-3	5-6	4	4	5	3	1	4	12
Brad Miller	4-9	0-1	2-3	14	3	3	4	4	2	10
Chad Austin	8-18	4-9	4-6	6	0	1	5	0	1	24
Alan Eldridge	2-8	2-4	2-2	2	1	4	4	0	3	8
Gary McQuay	1-5	1-2	0-1	3	3	1	1	1	0	3
Tony Mayfield	0-0	0-0	0-0	0	2	1	2	0	0	0
Mike Robinson	5-10	0-2	2-3	4	1	0	1	1	1	12
Mosi Barnes	0-0	0-0	0-0	1	0	0	1	0	0	0
Char Kerkhof	0-0	0-0	0-0	1	1	0	0	0	0	0
Team				5						
Totals	25-64	9-23	16-23	42	19	16	22	7	12	75

KENTUCKY	FG	3FG	FT	R	F	A	TO	B	S	TP
Allen Edwards	2-5	1-3	4-6	0	5	4	1	0	1	9
Scott Padgett	4-11	2-4	0-0	9	4	2	2	0	4	10
Jamaal Magloire	2-4	0-0	2-5	6	4	1	1	0	0	6
Wayne Turner	6-13	0-1	2-3	4	1	8	3	0	2	14
Jeff Sheppard	4-9	1-2	2-4	5	2	1	1	0	2	11
Heshimu Evans	2-7	1-2	2-2	5	3	6	4	0	1	7
Nazr Mohammed	8-10	0-0	3-4	5	0	0	2	1	1	19
Cameron Mills	0-1	0-1	2-2	1	1	0	3	0	0	2
Saul Smith	1-1	1-1	1-2	2	2	0	1	0	2	4
Myron Anthony	1-1	1-1	0-0	1	0	0	0	0	0	3
Ryan Hogan	1-1	1-1	1-2	0	0	0	1	0	0	4
Michael Bradley	0-0	0-0	0-0	0	0	0	0	0	0	0
Team				9						
Totals	31-63	8-16	19-30	47	22	22	19	1	13	89

Halftime: UK 42, PU 37; FG%: UK 49.2, PU 39.1; 3FG%: UK 50.0, PU 39.1; FT%: UK 63.3, PU 69.6; Officials: Rose, Kersey, Jones; Techs: None

Game 7

#7 Kentucky 75 - Indiana 72

Dec. 6, 1997

RCA Dome • Indianapolis, Ind.

Attendance: 38,504

Center Nazr Mohammed once again turned in a sizzling shooting performance, scoring a career-high 21 points to lead Kentucky to a 75-72 win over Indiana, the Cats' second win over a Big Ten team in three days.

The Hoosiers led by as many as eight just four minutes into the game before Mohammed spurred a Wildcats' run to tie the game at 15. The lead would change hands five times before Kentucky would go up for good with seven minutes left before halftime, taking a 46-39 lead at the break.

Indiana began the second half with a 6-0 run to cut the UK lead to one with 18:23 left, but the Wildcats answered with an 8-0 run of their own to increase the lead to nine with 15:53 remaining. The Hoosiers again mounted a comeback, pulling to within two at 74-72 with 1:34 left in the game. But Wayne Turner added a free throw



Coach Tubby Smith's Wildcats were victorious in his first meeting against "The General." UK beat Bobby Knight's Indiana squad, 75-72 last season.

with six seconds on the clock, the Wildcats' only point in the final four minutes, and Indiana missed a shot at the buzzer to give UK the three-point win.

Mohammed added 12 rebounds and two steals, while Jeff Sheppard posted 21 points. Cameron Mills sparked the UK offense off the bench, contributing 12 points after hitting four of his five three-point attempts – all in the first half.

KENTUCKY	FG	3FG	FT	R	F	A	TO	B	S	TP
Allen Edwards	2-8	0-3	0-0	1	3	1	0	0	0	4
Scott Padgett	3-9	0-4	0-0	10	2	3	3	0	2	6
Jamaal Magloire	1-2	0-0	0-0	0	2	0	3	0	0	2
Wayne Turner	1-8	0-1	2-3	0	2	5	2	0	1	4
Jeff Sheppard	9-20	3-7	0-0	5	2	2	0	0	1	21
Nazr Mohammed	8-11	0-0	5-8	12	2	0	3	1	2	21
Saul Smith	0-2	0-2	0-0	1	0	3	0	0	0	0
Heshimu Evans	2-3	1-1	0-0	1	1	2	1	0	1	5
Myron Anthony	0-0	0-0	0-0	1	0	0	0	0	0	0
Cameron Mills	4-6	4-5	0-0	2	2	0	2	0	0	12
Team				2						
Totals	30-69	8-23	7-11	35	16	16	14	1	7	75

INDIANA	FG	3FG	FT	R	F	A	TO	B	S	TP
Luke Recker	3-5	1-3	1-2	3	4	2	2	0	0	8
Andrae Patterson	1-1	0-0	0-0	3	2	0	2	1	0	2
Jason Collier	1-4	0-0	0-0	6	1	1	1	0	0	2
Rob Turner	10-13	4-6	1-1	6	0	5	4	0	2	25
A.J. Guyton	6-17	3-7	4-5	8	2	6	7	0	0	19
Michael Lewis	0-2	0-1	0-0	0	1	1	1	0	1	0
Larry Richardson	1-2	0-0	0-0	1	0	0	0	0	0	2
Richard Mandeville	2-2	0-0	2-2	2	4	0	2	0	1	6
William Gladness	3-6	0-0	0-1	4	0	3	1	2	1	6
Luke Jimenez	1-2	0-1	0-0	0	2	0	0	0	0	2
Team				1						
Totals	28-54	8-18	8-11	34	16	18	21	3	5	72

Halftime: UK 46, IU 39; FG%: UK 43.5, IU 51.9; 3FG%: UK 34.8, IU 44.4; FT%: UK 63.6, IU 72.7; Officials: O'Neill, Hightower, Clougherty; Techs: none

Game 8

#4 Kentucky 81 - Canisius 54

Dec. 10, 1997

Marine Midland Arena • Buffalo, N.Y.

Attendance: 10,083

Center Nazr Mohammed and guard Jeff Sheppard gave the Wildcats an effective inside-outside combo as UK cruised past Canisius 81-54. The duo combined for 32 points on 13-of-18 shooting (72.2%) as Mohammed scored 11 and Sheppard posted his second straight 21-point effort.

The Golden Griffins got the opening basket of the game to take a 2-0 lead, but Sheppard answered with the first of his four three-pointers and the Wildcats never trailed again. An Allen Edwards dunk with 8:23 left in the first half gave UK a 10-point lead, though Canisius would cut the lead to five with 6:33 to go in the half. An 8-0 UK run closed out the half with the Cats leading 39-25.

After the break, Sheppard scored UK's first eight points to start the second half to push the Wildcats' lead to 20, 51-31. Kentucky shot 69.2 percent in the final 20 minutes as the lead ballooned to 35 points.

KENTUCKY	FG	3FG	FT	R	F	A	TO	B	S	TP
Wayne Turner	2-5	0-1	1-2	8	3	6	1	0	1	5
Jeff Sheppard	8-11	4-6	1-2	0	1	5	1	0	1	21
Jamaal Magloire	1-2	0-0	0-0	5	3	1	0	4	0	2
Scott Padgett	1-4	0-2	4-4	1	0	2	1	0	0	6
Allen Edwards	7-13	0-3	0-0	4	1	4	0	0	2	14
Steve Masiello	0-0	0-0	0-0	0	0	0	2	0	0	0
Saul Smith	2-5	0-1	0-0	2	2	2	1	0	1	4
Nazr Mohammed	5-7	0-0	1-4	6	1	0	0	1	0	11
Heshimu Evans	4-4	0-0	0-0	4	1	0	2	0	0	8
Cameron Mills	1-3	1-2	0-0	1	1	2	0	0	0	3
Ryan Hogan	0-1	0-0	0-0	1	2	0	1	0	0	0
Myron Anthony	1-5	1-2	0-0	1	2	0	1	0	0	3
Michael Bradley	2-2	0-0	0-0	3	1	1	0	1	0	4
Team				7			1			
Totals	34-62	6-17	7-12	43	18	23	11	6	5	81

CANISIUS	FG	3FG	FT	R	F	A	TO	B	S	TP
Kevin Thompson	3-10	0-3	0-0	1	0	0	2	0	1	6
Kevin Worley	2-4	2-3	2-2	2	4	2	4	0	0	8
Matt Tribul	2-7	0-0	3-4	1	1	0	0	0	1	7
James Cammaert	3-7	0-2	3-5	2	2	5	2	0	1	9
Keith Lambkin	1-6	1-2	0-0	1	2	1	0	0	0	3
Damon Young	1-4	1-3	1-2	1	0	2	0	0	0	4
Fred Dupree	1-2	0-0	0-0	1	0	1	0	0	0	2
Darren Fenn	1-5	0-0	4-4	2	2	0	0	2	0	6
Mike McCarthy	3-8	2-5	1-2	8	0	0	1	0	3	9
Clive Bentick	0-0	0-0	0-0	0	0	0	1	0	0	0
Team				6			3			
Totals	17-53	6-18	14-19	25	11	11	13	2	6	54

"We tried to look at this as just another game, but we weren't honest with ourselves. They're very consistent. They keep coming at you until they kill you."

JAMIE CAMMAERT, CANISIUS FORWARD

Halftime: UK 39, CC 25; FG%: UK 54.8, CC 32.1; 3 FG%: UK 35.3, CC 33.3; FT%: UK 58.3, CC 73.7; Officials: Cahill, Mingle, Huetter; Techs: Sheppard (UK)

Game 9

#4 Kentucky 85 - #24 Georgia Tech 71

Dec. 13, 1997

Rupp Arena • Lexington, Ky.

Attendance: 24,112

Reserve Heshimu Evans sparked Kentucky to an 85-71 victory over Georgia Tech, tallying a team-high 14 points and 10 rebounds for his first double-double in a UK uniform.

With Kentucky (8-1) leading by four early, Georgia Tech reeled off a 17-2 run to take a 27-16 lead with five minutes remaining in the half. But Evans scored three straight UK baskets to spark the Cats on an 18-8 run.

After trailing by a point at the break, Kentucky outscored the Yellow Jackets 28-9 through the first 10 minutes of the second half to take a 62-44 lead. UK outscored Georgia Tech 46-17 during a 15-minute stretch to secure the win.

The Cats overcame a 49-point effort by the Tech duo of Matt Harpring and Dion Glover. UK reserves outscored their Georgia Tech counterparts, 30-4 and six Wildcats recorded double figures in scoring.

Cameron Mills broke free for a layup against Georgia Tech as the Cats rallied in the second half to win 85-71.



Season Review

GEORGIA TECH	FG	3FG	FT	R	F	A	TO	B	S	TP
Matt Harpring	8-19	1-9	5-6	9	4	3	2	1	0	22
Michael Maddox	3-8	1-3	0-2	5	5	0	0	2	1	7
Alvin Jones	2-5	0-0	3-4	7	5	1	2	2	2	7
Dion Glover	10-20	5-10	2-5	4	2	2	7	0	4	27
Travis Spivey	1-3	0-2	2-2	3	3	4	6	0	1	4
Pablo Machado	0-1	0-0	0-0	0	2	1	1	0	0	0
T.J. Vines	0-3	0-3	0-0	0	0	0	1	0	1	0
Jason Floyd	1-5	1-4	1-2	2	2	0	2	0	0	4
Jan Medlock	0-0	0-0	0-0	1	0	0	0	0	0	0
Team				3			1			
Totals	25-64	8-31	13-21	34	23	11	22	5	9	71

KENTUCKY	FG	3FG	FT	R	F	A	TO	B	S	TP
Allen Edwards	4-8	1-3	3-8	5	1	6	3	0	2	12
Scott Padgett	3-6	1-1	2-2	4	4	2	2	0	0	9
Jamaal Magloire	6-12	0-0	0-1	7	1	0	2	1	0	12
Wayne Turner	4-7	0-0	0-2	2	3	5	3	1	3	10
Jeff Sheppard	4-9	2-4	2-2	4	2	3	3	0	2	12
Nazr Mohammed	5-9	0-0	2-5	7	3	0	2	0	2	12
Heshimu Evans	7-13	0-2	0-1	10	2	3	0	0	1	14
Saul Smith	0-1	0-1	0-0	1	4	1	1	0	0	0
Cameron Mills	1-3	0-0	0-0	1	0	1	1	0	0	2
Myron Anthony	0-2	0-1	0-0	2	0	0	1	1	0	0
Michael Bradley	0-0	0-0	0-2	2	0	0	2	0	0	0
Ryan Hogan	0-0	0-0	0-0	0	0	1	0	0	0	0
Steve Masiello	1-1	0-0	0-0	1	0	1	0	0	0	2
Team				5			2			
Totals	35-71	4-12	11-24	51	20	23	22	3	10	85

Halftime: UK 34, GT 35; FG%: UK 49.3, GT 39.1;
3FG%: UK 33.3, GT 25.8; FT%: UK 45.8, GT 61.9;
Officials: Patillo, Shaw, Hess; Techs: None

Game 10

#4 Kentucky 74 - Tulsa 53
Dec. 20, 1997
Rupp Arena • Lexington, Ky.
Attendance: 24,082

Nazr Mohammed scored 17 points while the Wildcats' defense held Tulsa to just six second-half field goals as UK claimed its seventh consecutive victory with a 74-53 win over the Golden Hurricane.

The Cats fell behind early, trailing 23-15 before fighting back to pull within one, 29-28, at halftime. In the second stanza with Tulsa leading 33-32, the Cats went on a 17-0 run to cruise to victory.

UK improved its poor free-throw shooting, hitting 17-of-24 from the line for 70.8 percent. Tulsa shot just 32.7 percent from the floor, its worst shooting performance of the season, while the Cats hit 52.0 percent of their shots, including 56.7 percent in the second half (17-of-30).

TULSA	FG	3FG	FT	R	F	A	TO	B	S	TP
Eric Conley	3-8	1-1	1-2	4	2	4	3	1	2	8
Jonnie Gendron	7-13	3-6	0-0	2	1	3	5	0	1	17
Rod Thompson	1-14	1-6	2-2	5	3	3	5	0	0	5
Zac Bennett	3-5	0-0	0-2	4	3	0	2	1	3	6
Michael Ruffin	2-5	0-0	5-6	10	2	0	2	1	3	9
Jay Spurlock	1-3	0-0	2-2	2	3	0	1	1	0	4
Marcus Hill	1-4	1-3	0-0	0	3	0	2	0	1	3
Shawn Williams	0-0	0-0	0-0	0	0	0	0	0	0	0
John Cornwell	0-1	0-1	1-2	0	1	0	0	0	0	1
Jamie Gillen	0-1	0-1	0-0	0	0	0	0	0	0	0
Robert Bell	0-1	0-0	0-0	1	0	0	0	1	0	0
Team				2			1			
Totals	18-55	6-18	11-16	30	18	10	21	5	10	53

KENTUCKY	FG	3FG	FT	R	F	A	TO	B	S	TP
Allen Edwards	4-7	1-3	0-0	5	0	5	4	1	2	9
Scott Padgett	3-3	2-2	0-0	8	1	2	4	1	2	8
Jamaal Magloire	3-6	0-0	1-2	4	4	0	0	2	0	7
Wayne Turner	5-6	0-0	0-0	3	1	2	2	1	0	10
Jeff Sheppard	3-8	1-6	4-4	4	1	3	2	2	2	11
Saul Smith	1-1	0-0	1-2	1	2	4	1	0	2	3
Cameron Mills	1-3	1-2	0-0	0	0	2	0	0	2	3
Nazr Mohammed	6-10	0-0	5-7	3	3	0	1	1	2	17
Heshimu Evans	0-1	0-0	3-4	0	4	0	1	1	0	3
Myron Anthony	0-3	0-2	0-0	0	0	0	0	0	0	0
Michael Bradley	0-0	0-0	3-5	1	0	1	1	1	0	3
Ryan Hogan	0-2	0-0	0-0	2	0	0	0	0	0	0
Steve Masiello	0-0	0-0	0-0	0	0	0	1	0	0	0
Team				2						
Totals	26-50	5-15	17-24	33	16	19	17	10	12	74

Halftime: UK 28, TU 29; FG%: UK 52.0, TU 32.7;
3FG%: UK 33.3, TU 33.3; FT%: UK 70.8, TU 68.8;
Officials: Styoms, Day, Cofer; Techs: none



The Wildcats turned up the defensive heat in the second half against Tulsa, rallying from a one-point deficit at halftime to win 74-53. Here, Jamaal Magloire and Heshimu Evans trap Tulsa's Marcus Hill on the baseline.

> "Kentucky is the most effective team in the country at taking turnovers and converting them into points."
>
> COACH ART PERRY, AMERICAN

Game 11

#4 Kentucky 75 - American 52
Dec. 23, 1997
Rupp Arena • Lexington, Ky
Attendance: 22,856

Scott Padgett and Nazr Mohammed combined for 22 points as Kentucky posted a 75-52 win over American.

UK led by as many as six early in the first half before American came back to tie the score at 25 with 5:14 left. But the Wildcats closed the half with a 10-0 run, punctuated by an Allen Edwards' dunk at the buzzer, to take a 35-25 lead at the break. UK would continue the run in the second half, outscoring the Eagles 27-9.

Strong bench play was also a factor as UK's deep bench tallied 32 points.

Jeff Sheppard was limited to 11 minutes after suffering from a stiff back, an injury that occurred late in UK's game with Tulsa. He sat most of the second half.

AMERICAN	FG	3FG	FT	R	F	A	TO	B	S	TP
Jarion Childs	3-4	0-0	1-4	5	2	2	3	0	3	7
Nathan Smith	6-13	4-11	0-0	2	4	1	3	0	0	16
Dave Small	1-7	0-0	3-3	9	1	4	3	0	0	5
Saliou Telly	3-8	0-0	1-2	3	3	0	1	0	0	7
Matt Brown	1-2	0-0	1-2	0	3	1	0	0	0	3
Henry Marquiss	1-6	0-0	0-2	4	4	1	2	1	1	2
Ossie Jones	2-6	1-2	0-0	2	0	0	2	0	1	5
Stephen Clayton	0-1	0-0	0-0	1	0	0	2	0	1	0
David Olsen	2-4	2-4	1-2	1	0	0	1	0	0	7
Jim Spadafore	0-0	0-0	0-0	0	0	2	0	0	0	0
Team				2						
Totals	19-51	7-17	7-15	29	17	11	17	1	6	52

KENTUCKY	FG	3FG	FT	R	F	A	TO	B	S	TP
Allen Edwards	6-10	2-5	2-2	4	0	5	0	0	2	16
Scott Padgett	5-6	1-2	0-0	7	1	5	5	0	2	11
Jamaal Magloire	3-6	0-0	2-2	6	2	0	1	0	0	8
Wayne Turner	3-6	0-0	0-0	1	2	2	0	1	0	6
Jeff Sheppard	0-1	0-0	2-2	0	0	2	0	0	1	2
Nazr Mohammed	5-5	0-0	1-2	4	1	1	0	1	1	11
Heshimu Evans	2-4	0-0	0-0	2	0	0	0	0	0	4
Cameron Mills	3-4	2-2	0-0	0	0	2	1	1	0	8
Saul Smith	0-3	0-2	2-2	0	4	0	0	0	1	2
Myron Anthony	0-1	0-0	1-2	2	1	0	0	0	0	1
Michael Bradley	2-2	0-0	2-4	2	0	2	2	1	1	6
Ryan Hogan	0-2	0-1	0-0	1	0	3	1	0	0	0
Steve Masiello	0-1	0-1	0-0	0	0	0	0	0	1	0
Team				1						
Totals	29-51	5-13	12-16	30	11	22	10	4	9	75

Halftime: UK 35, AU 25; FG%: UK 56.9, AU 37.3;
3FG%: UK 38.5, AU 41.2; FT%: UK 75.0, AU 46.7;
Officials: Hillary, Wood, Heatly; Techs: Bradley (UK)

Game 12

Louisville 79 - #4 Kentucky 76

Dec. 27, 1997
Rupp Arena • Lexington, Ky.
Attendance: 24,303

Louisville buried a season-high 12 three-pointers and the Cardinals upended the fourth-ranked Wildcats, 79-76 in Lexington, snapping UK's eight-game win streak.

Kentucky led by as many as nine in the first half but settled for a 35-31 lead at halftime. A prohibiting factor for the Cats was their shooting, hitting a cool 36.1 percent in the first half. UK remained icy in the second half as U of L built a five-point lead. The Cats rallied to lead by two, 61-59, after Jeff Sheppard canned a baseline jumper with 8:18 remaining. But Eric Johnson, who hit all three of his three-point attempts, canned a trey with 8:06 left to give the Cards the lead for good.

Louisville increased its margin to nine with 2:23 remaining but the Cats clawed back. Wayne Turner scored six of his 12 points in the final 1:42 as UK cut the lead to three, 79-76. And with 14 seconds remaining, the Cats worked for an open shot, but Scott Padgett's three-point attempt fell short.

UK finished the day shooting 37.5 percent from the field and a season-low 21.7 percent from outside the arc while U of L canned 50.9 percent from the field including 54.5 percent from three-point range.

LOUISVILLE	FG	3FG	FT	R	F	A	TO	B	S	TP
Marques Maybin	3-5	2-4	0-1	1	2	2	1	0	2	8
Cameron Murray	4-9	2-4	5-6	3	4	6	4	0	0	15
Nate Johnson	1-3	0-0	2-4	3	2	0	1	0	0	4
Damion Dantzler	3-8	0-0	0-2	6	3	2	2	1	1	6
Alex Sanders	4-9	2-4	0-1	10	1	1	3	1	0	10
Eric Johnson	3-10	3-3	1-1	1	5	2	3	0	0	20
Tony Williams	5-9	3-7	3-6	6	2	0	2	0	0	16
Travis Best	0-1	0-0	0-0	1	0	2	1	0	0	0
Troy Jackson	0-1	0-0	0-0	2	2	1	0	0	1	0
Jerry Johnson	0-0	0-0	0-0	0	0	0	1	0	0	0
Team				4			1			
Totals	28-55	12-22	11-21	37	21	16	19	2	4	79

KENTUCKY	FG	3FG	FT	R	F	A	TO	B	S	TP
Allen Edwards	4-10	1-4	4-4	4	2	1	0	0	4	13
Scott Padgett	3-13	0-5	1-2	6	4	4	1	2	3	7
Jamaal Magloire	1-6	0-0	4-6	8	2	0	2	0	1	6
Wayne Turner	4-6	1-1	3-6	2	3	2	2	0	0	12
Jeff Sheppard	7-14	3-5	1-5	6	4	2	3	0	1	18
Nazr Mohammed	5-6	0-0	2-2	9	2	2	1	3	0	12
Heshimu Evans	1-5	0-2	0-0	6	3	1	3	0	1	2
Cameron Mills	1-4	0-2	0-0	1	2	0	0	0	0	2
Saul Smith	1-6	0-4	0-0	0	2	2	1	0	2	2
Myron Anthony	0-1	0-0	2-2	1	0	0	0	0	0	2
Michael Bradley	0-1	0-0	0-0	0	1	0	0	0	0	0
Team							1			
Totals	27-72	5-23	17-27	43	25	14	14	5	12	76

Halftime: UK 35, UL 31; FG%: UK 37.5, UL 50.9;
3FG%: UK 21.7, UL 54.5; FT%: UK 63.0, UL 52.4;
Officials: Eades, Rutledge, O'Neill; Techs: None.

Game 13

#6 Kentucky 95 - Ohio 58

Dec. 30, 1997
The Convo • Athens, Ohio
Attendance: 13,083

Kentucky bounced back from its loss to Louisville by scoring the most points in a game during the regular season, defeating Ohio 95-58.

Coach Tubby Smith altered his starting lineup for the first time, inserting Nazr Mohammed. The 6-10 center tallied 15 points and seven rebounds in 22 minutes. Jamaal Magloire, who had started the first 12 games, came off the bench to score 15 points as well.

After the Bobcats scored the game's first four points, a Mohammed basket and two jumpers by Scott Padgett gave UK the lead it would never relinquish. The spurt propelled the Cats on a 16-4 run. Ohio's Jim Peterson came off the bench to can two threes in the first half to keep the Bobcats within 15 at the break, 46-31.

In the second half, UK used a 20-2 run to ice the game while building a 40-point lead, 91-51, with 1:18 remaining.

KENTUCKY	FG	3FG	FT	R	F	A	TO	B	S	TP
Allen Edwards	3-10	2-3	1-2	3	2	2	2	0	2	9
Scott Padgett	5-6	0-0	3-3	6	2	2	3	1	0	13
Nazr Mohammed	7-12	0-0	1-3	7	4	1	2	3	1	15
Jeff Sheppard	1-3	0-1	2-2	3	3	4	0	0	1	4
Wayne Turner	2-3	1-1	0-0	1	3	3	0	0	0	5
Steve Masiello	0-0	0-0	0-0	0	0	0	0	0	0	0
Saul Smith	2-2	0-0	2-2	2	0	0	4	0	3	6
Heshimu Evans	5-8	0-1	1-1	3	0	4	0	0	1	11
Cameron Mills	4-5	2-3	0-0	4	2	0	0	0	0	10
Ryan Hogan	0-0	0-0	0-0	2	0	2	1	0	0	0
Myron Anthony	2-4	1-3	0-0	0	2	0	2	0	0	5
Michael Bradley	1-2	0-0	0-0	1	0	0	1	0	0	2
Jamaal Magloire	6-7	0-0	3-4	3	2	0	1	3	2	15
Team				6						
Totals	38-62	6-12	13-17	41	20	18	16	4	10	95

OHIO	FG	3FG	FT	R	F	A	TO	B	S	TP
Diante Flenorl	3-10	1-2	0-0	7	2	1	5	0	0	7
Basra Fakhir	1-2	0-0	2-5	5	2	1	3	1	0	4
Seth Martin	2-4	0-0	0-0	2	4	1	2	0	0	4
Dustin Ford	2-9	0-2	3-3	3	3	3	4	0	1	7
Sanjay Adell	3-11	1-4	6-7	5	4	2	4	0	2	13
Chet Feldman	0-2	0-2	0-0	3	2	4	2	0	1	0
Steve Spears	0-2	0-0	0-0	1	1	0	1	0	0	0
Jim Peterson	6-15	6-14	3-3	0	1	0	1	0	0	21
Jason Bundy	0-2	0-0	2-2	1	0	0	2	0	0	2
Team				1						
Totals	17-57	8-24	16-20	28	19	12	24	1	4	58

Halftime: UK 46, OU 31; FG%: UK 61.3, OU 29.8;
3FG%: UK 50.0, OU 33.3; FT%: UK 76.5, OU 80.0;
Officials: Shaw, Maxwell, Sirmons; Techs: none.

Game 14

#6 Kentucky 71 - Vanderbilt 62

Jan. 3, 1998
Rupp Arena • Lexington, Ky.
Attendance: 24,236

Kentucky used a 57-18 rebounding advantage, which resulted in 27 second-chance points for the Wildcats, to put away a tough Vanderbilt squad, 71-62.

The two teams traded baskets early in the game, before Vanderbilt took an eight-point lead, 31-23, with just under a minute left in the half. A Wayne Turner jumper pulled UK to within six, 31-25, at halftime.

The Wildcats opened the second half on fire, posting an 11-2 run to take a 36-33 lead with 17:19 remaining in the game. After Vanderbilt fought to within one, Kentucky posted a 10-0 run over five minutes – in which five different Wildcats scored baskets – to claim a 51-40 advantage en route to the victory.

Nazr Mohammed and Scott Padgett each posted double-doubles as Mohammed scored a game-high 19 points and 12 rebounds, while Padgett added 13 points and a career-high 14 rebounds.

VANDERBILT	FG	3FG	FT	R	F	A	TO	B	S	TP
Billy DiSpaltro	2-8	0-0	0-1	3	4	1	1	0	0	4
Drew Maddux	5-10	3-8	3-3	3	3	5	1	0	2	16
Austin Bates	5-12	0-0	2-4	2	3	0	3	1	0	12
Atiba Prater	3-9	1-5	1-1	3	1	7	3	0	2	8
Vince Ford	2-4	1-2	0-0	1	1	0	2	0	1	5
Greg LaPointe	1-1	1-1	0-0	0	5	0	0	1	0	3
Dan Langhi	1-3	0-1	0-0	2	0	1	1	0	0	2
James Strong	3-6	1-2	3-3	2	0	0	3	1	3	10
Gianni Cugini	1-1	0-0	0-1	1	0	0	0	0	1	2
Team				1						
Totals	23-54	7-19	9-12	18	17	14	14	3	9	62

KENTUCKY	FG	3FG	FT	R	F	A	TO	B	S	TP
Allen Edwards	1-9	0-5	0-2	6	1	5	0	0	2	2
Wayne Turner	3-9	0-4	0-0	4	3	4	5	2	3	6
Nazr Mohammed	7-11	0-0	5-6	12	3	1	4	3	0	19
Jeff Sheppard	6-12	4-6	0-1	7	0	0	4	0	1	16
Scott Padgett	5-11	1-2	2-2	14	3	2	3	0	1	13
Heshimu Evans	3-6	0-1	0-0	6	1	0	1	1	0	6
Jamaal Magloire	1-5	0-0	0-1	2	3	0	0	0	0	2
Cameron Mills	0-3	0-2	0-0	3	1	0	2	0	0	0
Saul Smith	2-3	1-2	0-2	0	1	0	0	0	0	5
Michael Bradley	1-1	0-0	0-0	1	0	0	0	0	0	2
Team				2						
Totals	29-70	6-22	7-14	57	16	12	19	6	7	71

Halftime: UK 25, VU 31; FG%: UK 41.4, VU 42.6;
3FG%: UK 36.8, VU 27.3; FT%: UK 50.0, VU 75.0;
Officials: Monje, Day, Guardiola; Techs: none.

"That is two years in a row
that Kentucky has come down here and embarrassed us."

G.G. SMITH , GEORGIA GUARD

Game 15

#6 Kentucky 90 - Georgia 79

Jan. 6, 1998

Stegeman Coliseum • Athens, Ga.

Attendance: 10,523

It was father against son, brother vs. brother and one anxious mother/wife dressed in a multi-colored sweater behind the UK bench when Kentucky and Georgia squared off in the gym formerly known as "The Tub." And UK Coach Tubby Smith marked his first return to Georgia with a 90-79 win as four Wildcats scored in double figures.

Kentucky bolted to a 9-1 lead, but Georgia cut the margin to one, 11-10, behind two three-pointers from G.G. Smith, Tubby's eldest son.

The teams traded baskets through the rest of the first half that at times paired Smith's two oldest sons toe-to-toe. Then the younger Smith, UK's Saul, canned his second three-pointer with 4.3 seconds remaining to give UK a 35-26 halftime lead.

Georgia rallied in the second 20 minutes. Jon Nordin's turnaround in the lane completed a 7-0 run by the Dawgs that brought UGA to within five, 38-33. UK responded with a 6-0 run of its own to take a 44-33 lead two minutes later. Georgia never cut the gap closer than six as UK coasted to victory.

The Wildcats iced the game at the foul line, connecting on 22-of-32 attempts in the second half, including 14-of-20 in the final three minutes. Combined, both teams shot 50 free throws in the second half and scored 41 total points in the final 3:02. Chief benefactor at the stripe for the Cats was Wayne Turner, who hit 10-of-13 free throws as he notched a career-high 20 points. Teammate Allen Edwards also set a personal best, finishing with 19 points.

KENTUCKY	FG	3FG	FT	R	F	A	TO	B	S	TP
Allen Edwards	6-16	3-7	4-8	6	3	3	2	1	1	19
Scott Padgett	3-5	1-2	1-2	5	3	3	1	1	1	8
Nazr Mohammed	6-8	0-0	0-0	7	2	0	3	1	0	12
Wayne Turner	5-8	0-0	10-13	5	2	5	3	1	1	20
Jeff Sheppard	2-7	1-3	2-2	3	5	3	0	0	1	7
Saul Smith	2-2	2-2	0-0	0	2	1	0	0	0	6
Heshimu Evans	3-5	1-1	5-7	7	0	1	0	2	1	12
Cameron Mills	1-3	0-2	0-0	2	1	2	2	1	0	2
Jamaal Magloire	0-2	0-0	4-4	2	4	0	2	1	0	4
Team				2						
Totals	28-56	8-17	26-36	39	22	18	13	8	5	90

GEORGIA	FG	3FG	FT	R	F	A	TO	B	S	TP
Jumaine Jones	1-5	0-0	0-0	4	2	2	3	2	1	2
Michael Chadwick	6-11	2-5	2-7	5	5	2	3	0	1	16
Lorenzo Hall	3-6	0-0	0-1	1	5	0	0	1	1	6
G.G. Smith	3-9	2-4	0-0	4	1	4	1	0	2	8
Ray Harrison	5-13	0-6	7-10	1	4	3	2	0	2	17
Larry Brown	0-3	0-0	0-0	2	0	0	0	0	0	0
Adrian Jones	0-2	0-0	0-0	0	0	0	0	0	0	0
Badi Oliver	0-0	0-0	0-0	1	1	0	0	0	0	0
Phenizee Ransom	4-7	0-2	2-2	5	5	0	2	0	1	10
Derrick Dukes	3-4	1-2	0-0	0	1	0	0	0	0	7
Jon Nordin	5-8	1-2	2-2	4	2	0	1	0	0	13
Team				10			1			
Totals	30-68	6-21	13-22	37	26	11	14	3	8	79

Halftime: UK 35, UGA 26; FG%: UK 50.0, UGA 44.1; 3FG%: UK 47.1, UGA 28.6; FT%: UK 72.2, UGA 59.1; Officials: Clougherty, Rutledge, Herring; Techs: Magloire (UK), Hall (UGA)

> **"I want to know if anyone has ever bounced a ball higher off the Rupp Arena Floor? If not, I want to see my name in the Kentucky media guide next year for the record."**
>
> SOUTH CAROLINA COACH EDDIE FOGLER SAID, AFTER RECEIVING A TECHNICAL FOR SLAMMING THE BALL OFF THE FLOOR

Game 16

#6 Kentucky 77 - Mississippi State 71

Jan. 10, 1998

Humphrey Coliseum • Starkville, Miss.

Attendance: 9,334

Scott Padgett had scored in double figures in just six of the first 15 games, but after a 23-point, 10-rebound performance against Mississippi State, UK had won its third SEC game in as many tries, 77-71.

The Wildcats opened on fire, jumping out to an 11-3 lead. By the 10-minute mark, the margin had grown to 16. But State reeled off a 10-1 spurt midway through the half and found itself down 41-34 at the half.

Mississippi State's momentum continued in the second half. The 'Dogs notched a 9-2 run to tie the game at 48 with 12:21 remaining. But UK answered with back-to-back three-pointers from Saul Smith and Scott Padgett and a jumper from Jamaal Magloire. MSU countered, cutting the lead to 67-66 with 3:39 remaining, but six straight Kentucky points gave the Wildcats a seven-point cushion as UK held on for the win.

KENTUCKY	FG	3FG	FT	R	F	A	TO	B	S	TP
Allen Edwards	4-13	1-7	3-4	5	1	3	1	1	1	12
Scott Padgett	8-12	2-3	5-5	10	1	2	0	0	2	23
Nazr Mohammed	4-9	0-0	0-0	5	3	2	1	1	1	8
Wayne Turner	4-10	1-4	1-5	8	1	4	3	0	1	10
Jeff Sheppard	2-9	0-3	1-1	2	1	2	1	0	1	5
Saul Smith	1-1	1-1	0-0	0	0	1	0	0	0	3
Heshimu Evans	3-3	1-1	3-4	1	3	0	1	0	0	10
Cameron Mills	0-1	0-1	0-0	0	0	0	1	0	0	0
Jamaal Magloire	2-4	0-0	2-2	6	3	0	0	0	0	6
Team				2			1			
Totals	28-62	6-20	15-21	39	13	14	9	2	6	77

MISSISSIPPI STATE	FG	3FG	FT	R	F	A	TO	B	S	TP
Whit Hughes	2-6	1-3	0-0	5	2	1	0	1	0	5
Horatio Webster	7-18	2-3	2-3	7	1	3	1	0	1	18
Tyrone Washington	8-10	0-0	7-11	8	3	1	1	0	0	23
Todd Myles	0-1	0-0	0-0	0	1	2	0	0	0	0
Detrick White	5-12	3-8	0-0	3	4	4	2	0	0	13
Trey Moore	3-4	0-0	0-0	0	0	0	3	0	1	6
Tang Hamilton	0-2	0-1	0-0	1	1	0	1	0	0	0
Bart Hyche	1-4	1-4	3-3	1	2	2	1	0	0	6
Oral Roberts	0-0	0-0	0-0	2	0	0	0	0	0	0
David Redding	0-0	0-0	0-0	0	2	1	0	0	0	0
Team				4						
Totals	26-57	7-19	12-17	31	16	14	9	1	2	71

Halftime: UK 41, MSU 34; FG%: UK 45.2, MSU 45.6; 3FG%: UK 30.0, MSU 36.8; FT%: UK 71.4, MSU 70.6; Officials: Cahill, O'Neill, Day; Techs: none

Game 17

#6 Kentucky 91 - #14 South Carolina 70

Jan. 13, 1998

Rupp Arena • Lexington, Ky.

Attendance: 24,241

In one of the most anticipated match-ups of the year, Kentucky pasted the defending SEC champ South Carolina, 91-70, exacting revenge for a 1997 Senior Day home loss to the Gamecocks.

The emotionally charged Wildcats bolted from the gate, connecting on their first seven baskets to take a 17-5 lead. After a technical foul on UK's Jeff Sheppard for arguing a call, the Gamecocks captured the momentum, posting an 11-0 run to pull within one, 17-16. Kentucky again took control with an 18-5 run before posting a 13-point halftime advantage.

In the second half, UK pulled away early as the Wildcats led 58-38 with 12:42 left in the game. USC cut the margin to 13 inside the final five minutes, but Scott Padgett converted two free throws after Coach Eddie Fogler was hit with a technical foul to end the run.

Sheppard scored 16 points to lead five Kentucky players in double figures, while Allen Edwards posted a career-high 12 assists.

SOUTH CAROLINA	FG	3FG	FT	R	F	A	TO	B	S	TP
William Gallman	2-5	0-0	3-5	7	2	0	0	1	0	7
Antonio Grant	0-3	0-2	0-0	7	0	1	1	0	0	0
Ryan Stack	4-6	1-1	2-3	3	1	0	2	2	0	11
B.J. McKie	7-16	3-7	7-7	1	3	4	5	0	1	24
Melvin Watson	5-13	0-2	2-2	2	4	3	1	0	1	12
LeRon Williams	2-6	0-0	0-0	2	2	0	1	0	0	4
Herbert Davis	5-11	1-7	1-2	2	0	1	0	0	0	12
Bud Johnson	0-0	0-0	0-0	4	1	1	0	1	0	0
Recus Nix	0-0	0-0	0-0	1	2	0	0	0	0	0
David Ross	0-1	0-1	0-0	0	0	0	0	0	0	0
Team				4						
Totals	25-61	5-20	15-19	33	15	10	10	4	2	70

KENTUCKY	FG	3FG	FT	R	F	A	TO	B	S	TP
Allen Edwards	1-3	1-2	6-7	4	1	12	1	0	2	9
Scott Padgett	4-11	1-3	2-2	7	3	0	2	0	0	11
Nazr Mohammed	6-9	0-0	0-2	8	1	0	2	3	2	12
Wayne Turner	5-9	1-2	4-4	2	3	4	1	2	0	15
Jeff Sheppard	6-11	4-8	0-1	3	2	5	1	0	1	16
Cameron Mills	1-2	1-1	0-0	0	1	0	0	0	0	3
Jamaal Magloire	2-4	0-0	0-0	2	1	1	0	3	0	4
Heshimu Evans	4-7	2-3	1-1	5	0	0	0	0	0	11
Saul Smith	3-3	2-2	0-0	0	2	2	0	0	2	8
Michael Bradley	0-0	0-0	0-0	0	0	0	0	0	0	0
Steve Masiello	0-0	0-0	0-0	0	0	1	0	0	1	0
Ryan Hogan	1-2	0-1	0-0	0	0	0	0	0	0	2
Myron Anthony	0-0	0-0	0-0	0	0	0	0	0	0	0
Team				4						
Totals	33-61	12-22	13-17	35	14	25	7	8	8	91

Halftime: UK 43, USC 30; FG%: UK 54.1, USC 41.0; 3FG%: UK 54.5, USC 25.0; FT%: UK 76.5, USC 78.9; Officials: Patillo, Boudreaux, Robinson; Techs: Sheppard (UK), USC Bench

Game 18

#6 Kentucky 80 - #22 Arkansas 77 - OT

Jan. 17, 1998
Rupp Arena • Lexington, Ky.
Attendance: 24,266

Heshimu Evans scored the first seven of UK's 13 points in overtime as the Cats escaped with an 80-77 win over Arkansas to stay unbeaten in SEC play.

Kentucky led early but the game turned into a nip and tuck battle throughout the first half. With the scored tied at 28, Arkansas' Pat Bradley hit two threes to spark the Razorbacks on an 8-2 run with two minutes left in the half. But baskets from Evans and Saul Smith with less than 20 seconds remaining closed the half with UK trailing 40-38.

The Razorbacks gradually increased their lead early in the second half, leading by seven, 60-53, with 8:21 remaining. UK's 9-2 run tied the game at 62 with 2:34 left. With 29.2 seconds left, Nazr Mohammed put back a Jeff Sheppard miss to tie the game at 67. Arkansas' Kareem Reid had a chance at a game-winner, but his shot at the buzzer rimmed out to force overtime.



Allen Edwards soared high against the Hogs in UK's 80-77 overtime win against Arkansas.

In overtime, Evans scored seven straight points for UK as the Wildcats built a seven-point lead, 78-71 with 41.3 seconds remaining. But Arkansas' Bradley hit two three-pointers to cut the lead to 79-77 before fouling out with seven seconds left. After a Wayne Turner free throw put the Wildcats up by three, Arkansas' Tarik Wallace had a chance to tie the game, but his three-point attempt missed at the buzzer.

UK was a woeful 2-of-19 from three-point range and tallied a season-low 10 assists and a season-high 22 turnovers.

Before the overtime win, UK had lost seven of its last eight overtime games.

ARKANSAS	FG	3FG	FT	R	F	A	TO	B	S	TP
Kareem Reid	4-9	1-3	1-3	4	3	6	2	0	1	10
Landis Williams	5-7	0-0	0-0	4	4	0	3	1	1	10
Pat Bradley	10-22	6-12	0-0	2	5	0	3	0	2	26
Nick Davis	3-8	0-0	0-0	9	0	2	0	4	1	6
Derek Hood	2-5	0-0	0-0	5	2	2	0	0	1	4
Sunday Adebayo	2-4	0-0	2-2	2	2	1	2	0	1	6
Chris Walker	0-1	0-0	0-0	3	0	3	1	0	1	0
Tarik Wallace	5-17	2-13	3-4	1	3	2	4	0	1	15
Brandon Davis	0-2	0-2	0-0	0	0	1	0	0	0	0
Ali Thompson	0-0	0-0	0-0	0	1	0	0	0	0	0
Team				1						
Totals	31-75	9-30	6-9	31	20	17	15	5	9	77

KENTUCKY	FG	3FG	FT	R	F	A	TO	B	S	TP
Allen Edwards	1-4	0-2	0-0	5	3	1	5	1	0	2
Scott Padgett	4-10	0-3	3-5	12	1	1	3	1	0	11
Nazr Mohammed	6-11	0-0	2-4	13	1	0	0	1	1	14
Wayne Turner	6-9	1-2	3-4	3	3	2	6	0	2	16
Jeff Sheppard	2-9	0-4	5-6	7	1	4	2	0	0	9
Heshimu Evans	8-12	1-3	3-4	7	0	1	4	1	2	20
Jamaal Magloire	1-1	0-0	0-0	4	0	0	0	2	0	2
Saul Smith	1-7	0-3	0-0	0	2	1	1	0	3	2
Cameron Mills	0-3	0-2	2-2	1	0	0	1	0	0	2
Michael Bradley	1-1	0-0	0-2	0	0	0	0	0	0	2
Myron Anthony	0-0	0-0	0-0	0	0	0	0	0	0	0
Team				5						
Totals	30-67	2-19	18-27	57	11	10	22	6	8	80

Halftime: ARK 40, UK 38; Regulation: ARK 67, UK 67; FG%: UK 44.8, ARK 41.3; 3FG%: UK 10.5, ARK 30.0; FT%: UK 66.7, ARK 66.7; Officials: Rutledge, Dodge, Greene; Techs: none

Game 19

#7 Kentucky 70 - Alabama 67

Jan. 21, 1998
Freedom Hall • Louisville, Ky.
Attendance: 19,734

Scott Padgett made the most of his trip home to Louisville, scoring 24 points to lead UK to a narrow 70-67 win over upset-minded Alabama in a packed Freedom Hall.

The Wildcats opened the game with five points in the first minute, but Damon Bacote was nearly automatic for the Tide, connecting on five of his first six three-point attempts to propel Alabama to a 24-13 lead.

The Wildcats fought back to within two points at the half, but Bama again pulled away by 10, 47-37. That's when Padgett stepped up, scoring nine of UK's next 13 points to pull within one. His three-point play with 3:50 left gave UK a five-point lead. Two Tide three-pointers gave Alabama a one-point lead. A basket from Mohammed and a free throw by Jeff Sheppard put UK on top, 66-64, with 1:09 remaining before Padgett added a jumper with 31 seconds left to put the Cats up by four. Bacote again connected from the corner to bring the Tide within one. But Padgett's two free throws with 12 seconds left set the final margin.

Bacote, who finished with a game-high 25 points, had one shot left to tie the game, but his three-pointer was blocked by Padgett at the buzzer.

ALABAMA	FG	3FG	FT	R	F	A	TO	B	S	TP
D. Alexander	5-10	0-1	2-3	8	3	1	5	1	2	12
Damon Bacote	9-15	7-9	0-0	3	2	3	0	0	0	25
Jeremy Hays	0-4	0-0	0-0	6	5	2	1	1	0	0
Brian Williams	3-13	3-10	1-2	0	2	6	1	0	0	10
Chauncey Jones	6-15	3-5	2-2	5	0	1	3	0	4	17
M.C. Mazique	0-2	0-0	0-0	3	4	1	1	0	0	0
Terrance Martin	0-3	0-0	0-0	0	1	0	0	0	0	0
Tarik London	0-0	0-0	0-0	0	1	1	0	0	0	0
Neil Ashby	0-0	0-0	0-0	0	1	0	1	0	0	0
Blake Thrasher	1-1	1-1	0-0	0	0	0	0	0	0	3
Team				1						
Totals	24-63	14-26	5-7	26	19	15	12	2	6	67

KENTUCKY	FG	3FG	FT	R	F	A	TO	B	S	TP
Allen Edwards	2-7	0-1	3-4	4	0	2	1	0	1	7
Scott Padgett	8-12	2-3	6-7	8	0	1	5	2	1	24
Nazr Mohammed	9-13	0-0	4-5	10	1	1	2	1	1	22
Wayne Turner	1-3	0-0	0-0	5	2	4	3	1	0	2
Jeff Sheppard	3-8	0-2	1-3	7	2	2	2	1	0	7
Cameron Mills	0-1	0-0	0-0	1	0	0	0	0	1	0
Heshimu Evans	3-7	0-1	0-0	6	0	1	2	1	0	6
Myron Anthony	0-0	0-0	0-0	0	0	0	1	0	0	0
Saul Smith	1-2	0-1	0-0	0	2	1	2	0	0	2
Jamaal Magloire	0-1	0-0	0-0	0	3	1	0	0	0	0
Michael Bradley	0-0	0-0	0-0	0	0	0	0	0	0	0
Team				2						
Totals	27-54	2-8	14-19	43	10	13	18	6	4	70

Halftime: UK 33, UA 35; FG%: UK 50.0, UA 38.1; 3FG%: UK 25.0, UA 53.8; FT%: UK 73.7, UA 71.4; Officials: Burr, Herring, Thibodeaux; Techs: none

Game 20

#7 Kentucky 85 - Tennessee 67

Jan. 24, 1998
Thompson-Boling Arena • Knoxville, Tenn.
Attendance: 23,146

The seventh-ranked Wildcats scored 50 of their 85 points in the paint and held Tennessee to a 30-percent shooting performance in an 85-67 victory over the Volunteers.

Tennessee began the season with a 10-game winning streak but had since been hampered by injuries and dropped four of its last five. But with healthy starters back in the lineup, including freshman sensation Tony Harris, the Vols seemed primed for an upset after outscoring UK 15-8 to take a 17-16 lead in the first half. The Wildcats, though, uncorked a 20-0 run behind six points from Jeff Sheppard and five points from Scott Padgett to jump on top, 36-17. Sx different Wildcats scored during the run in which UK held the Vols without a field goal for more than five minutes. UK then took a 48-30 lead into the break.

Season Review



Saul Smith's drive to the basket came with contact as the Cats faced Alabama in Freedom Hall.

In the second half, Harris scored seven points to spark UT on a 13-5 run to cut the UK lead to 11, but the Vols could never get closer.

Padgett, who was ejected after two technicals, finished with a game-high 20 points, while Turner recorded his first double-double with 17 points and 11 assists.

KENTUCKY	FG	3FG	FT	R	F	A	TO	B	S	TP
Allen Edwards	2-4	0-1	2-2	5	2	3	2	0	0	6
Scott Padgett	8-11	2-3	2-2	7	4	3	3	0	1	20
Nazr Mohammed	3-4	0-0	0-0	5	4	1	2	2	1	6
Wayne Turner	6-14	0-0	5-6	5	3	11	2	1	3	17
Jeff Sheppard	6-9	5-7	0-0	7	1	1	3	0	2	17
Jamaal Magloire	4-9	0-0	2-4	6	4	0	5	3	0	10
Heshimu Evans	2-9	0-1	0-0	2	2	0	1	0	1	4
Saul Smith	0-2	0-1	0-1	0	0	0	2	0	0	0
Michael Bradley	0-0	0-0	1-2	4	2	0	0	0	0	1
Cameron Mills	1-2	0-1	0-0	3	2	0	0	0	0	2
Myron Anthony	1-1	0-0	0-0	1	0	0	0	0	0	2
Ryan Hogan	0-1	0-0	0-0	0	0	0	1	0	0	0
Team				3						
Totals	33-63	7-14	12-17	48	24	19	21	6	8	85

TENNESSEE	FG	3FG	FT	R	F	A	TO	B	S	TP
C.J. Black	3-9	0-1	9-12	8	4	1	4	2	0	15
Rashard Lee	2-13	1-3	5-5	6	2	2	0	0	0	10
Isiah Victor	2-7	0-0	2-4	1	4	2	1	0	1	6
Brandon Wharton	4-12	2-6	4-6	1	0	1	5	0	5	14
Tony Harris	3-12	2-6	5-8	2	5	2	3	0	0	13
Vegas Davis	2-4	1-1	0-0	4	1	0	2	0	2	5
Torrey Harris	1-2	0-0	0-0	1	5	0	0	1	0	2
Del Baker	1-1	0-0	0-0	3	0	0	0	0	0	2
Scott Moore	0-0	0-0	0-0	0	0	1	0	1	0	0
Anthony Sewell	0-0	0-0	0-0	0	0	0	0	0	0	0
Team				4						
Totals	18-60	6-17	25-35	30	21	9	15	4	8	67

Halftime: UK 48, UT 30; FG%: UK 52.4, UT 30.0;
3FG%: UK 50.0, UT 35.3; FT%: UK 70.6, UT 71.4;
Officials: Robinson, Shows, Greene; Techs: Padgett (UK) - 2

Game 21

#7 Kentucky 63 - Vanderbilt 61

Jan. 27, 1998
Memorial Gymnasium • Nashville, Tenn.
Attendance: 15,311

With overtime looming, Nazr Mohammed banked in a running 10-footer as time expired to give UK a 63-61 victory over Vanderbilt.

Kentucky, which won its ninth straight game, struggled from the floor in the first half. Fortunately for UK, Vanderbilt did as well. The Wildcats trailed by as many as six, 20-14, before rallying with an 8-1 run in the final minutes to lead 27-25 at the half.

The teams traded baskets throughout the second half, as neither squad led by more than four. The half featured 10 ties and 10 lead changes. Down 41-40 with 11:58 left, UK scored five straight behind a basket and free throw from Scott Padgett and two free throws from Heshimu Evans, to take a four-point lead, its largest of the game.

UK had a one-point lead with 36 seconds left before two Wayne Turner free throws, his only points of the game, gave the Wildcats a three-point lead. But Drew Maddux answered with a long-range, off-balance three-pointer with 4.5 seconds remaining to set up Mohammed's heroics. After Sheppard took the inbounds pass underneath his own basket and dribbled to the timeline in the backcourt, he fed Mohammed a cross-court pass. The big man began his drive from the right wing, checked the clock on the scoreboard and then let go the running, scoop shot as the buzzer sounded, sending the Cats home with the road victory.

After outrebounding Vandy 57-18 in the teams' first meeting, the 'Dores did win the battle of the boards 37-32, the first time all season UK had come up short on the glass.

KENTUCKY	FG	3FG	FT	R	F	A	TO	B	S	TP
Allen Edwards	2-5	0-0	1-2	2	1	3	1	0	0	5
Scott Padgett	4-7	1-2	3-3	7	3	0	4	0	2	12
Nazr Mohammed	4-5	0-0	0-0	2	3	0	0	2	0	8
Wayne Turner	0-5	0-1	2-2	3	3	4	2	0	2	2
Jeff Sheppard	7-18	4-12	2-4	4	1	2	0	0	2	20
Saul Smith	0-1	0-1	0-0	0	0	0	1	0	0	0
Heshimu Evans	1-5	0-0	3-7	6	2	1	1	0	1	5
Cameron Mills	0-0	0-0	0-0	0	0	0	0	0	0	0
Jamaal Magloire	5-7	0-0	1-1	6	3	0	2	1	0	11
Team				2			1			
Totals	23-53	5-16	12-19	32	16	10	12	3	7	63

VANDERBILT	FG	3FG	FT	R	F	A	TO	B	S	TP
Billy DiSpaltro	4-9	0-0	9-10	4	1	3	3	0	1	17
Vince Ford	1-2	1-2	0-0	4	1	2	2	0	0	3
Austin Bates	2-9	0-0	1-2	9	4	0	1	0	0	5
Atiba Prater	2-7	1-4	2-2	0	0	2	3	0	3	7
Drew Maddux	8-18	3-8	0-0	6	2	1	0	0	3	19
James Strong	0-0	0-0	0-0	2	1	2	1	0	0	0
Dan Langhi	3-9	1-4	0-0	2	3	1	1	0	1	7
Greg LaPointe	1-2	0-0	1-2	4	4	1	0	0	0	3
Team				6						
Totals	21-56	6-18	13-16	37	16	12	11	0	8	61

Halftime: UK 27, VU 25; FG%: UK 43.4, VU 37.5;
3FG%: UK 31.3, VU 33.3; FT%: UK 63.2, VU 81.3;
Officials: Patillo, Boudreaux, Monje; Techs: none

Game 22

Florida 86 - #7 Kentucky 78

Feb. 1, 1998
Rupp Arena • Lexington, Ky.
Attendance: 24,186

Florida guards Jason Williams and Kenyan Weaks scored 24 points each as the Gators gave Kentucky its second home loss of the season, while snapping the Cats' nine-game winning streak.

The Wildcats scored the opening basket of the game as Nazr Mohammed got free on an inbounds play for a dunk. However, Williams answered with a long-range three on the other end and Florida never trailed again. The Gators forced four UK turnovers and converted them into six points for an early 9-3 lead. By the 7:43 mark, Florida had expanded the margin to 31-16.

Reserve Cameron Mills then tallied 14 points in the last 5:58 of the first half to trim the Gator lead to 40-34 at halftime.

In the second half, UK fought back to within two, 47-45, with 17:12 left in the game, but the Gators outscored Kentucky 12-4 over the next five minutes to take a 59-49 lead.

Mills, the only effective scorer for UK all afternoon, again came off the bench to score 14 straight UK points, but Florida answered every shot as the lead was still 10, 75-65, with 2:54 left. Mills finished with a career-high 31 points on 10-of-19 shooting from the floor and 8-of-19 from the three-point arc. Mills' 31 points were the most scored by a Wildcat all season.

FLORIDA	FG	3FG	FT	R	F	A	TO	B	S	TP
Eddie Shannon	4-12	1-4	2-4	4	2	4	5	0	3	11
Greg Stolt	3-7	3-5	1-2	2	4	0	2	1	0	10
Damen Maddox	0-1	0-0	0-0	2	4	0	0	0	0	0
Kenyan Weaks	7-14	2-4	8-8	7	2	0	1	1	2	24
Jason Williams	8-10	4-5	4-6	6	1	4	3	0	4	24
Brent Wright	3-7	2-2	4-7	7	1	3	0	1	1	12
Dan Williams	0-1	0-1	1-2	1	2	4	1	0	0	1
Obiora Nnaji	2-2	0-0	0-0	6	3	0	4	0	0	4
Jamaal Horton	0-0	0-0	0-0	0	0	1	1	0	0	0
Major Parker	0-0	0-0	0-0	1	0	0	0	0	0	0
Greg Cristell	0-0	0-0	0-0	0	1	0	1	0	0	0
Team				4						
Totals	27-54	12-21	20-29	40	20	16	18	3	10	86

KENTUCKY	FG	3FG	FT	R	F	A	TO	B	S	TP
Allen Edwards	1-5	0-1	0-1	0	5	2	2	0	1	2
Scott Padgett	3-4	1-2	3-4	2	2	3	1	0	0	10
Nazr Mohammed	2-2	0-0	3-5	6	0	0	3	3	2	7
Wayne Turner	2-6	2-2	2-2	4	3	6	3	0	1	8
Jeff Sheppard	4-10	0-5	1-1	2	5	3	2	0	1	9
Cameron Mills	10-19	8-14	3-3	2	2	0	1	0	0	31
Heshimu Evans	2-8	0-4	0-0	10	4	0	1	0	2	4
Jamaal Magloire	2-4	0-0	0-0	2	1	0	0	0	0	4
Saul Smith	0-3	0-2	0-1	0	1	3	0	0	1	0
Michael Bradley	0-0	0-0	0-0	0	0	0	0	0	0	0
Myron Anthony	1-2	1-2	0-0	0	0	0	0	0	0	3
Team				2						
Totals	27-63	12-32	12-17	30	23	17	13	3	8	78

Halftime: UK 34, UF 40; FG%: UK 42.9, UF 50.0;
3FG%: UK 37.5, UF 57.1; FT%: UK 70.6, UF 69.0;
Officials: Hess, Monje, Hillary; Techs: none



Season Review

Game 23

#7 Kentucky 63 - LSU 61
Feb. 4, 1998
Maravich Assembly Center • Baton Rouge, La.
Attendance: 8,686

Kentucky guards Wayne Turner and Jeff Sheppard each scored 11 points in the second half to help the Wildcats erase a six-point halftime deficit for a 63-61 win over LSU. With the win, UK improved to 20-3, marking the eighth straight season the Wildcats had posted at least 20 wins, the 43rd season overall.

It was a tight first half as the Cats struggled to find their shots on the road. After Maurice Carter converted an old-fashioned three-point play late in the period, LSU entered halftime with a 29-23 lead.

UK took its first lead of the game, 35-34, on a Jeff Sheppard jam with 15:29 left in the contest. The Wildcats, who used a trapping defense throughout the game, built a six-point lead, but LSU answered with a 13-5 run to take a two-point lead, 49-47, with 8:46 left. UK then posted a 12-2 run to reclaim an eight-point advantage, 59-51, with 5:30 remaining.

LSU had a shot at victory, but Carter's game-winning three-point attempt bounced off the rim at the buzzer.

KENTUCKY	FG	3FG	FT	R	F	A	TO	B	S	TP
Allen Edwards	3-7	1-4	0-0	3	3	1	3	0	1	7
Scott Padgett	4-10	0-2	3-3	4	2	2	0	1	2	11
Nazr Mohammed	1-5	0-0	1-1	5	3	1	2	1	1	3
Wayne Turner	5-6	1-1	0-0	0	2	1	3	1	1	11
Jeff Sheppard	4-12	1-4	3-7	0	2	1	0	0	4	12
Saul Smith	2-5	0-1	0-0	2	2	1	0	0	2	4
Heshimu Evans	0-3	0-1	2-2	3	3	3	1	0	1	2
Cameron Mills	1-6	1-5	1-2	3	1	0	1	0	1	4
Ryan Hogan	0-1	0-1	0-0	0	1	0	0	0	0	0
Myron Anthony	2-3	1-1	0-0	1	1	0	1	0	0	5
Michael Bradley	1-1	0-0	0-0	0	0	0	0	0	0	2
Jamaal Magloire	0-1	0-0	2-2	5	2	0	2	3	0	2
Team				4						
Totals	23-60	5-20	12-17	30	22	10	13	6	13	63

LSU	FG	3FG	FT	R	F	A	TO	B	S	TP
Willie Anderson	5-11	3-7	3-5	4	1	1	2	0	0	16
Rogers Washington	3-9	1-3	2-2	5	3	1	2	0	1	9
Cedric Carter	2-4	0-0	0-0	5	1	0	2	0	0	4
Reggie Tucker	1-1	0-0	3-4	7	2	4	3	0	1	5
Maurice Carter	5-9	3-6	6-9	0	3	0	5	0	0	19
DeJuan Collins	0-1	0-1	1-2	0	1	2	2	0	0	1
Rhodaria Caston	1-2	0-0	2-4	2	0	1	3	0	1	4
Louis Earl	0-0	0-0	0-0	0	1	0	0	0	0	0
Chico Potts	1-3	1-3	0-0	2	1	1	0	0	1	3
Team				5						
Totals	18-40	8-20	17-26	30	13	10	19	0	4	61

Halftime: UK 23, LSU 29; FG%: UK 38.3, LSU 45.0; 3FG%: UK 25.0, LSU 40.0; FT%: UK 70.6, LSU 65.4; Officials: Clougherty, Robinson, Poole; Techs: none

Game 24

#7 Kentucky 79 - Villanova 63
Feb. 8, 1998
CoreStates Center • Philadelphia, Pa.
Attendance: 15,551

Playing without Scott Padgett, who left the game after just three minutes, and Cameron Mills, both of whom were suffering from bad backs, the Wildcats scored 46 points in the paint to roll past Villanova, 79-63. The victory was Kentucky's 14th away from Rupp Arena and improved UK to 8-0 in away games.

The game was tight early until Kentucky held Villanova to one field goal over a five-minute stretch to take a 25-15 lead. After Villanova cut the lead to five, Jeff Sheppard picked up a loose ball and canned a three-pointer at the buzzer to give UK a 40-32 halftime advantage.

Kentucky scored the first six points of the second half, all on layups, to increase its lead to 46-32. Villanova answered with a 7-0 run to trim the UK lead back to seven, 46-39, but 'Nova would get no closer.

Nazr Mohammed posted his sixth double-double of the season, scoring 18 points and adding 11 rebounds. Sheppard also scored 18 points and Heshimu Evans, playing in front of family and friends who had driven down from the Bronx, scored 17 points.

KENTUCKY	FG	3FG	FT	R	F	A	TO	B	S	TP
Allen Edwards	2-4	0-1	0-3	2	3	6	4	0	2	4
Scott Padgett	0-0	0-0	0-0	0	1	0	0	0	0	0
Nazr Mohammed	7-13	0-0	4-7	11	2	1	4	2	5	18
Wayne Turner	2-4	0-1	1-2	2	2	3	4	0	2	5
Jeff Sheppard	7-15	2-6	2-4	2	1	4	1	0	2	18
Heshimu Evans	6-10	1-2	4-8	9	3	2	1	0	2	17
Saul Smith	2-4	0-0	4-4	2	1	3	2	0	2	8
Jamaal Magloire	1-4	0-0	0-1	3	4	0	0	0	0	2
Myron Anthony	2-6	1-1	0-0	6	1	0	3	1	1	5
Michael Bradley	1-1	0-0	0-0	1	0	1	0	0	0	2
Ryan Hogan	0-0	0-0	0-0	0	0	0	0	0	0	0
Steve Masiello	0-0	0-0	0-0	0	0	0	0	0	0	0
Team				15						
Totals	30-61	4-11	15-29	53	18	20	19	3	16	79

VILLANOVA	FG	3FG	FT	R	F	A	TO	B	S	TP
Howard Brown	6-14	2-8	1-2	9	3	7	0	1	2	15
T.J. Caouette	1-4	1-2	1-2	1	3	1	1	0	1	4
Malik Allen	1-3	0-0	1-3	4	2	0	1	1	1	3
Jermaine Medley	6-10	3-5	0-0	2	3	2	5	0	2	15
Brian Lynch	2-6	0-2	0-0	1	2	0	4	0	1	4
Zeffy Penn	1-6	0-3	4-4	4	4	2	1	0	3	6
Rafel Bigus	3-5	0-0	1-4	2	4	1	1	0	2	7
John Celestand	4-9	1-3	0-0	4	2	2	6	0	0	9
Brian Noone	0-0	0-0	0-0	0	0	0	0	0	0	0
Joe Jackson	0-1	0-0	0-0	0	0	0	0	0	0	0
Team				6						
Totals	24-58	7-23	8-15	33	23	15	19	2	12	63

Halftime: UK 40, VU 32; FG%: UK 49.2, VU 41.4; 3FG%: UK 36.4, VU 30.4; FT%: UK 51.7, VU 53.3; Officials: Clougherty, Cahill, Shaw; Techs: none



Scott Padgett recorded one of his five double-doubles in 1998 with 17 points and 10 rebounds against Tennessee. UK beat the Vols, 80-74.

Game 25

#7 Kentucky 80 - Tennessee 74
Feb. 11, 1998
Rupp Arena • Lexington, Ky.
Attendance: 23,861

Nazr Mohammed and Scott Padgett both tallied double-doubles as UK won its third straight game, 80-74, over Tennessee. It was the Wildcats' 11th straight win over the Vols.

The border rivals traded baskets for much of the first half until Jeff Sheppard canned a three-pointer and added a layup to give the Cats a 33-30 lead at the break. Tennessee outrebounded UK in the half, 28-19, but the Cats' defense limited the Vols to 25.8 percent shooting.

The second half started quickly for the Wildcats as Scott Padgett hit consecutive baskets to push the lead to eight, 38-30. After Heshimu Evans converted a fast break, UK stretched the margin to 13, 73-60, late in the contest.

Mohammed finished with 21 points, 16 rebounds, five blocks and three assists. The three assists were a new personal best while the 16 rebounds and the five blocks equaled his career highs. It was his second straight double-double, his seventh of the season. Padgett scored all 17 of his points in the second half and added 10 rebounds to register his fourth double-double of the season.

Season Review

TENNESSEE	FG	3FG	FT	R	F	A	TO	B	S	TP
Rashard Lee	4-12	4-5	0-0	5	3	0	2	0	0	12
CJ Black	6-12	0-1	7-8	12	3	0	3	3	1	19
Torrey Harris	0-4	0-0	2-3	11	5	0	1	3	0	2
Tony Harris	4-15	2-7	9-11	4	3	3	4	0	1	19
Brandon Wharton	6-17	1-6	1-3	3	3	4	2	0	2	14
Isiah Victor	2-4	0-0	2-4	5	0	1	4	3	1	6
Del Baker	0-0	0-0	2-2	3	1	0	0	0	0	2
Aaron Green	0-0	0-0	0-0	1	1	2	0	0	0	0
Team				2			1			
Totals	22-64	7-19	23-31	46	19	10	17	9	5	74

KENTUCKY	FG	3FG	FT	R	F	A	TO	B	S	TP
Allen Edwards	2-5	0-2	0-0	1	3	2	2	0	0	4
Scott Padgett	6-19	3-6	2-2	10	3	1	3	0	1	17
Nazr Mohammed	7-10	0-0	7-9	16	3	3	0	5	1	21
Wayne Turner	4-9	0-0	2-5	1	2	3	1	1	0	10
Jeff Sheppard	2-12	1-4	5-6	5	2	4	2	0	1	10
Heshimu Evans	6-11	1-3	0-2	7	3	5	1	0	0	13
Jamaal Magloire	1-3	0-0	0-0	0	4	0	2	1	0	2
Saul Smith	0-1	0-0	0-0	1	2	2	0	0	0	0
Cameron Mills	1-2	1-1	0-0	0	0	1	1	0	1	3
Myron Anthony	0-0	0-0	0-0	0	0	0	1	0	0	0
Michael Bradley	0-0	0-0	0-2	3	0	0	0	2	0	0
Team				5			1			
Totals	29-72	6-16	16-26	49	22	21	14	9	4	80

Halftime: UK 33, UT 30; FG%: UK 40.3, UT 34.4;
3FG%: UK 37.5, UT 36.8; FT%: UT 74.2, UK 61.5;
Officials: Boudreaux, Herring, Benedict; Techs: none

Game 26

#18 Ole Miss 73 - #7 Kentucky 64

Feb. 14, 1998
Rupp Arena • Lexington, Ky.
Attendance: 23,842

Kentucky continued to struggle at home, falling 73-64 to Ole Miss, the first loss in Lexington to the Rebels since 1927. The loss dropped UK's home record to 8-3.

After the Rebels led 10-6 early, the Wildcats put together an 18-1 run to take a 24-11 lead while holding Ole Miss without a field goal for 9:16. A Jason Smith shot in the lane turned the momentum as the visitors went on an 11-2 run to cut the lead to four, 26-22, with 4:03 remaining in the half. But UK went inside to Nazr Mohammed, who hit his first six shots of the game, and the Wildcats led 34-23 at the break.

Ole Miss began the second half with a 16-4 run. The lead then changed hands three times before Rahim Lockhart canned a 12-footer to give UM a 45-44 lead with 11:39 left. The Rebels expanded the margin to six on four occasions. With the lead 62-56 with 2:02 remaining, UK's Jeff Sheppard canned a three from the top of the key to cut the deficit in half. Then, with the shot clock about to expire, Michael White found Keith Carter open from outside the arc and he drained a three and was fouled with 1:36 left. Carter's four-point play ended the Cats' rally.

The Rebels hit 22-of-36 from the foul line while UK was 8-of-13. Mohammed didn't attempt a shot in the second half as Ole Miss outscored the Cats 50-30 in the period.

OLE MISS	FG	3FG	FT	R	F	A	TO	B	S	TP
Jason Smith	4-6	0-0	1-3	2	4	3	2	0	3	9
Ansu Sesay	5-11	0-1	6-6	10	1	2	3	1	0	16
Anthony Boone	1-5	0-0	2-5	3	2	0	0	1	0	4
Michael White	3-4	2-3	8-12	2	2	6	2	0	1	16
Keith Carter	7-13	3-5	4-7	4	2	1	1	0	3	21
Joezon Darby	1-7	0-5	0-1	3	2	0	1	0	0	2
Jason Flanigan	0-2	0-1	0-0	0	1	2	3	0	0	0
Johnnie Rogers	0-0	0-0	0-0	2	0	0	3	1	0	0
Jon Cantrell	0-0	0-0	1-2	1	0	0	0	0	0	1
Rahim Lockhart	2-3	0-0	0-0	2	1	0	0	0	0	4
Team				2						
Totals	23-51	5-15	22-36	31	15	14	15	3	7	73

KENTUCKY	FG	3FG	FT	R	F	A	TO	B	S	TP
Allen Edwards	2-3	0-0	0-0	3	3	1	6	0	1	4
Scott Padgett	2-6	1-3	2-4	7	1	4	2	1	0	7
Nazr Mohammed	6-10	0-0	0-0	8	4	0	1	2	2	12
Wayne Turner	3-8	1-2	2-3	2	4	3	3	0	5	9
Jeff Sheppard	6-17	1-6	2-2	4	2	2	4	0	2	15
Cameron Mills	2-3	1-1	0-0	4	4	2	0	0	1	5
Heshimu Evans	4-8	0-0	2-2	4	4	0	4	0	0	10
Saul Smith	0-1	0-1	0-0	2	4	4	0	0	1	0
Jamaal Magloire	1-2	0-0	0-2	1	1	0	1	1	0	2
Myron Anthony	0-0	0-0	0-0	0	0	0	0	0	0	0
Team				4						
Totals	26-58	4-13	8-13	39	27	16	21	4	12	64

Halftime: UK 34, UM 23; FG%: UK 44.8, UM 45.1;
3FG%: UK 30.8, UM 33.3; FT%: UK 61.5, UM 61.1;
Officials: Rutledge, Donato, Day; Techs: none

Game 27

#8 Kentucky 79 - Florida 54

Feb. 18, 1998
O'Connell Center • Gainesville, Fla.
Attendance: 10,222

After instituting 6 a.m. practices following the loss to Ole Miss, the re-focused Wildcats used a stifling defense and a new lineup to gain revenge for a home loss to Florida 17 days before, defeating the host Gators, 79-54. For Florida, the loss came one day after the dismissal of the Gators' best player, point guard Jason Williams, who had been dismissed from the team for rules violations.

With a reshuffled backcourt, the Gators had difficulty against the Cats' pressure, turning the ball over 22 times, including five times each by guards Eddie Shannon and Dan Williams.

Cameron Mills and Saul Smith made their first starts of their careers, as Scott Padgett and Allen Edwards were moved to reserve roles. The change was made to reward Mills and Smith for their academic achievements.

With 10:48 remaining in the first half, the Gators led 13-12. But Jeff Sheppard scored nine of his 12 first-half points to spark UK on a 25-6 run en route to a 41-24 halftime lead. The Cats kept their intensity in the second half and led by as many as 31, 79-48 with 1:59 remaining.

Nazr Mohammed dominated the post and finished with a game-high 19 points and Sheppard added 18 as UK ran its record to 23-4. Freshman reserve Myron Anthony, playing in front of more than 20 family members and friends, finished with seven points and six rebounds in 12 minutes.

KENTUCKY	FG	3FG	FT	R	F	A	TO	B	S	TP
Wayne Turner	0-1	0-0	0-1	2	3	5	2	0	1	0
Saul Smith	1-3	0-0	0-0	2	1	1	1	0	4	2
Nazr Mohammed	7-12	0-0	5-7	6	0	0	2	2	1	19
Jeff Sheppard	8-10	1-1	1-1	4	1	2	1	1	4	18
Cameron Mills	1-4	1-3	0-0	0	2	1	1	0	4	3
Allen Edwards	4-8	1-3	0-0	2	0	3	0	0	1	9
Steve Masiello	0-0	0-0	0-0	0	0	0	0	0	0	0
Heshimu Evans	1-2	0-0	1-2	3	2	0	0	0	1	3
Ryan Hogan	0-2	0-0	0-0	0	1	1	0	0	0	0
Myron Anthony	3-6	1-2	0-0	6	0	0	2	0	1	7
Michael Bradley	2-2	0-0	3-5	3	1	0	1	0	1	7
Scott Padgett	2-6	0-2	3-3	3	3	1	3	0	0	7
Jamaal Magloire	2-5	0-0	0-0	4	3	0	4	1	1	4
Team				3						
Totals	31-61	4-11	13-19	38	17	14	17	4	19	79

FLORIDA	FG	3FG	FT	R	F	A	TO	B	S	TP
Brent Wright	1-6	0-1	3-4	5	0	1	5	0	0	5
Greg Stolt	5-9	3-5	0-0	1	2	2	1	1	1	13
Obiora Nnaji	0-2	0-0	1-2	6	4	1	2	0	0	1
Eddie Shannon	4-11	1-7	1-2	1	4	4	5	0	3	10
Kenyan Weaks	3-7	1-2	0-0	7	5	1	1	1	1	7
Major Parker	2-7	2-3	0-0	1	1	1	2	2	0	6
Greg Cristell	1-2	0-0	0-0	0	3	0	0	0	0	2
Damon Maddox	1-1	0-0	2-4	1	2	0	1	0	1	4
Dan Williams	2-5	2-4	0-0	1	0	1	5	0	0	6
Team				6						
Totals	19-50	9-22	7-12	29	21	11	22	4	6	54

Halftime: UK 41, UF 24; FG%: UK 50.8, UF 38.0;
3FG%: UK 36.4, UF 40.9; FT%: UK 68.4, UF 58.3;
Officials: Dodge, Greene, Thibodeaux; Techs: none

Game 28

#8 Kentucky 85 - Georgia 74

Feb. 22, 1998
Rupp Arena • Lexington, Ky.
Attendance: 24,272

Following pregame Senior Day activities, Kentucky battled back from a seven-point halftime deficit to defeat Georgia, 85-74. It was the last home game for seniors Allen Edwards, Cameron Mills and Jeff Sheppard.

The visitors took an early 7-2 lead after two UK turnovers, but the momentum shifted as Edwards and Sheppard canned three-pointers to spark a 13-2 UK run. Georgia battled back as Tubby Smith's eldest son, G.G., tallied 12 first-half points and three assists to give the Dawgs a 43-36 lead at the break.

Mills began the second half with a three to spark the Cats on an 8-0 run before Georgia answered with its own 10-2 spurt to take a 53-46 lead. After the teams traded baskets, UK exploded with a 32-9 outburst en route to the victory.

The Wildcats, who shot 47.1 percent in the first half, canned 62.5 percent of their field goals after halftime. UK's defense held Georgia to 18.8 percent shooting in the second half, 35 percent for the game.

GEORGIA	FG	3FG	FT	R	F	A	TO	B	S	TP
G.G. Smith	4-11	3-6	8-9	4	0	3	1	0	2	19
Badi Oliver	0-2	0-0	0-0	0	0	1	2	1	0	0
Jumaine Jones	7-15	2-7	5-5	12	2	0	3	0	0	21
Ray Harrison	1-6	1-3	2-2	3	4	4	2	0	1	5
Mike Chadwick	3-10	2-4	1-2	1	2	0	2	0	2	9
Larry Brown	4-6	0-0	5-6	4	5	2	2	1	1	13
Derrick Dukes	0-7	0-7	1-2	3	3	0	2	0	0	1
Phenizee Ransom	2-3	1-1	1-2	2	4	2	1	0	4	6
Robb Dryden	0-0	0-0	0-0	0	0	0	0	0	0	0
Adrian Jones	0-0	0-0	0-0	0	0	0	0	0	0	0
Team				1						
Totals	21-60	9-28	23-28	30	20	12	15	2	10	74

KENTUCKY	FG	3FG	FT	R	F	A	TO	B	S	TP
Allen Edwards	5-8	1-2	2-3	6	5	7	2	0	0	13
Cameron Mills	1-3	1-3	3-3	1	4	1	0	1	0	5
Nazr Mohammed	7-11	0-0	2-4	11	1	0	1	2	1	16
Wayne Turner	3-6	1-3	0-0	5	2	5	3	0	1	7
Jeff Sheppard	4-9	2-5	1-1	6	3	8	3	2	1	11
Scott Padgett	5-13	0-3	0-0	8	1	0	4	0	2	10
Saul Smith	1-2	0-1	0-1	0	1	0	2	1	0	2
Jamaal Magloire	0-1	0-0	0-0	0	2	0	1	0	0	0
Heshimu Evans	7-8	0-1	1-5	6	0	1	3	0	0	15
Myron Anthony	1-2	0-0	0-0	1	2	0	2	0	0	2
Michael Bradley	2-3	0-0	0-0	3	0	0	0	0	1	4
Steve Masiello	0-0	0-0	0-0	0	0	0	0	0	0	0
Team				0						
Totals	36-66	5-18	8-16	47	21	22	21	6	6	85

Halftime: UG 43, UK 36; FG%: UK 54.5, UG 35.0;
3FG%: UK 27.8, UG 32.1; FT%: UK 50.0, UG 82.1;
Officials: Boudreaux, Patillo, Shaw; Techs: none

Cameron Mills, his brother Collier and his father Terry participated in Senior Day activities prior to the UK-Georgia game last season. Mills and fellow seniors Allen Edwards amd Jeff Sheppard won their final home game, 85-74.



Game 29

#7 Kentucky 83 - Auburn 58

Feb. 25, 1998

Beard-Eaves Coliseum • Auburn, Ala.

Attendance: 9,644

Jeff Sheppard scored a career-high 25 points and the league's top defense held Auburn to 31.4 percent shooting from the floor as the Wildcats pummeled the Tigers, 83-58. The win improved UK to a perfect 10-0 on opponents' home floors and gave the Wildcats the SEC East title and their 39th SEC Championship.

Sheppard opened the scoring with a dunk as the the Wildcats took a 13-7 lead. The outmanned Tigers kept the game close, keeping the lead at six midway through the first half. But UK flexed its newfound muscle and led by as many as 18 before taking a 42-26 advantage into halftime.

The Wildcats led by as many as 27 in the second half and would close out the game with a 25-point victory.

UK posted a 45-29 rebounding margin and the 16 Auburn field goals equaled a UK opponent low.

KENTUCKY	FG	3FG	FT	R	F	A	TO	B	S	TP
Allen Edwards	1-5	0-1	0-0	5	4	1	0	0	1	2
Scott Padgett	8-9	3-4	0-0	7	3	5	2	1	1	19
Nazr Mohammed	1-5	0-0	1-2	2	3	1	2	0	0	3
Wayne Turner	5-9	0-2	1-1	3	2	3	1	0	1	11
Jeff Sheppard	10-19	5-11	0-0	4	3	2	1	0	2	25
Steve Masiello	0-1	0-0	0-0	0	0	0	0	0	0	0
Saul Smith	0-0	0-0	1-2	4	0	3	1	0	0	1
Heshimu Evans	3-3	0-0	1-2	5	1	2	0	0	1	7
Cameron Mills	2-7	1-5	0-0	4	1	0	0	0	0	5
Ryan Hogan	0-0	0-0	1-2	0	1	0	0	0	1	1
Myron Anthony	1-2	1-2	0-0	1	2	0	1	0	0	3
Michael Bradley	0-2	0-0	2-2	1	2	1	1	0	1	2
Jamaal Magloire	2-4	0-0	0-0	8	2	3	1	2	0	4
Team				1						
Totals	33-66	10-25	7-11	45	24	21	10	3	8	83

AUBURN	FG	3FG	FT	R	F	A	TO	B	S	TP
Daymeon Fishback	2-10	0-5	0-0	3	3	1	2	0	0	4
Franklin Williams	3-12	3-5	5-6	2	3	1	3	0	1	14
Mamadou N'diaye	2-3	0-0	4-6	3	3	1	1	1	0	8
Scott Pohlman	3-7	2-4	0-0	3	1	0	0	0	0	8
Doc Robinson	6-12	1-5	2-4	5	0	5	2	0	0	15
Bryant Smith	0-7	0-3	5-8	6	1	1	1	0	2	5
Kendell Mack	0-0	0-0	1-2	2	2	0	0	0	0	1
Adrain Chilliest	0-0	0-0	3-6	1	2	0	3	0	0	3
Team				4						
Totals	16-51	6-22	20-32	29	15	9	12	1	3	58

Halftime: UK 42, AU 26; FG%: UK 50.0, AU 31.4;
3FG%: UK 40.0, AU 27.3; FT%: UK 63.6, AU 62.5;
Officials: Rutledge, Sitton, Hess; Techs: none

Game 30

#7 Kentucky 69 - #14 South Carolina 57

Feb. 28, 1998

McGuire Arena • Columbia, S.C.

Attendance: 12,129

Jeff Sheppard continued his hot shooting and Heshimu Evans registered his second double-double of the season in his first starting assignment as UK defeated No. 14 South Carolina, 69-57. The win ended the Gamecocks' 22-game home winning streak.

Before a raucous crowd on Senior Day in Columbia, UK jump-started the afternoon with a Sheppard three-pointer and the Cats never trailed. Sheppard, who had scored a career-high 25 points vs. Auburn three days before, nailed his third three of the game with 9:45 remaining in the first half and then followed the effort with two dunks as UK built a 10-point lead. USC's Ryan Stack canned two free throws late in the first half to cut the lead to one, before two Scott Padgett jumpers gave the Cats a 34-29 halftime advantage.

The Gamecocks' Melvin Watson, who was forced into five turnovers in the game, cut the lead back to one early in the second half with two of his nine points. UK answered, building the lead back to seven. After USC cut the lead back to two, UK used a patented run to score 12 straight points and build a 54-40 lead with 8:34 remaining. The hosts would get no closer than five points the rest of the way.

The victory completed UK's road-game schedule with a perfect 11-0 record while improving the Cats' mark away from Rupp Arena to 17-1. Allen Edwards missed the game following the death of his mother two days earlier.

KENTUCKY	FG	3FG	FT	R	F	A	TO	B	S	TP
Heshimu Evans	9-14	1-2	3-4	12	2	2	3	1	0	22
Scott Padgett	5-11	1-2	3-4	5	3	2	0	1	4	14
Nazr Mohammed	0-2	0-0	0-0	7	2	4	0	3	0	0
Wayne Turner	3-4	1-1	0-0	5	3	5	3	0	3	7
Jeff Sheppard	9-19	6-10	0-1	4	1	3	3	1	1	24
Saul Smith	0-2	0-1	2-2	2	4	2	3	0	0	2
Cameron Mills	0-1	0-1	0-0	1	2	0	1	0	0	0
Myron Anthony	0-0	0-0	0-0	0	1	0	0	0	0	0
Michael Bradley	0-0	0-0	0-0	0	1	0	0	0	0	0
Jamaal Magloire	0-1	0-0	0-0	4	2	0	0	4	1	0
Team				0			1			
Totals	26-54	9-17	8-11	40	21	18	14	10	9	69

"I guess as hard as I thought it was to come up here and win in Rupp, it's harder. The team, the fans, the coaches, the atmosphere, the tradition."

COACH EDDIE FOGLER, SOUTH CAROLINA

Season Review

SOUTH CAROLINA	FG	3FG	FT	R	F	A	TO	B	S	TP
Antonio Grant	2-6	0-3	3-4	2	0	1	0	0	0	7
Ryan Stack	3-6	0-2	3-5	5	3	3	1	0	0	9
George Formanek	0-1	0-0	0-0	0	0	0	0	0	0	0
BJ McKie	7-17	3-11	4-7	2	2	4	3	0	3	21
Melvin Watson	3-8	1-4	2-4	2	5	2	5	0	2	9
Herbert Lee Davis	1-2	0-1	0-0	0	0	1	0	0	0	2
William Gallman	1-2	0-0	0-0	5	1	0	0	0	1	2
Bud Johnson	0-0	0-0	0-0	0	0	0	0	0	0	0
Recus Nix	2-7	0-3	0-0	2	0	0	0	0	0	4
LeRon Williams	1-3	0-0	1-3	6	2	0	0	1	1	3
Team				5						
Totals	20-52	4-24	13-23	29	13	11	9	1	7	57

Halftime: UK 34, USC 29; FG%: UK 48.1, USC 38.5;
3FG%: UK 52.9, USC 16.7; FT%: UK 72.7, USC 56.5;
Officials: Shaw, Lopes, Monje; Techs: none

> "We played a hard-fought game. I take my hat off to UK. Their size inside and depth was too much for us, and their pressure wore us down throughout the game."
>
> COACH DAVID HOBBS, ALABAMA

Game 31

#7 Kentucky 82 - Alabama 71

March 6, 1998

SEC Tournament Quarterfinals • Atlanta, Ga.

Georgia Dome • Attendance: 21,109

Jeff Sheppard scored 17 points and seldom-used Michael Bradley added 10 points off the bench as UK opened the 1998 Southeastern Conference Tournament with an 82-71 win, UK's fifth straight victory.

Kentucky controlled most of the first half, leading 30-20. But the Crimson Tide then outscored UK 10-4 over the next five minutes to pull within four, 34-30. After the Cats had built the lead back to eight, Alabama scored six straight points to trim the UK margin to 42-40 at halftime.

The tide quickly changed at the start of the second half as Alabama took a three-point lead, 54-51, on a Brian Williams layup. UK then got four points from Bradley as part of a 6-0 run to retake the lead, a lead it would never relinquish. The Tide rallied, pulling back within one, 62-61, before the Wildcats used a jumper and an alley-oop dunk sandwiched around a three-pointer by Cameron Mills, to post an 11-2 run and claim a 73-63 advantage with 3:50 remaining.

UK set a new SEC Tournament record for rebounds in a game with 53, 21 more boards than Alabama. Scott Padgett had another double-double, finishing with 12 points and 13 rebounds. Jamaal Magloire, serving a one-game suspension for violating team rules, did not play.

ALABAMA	FG	3FG	FT	R	F	A	TO	B	S	TP
Brian Williams	10-23	6-13	2-3	6	2	1	2	0	0	28
Chauncey Jones	4-12	0-4	7-8	1	5	5	1	0	2	15
Damon Bacote	0-4	0-2	0-0	1	2	1	1	1	2	0
D. Alexander	2-11	1-1	5-6	11	3	3	3	0	2	10
Jeremy Hays	6-10	0-0	3-4	5	4	0	0	0	1	15
Terrance Martin	1-1	1-1	0-0	1	0	0	1	1	1	3
Blake Thrasher	0-1	0-1	0-0	3	1	0	0	0	0	0
Tarik London	0-2	0-0	0-0	1	2	1	2	0	0	0
Team				3	1		1			
Totals	23-64	8-22	17-21	32	20	11	11	2	8	71

KENTUCKY	FG	3FG	FT	R	F	A	TO	B	S	TP
Allen Edwards	2-7	0-2	2-3	5	3	1	0	0	2	6
Scott Padgett	3-8	0-3	6-8	13	3	4	2	1	1	12
Nazr Mohammed	5-10	0-0	3-4	7	3	0	2	1	0	13
Wayne Turner	3-6	0-0	3-4	3	3	8	0	2	0	9
Jeff Sheppard	6-14	2-8	3-4	3	0	1	4	0	0	17
Heshimu Evans	3-9	1-3	0-4	10	2	1	2	0	2	7
Michael Bradley	4-7	0-0	2-2	6	3	1	0	3	2	10
Saul Smith	0-1	0-1	0-2	2	0	2	0	0	1	0
Cameron Mills	3-6	2-5	0-0	1	1	1	0	0	0	8
Myron Anthony	0-0	0-0	0-0	1	2	0	0	0	0	0
Team				2						
Totals	29-68	5-22	19-31	53	20	19	10	7	8	82

Halftime: UK 42, UA 40; FG%: UK 42.6, UA 35.9;
3FG%: UK 22.7, UA 36.4; FT%: UK 61.3, UA 81.0;
Officials: Patillo, Lopes, Greene; Techs: none

Game 32

#7 Kentucky 99 - #16 Arkansas 74

March 7, 1998

SEC Tournament Semifinals • Atlanta, Ga.

Georgia Dome • Attendance: 25,190

UK coach Tubby Smith called it, "the best half of basketball we've played all season," as Jeff Sheppard and Scott Padgett combined for 25 first-half points as the Wildcats took a 58-33 advantage to the locker room, en route to a 99-74 SEC Tournament semifinal win over Arkansas.

After the teams exchanged baskets early, Sheppard canned a three-pointer to boost the Wildcats on an 18-2 run as they built a 24-7 lead in the first seven minutes. During that span, the UK defense held the Razorbacks to one field goal. After UA scored two baskets, the Cats sent the Hogs reeling with a 17-2 run to claim a 41-13 advantage with 5:48 remaining. Sheppard scored 15 of his team-high 17 points as the Cats rolled into halftime with a 25-point lead.

Sheppard scored the Cats' second basket of the second half but suffered a severe ankle sprain and did not return. But UK never slipped, shooting 52.3 percent from the field and 54.5 percent from three-point range. Nazr Mohammed finished with his ninth double-double of the season with 12 points and 10 rebounds.

Allen Edwards missed the game to attend his mother's funeral.

> "I'm looking forward to going to Kentucky. I shouldn't, but I just like to go play teams of that magnitude. I get pumped to play the big boys."
>
> COACH NOLAN RICHARDSON, ARKANSAS

ARKANSAS	FG	3FG	FT	R	F	A	TO	B	S	TP
Pat Bradley	5-14	2-5	4-5	2	1	1	1	0	0	16
Sunday Adebayo	5-9	0-0	4-5	2	2	1	0	0	3	14
Nick Davis	1-6	0-0	0-4	2	5	1	3	0	0	2
Kareem Reid	1-4	1-2	3-4	0	1	3	0	0	2	6
Tarik Wallace	1-8	0-6	2-2	0	3	2	1	0	2	4
Ali Thompson	1-8	0-1	0-0	7	2	0	2	0	0	2
Jason Jennings	3-5	0-0	1-2	4	1	0	1	0	0	7
Chris Walker	2-6	0-1	5-6	5	2	1	1	0	0	9
Guy Whitney	0-2	0-2	2-2	0	2	0	0	0	1	2
Brandon Davis	5-8	2-5	0-0	4	2	2	1	0	1	12
Team				4						
Totals	24-70	5-22	21-30	30	21	11	10	0	10	74

KENTUCKY	FG	3FG	FT	R	F	A	TO	B	S	TP
Wayne Turner	2-4	2-3	0-1	1	3	7	4	0	0	6
Nazr Mohammed	5-7	0-0	2-2	10	4	1	2	1	1	12
Heshimu Evans	4-7	0-1	3-4	6	2	5	0	1	0	11
Jeff Sheppard	6-10	3-6	2-2	5	1	1	1	0	0	17
Scott Padgett	6-12	1-3	1-2	9	1	3	3	3	0	14
Cameron Mills	4-6	4-5	0-0	4	3	4	3	1	1	12
Michael Bradley	1-1	0-0	2-2	4	1	1	0	0	0	4
Jamaal Magloire	2-9	0-0	5-5	3	4	0	1	2	0	9
Saul Smith	1-2	1-1	4-4	2	3	1	3	0	0	7
Myron Anthony	1-4	0-1	0-0	3	1	1	1	0	0	2
Ryan Hogan	1-2	0-1	0-0	1	0	0	1	0	1	2
Steve Masiello	1-1	1-1	0-0	1	0	0	0	0	0	3
Team				2						
Totals	34-65	12-22	19-22	51	23	24	19	8	3	99

Halftime: UK 58, UA 33; FG%: UK 52.3, UA 34.3;
3FG%: UK 54.5, UA 22.7; FT%: UK 86.4, UA 70.0;
Officials: Boudreaux, Herring, Day; Techs: Wayne Turner (UK)

Game 33

#7 Kentucky 86 - #15 South Carolina 56

March 8, 1998

SEC Tournament Championship • Atlanta, Ga.

Georgia Dome • Attendance: 24,545

Kentucky won the SEC Tournament for the sixth time in seven years, rolling to an 86-56 victory over No. 15 South Carolina. It was the Wildcats' third win over USC in 1998 and its second over the Gamecocks in eight days.

Wayne Turner scored 18 points and Allen Edwards, who missed the semifinal while attending his mother's funeral, returned to add 15 as Kentucky won its 21st overall tournament title – more than all the other SEC schools combined.

The Wildcats raced out of the gate early, leading 16-6 after seven minutes of play. South Carolina pulled to within six, 21-15, midway through the period, but UK ended the half with six three-pointers for a 40-30 advantage at intermission. In the second half, UK continued its outside onslaught as the Wildcats posted an

18-7 run to pull away. By the 6:20 mark of the second half, Kentucky led by 21, 70-49. The Cats hit a season-high 13 three-pointers.

Heshimu Evans earned a start for the injured Jeff Sheppard, who did not play because of a sprained ankle. Evans responded with 11 points and joined Nazr Mohammed and Scott Padgett on the All-Tournament team. But the highest honor was reserved for Wayne Turner, who was named tournament MVP after scoring 33 points and tallying a tournament-high 19 assists in the three games.

SOUTH CAROLINA	FG	3FG	FT	R	F	A	TO	B	S	TP
LeRon Williams	6-8	0-0	7-11	9	3	0	2	1	0	19
Antonio Grant	0-3	0-2	0-0	2	2	4	4	0	0	0
Ryan Stack	3-8	0-0	0-0	9	4	0	2	2	1	6
B.J. McKie	4-11	4-7	0-0	3	2	2	4	0	0	12
Melvin Watson	3-11	0-1	2-3	3	2	4	1	2	1	8
Recus Nix	0-1	0-0	0-0	0	1	0	3	0	0	0
Bud Johnson	1-1	0-0	0-0	3	0	0	0	0	1	2
Herbert Davis	1-6	0-5	0-0	1	1	0	0	0	0	2
William Gallman	3-7	0-0	1-2	5	1	0	0	0	0	7
Hagen Rouse	0-1	0-1	0-0	0	0	0	2	0	0	0
Team				1			1			
Totals	21-57	4-16	10-16	36	16	10	19	5	3	56

KENTUCKY	FG	3FG	FT	R	F	A	TO	B	S	TP
Allen Edwards	3-7	2-5	7-8	3	1	5	1	0	3	15
Wayne Turner	7-17	2-7	2-2	2	0	4	2	0	1	18
Nazr Mohammed	4-8	0-0	0-0	7	2	0	1	3	1	8
Heshimu Evans	4-6	2-3	1-2	6	1	3	1	1	1	11
Scott Padgett	3-9	3-5	0-0	4	4	0	1	3	1	9
Cameron Mills	2-3	2-3	0-0	3	2	2	0	0	1	6
Saul Smith	1-2	1-2	0-0	1	1	1	1	0	1	3
Michael Bradley	1-1	0-0	0-0	3	3	2	1	1	0	2
Jamaal Magloire	0-3	0-0	1-2	2	4	0	2	0	0	1
Myron Anthony	3-3	0-0	1-1	3	0	1	0	0	0	7
Ryan Hogan	0-1	0-1	0-0	0	0	0	0	0	0	0
Steve Masiello	2-2	1-1	1-2	0	0	0	0	0	1	6
Team				5						
Totals	30-62	13-27	13-17	39	18	18	10	8	10	86

Halftime: UK 40, USC 30; FG%: UK 48.4, USC 36.8; 3FG%: UK 48.1, USC 25.0; FT%: UK 76.5, USC 62.5; Officials: Rutledge, Clougherty, Patillo; Techs: none

Game 34

#5 Kentucky 82 - South Carolina State 67

March 13, 1998

NCAA Tournament First Round • Georgia Dome

Atlanta, Ga. • Attendance: 17,474

Nazr Mohammed posted 14 first-half points as the Wildcats built a 15-point lead in the first 20 minutes en route to an 82-67 win over 15th-seed South Carolina State in the first round of the NCAA Tournament. The win was UK's 30th of the season, its 10th 30-win season, a national record.

The second-seeded Wildcats scored the first six points of the game and had a 13-3 lead by the 14:56 mark. South Carolina State hung tough and closed the lead to one, 17-16, just three minutes later. But a surge by the Wildcats gave UK a 43-28 halftime advantage.

> **"We had a good conference this year, and Kentucky did a heck of a job to win the way they did. That's the type of program we're trying to build here at South Carolina."**
>
> MELVIN WATSON, SOUTH CAROLINA GUARD

The game was never in doubt after the break. SCS did cut the Cats' lead to 11 inside the final seven minutes but UK cruised to the 15-point victory.

Mohammed finished with 18 points, four assists and three blocks, connecting on 5-of-7 shots from the field and all eight of his free throw attempts. Scott Padgett added 14 points, while Allen Edwards scored 13 and Heshimu Evans posted 12.

It was Kentucky's fourth win in the Georgia Dome in eight days.

SOUTH CAROLINA STATE	FG	3FG	FT	R	F	A	TO	B	S	TP
Bobby McGowens	1-3	1-1	0-0	1	1	0	0	0	0	3
Raheem Waller	1-4	0-0	0-2	4	4	0	2	0	0	2
Duane Johnson	1-5	0-0	1-2	7	4	0	1	0	2	3
"Moo Moo" Blakney	8-16	2-8	5-5	6	1	10	5	0	3	23
Tyler Brown	8-14	6-10	0-0	1	1	0	4	0	3	22
James Jones	4-14	2-6	4-4	3	3	3	1	0	1	14
Bryan Neis	0-2	0-0	0-2	0	2	1	0	1	1	0
Coray Davis	0-1	0-0	0-0	1	0	0	0	0	0	0
Team				4			2			
Totals	23-59	11-25	10-15	27	16	14	15	1	10	67

KENTUCKY	FG	3FG	FT	R	F	A	TO	B	S	TP
Allen Edwards	4-8	2-5	3-4	6	0	6	2	2	0	13
Heshimu Evans	5-6	0-1	2-3	2	2	2	3	0	2	12
Scott Padgett	6-10	1-1	1-1	4	2	3	5	2	1	14
Nazr Mohammed	5-7	0-0	8-8	6	3	4	1	3	1	18
Cameron Mills	0-2	0-2	0-0	3	2	0	0	0	0	0
Jeff Sheppard	1-4	0-3	2-2	2	1	2	0	0	0	4
Jamaal Magloire	3-5	0-0	0-1	4	3	1	2	2	1	6
Saul Smith	0-0	0-0	0-0	0	0	1	2	0	0	0
Michael Bradley	2-3	0-0	0-0	0	0	2	1	2	0	4
Myron Anthony	1-1	1-1	0-0	0	1	0	0	0	0	3
Ryan Hogan	0-0	0-0	0-0	0	0	0	0	0	0	0
Steve Masiello	0-0	0-0	0-0	0	0	0	0	0	0	0
Team				3						
Totals	31-52	4-14	16-19	34	14	25	16	11	7	82

Halftime: UK 43, SCS 28 FG%: UK 59.6, SCS 39.0; 3FG%: UK 28.6, SCS 44.0; FT%: UK 84.2, SCS 66.7; Officials: Lopes, Harris, Hughes; Techs: none

Game 35

#5 Kentucky 88 - Saint Louis 61

March 15, 1998

NCAA Tournament Second Round • Georgia Dome

Atlanta, Ga. • Attendance: 19,423

Jeff Sheppard scored his 1,000th career point and the Wildcats used two early runs to post an 88-61 win over Saint Louis to advance to the Sweet 16 for the fourth straight year and the sixth time in seven seasons.

UK opened the game with a 10-0 run, keeping the 10th-seeded Billikens scoreless for the first 3:22 of the game. With Kentucky holding a 19-11 advantage, the Cats steamrolled SLU with a 19-0 run to take a 38-11 lead with seven minutes left in the half. The onslaught didn't end there as UK led by as many as 30 in the first half before taking a 46-18 lead into the locker room, holding the Bills to 19.4 percent shooting in the first half and freshman star Larry Hughes to two points.

In the second half, UK continued its strong play as Saint Louis got no closer than 25 points and trailed by as many as 35. Sheppard finished with a game-high 18 points in his first start since suffering a sprained ankle against Arkansas in the SEC Tournament. Wayne Turner contributed 11 points and nine assists as all five UK starters scored in double figures.

SAINT LOUIS	FG	3FG	FT	R	F	A	TO	B	S	TP
Ryan Luechtefeld	2-7	1-2	4-4	5	3	2	5	0	1	9
Matt Baniak	0-7	0-0	3-4	6	2	0	1	1	0	3
Jamall Walker	2-7	1-5	0-0	1	2	2	2	0	1	5
Larry Hughes	4-17	0-3	3-4	5	2	3	4	0	3	11
Virgil Cobbin	1-3	1-2	0-0	0	1	1	1	0	1	3
John Redden	1-3	0-0	0-0	4	0	1	1	0	0	2
Chris Heinrich	5-10	0-0	6-10	10	3	0	1	0	1	16
Corey Frazier	3-8	0-2	0-0	4	2	2	1	0	1	6
Troy Robertson	1-2	0-0	2-2	2	2	0	0	0	0	4
Larry Simmons	1-1	0-0	0-0	0	0	0	0	0	0	2
Team				4			1			
Totals	20-65	3-14	18-24	41	17	11	17	1	8	61

KENTUCKY	FG	3FG	FT	R	F	A	TO	B	S	TP
Scott Padgett	3-7	1-3	3-4	6	2	2	2	2	1	10
Nazr Mohammed	5-11	0-0	1-4	8	2	0	1	1	1	11
Allen Edwards	5-7	3-4	4-4	2	3	3	2	1	1	17
Wayne Turner	4-5	1-2	2-4	3	1	9	3	0	1	11
Jeff Sheppard	7-11	3-6	1-2	2	0	2	1	0	1	18
Heshimu Evans	2-3	0-1	0-0	3	0	2	0	1	2	4
Saul Smith	1-4	1-2	0-0	0	1	0	0	0	3	3
Jamaal Magloire	1-1	0-0	2-2	3	3	1	0	4	0	4
Michael Bradley	2-2	0-0	1-1	3	2	2	0	0	0	5
Cameron Mills	0-1	0-1	2-2	1	2	0	1	0	1	2
Myron Anthony	1--2	1-2	0-0	1	0	0	4	0	0	3
Ryan Hogan	0-1	0-0	0-0	1	2	1	1	0	0	0
Steve Masiello	0-1	0-1	0-0	0	0	0	1	0	0	0
Team				1						
Totals	31-56	10-22	16-23	34	18	22	16	9	11	88

Halftime: UK 46, SLU 18; FG%: UK 55.4, SLU 30.8; 3FG%: UK 45.5, SLU 21.4; FT%: UK 69.6, SLU 75.0; Officials: Rucker, Rios, Cartmell; Techs: none

> **"They are the best team in the country at going on those crazy runs."**
>
> KRIS JOHNSON, UCLA GUARD-FORWARD

Game 36

#5 Kentucky 94 - #19 UCLA 68

March 20, 1998

NCAA Tournament Semifinals • Tropicana Field

Tampa, Fla. • Attendance: 40,589

In a matchup of two of the most storied programs in college basketball – as well as the 1995 and '96 national champions – Kentucky raced past UCLA, 94-68, to earn its fourth straight trip to an NCAA regional final.

After an Allen Edwards basket gave UK a 2-0 lead, UCLA's JR Henderson answered to give the Bruins their only tie, 2-2, just 44 seconds into the game. From there, six different Wildcats scored, punctuated by a reverse jam by Edwards and a Myron Anthony jumper, as UK opened a 20-5 lead.

UCLA tried to answer the UK run, eventually pulling to within seven, 28-21 with 5:40 left in the half. But Kentucky responded with a 12-2 flourish to claim a 40-23 halftime lead. The Bruins pulled within 11 at the start of the second half but would get no closer.

Five Wildcats scored in double figures, led by Scott Padgett's 19 points, and the Wildcats' bench outscored the UCLA reserves 26-11. The UK defense also came up big, forcing 19 Bruin turnovers and holding UCLA to 29.1 percent shooting from the field. Centers Nazr Mohammed and Jamaal Magloire each posted six blocks as UK set an NCAA Tournament record for blocks in a game with 14.

UCLA	FG	3FG	FT	R	F	A	TO	B	S	TP
Travis Reed	2-13	0-0	3-5	10	3	0	1	3	2	7
Kris Johnson	7-15	3-8	1-2	8	3	1	3	0	0	18
JR Henderson	5-20	0-0	0-0	9	2	1	4	0	1	10
Toby Bailey	4-15	1-5	7-8	11	4	3	1	2	0	16
Earl Watson	1-8	0-4	4-4	2	2	2	8	1	2	6
Billy Knight	1-2	0-1	1-1	2	0	0	0	0	0	3
Kevin Daley	2-3	0-1	0-0	1	0	0	0	0	1	4
Todd Ramasar	0-0	0-0	0-0	1	0	1	0	0	0	0
Matt Harbour	0-1	0-0	0-0	1	0	0	0	0	1	0
Brandon Loyd	0-0	0-0	0-0	1	0	1	0	0	0	0
Rico Hines	1-2	0-0	2-2	4	3	0	1	0	1	4
Vince McGautha	0-0	0-0	0-0	0	0	0	1	0	0	0
Sean Farnham	0-0	0-0	0-0	0	0	0	0	0	0	0
Team				1						
Totals	23-79	4-19	18-22	51	17	9	19	6	8	68

KENTUCKY	FG	3FG	FT	R	F	A	TO	B	S	TP
Allen Edwards	5-6	0-1	0-0	2	3	5	1	1	0	10
Scott Padgett	6-8	1-2	6-6	6	3	4	1	0	1	19
Nazr Mohammed	6-9	0-0	3-5	7	3	0	2	6	0	15
Wayne Turner	4-7	0-0	0-0	3	1	4	2	0	3	8
Jeff Sheppard	7-14	2-6	0-0	4	3	3	1	0	1	16
Steve Masiello	0-2	0-0	0-0	2	0	0	0	0	1	0
Saul Smith	0-1	0-0	0-1	1	1	3	2	0	1	0
Heshimu Evans	3-4	0-0	4-4	2	1	1	0	1	1	10
Cameron Mills	0-3	0-1	0-0	1	0	0	1	0	0	0
Ryan Hogan	2-4	2-3	0-1	2	0	0	0	0	0	6
Myron Anthony	2-4	1-1	0-0	1	0	0	1	0	0	5
Michael Bradley	1-5	0-0	0-0	4	1	1	1	0	0	2
Jamaal Magloire	1-1	0-0	1-2	5	2	0	1	6	2	5
Team				1						
Totals	37-68	6-14	14-19	41	18	21	13	14	10	94

Halftime: UK 40, UCLA 23; FG%: UK 54.4, UCLA 29.1; 3FG%: UK 42.9, UCLA 21.1; FT%: UK 73.7, UCLA 81.8; Officials: Gray, Welmar, Sylvester; Techs: none

> "They have no weaknesses."
>
> STEVE WOJCIECHOWSKI, DUKE GUARD

Game 37

#5 Kentucky 86 - #3 Duke 84

March 22, 1998

NCAA South Region Final • Tropicana Field

Tampa, Fla. • Attendance: 40,589

Cameron Mills and Scott Padgett each hit three-pointers late in the game to help UK erase a 17-point deficit in the final 9:38, as the Wildcats claimed a thrilling 86-84 victory over top-seeded Duke in the South Region Final. The win earned the Wildcats their third straight trip to the Final Four, the program's 13th overall appearance.

In the first half, Duke led 21-20 before scoring 17 unanswered points to grab a 38-20 advantage with 7:30 remaining. UK cut the lead to six thanks to a 12-0 spurt, but the Blue Devils led 49-39 at the half.

Duke appeared ready to ice the game midway through the second half, opening a 17-point lead, 71-54, with 9:38 remaining. The Cats then mounted a charge behind the floor general, Wayne Turner. Heshimu Evans nailed a three-pointer followed by a Padgett three and a Turner jumper. When Turner added his fifth point of the spurt, another floater in the lane, UK had outscored Duke 17-1 to cut the lead to 72-71 with six minutes left. With 2:15 remaining, Cameron Mills picked up a batted rebound from Evans and drained a three-pointer from the top of the key, his first field goal of the tournament, to give the Wildcats their first lead of the game, 80-79.

Roshown McLeod nailed two free throws to give Duke a one-point lead, but Padgett tied the game with a free throw, then hit a three-pointer with 39.4 seconds left to give UK a three-point lead. Turner and Allen Edwards each hit a free throw in the final 17 seconds for a two-point UK lead. Duke's William Avery had one last chance, but his desperation heave from midcourt was off the mark. Turner was named the Region's Most Outstanding Player, finishing with 16 points and eight assists.

KENTUCKY	FG	3FG	FT	R	F	A	TO	B	S	TP
Allen Edwards	4-8	2-5	1-2	2	4	2	0	0	0	11
Scott Padgett	4-10	3-5	1-2	6	3	1	0	0	0	12
Nazr Mohammed	4-10	0-0	0-2	5	2	0	2	0	0	8
Wayne Turner	5-14	0-1	6-8	5	1	8	1	0	2	16
Jeff Sheppard	5-11	1-3	7-9	11	4	0	3	0	0	18
Saul Smith	0-0	0-0	0-0	0	1	1	1	0	0	0
Heshimu Evans	5-8	2-2	2-2	11	3	1	2	0	0	14
Cameron Mills	1-1	1-1	2-2	3	1	1	0	0	1	5
Jamaal Magloire	1-1	0-0	0-0	1	2	0	3	1	1	2
Team				1						
Totals	29-63	9-17	19-27	45	21	14	12	1	4	86

DUKE	FG	3FG	FT	R	F	A	TO	B	S	TP
Roshown McLeod	7-20	2-7	3-7	8	4	3	1	0	0	19
Chris Carawell	5-11	0-2	2-2	5	1	2	0	1	0	12
Elton Brand	1-4	0-0	2-4	2	5	0	1	2	0	4
Steve Wojciechowski	3-5	3-5	1-3	3	4	4	2	0	3	10
Trajan Langdon	6-14	3-8	3-4	5	2	4	0	0	0	18
William Avery	2-4	0-1	0-0	4	1	1	2	0	1	4
Mike Chappell	2-2	2-2	0-0	0	0	0	0	0	0	6
Shane Battier	3-6	0-0	5-6	8	3	0	0	1	0	11
Chris Burgess	0-1	0-0	0-0	0	2	0	0	1	0	0
Team				4						
Totals	29-67	10-25	16-26	39	22	14	6	5	4	84

Halftime: UK 39, DU 49; FG%: UK 46.0, DU 49.3; 3FG%: UK 52.9, DU 40.0; FT%: UK 70.4, DU 61.5; Officials: Harrington, Shaw, Sanzere; Techs: none

> "If we had to lose, I'm glad we had to lose to a team that could handle the victory with the class that the University of Kentucky had."
>
> COACH MIKE KRZYZEWSKI, DUKE

Game 38

#5 Kentucky 86 - Stanford 85 (OT)

March 28, 1998

Final Four • National Semifinals • Alamodome

San Antonio, Texas • Attendance: 40,509

Jeff Sheppard tallied a career-high 27 points, including three three-pointers after intermission, as UK became the first team since UCLA in 1973 to advance to three straight national championship games by defeating Stanford, 86-85 in overtime.

After leading at halftime, 37-32, Stanford extended its lead to 10, 46-36, with 17:33 remaining in the game. But the Cats fought back. Nazr Mohammed, who was limited to four minutes and one point in the first half due to foul trouble, scored six of his 18 points to trim the Cardinal lead to 49-42. Allen Edwards then canned a three and a Sheppard layup and free throw pulled UK to within one, 49-48 with 14:43 left.

Season Review

The lead then changed hands six times. Sheppard finally put UK ahead, 69-68, with 2:50 left in regulation when he canned a three-pointer off a high screen following a TV timeout. He then canned a second three off the same curl at the top of the key, and UK led 72-68 with 1:17 left. Mark Madsen answered with a putback, and following a Wayne Turner free throw, Arthur Lee canned his final three from the left wing to tie the game at 73 with 27 seconds remaining. Turner nearly won the game for the Cats at the end of regulation but his contested layup at the buzzer didn't drop.

In overtime, UK scored the first five points and never trailed. Lee's free throws cut the UK lead to 79-78 with 2:05 left, but Sheppard drained another three from straight away to give UK a four-point cushion. Peter Sauer canned a three for Stanford with nine seconds left before a desperation three by Kris Weems at the horn was off the mark.



Ryan Hogan and Wayne Turner celebrated UK's seventh national title as the horn sounded at the end of the Cats' 78-69 victory over Utah.

STANFORD	FG	3FG	FT	R	F	A	TO	B	S	TP
Peter Sauer	3-4	2-3	0-0	7	2	0	1	1	0	8
Mark Madsen	5-6	0-0	1-1	16	5	0	2	2	0	11
Tim Young	5-11	0-0	0-0	7	5	2	0	1	0	10
Kris Weems	6-23	3-11	2-3	1	1	4	1	1	0	17
Arthur Lee	6-12	5-8	9-9	3	4	5	5	0	0	26
David Moseley	0-3	0-2	2-2	1	1	0	2	0	0	2
Ryan Mendez	1-4	1-4	0-0	1	1	0	0	0	0	3
Jarron Collins	1-3	0-0	5-7	5	3	0	0	0	1	7
Michael McDonald	0-1	0-0	0-0	1	0	1	0	0	0	0
Pete Van Elswyk	0-1	0-0	1-2	0	1	0	0	0	1	1
Mark Seaton	0-0	0-0	0-0	2	0	1	2	0	0	0
Team				1						
Totals	27-68	11-28	20-24	45	23	13	13	5	2	85

KENTUCKY	FG	3FG	FT	R	F	A	TO	B	S	TP
Allen Edwards	4-10	1-2	2-3	3	1	1	0	0	0	11
Scott Padgett	2-8	0-3	6-6	6	3	2	0	0	3	10
Nazr Mohammed	7-14	0-0	4-6	5	4	0	0	3	1	18
Wayne Turner	2-8	0-0	4-9	2	2	4	3	1	2	8
Jeff Sheppard	9-15	4-8	5-7	6	3	4	1	0	2	27
Heshimu Evans	2-7	0-2	0-0	6	2	2	1	1	0	4
Jamaal Magloire	2-3	0-0	2-2	4	2	1	0	2	0	6
Saul Smith	0-1	0-0	0-0	2	2	2	0	0	0	0
Cameron Mills	1-1	0-0	0-0	2	2	0	1	0	0	2
Michael Bradley	0-0	0-0	0-0	0	1	0	0	0	0	0
Team				4						
Totals	29-67	5-15	23-33	40	22	16	6	7	8	86

Regulation: SU 73, UK 73; Halftime: SU 37, UK 32; FG%: SU 39.7, UK 43.3; 3FG%: SU 39.3, UK 33.3; FT%: SU 83.3, UK 69.7; Officials: Higgins, Donato, Rose; Techs: none.

Game 39

#5 Kentucky 78 - Utah 69

March 30, 1998

Final Four • National Championship Game

Alamodome • San Antonio, Texas

Attendance: 40,509

For the third consecutive game, Kentucky battled back from a double-figure deficit to capture the victory, but on this occasion, the "Comeback Cats" captured the school's seventh NCAA Championship, its second in three years, with a 78-69 win over Utah.

Utah dominated the first half, leading 41-31 at halftime, by controlling Kentucky on the boards, 24-6. But while eight Wildcats played at least 10 minutes each, the Utes had four players log more than 30 minutes in the game.

Three minutes into the second half, Heshimu Evans again sparked the Cats off the bench. The "Manhattan Transfer" hit UK's first three to cut the Utes' lead to seven, 47-40. Hanno Mottola answered with a three for Utah before Evans countered with a three-pointer from the left side.

After an offensive foul on Mottola, Evans' layup cut the lead to five, 50-45, with 14:05 remaining. UK stayed within seven for the next seven minutes, until Cameron Mills' fade-away three from the left corner tied the game at 58 with 7:46 left. A Jeff Sheppard steal and slam gave the Cats a two-point margin before Utah scored six straight points to retake the lead. Mills then canned a three from the top of the key to cut the lead back to one before a baseline jumper by Sheppard gave UK the lead for good, 65-64, with 4:54 remaining.

The exhausted Utes could not convert from the field, missing 11 consecutive field goals inside the final five minutes before an Alex Jensen three-pointer with five seconds remaining stopped the bleeding.

For the second straight year, Scott Padgett scored 17 points in the national title game while Sheppard, the Final Four MVP, added 16. The 10-point halftime deficit was the largest ever overcome in an NCAA title game. UK was the first team to shoot better than 50 percent from the field against the Utes in '98 and the only Utah opponent to score at least 78 points in a game.

UTAH	FG	3FG	FT	R	F	A	TO	B	S	TP
Hanno Mottola	4-10	1-3	6-6	8	4	0	3	0	0	15
Alex Jensen	5-6	1-1	3-3	2	2	2	1	0	0	14
Michael Doleac	5-12	1-1	4-6	10	2	1	1	2	3	15
Andre Miller	6-15	0-3	4-7	6	5	5	8	0	2	16
Drew Hansen	1-6	0-2	0-0	5	2	1	2	0	3	2
Britton Johnsen	3-4	1-2	0-0	4	0	0	3	0	0	7
Jordie McTavish	0-0	0-0	0-0	0	1	2	0	0	0	0
David Jackson	0-1	0-1	0-0	0	2	1	0	0	0	0
Trace Caton	0-1	0-1	0-0	0	0	0	0	0	0	0
Team				4						
Totals	24-55	4-14	17-22	39	18	12	18	2	8	69

KENTUCKY	FG	3FG	FT	R	F	A	TO	B	S	TP
Allen Edwards	2-7	0-3	0-0	1	0	5	0	0	1	4
Scott Padgett	6-11	1-5	4-4	5	4	1	0	0	0	17
Nazr Mohammed	5-9	0-0	0-0	2	4	0	1	2	0	10
Wayne Turner	2-5	0-1	2-4	2	0	4	5	0	3	6
Jeff Sheppard	7-14	0-2	2-2	4	1	3	2	0	2	16
Jamaal Magloire	2-3	0-0	3-3	2	4	1	0	3	0	7
Heshimu Evans	3-4	2-2	2-2	6	1	0	3	1	1	10
Cameron Mills	2-4	2-4	2-2	0	0	1	0	0	0	8
Saul Smith	0-0	0-0	0-0	0	0	0	0	0	0	0
Michael Bradley	0-0	0-0	0-0	1	1	0	0	0	0	0
Team				1						
Totals	29-57	5-17	15-17	24	15	15	11	6	7	78

Halftime: UU 41, UK 31; FG%: UK 50.9, UU 43.6; 3FG%: UK 29.4, UU 28.6; FT%: UK 88.2, UU 77.3; Officials: Burr, Gray, Sanzere; Techs: none.

"They are athletic, a veteran team for the most part. I credit Kentucky for the resiliency, competitiveness, and their depth. I can't say enough or congratulate Kentucky enough. They are the champs. They beat us. They deserve all the accolades they received."

COACH RICK MAJERUS, UTAH


The Southeastern
Conference
SOUTHEASTERN
CONFERENCE
1998
MEN'S BASKETBALL
TOURNAMENT CHAMPION
TOURNAMENT
ATLANTA

The Southeastern Conference

SEC Administrative Staff



Roy Kramer
Commissioner



Mark Womack
Executive Associate
Commissioner



Jim McCullough
Associate
Commissioner



John Guthrie
Associate
Commissioner



Brad Davis
Associate
Commissioner



Pat Wall
Associate
Commissioner



Dr. Sharon Gaunt
Associate
Commissioner



Mark Whitworth
Associate
Commissioner



Beth DeBauche
Assistant
Commissioner

Media Services Staff



Charles Bloom
Assistant
Commissioner



Scottie Rodgers
Men's Basketball
Contact



Tammy Wilson
Women's Basketball
Contact



Nikki Baskin
Administrative
Assistant

SEC OFFICE

2201 Civic Center Blvd.
Birmingham, AL 35203-1103

Main Phone: (205) 458-3000
SEC Media Services: (205) 458-3010
Fax: (205) 458-3030

WEEKLY TELECONFERENCE

The 12 Southeastern Conference men's head basketball coaches will be featured on a teleconference twice each week during the conference season. The call is held each Monday and Thursday beginning in January. Each coach will appear on the call for seven minutes. Complete details are available to media representatives by contacting the SEC Media Services Department or a member school's S.I.D. Department.

SEC ON THE WEB

The Southeastern Conference has an extensive presence on the World Wide Web. SEC basketball information can be accessed on the Web at www.secsports.com. The page is complete with team information, tournament information and much, much more.

Basketball information and statistics are updated twice a week on the page (Monday and Friday afternoons) with standings, statistics, schedules, notes and other information available.

SEC FAX-ON-DEMAND

Releases, statistics and the last box score are available from each of the 12 Southeastern Conference schools 24-hours-a-day via InfoConnection. Media outlets wishing to access the information must call 800-300-2050 from the handset of a fax machine and enter a pin number. To obtain a pin number, call 770-399-0096. The passcode for the SEC is 732 (SEC). Item numbers listed below can then be accessed within minutes.

SEC HISTORY

The Southeastern Conference was formed Dec. 8-9, 1932, to include 13 schools: Alabama, Auburn, Florida, Georgia, Georgia Tech, Kentucky, LSU, Ole Miss, Mississippi State, Sewanee, Tennessee, Tulane and Vanderbilt.

Frank L. McVey of Kentucky was the first president of the league. The office of commissioner was formed in 1940 in response to the growing amount of detail work involved in administering the league. The first commissioner was former Mississippi governor Martin Conner (1940-48), followed by Bernie Moore (1948-66), A.M. "Tonto" Coleman (1966-72), Dr. Boyd McWhorter (1972-86), Dr. Harvey Schiller (1986-90) and Roy Kramer (1990-present).

The first SEC champions were crowned in 1933 in baseball, basketball, football and outdoor track. Cross country, golf, swimming, tennis and indoor track were added later. The SEC began recognizing women's championships during the 1979-80 school year and women's athletics officially came under the auspices of the conference office on Sept. 1, 1984.

The SEC currently regulates nine men's sports and 11 women's sports. The men's sports are baseball, basketball, football, golf, swimming, tennis and track (indoor, outdoor and cross country). The women's sports are basketball, golf, gymnastics, soccer, softball, swimming, tennis, track (indoor, outdoor and cross country) and volleyball.

SEC FAX-ON-DEMAND

	SEC	UA	ARK	AU	UF	UG	UK	LSU	UM	MSU	USC	UT	VU
Release	1107	1230	1315	1430	1525	1617	1720	1830	1920	2028	2110	2207	2315
Stats	1108	1233	1316	1432	1526	1619	1721	1832	1922	2030	2112	2209	2317
Notes	1110	1231	1315	1431	1527	1618	1722	1831	1921	2029	2111	2208	2316
Box Score	—	1224	1319	1435	1532	1622	1725	1806	1924	2035	2118	2211	2318

1997-98 Final SEC Standings

EASTERN DIVISION

	SEC	Pct.	All	Pct.	Post
*Kentucky	14-2	.875	35-4	.897	NCAA Champs (6-0)
South Carolina	11-5	.686	23-8	.742	NCAA (0-1)
Tennessee	9-7	.563	20-9	.690	NCAA (0-1)
Georgia	7-9	.438	20-15	.571	NIT Semis (4-1)
Vanderbilt	7-9	.438	20-13	.606	NIT (2-1)
Florida	6-10	.375	14-15	.482	NIT (0-1)

** SEC Champion, SEC Eastern Division Champion, SEC Tournament Champion*

WESTERN DIVISION

	SEC	Pct.	All	Pct.	Post
**Ole Miss	12-4	.750	22-7	.759	NCAA (0-1)
Arkansas	11-5	.686	24-9	.727	NCAA (1-1)
Auburn	7-9	.438	16-14	.533	NIT (1-1)
Alabama	6-10	.375	15-16	.484	
Mississippi State	4-12	.250	15-15	.500	
LSU	2-14	.125	9-18	.333	

*** Western Division Champion*

LEAGUE DOMINATION

Kentucky has won 57 of its last 64 (88.9%) regular-season SEC games spanning the past four seasons. UK was 14-2 in 1995, tallied the league's first perfect record in 40 years with a 16-0 mark in 1996 and followed the unblemished effort with a 13-3 record in 1997. The Cats were 14-2 in '98.

SEC TOURNAMENT RESULTS

March 5-8, 1998

Thursday, March 5

(W4) Alabama 72, (E5) Vanderbilt 62
(E3) Tennessee 73, (W6) LSU 62
(E4) Georgia 79, (W5) Mississippi State 76
(E6) Florida 68, (W3) Auburn 64

Friday, March 6

(E1) Kentucky 82, (W4) Alabama 71
(W2) Arkansas 102, (E3) Tennessee 96
(W1) Ole Miss 72, (E4) Georgia 67
(E2) South Carolina 71, (E6) Florida 60

Saturday, March 7

(E1) Kentucky 99, (W2) Arkansas 74
(E2) South Carolina 87, (W1) Ole Miss 77

Sunday, March 8

(E1) Kentucky 86, (E2) South Carolina 56

SEC ALL-TOURNAMENT TEAM

Wayne Turner became the sixth Wildcat in the '90s to win the SEC Tournament's MVP award after he scored 18 points and dished out four assists in UK's win over South Carolina. The junior point guard tallied 33 points, 19 assists and six rebounds in the three wins.

Joining him on the All-Tournament team were teammates Heshimu Evans, Nazr Mohammed and Scott Padgett, along with South Carolina's BJ McKie. It was the first time four players from the same team earned the honor since 1947, when UK's Jack Tingle, Joe Holland, Wah Wah Jones, Ken Rollins and Ralph Beard swept the first-team honors. The SEC selected both a first and second All-Tournament team from 1933-52.

Sixty UK players have been chosen 91 times for All-SEC Tournament honors since 1933. Turner was the 20th Wildcat picked as the MVP of the event.

SEC DOMINATES FINAL FOUR

For the past six years, the SEC has posted more Final Four appearances than any other conference. With multiple entries in 1994 and 1996 and Kentucky making its third straight trip in 98, the SEC has had a total of four different teams and eight total appearances in the Final Four since 1993 to lead all other conferences. In addition, the SEC has had a team in the NCAA championship game the last five years, and in the NCAA Tournament, the league owns a 49-20 (71.0%) record during the stretch.

League teams that have advanced to the Final Four in the past six seasons:

Conference	Teams
Southeastern	8
Atlantic Coast	5
Pacific-10	4
Big Ten	2
Big 12	2

SEC STILL LEADER IN THE NCAA TOURNAMENT

With a 7-4 record in the 1998 NCAA Tournament, the SEC is still the leader among all conferences in the "Big Dance". Over the past five seasons, the SEC has compiled the best winning percentage and most wins in the NCAA Tournament. SEC teams have amassed a 49-20 record for a .710 winning percentage.

(1994-1998)

Conference	5-Yr NCAA Record
1. SEC	49-20 (.710)
2. Pac-10	40-21 (.656)
3. ACC	44-27 (.620)
4. Big East	39-23 (.629)
5. Big 12	*32-26 (.552)

**Combined records of teams of the former Big Eight and Southwest conferences who joined the Big 12*

AP ALL-SEC TEAM

First Team
**Ansu Sesay, Ole Miss
**BJ McKie, South Carolina
Drew Maddux, Vanderbilt
Nazr Mohammed, Kentucky
Nick Davis, Arkansas

Second Team
Horatio Webster, Mississippi State
Keith Carter, Ole Miss
Pat Bradley, Arkansas
Melvin Watson, South Carolina
Tony Harris, Tennessee

Third Team
Jumaine Jones, Georgia
Jeff Sheppard, Kentucky
Scott Padgett, Kentucky
Tyrone Washington, Mississippi State
CJ Black, Tennessee

Honorable Mention
Demetrius Alexander, Alabama; Brian Williams, Alabama; Bryant Smith, Auburn; Jason Williams, Florida; G.G. Smith, Georgia; **Wayne Turner, Kentucky**; Ryan Stack, South Carolina; Brandon Wharton, Tennessee

AP SEC Player of the Year
Ansu Sesay, Ole Miss

AP SEC Co-Coaches of the Year
Tubby Smith, Kentucky
Jerry Green, Tennessee

COACHES ALL-SEC TEAM

First Team
**Ansu Sesay, Ole Miss
Nazr Mohammed, Kentucky
Horatio Webster, Miss. State
BJ McKie, South Carolina
Drew Maddux, Vanderbilt

Second Team
Pat Bradley, Arkansas
Nick Davis, Arkansas
*Bryant Smith, Auburn; ***Scott Padgett, Kentucky**
Melvin Watson, South Carolina
CJ Black, Tennessee

Third Team
Jumaine Jones, Georgia
G.G. Smith, Georgia
Tyrone Washington, Miss. State
Tony Harris, Tennessee
Brandon Wharton, Tennessee

SEC Coach of the Year
Nolan Richardson, Arkansas

SEC Player of the Year
Ansu Sesay, Ole Miss

** Tied for position ** Unanimous Selection*

SEC Individual Statistics vs. All Opponents

SCORING

	PLAYER, TEAM	CL	GMS	FG	3P	FT	PTS	AVG
1	BJ McKie, USC	JR	31	160	59	205	584	18.8
2	Ansu Sesay, UM	SR	29	181	21	157	540	18.6
3	Horatio Webster, MSU	SR	30	202	7	100	511	17.0
4	Drew Maddux, VU	SR	33	197	79	80	553	16.8
5	Brian Williams, UA	JR	31	163	85	88	499	16.1
6	Brandon Wharton, UT	JR	29	143	63	92	441	15.2
7	Pat Bradley, ARK	JR	33	161	93	74	489	14.8
7	Keith Carter, UM	JR	29	144	58	82	428	14.8
9	Jumaine Jones, UG	FR	35	188	44	95	515	14.7
10	Maurice Carter, LSU	JR	27	131	44	82	388	14.4
11	Tony Harris, UT	FR	27	123	48	90	384	14.2
12	Austin Bates, VU	SR	33	181	0	94	456	13.8
13	**Jeff Sheppard, UK**	**SR**	**38**	**186**	**71**	**78**	**521**	**13.7**
14	G.G. Smith, UG	JR	35	141	81	108	471	13.5
15	Bryant Smith, AU	JR	28	130	12	99	371	13.3
16	Tyrone Washington, MSU	JR	29	147	0	79	373	12.9
17	Kenyan Weaks, UF	SO	26	122	61	26	331	12.7
18	C.J. Black, UT	SO	29	126	10	103	365	12.6
19	Demetrius Alexander, UA	SR	31	145	16	80	386	12.5
20	Doc Robinson, AU	SO	30	140	43	49	372	12.4

REBOUNDING

	PLAYER, TEAM	CL	GMS	NO	AVG
1	Nick Davis, ARK	SR	33	322	9.8
2	Tyrone Washington, MSU	JR	29	269	9.3
3	Jumaine Jones, UG	FR	35	299	8.5
4	Demetrius Alexander, UA	SR	31	256	8.3
5	Ansu Sesay, UM	SR	29	221	7.6
6	Jeremy Hays, UA	SR	31	226	7.3
7	**Nazr Mohammed, UK**	**JR**	**39**	**282**	**7.2**
8	Mamadou N'diaye, AU	SO	30	208	6.9
9	C.J. Black, UT	SO	29	198	6.8
10	Bryant Smith, AU	JR	28	185	6.6
11	**Scott Padgett, UK**	**JR**	**39**	**255**	**6.5**
12	Jason Smith, UM	JR	29	188	6.5
13	Keith Carter, UM	JR	29	180	6.2
14	Derek Hood, ARK	JR	32	196	6.1
15	Cedric Carter, LSU	JR	27	164	6.1
16	Ryan Stack, USC	SR	31	186	6.0
17	William Gallman, USC	JR	30	176	5.9
18	Randy Hughes, AU	FR	23	134	5.8
19	Billy Di Spaltro, VU	SR	26	149	5.7
20	Isiah Victor, UT	FR	29	159	5.5

FIELD GOAL PERCENTAGE

	PLAYER, TEAM	CL	GMS	FGM	FGA	PCT
1	Tyrone Washington, MSU	JR	29	147	277	53.1
2	Austin Bates, VU	SR	33	181	355	51.0
3	Horatio Webster, MSU	SR	30	202	424	47.6
4	Drew Maddux, VU	SR	33	197	432	45.6
5	Ansu Sesay, UM	SR	29	181	397	45.6
6	Jumaine Jones, UG	FR	35	188	415	45.3
7	BJ McKie, USC	JR	31	160	365	43.8
8	Brian Williams, UA	JR	31	163	454	35.9

THREE-POINT PERCENTAGE

	PLAYER, TEAM	CL	GMS	3PM	3PA	PCT
1	Kenyan Weaks, UF	SO	26	61	120	50.8
2	Greg Stolt, UF	JR	29	60	131	45.8
3	G.G. Smith, UG	JR	35	81	186	43.5
4	Brandon Wharton, UT	JR	29	63	147	42.9
5	BJ McKie, USC	JR	31	59	142	41.5
6	Pat Bradley, ARK	JR	33	93	242	38.4
7	**Jeff Sheppard, UK**	**SR**	**38**	**71**	**189**	**37.6**
8	Keith Carter, UM	JR	29	58	156	37.2
9	Drew Maddux, VU	SR	33	79	223	35.4
10	Derrick Dukes, UG	SR	35	55	156	35.3
11	Brian Williams, UA	JR	31	85	248	34.3
12	Tarik Wallace, ARK	SR	31	69	202	34.2
13	Joezon Darby, UM	SR	29	60	176	34.1
14	Maurice Carter, LSU	JR	27	44	131	33.6
15	Scott Pohlman, AU	FR	30	53	162	32.7
16	Atiba Prater, VU	SO	30	47	144	32.6
17	Tony Harris, UT	FR	27	48	149	32.2
18	Bart Hyche, MSU	JR	26	39	122	32.0

THREE-POINT GOALS PER GAME

	PLAYER, TEAM	CL	GMS	TPGM	TPGA	AVG
1	Pat Bradley, ARK	JR	33	93	242	2.8
2	Brian Williams, UA	JR	31	85	248	2.7
3	Drew Maddux, VU	SR	33	79	223	2.4
4	Kenyan Weaks, UF	SO	26	61	120	2.3
5	G.G. Smith, UG	JR	35	81	186	2.3
6	Tarik Wallace, ARK	SR	31	69	202	2.2
7	Brandon Wharton, UT	JR	29	63	147	2.2
8	Joezon Darby, UM	SR	29	60	176	2.1
8	Greg Stolt, UF	JR	29	60	131	2.1
10	Keith Carter, UM	JR	29	58	156	2.0
11	BJ McKie, USC	JR	31	59	142	1.9
12	**Jeff Sheppard, UK**	**SR**	**38**	**71**	**189**	**1.9**
13	Tony Harris, UT	FR	27	48	149	1.8
14	Scott Pohlman, AU	FR	30	53	162	1.8
15	Maurice Carter, LSU	JR	27	44	131	1.6
16	Derrick Dukes, UG	SR	35	55	156	1.6
17	Atiba Prater, VU	SO	30	47	144	1.6
18	Bart Hyche, MSU	JR	26	39	122	1.5

FREE THROW PERCENTAGE

	PLAYER, TEAM	CL	GMS	FTM	FTA	PCT
1	Brian Williams, UA	JR	31	88	108	81.5
2	Billy Di Spaltro, VU	SR	26	87	107	81.3
3	Jumaine Jones, UG	FR	35	95	121	78.5
4	Demetrius Alexander, UA	SR	31	80	102	78.4
5	BJ McKie, USC	JR	31	205	262	78.2
6	G.G. Smith, UG	JR	35	108	139	77.7
7	Keith Carter, UM	JR	29	82	107	76.6
8	C.J. Black, UT	SO	29	103	139	74.1
9	Kareem Reid, ARK	JR	32	88	119	74.0
10	Maurice Carter, LSU	JR	27	82	111	73.9
11	Ansu Sesay, UM	SR	29	157	216	72.7
12	Brandon Wharton, UT	JR	29	92	127	72.4
13	Tony Harris, UT	FR	27	90	125	72.0
14	Willie Anderson, LSU	JR	27	84	118	71.2
15	DeJuan Collins, LSU	JR	23	69	97	71.1
16	Horatio Webster, MSU	SR	30	100	146	68.5
17	Austin Bates, VU	SR	33	94	139	67.6
18	Eddie Shannon, UF	JR	29	73	108	67.6
19	LeRon Williams, USC	JR	25	68	101	67.3
20	Bryant Smith, AU	JR	28	99	149	66.4

ASSISTS

	PLAYER, TEAM	CL	GMS	NO	AVG
1	Detrick White, MSU	JR	30	166	5.5
2	Kareem Reid, ARK	JR	32	166	5.2
3	Atiba Prater, VU	SO	30	152	5.1
4	Melvin Watson, USC	SR	30	141	4.7
5	**Wayne Turner, UK**	**JR**	**39**	**173**	**4.4**
6	Doc Robinson, AU	SO	30	131	4.4
7	Eddie Shannon, UF	JR	29	123	4.2
8	G.G. Smith, UG	JR	35	148	4.2
9	Tony Harris, UT	FR	27	113	4.2
10	Drew Maddux, VU	SR	33	134	4.1
11	Ray Harrison, UG	JR	33	120	3.6
12	Chauncey Jones, UA	JR	31	109	3.5
13	DeJuan Collins, LSU	JR	23	79	3.4
14	**Allen Edwards, UK**	**SR**	**37**	**121**	**3.3**
15	BJ McKie, USC	JR	31	93	3.0
15	Brandon Wharton, UT	JR	29	87	3.0
15	Michael White, UM	JR	29	87	3.0
18	Ansu Sesay, UM	SR	29	80	2.8
19	**Jeff Sheppard, UK**	**SR**	**38**	**104**	**2.7**
20	Brian Williams, UA	JR	31	78	2.5

BLOCKS

	PLAYER, TEAM	CL	GMS	NO	AVG
1	C.J. Black, UT	SO	29	73	2.5
2	Mamadou N'diaye, AU	SO	30	73	2.4
3	Nick Davis, ARK	SR	33	80	2.4
4	Tyrone Washington, MSU	JR	29	61	2.1
5	**Nazr Mohammed, UK**	**JR**	**39**	**75**	**1.9**
6	Randy Hughes, AU	FR	23	42	1.8
7	Jeremy Hays, UA	SR	31	56	1.8
8	Ryan Stack, USC	SR	31	55	1.8
9	**Jamaal Magloire, UK**	**SO**	**38**	**66**	**1.7**
10	Johnnie Rogers, UM	JR	28	48	1.7
11	Damen Maddox, UF	SR	27	38	1.4
12	Demetrius Alexander, UA	SR	31	38	1.2
13	Greg Stolt, UF	JR	29	32	1.1
14	Neil Ashby, UA	FR	25	27	1.1
15	Isiah Victor, UT	FR	29	30	1.0
16	Austin Bates, VU	SR	33	30	0.9
17	Ansu Sesay, UM	SR	29	26	0.9
18	Torrey Harris, UT	JR	29	25	0.9
18	Jason Jennings, ARK	FR	29	25	0.9
20	Derek Hood, ARK	JR	32	27	0.8

STEALS

	PLAYER, TEAM	CL	GMS	NO	AVG
1	Bryant Smith, AU	JR	28	67	2.4
2	Atiba Prater, VU	SO	30	64	2.1
3	Drew Maddux, VU	SR	33	68	2.1
4	Kareem Reid, ARK	JR	32	61	1.9
5	Melvin Watson, USC	SR	30	55	1.8
6	Eddie Shannon, UF	JR	29	53	1.8
7	Jason Smith, UM	JR	29	48	1.7
8	Tarik Wallace, ARK	SR	31	51	1.6
9	Detrick White, MSU	JR	30	49	1.6
10	**Wayne Turner, UK**	**JR**	**39**	**62**	**1.6**
11	James Strong, VU	SO	33	51	1.5
11	Ray Harrison, UG	JR	33	51	1.5
13	Pat Bradley, ARK	JR	33	50	1.5
14	Kenyan Weaks, UF	SO	26	39	1.5
15	DeJuan Collins, LSU	JR	23	34	1.5
16	Brandon Wharton, UT	JR	29	42	1.4
17	Keith Carter, UM	JR	29	40	1.4
18	Billy Di Spaltro, VU	SR	26	35	1.3
19	Tony Harris, UT	FR	27	36	1.3
20	G.G. Smith, UG	JR	35	46	1.3

TURNOVERS

	PLAYER, TEAM	CL	GMS	NO	AVG
1	DeJuan Collins, LSU	JR	23	93	4.0
2	Melvin Watson, USC	SR	30	111	3.7
3	Atiba Prater, VU	SO	30	105	3.5
4	Willie Anderson, LSU	JR	27	94	3.5
5	Doc Robinson, AU	SO	30	93	3.1
6	Eddie Shannon, UF	JR	29	89	3.1
7	Demetrius Alexander, UA	SR	31	91	2.9
8	Tony Harris, UT	FR	27	79	2.9
9	BJ McKie, USC	JR	31	90	2.9
10	Brian Williams, UA	JR	31	89	2.9
11	Ray Harrison, UG	JR	33	93	2.8
12	Mamadou N'diaye, AU	SO	30	83	2.8
13	Detrick White, MSU	JR	30	81	2.7
14	Maurice Carter, LSU	JR	27	72	2.7
15	Ansu Sesay, UM	SR	29	75	2.6
16	Chauncey Jones, UA	JR	31	76	2.5
17	James Strong, VU	SO	33	79	2.4
18	Rogers Washington, LSU	JR	23	55	2.4
19	**Wayne Turner, UK**	**JR**	**39**	**93**	**2.4**
20	C.J. Black, UT	SO	29	69	2.4

SEC Team Statistics vs. All Opponents

SCORING

SCHOOL	GMS	PTS	AVG
Arkansas	33	2716	82.3
Ole Miss	29	2334	80.5
Kentucky	**39**	**3123**	**80.1**
Florida	29	2208	76.1
Tennessee	29	2200	75.9
Georgia	35	2654	75.8
Vanderbilt	33	2470	74.8
South Carolina	31	2211	71.3
Miss. State	30	2131	71.0
Alabama	31	2168	69.9
Auburn	30	2068	68.9
LSU	27	1680	62.2

SCORING DEFENSE

SCHOOL	GMS	PTS	AVG
LSU	27	1765	65.4
Kentucky	**39**	**2612**	**67.0**
Auburn	30	2019	67.3
South Carolina	31	2088	67.4
Ole Miss	29	1974	68.1
Miss. State	30	2053	68.4
Alabama	31	2139	69.0
Vanderbilt	33	2316	70.2
Tennessee	29	2048	70.6
Georgia	35	2511	71.7
Arkansas	33	2389	72.4
Florida	29	2134	73.6

REBOUNDS

SCHOOL	GMS	RBS	AVG
Kentucky	**39**	**1641**	**42.1**
Ole Miss	29	1203	41.5
Alabama	31	1267	40.9
Arkansas	33	1305	39.5
Auburn	30	1179	39.3
Tennessee	29	1127	38.9
Georgia	35	1360	38.9
South Carolina	31	1164	37.5
Miss. State	30	1112	37.1
LSU	27	972	36.0
Florida	29	1027	35.4
Vanderbilt	33	1104	33.5

OPPONENTS' REBOUNDS

SCHOOL	GMS	RBS	AVG
LSU	27	886	32.8
Kentucky	**39**	**1321**	**33.9**
Vanderbilt	33	1136	34.4
Ole Miss	29	1012	34.9
Auburn	30	1053	35.1
South Carolina	31	1111	35.8
Miss. State	30	1095	36.5
Georgia	35	1300	37.1
Florida	29	1120	38.6
Arkansas	33	1325	40.2
Alabama	31	1260	40.6
Tennessee	29	1199	41.3

FIELD GOAL PERCENTAGE

SCHOOL	FGM	FGA	PCT
Kentucky	**1161**	**2409**	**48.2**
Vanderbilt	888	1900	46.7
Miss. State	806	1774	45.4
Ole Miss	794	1754	45.3
Arkansas	984	2208	44.6
Florida	764	1725	44.3
South Carolina	739	1669	44.3
Tennessee	757	1776	42.6
LSU	579	1364	42.4
Georgia	914	2163	42.3
Auburn	743	1766	42.1
Alabama	799	1953	40.9

OPPONENTS' FIELD GOAL PERCENTAGE

SCHOOL	FGM	FGA	PCT
Kentucky	**892**	**2324**	**38.4**
Auburn	698	1735	40.2
Alabama	775	1923	40.3
Ole Miss	672	1657	40.6
Tennessee	727	1790	40.6
South Carolina	778	1900	40.9
Miss. State	731	1760	41.5
Arkansas	844	2010	42.0
LSU	655	1546	42.4
Georgia	882	2036	43.3
Florida	749	1712	43.8
Vanderbilt	848	1932	43.9

THREE-POINT FIELD GOAL PERCENTAGE

SCHOOL	3PM	3PA	PCT
Florida	285	712	40.0
Tennessee	207	549	37.7
Ole Miss	204	544	37.5
Kentucky	**250**	**681**	**36.7**
Georgia	284	803	35.4
Arkansas	237	671	35.3
Vanderbilt	199	572	34.8
South Carolina	178	534	33.3
LSU	140	427	32.8
Alabama	186	574	32.4
Auburn	197	608	32.4
Miss. State	136	426	31.9

OPPONENTS' THREE-POINT FG PERCENTAGE

SCHOOL	3PM	3PA	PCT
Ole Miss	147	490	30.0
Alabama	173	553	31.3
LSU	151	452	33.4
Vanderbilt	218	649	33.6
Miss. State	200	593	33.7
Georgia	207	610	33.9
South Carolina	230	670	34.3
Florida	158	460	34.3
Kentucky	**281**	**812**	**34.6**
Auburn	201	579	34.7
Tennessee	169	485	34.8
Arkansas	220	619	35.5

THREE-POINT FIELD GOALS PER GAME

SCHOOL	GMS	NO	AVG
Florida	29	285	9.8
Georgia	35	284	8.1
Arkansas	33	237	7.2
Tennessee	29	207	7.1
Ole Miss	29	204	7.0
Auburn	30	197	6.6
Kentucky	**39**	**250**	**6.4**
Vanderbilt	33	199	6.0
Alabama	31	186	6.0
South Carolina	31	178	5.7
LSU	27	140	5.2
Miss. State	30	136	4.5

FREE THROW PERCENTAGE

SCHOOL	FTM	FTA	PCT
Vanderbilt	495	701	70.6
Alabama	384	547	70.2
Georgia	542	777	69.8
South Carolina	555	802	69.2
Kentucky	**551**	**816**	**67.5**
Florida	395	598	66.1
Ole Miss	542	831	65.2
Arkansas	511	788	64.8
Auburn	385	596	64.6
LSU	382	592	64.5
Tennessee	479	745	64.3
Miss. State	383	605	63.3

OPPONENTS' FREE THROW PERCENTAGE

SCHOOL	FTM	FTA	PCT
Alabama	416	651	63.9
Florida	478	735	65.0
Arkansas	481	736	65.4
LSU	304	464	65.5
South Carolina	302	457	66.1
Tennessee	425	640	66.4
Ole Miss	483	725	66.6
Vanderbilt	402	592	67.9
Kentucky	**547**	**804**	**68.0**
Georgia	540	788	68.5
Auburn	422	605	69.8
Miss. State	391	552	70.8

BLOCKS

SCHOOL	GMS	NO	AVG
Kentucky	**39**	**240**	**6.2**
Tennessee	29	174	6.0
Alabama	31	166	5.4
Auburn	30	151	5.0
Arkansas	33	158	4.8
Florida	29	131	4.5
Ole Miss	29	124	4.3
South Carolina	31	117	3.8
Georgia	35	110	3.1
Miss. State	30	90	3.0
Vanderbilt	33	80	2.4
LSU	27	47	1.7

STEALS

SCHOOL	GMS	NO	AVG
Arkansas	33	356	10.8
Vanderbilt	33	324	9.8
Florida	29	270	9.3
Kentucky	**39**	**341**	**8.7**
Tennessee	29	241	8.3
Ole Miss	29	231	8.0
Alabama	31	230	7.4
Georgia	35	255	7.3
Auburn	30	215	7.2
Miss. State	30	204	6.8
LSU	27	166	6.1
South Carolina	31	183	5.9

TURNOVER MARGIN

SCHOOL	CAUSED	TOS	MARGIN
Arkansas	738	545	5.8
Tennessee	526	457	2.4
Vanderbilt	590	523	2.0
Georgia	568	510	1.7
Ole Miss	485	445	1.4
Kentucky	**622**	**581**	**1.1**
Miss. State	443	421	0.7
Florida	553	536	0.6
Alabama	482	473	0.3
Auburn	461	486	-0.8
South Carolina	438	467	-0.9
LSU	379	491	-4.1

REBOUND MARGIN

SCHOOL	GMS	FOR	OPP	AVG
Kentucky	**39**	**42.1**	**33.9**	**8.2**
Ole Miss	29	41.5	34.9	6.6
Auburn	30	39.3	35.1	4.2
LSU	27	36.0	32.8	3.2
Georgia	35	38.9	37.1	1.7
South Carolina	31	37.5	35.8	1.7
Miss. State	30	37.1	36.5	0.6
Alabama	31	40.9	40.6	0.2
Arkansas	33	39.5	40.2	-0.6
Vanderbilt	33	33.5	34.4	-1.0
Tennessee	29	38.9	41.3	-2.5
Florida	29	35.4	38.6	-3.2

SCORING MARGIN

SCHOOL	AVG
Kentucky	**13.1**
Ole Miss	12.4
Arkansas	9.9
Tennessee	5.2
Vanderbilt	4.7
Georgia	4.1
South Carolina	4.0
Miss. State	2.6
Florida	2.6
Auburn	1.6
Alabama	0.9
LSU	-3.1

FG% DIFFERENTIAL

SCHOOL	AVG
Kentucky	**9.8**
Ole Miss	4.7
Miss. State	3.9
South Carolina	3.3
Vanderbilt	2.8
Arkansas	2.6
Tennessee	2.0
Auburn	1.8
Alabama	0.6
Florida	0.5
LSU	0.1
Georgia	-1.1

1998-99 SEC Men's Basketball Schedule

OCTOBER

31 (Saturday)
Marathon at Vanderbilt (Exh.)

NOVEMBER

1 (Sunday)
Global Sports All-Stars at Auburn (Exh.)

3 (Tuesday)
California All-Stars at Kentucky (Exh.)
Spirit Express at Ole Miss (Exh.)
TBA at South Carolina (Exh.)

4 (Wednesday)
California All-Stars at Vanderbilt (Exh.)

5 (Thursday)
Marathon at Alabama (Exh.)
California All-Stars at Tennessee (Exh.)

6 (Friday)
Next Level Sports at Auburn (Exh.)
Double Pump All-Stars at LSU (Exh.)

7 (Saturday)
Basketball Travelers at Florida (Exh.)
Marathon at Georgia (Exh.)
Arkansas Express at Mississippi State (Exh.)
1-South Carolina vs. Valparaiso

8 (Sunday)
1-South Carolina vs. Indiana [FOX Sports Net]

9 (Monday)
Converse All-Stars at Arkansas (Exh.)
TBA at Ole Miss (Exh.)
Puerto Rico Nationals at Tennessee (Exh.)
2-Vanderbilt at Providence

10 (Tuesday)
Worldwide at Alabama (Exh.)
Athletes in Action at Georgia (Exh.)
2-Vanderbilt vs. Rhode Island

11 (Wednesday)
California All-Stars at Florida (Exh.)
Croatian National Team at Kentucky (Exh.)
Global Sports at LSU (Exh.)
Hungarian Nationals at Mississippi St. (Exh.)

12 (Thursday)
Phillipine National Team at Arkansas (Exh.)

13 (Friday)
Southeastern Louisiana at Auburn
Mercer at Georgia
Alabama State at Ole Miss
3-Tennessee vs. Arizona [ESPN]

14 (Saturday)
Army at Vanderbilt

15 (Sunday)
Alabama at Ohio State
Jackson State at Arkansas
Tennessee State at Tennessee

16 (Monday)
Florida A&M at Auburn
Georgia Southern at Florida [SUN]
4-College of Charleston at Georgia
Texas-Pan American at LSU
Belmont at Ole Miss
TBA at South Carolina (Exh.)
Austin Peay at Vanderbilt

17 (Tuesday)
Alabama State at Arkansas
Eastern Kentucky at Kentucky
Mississippi State vs. Arkansas-Pine Bluff (Jackson, Miss.)
Cal State-Northridge at Tennessee

18 (Wednesday)
4-Georgia vs. TBA
Ole Miss at Temple

19 (Thursday)
Tennessee Tech at Alabama
Central Florida at Auburn
Mercer at Kentucky
Tennessee at Miami (Ohio)

20 (Friday)
5-Arkansas vs. Virginia
Florida at Florida State [SUN]

21 (Saturday)
5-Arkansas vs. TBA
McNeese State at LSU
Mississippi State vs. Northwestern State (Tupelo, Miss.)
Notre Dame at Vanderbilt

22 (Sunday)
Boston University at Alabama
5-Arkansas vs. TBA

23 (Monday)
BYU at Auburn
Bethune-Cookman at Florida [SUN]
Marshall at Georgia
Kentucky vs. Wright State (Cincinnati)
Alabama A&M at Ole Miss
Wofford at South Carolina

24 (Tuesday)
Tennessee-Chattanooga at Tennessee
Morehead State at Vanderbilt

25 (Wednesday)
McNeese State at Alabama
4-Georgia vs. TBA
North Carolina A&T at LSU
Belmont at Mississippi State

26 (Thursday)
6-Kentucky vs. Colorado

27 (Friday)
7-Auburn vs. Rutgers
4-Georgia vs. TBA
6-Kentucky vs. Pitt/Xavier

28 (Saturday)
Jacksonville State at Alabama
Northeast Louisiana at Arkansas
6-Kentucky vs. TBA
Austin Peay at Ole Miss
Tennessee-Martin at Mississippi State
The Citadel at South Carolina
Ohio State at Vanderbilt

29 (Sunday)
7-Auburn vs. Hawaii/Wichita State
Georgia at Texas

30 (Monday)
Coastal Carolina at Florida
LSU at Houston
Sam Houston State at Mississippi State
Jacksonville at South Carolina
Western Carolina at Tennessee
Florida A&M at Vanderbilt

DECEMBER

1 (Tuesday)
Alabama at Texas A&M
8-Kentucky vs. Kansas [ESPN]

2 (Wednesday)
Georgia at West Virginia
Northeast Louisiana at Ole Miss
Jacksonville State at Mississippi State
Memphis at Tennessee

3 (Thursday)
UNC Asheville at Auburn

4 (Friday)
Furman at Georgia
9-South Carolina vs. College of Charleston [Raycom]

5 (Saturday)
Alabama at Tulane
Arkansas at Oklahoma [ESPN]
Charleston Southern at Florida [SUN]
Miami (Fla.) at Kentucky [CBS]
Louisville at Ole Miss
9-South Carolina vs. Old Dominion
Vanderbilt at Memphis

6 (Sunday)
Auburn at Florida State [FOX SS]
Pittsburgh at Tennessee

7 (Monday)
Western Carolina at Arkansas
West Alabama at Ole Miss

8 (Tuesday)
Alabama State at Alabama
Georgia at Appalachian State
Kentucky vs. Indiana [ESPN] (@ Louisville, Ky.)
Centenary at Mississippi State

9 (Wednesday)
Florida at Duke [ESPN]

10 (Thursday)
Tennessee at St. Joseph's

12 (Saturday)
10-Alabama vs. South Alabama
10-Auburn vs. UAB
Jacksonville at Florida [SUN]
Maryland at Kentucky [ESPN]
Jackson State at LSU
Ole Miss at Memphis
Southeastern Louisiana at Mississippi State

13 (Sunday)
Georgia at Georgia Tech [JP/Raycom]

15 (Tuesday)
Wofford at Auburn

16 (Wednesday)
Southeastern Louisiana at Arkansas
Prairie View A&M at LSU
Clemson at South Carolina

17 (Thursday)
Northeast Louisiana at Alabama

19 (Saturday)
Memphis at Arkansas
Auburn at Navy
11-Georgia vs. Fresno State [FOX SS]
11-Kentucky vs. Georgia Tech [ESPN]
Texas at LSU
East Carolina at South Carolina
Tennessee at South Florida [ESPN]
Campbell at Vanderbilt

20 (Sunday)
Long Island at Florida [SUN]

21 (Monday)
12-Alabama vs. Weber State
13-Ole Miss vs. TBA
14-Mississippi State vs. SW Louisiana

22 (Tuesday)
12-Alabama vs. BYU-Hawaii/Oregon State
Morehead State at Florida [SUN]
East Carolina at Georgia
15-Kentucky vs. Duke [ESPN]
Troy State at LSU
13-Ole Miss vs. TBA
14-Mississippi State vs. California/EKU
15-South Carolina vs. Purdue [ESPN]
UNC Greensboro at Tennessee
Vanderbilt at Oregon

23 (Wednesday)
12-Alabama vs. TBA
Arkansas at Wake Forest [ESPN]
13-Ole Miss vs. TBA

26 (Saturday)
Kentucky at Louisville [CBS]

27 (Sunday)
16-Florida vs. Michigan [SPCH]

28 (Monday)
Long Island at Georgia
17-Mississippi State vs. Texas

29 (Tuesday)
Bethune-Cookman at Auburn
Tennessee State at Kentucky
Belmont at LSU
Prairie View A&M at Ole Miss
17-Mississippi St. vs. Princeton/Florida St.
South Carolina State at South Carolina

30 (Wednesday)
North Texas at Arkansas
17-Mississippi State vs. TBA
Alabama A&M at Vanderbilt

JANUARY

2 (Saturday)
*Georgia at Alabama [JP]
*Arkansas at LSU
*Tennessee at Auburn
*Florida at Kentucky [JP]
*Ole Miss at Vanderbilt
*South Carolina at Mississippi State

5 (Tuesday)
*Kentucky at South Carolina [ESPN]

6 (Wednesday)
*Alabama at Ole Miss
*Arkansas at Auburn [JP]
*Vanderbilt at Florida
*Mississippi State at Georgia
*LSU at Tennessee

9 (Saturday)
*Mississippi State at Alabama [ESPN]
*Ole Miss at Arkansas
*Auburn at LSU
*Kentucky at Vanderbilt [FOX SS]
*South Carolina at Tennessee [JP]

10 (Sunday)
Georgia at Florida [JP]

12 (Tuesday)
*Tennessee at Kentucky [ESPN]

13 (Wednesday)
*Alabama at LSU
*Arkansas at Mississippi State [JP]
*Auburn at Ole Miss
*Florida at South Carolina [SUN≠]
*Vanderbilt at Georgia

16 (Saturday)
*South Carolina at Alabama [JP]
*Georgia at Arkansas [FOX SS]
*Florida at Auburn [CBS]
*Kentucky at Ole Miss [ABC]
*LSU at Mississippi State [JP]

20 (Wednesday)
*Alabama at Arkansas
*Auburn at Kentucky [JP]
*Florida at LSU [SUN≠]
*Georgia at Tennessee
*Mississippi State at Ole Miss
*South Carolina at Vanderbilt

23 (Saturday)
*Auburn at Alabama
Providence at Arkansas [CBS]
*Tennessee at Florida [JP]
*Georgia at Ole Miss [JP]
*Mississippi State at Kentucky
*Vanderbilt at LSU

24 (Sunday)
South Carolina at Syracuse [CBS]

26 (Tuesday)
*Kentucky at Georgia [ESPN]

27 (Wednesday)
*Alabama at Florida
*LSU at Arkansas
*Mississippi State at Auburn
*Ole Miss at South Carolina
*Tennessee at Vanderbilt [JP]

30 (Saturday)
*Alabama at Tennessee [FOX SS]
*Arkansas at Ole Miss [CBS]
*Auburn at Georgia [JP]
*Florida at Mississippi State
*LSU at Kentucky [JP]
*Vanderbilt at South Carolina

FEBRUARY

2 (Tuesday)
*Tennessee at Arkansas [ESPN]

3 (Wednesday)
*Alabama at Mississippi State
*Auburn at South Carolina
*Georgia at Vanderbilt
*Ole Miss at LSU [JP]

4 (Thursday)
*Kentucky at Florida [ESPN]

6 (Saturday)
*Kentucky at Alabama [JP]
*Arkansas at Vanderbilt [JP]
*LSU at Auburn [FOX SS]
*Ole Miss at Florida [SUN≠]
*South Carolina at Georgia
*Mississippi State at Tennessee

9 (Tuesday)
*Ole Miss at Auburn [ESPN]

10 (Wednesday)
*LSU at Alabama
*Arkansas at South Carolina [JP]
*Florida at Tennessee [JP]
*Vanderbilt at Mississippi State

13 (Saturday)
*Alabama at Auburn
*Mississippi State at Arkansas [JP]
*Florida at Georgia [FOX SS]
*South Carolina at Kentucky [JP]
LSU at Arizona
*Vanderbilt at Tennessee

16 (Tuesday)
*Arkansas at Florida [ESPN]

17 (Wednesday)
*Vanderbilt at Auburn
*Georgia at Kentucky [JP]
*South Carolina at LSU
*Tennessee at Ole Miss [JP]

20 (Saturday)
*Kentucky at Arkansas [CBS]
*LSU at Georgia [JP]
*Ole Miss at Mississippi State [FOX SS]
*Tennessee at South Carolina [JP]

21 (Sunday)
*Alabama at Vanderbilt [CBS]

23 (Tuesday)
*Tennessee at Georgia [ESPN]

24 (Wednesday)
*Ole Miss at Alabama
*Auburn at Arkansas [JP]
*South Carolina at Florida [SUN≠]
*Vanderbilt at Kentucky [JP]
*Mississippi State at LSU

27 (Saturday)
*Arkansas at Alabama [JP]
*Auburn at Mississippi State
*Florida at Vanderbilt [JP]
*Georgia at South Carolina [CBS]
*LSU at Ole Miss

28 (Sunday)
*Kentucky at Tennessee [CBS]

MARCH

4-7 (Thursday-Sunday)
SEC Tournament
Georgia Dome
Atlanta, Ga.
Games 1-10 [JP]
Championship Game (Game 11) [CBS]

KEY

* SEC Game
[] TV Game
≠ Tape Delay
1 NABC Classic, Indianapolis, Ind.
2 CoSIDA Classic, Providence, R.I.
3 Thrifty Car Rental BCA Classic, Albuquerque, N.M.
4 Chase Preseason NIT (Semifinals & Finals - New York, N.Y.)
5 Top of the World Classic, Fairbanks, AK
6 Puerto Rico Shootout, Bayamone, Puerto Rico
7 United Airlines Tip-Off Classic, Honolulu, Hawaii
8 Great Eight, Chicago, Ill.
9 Food Lion MVP Classic, Charlotte, N.C.
10 Arby's Hardwood Classic, Birmingham, Ala.
11 Delta Airlines Classic, Atlanta, Ga.
12 Pearl Harbor Classic, Honolulu, Hawaii
13 Puerto Rico Holiday Classic, San Juan, Puerto Rico
14 Golden Bear Classic, Oakland, Calif.
15 Jimmy V Classic, East Rutherford, N.J.
16 HIP Heath Plan Orange Bowl Basketball Classic, Miami, Fla.
17 Outrigger Hotels Rainbow Classic, Honolulu, Hawaii


This Is UK

The University of Kentucky... A Tradition of Excellence

The University of Kentucky was founded in 1865 as a land-grant institution, and the present name dates to 1916.

The campus in Lexington has 673 acres and is located just south of downtown. It consists of a graduate school, the University hospital and 16 colleges. The colleges are: allied health professions, architecture, arts and sciences, agriculture, business and economics, communications and information studies, dentistry, engineering, education, fine arts, human environmental sciences, law, medicine, nursing, pharmacy and social work. The graduate school offers 97 master's degree programs and 59 doctoral programs.

Enrollment on the campus in Lexington is more than 24,000 and includes students from every Kentucky county, every state, and more than 100 foreign countries. Full-time faculty numbers 1,796. Approximately 98 percent of the full-time faculty hold the highest possible degrees in their field. UK's faculty and staff attract more than $120 million annually in grants, gifts and contracts; and the University has been designated a Research University of the First Class by the Carnegie Foundation — one of just 59 such public universities in the country.

The University attracts excellent students. The number of National Merit Scholars entering UK consistently ranks among the top 20 public universities in the country. The average ACT score for first-year students is four points above the national average.



The number of UK alumni is more than 160,000. Private support from alumni and friends of the University exceeds $40 million annually.

The new William T. Young Library is a library of tomorrow for Kentuckians of today. The $58 million structure is a repository of knowledge as well as a symbol of the University's commitment to academic excellence. It is a building that appeals to the eye and the intellect.

"Public buildings, especially libraries, should be something above the ordinary," says President Charles T. Wethington Jr. "We wanted this building to make a statement about the importance of a library. I feel we have done that."

This library, he adds, is a symbol to the UK students and faculty, now and later, and to all Kentuckians that academic excellence is a top priority, and that the University "is committed to becoming one of the nation's top 20 public research universities."

In addition, UK maintains 23 research centers which conduct applied research in areas as diverse as tobacco and health, aging, cancer, toxicology, equine health, mineral production, manufacturing systems, and public policy.

Several excel in the services offered to the public. The Center for Manufacturing Systems has assisted more than 500 small and mid-sized industrial firms in Kentucky. The Gluck Equine Research Center is recognized as one of only two of its kind in the world, offering continuing research into diseases of the horse.

The UK College of Medicine is consistenly ranked among the top schools nationally in the quality of primary care training. The UK College of Pharmacy is ranked third in the country by U.S. News and World Report and is one of the few pharmacy schools in the country with the capability of developing a drug "from bench to bedside" due to its drug product evaluation unit.

The University is in the process of developing the Coldstream Research Campus, a 750-acre complex designed to attract high-tech companies desiring ties to the University. Negotiations are under way to execute leases with developers to construct several new commercial facilities on the research campus.

The University of Kentucky... A Tradition of Excellence







General Information

Location: Lexington, Ky.
Founded: 1865
Enrollment: 24,000 (Lexington campuses and medical center)
President: Charles T. Wethington Jr.
Chancellor, Lexington Campus: Elisabeth Zinser
Chancellor, Medical Center: James W. Holsinger
Vice-President/Management and Budget: Edward A. Carter
Vice-President/Fiscal Affairs: George DeBin
Vice-President/Information Systems: Eugene Williams
Vice-President/Research and Graduate Studies: Fitzgerald Bramwell
Vice-President/University Relations: Joe Burch
Vice-President/Administration: Ben Carr
Special Assistant to President/Academics: Juanita Fleming
Director of Public Relations: Lloyd Axelrod
Band Director: Rick Clary
Associate Band Director: George Boulden
Cheerleader Director: T. Lynn Williamson
Fight Song: "On, On, U of K"

The William T. Young Library... $58 Million Facility Opens its Doors



The massive William T. Young Library is the centerpiece of the UK campus. Memorial Coliseum and downtown Lexington are in the background.



One of many study rooms in the library. The library can accommodate approximately 4,000 students at any time.

The William T. Young Library... $58 Million Facility Opens its Doors



The William T. Young Library contains more than 37 miles of shelf space.



The interior of the library has an airy, open feel.

In addition to providing the finest in athletics facilities, the University of Kentucky also provides student-athletes with the best in academic facilities. The latest addition to the educational landscape at UK is the $58 million William T. Young Library, which opened earlier this year.

SIZE: The new library covers 365,350 square feet - the size of more than six football fields. The building is five stories high, plus a basement.

SHELF CAPACITY: If laid end-to-end, the bookshelf space would stretch 198,828 linear feet - that's more than 37 miles of shelf space. The shelves house 1.2 million books.

SEATING CAPACITY: The new library can seat more than 4,000 patrons at one time, a 355 percent increase over the old library. The seating on the fifth floor of the new library equals the capacity of the former library.

COMPUTER CONNECTIONS: Every study table and study carrel in the new library will have an electrical outlet and a computer jack connected to the university's computer system.

FLEXIBILITY: The library has a state-of-the-art electronic infrastructure that will enable UK to take full advantage of current and emerging technology. In addition, the five floors and basement of the structure are designed as open, flexible spaces, enabling the library to adapt its services and facilities to the ever-changing needs of UK students.

FINANCING: The athletics department has its own special investment in the new library. UK Athletics is providing $3,200,000 each year to pay for the $58 million building.

Lexington



The city of Lexington is surrounded by beautiful countryside and horse farms.

LEXINGTON FACTS:

LOCATION:
Within a day's drive of 75% of the U.S. population.

POPULATION:
Lexington-Fayette County – 235,236 (1993)
Metropolitan Area – 424,778

TIME ZONE: Eastern

AVERAGE TEMPERATURES: (F°)
Spring – 74° high, 34° low
Summer – 86° high, 61° low
Fall – 79° high, 36° low
Winter – 54° high, 23° low

ANNUAL PRECIPITATION: 45.7 inches

This is Lexington, home of the University of Kentucky. Located at the heart of Kentucky's famous scenic Bluegrass region, Lexington combines the excitement of a metropolitan area with the hospitality of a Southern hometown.

With a population of 235,000, Lexington's size makes for the perfect college environment for the University. The city provides a wide range of activities for UK students and their visiting friends and families. For example, among other activities, Lexington visitors can:

- play golf on championship courses;
- tour the world-famous horse farms or visit the Kentucky Horse Park;
- sample the city's night life at the numerous restaurants and music clubs;
- explore the beautiful countryside;
- enjoy horse racing at the Keeneland Race Course and Red Mile Track;
- visit the historic homes;
- cheer on numerous sporting events, including UK's 22 sports teams and Lexington's pro hockey team, the Kentucky Thoroughblades.

Thanksgiving through New Year's Eve is an especially beautiful time to visit Lexington, when the Horse Park's animated light display, "Southern Lights," warms the holiday season.

Lexington is a city to explore, from shopping and entertainment to one-of-a-kind restaurants and enjoyable accommodations — all within minutes of the UK campus.

The surrounding Bluegrass Region also has numerous tourist options: visit the Kentucky state capital in Frankfort; take a riverboat ride and revisit 19th-century America at the Shaker Village at Pleasant Hill; shop in Berea, the arts and crafts capital of Kentucky; see how bourbon is made at one of the area distilleries; or search for treasures from the past at one of 200 area antique shops.

Lexington residents and visitors to the area enjoy the hospitable, cosmopolitan environment. Lexington was rated as the 17th safest city in America, according to a 1995 report.

For more information on the entertainment opportunities in Lexington, call the Lexington Convention and Visitors Bureau at 1-800-845-3959.



Downtown Lexington at night with Rupp Arena to the right.

Kentucky

"If the United States can be called a body... then Kentucky can be called its heart."

— Jesse Stuart, Noted Kentucky Author



"My Old Kentucky Home" in Bardstown is a Kentucky landmark.

Though the above words were written by one of Kentucky's favorite sons, any one of the millions of visitors to the Bluegrass State each year might nod in agreement.

Kentucky embodies the very essence of America, from majestic mountains and forests to vast sparkling lakes, from rolling acres of farm and pastureland to the hustle and bustle of metropolitan centers. And around every turn in the road, Kentucky's colorful past, which helped shape our country's character, is preserved and maintained for all to enjoy. The result is a state so diverse in travel and recreational opportunities that one is hard-pressed to name its equal.

If asked to describe Kentucky, one word that quickly comes to mind is horses. The Bluegrass region of Lexington and central Kentucky is internationally recognized as the Horse Capital of the World. Lexington is at the heart of the Bluegrass and it preserves the romantic tradition of the horse farms and is the hub of the multi-billion dollar horse industry.

Kentucky also is a land steeped in the rich history of our nation. Legendary pioneer Daniel Boone laid out Kentucky's second settlement at Fort Boonesborough, and nearby, a hundred years later, the Shaker religious sect prospered at picturesque Shaker Village of Pleasant Hill.

Abraham Lincoln was born in Hodgenville (the one-room cabin is part of a National Historic Site). The plantation home that inspired Stephen Foster to write "My Old Kentucky Home" still stands at a state park of the same name. And the region that 200 years ago gave birth to one of Kentucky's most famous exports — bourbon whiskey — is dotted with world-famous distilleries.

KENTUCKY FACTS:

Kentucky is one of only four states in the nation designated as a commonwealth ... The state capital is Frankfort ... Kentucky has 40,395 square miles of land ... Population of the state is 3,827,000, according to the 1994 census ... The three largest cities in the state are Louisville, Lexington, and Owensboro ... The state bird is the cardinal ... The state flower is the goldenrod ... The state tree is the Kentucky Coffee Tree ... The state song is "My Old Kentucky Home" ... Kentucky has more miles of running water than any other state except Alaska ... Kentucky has 44 state parks which annually draw 15.8 million visitors ... Kentucky has the world's longest known cave system — Mammoth Cave — with over 300 miles of mapped passageways.



The Kentucky Derby – called "The Most Exciting Two Minutes in Sports" – is run each May at Louisville's Churchill Downs. Louisville is about a one-hour drive from Lexington.

Charles T. Wethington Jr., UK President

UK
UNIVERSITY OF KENTUCKY

University of Kentucky Board of Trustees

Ted Bates
Edward T. Breathitt
Nathan Brown
Paul W. Chellgren
Merwin Grayson, Jr.
John R. Guthrie
James F. Hardymon
Loys L. Mather
Robert P. Meriwether
Billy Joe Miles
Elissa Plattner
Steven S. Reed
Daniel R. Reedy
Frank Shoop
Marian Sims
W. Grady Stumbo
Martin Welenken
JoEtta Wickliffe
Billy B. Wilcoxson
Russ Williams

UK Athletics Association Board of Directors

1998-99
Virginia Atwood
L. D. Gorman
Robert G. Lawson
Ernesto Mansilla
William R. Markesbery
Everett McCorvey
Robert P. Meriwether
John J. Piecoro, Jr.
S. T. Roach
Joseph Schuler
William B. Sturgill
J. R. van Nagell, Jr.
Billy B. Wilcoxson

Ex-Officio Members
Charles T. Wethington Jr.
Jack C. Blanton
Joseph T. Burch
James M. Kuder
Todd Shadowen
Elisabeth A. Zinser



Charles T. Wethington Jr. was elected the 10th president of the University of Kentucky on September 18, 1990.

After earning his doctoral degree at the University of Kentucky, Wethington began his career in higher education in 1965 as a faculty member on the Lexington Campus of the University and two years later was named chief administrator of Maysville Community College. In 1971, he moved to Lexington as assistant vice president, becoming vice president of the Community College System in 1981.

In the University reorganization of 1982, he was named chancellor of the UK Community College System. In 1987 he was given university-wide responsibilities for public and governmental relations in addition to his community college role and was named Chancellor for the Community College System and University Relations.

The Kentucky native has been active on the national higher education scene. He has served as chair of the Southeastern Universities Research Association's Council of Presidents and as president of the Southeastern Conference.

He has been a member of the Executive Council of the Southern Association of Colleges and Schools' Commission on Colleges and served as its vice chairman. He has served as a member of the Board of Trustees of the Southern Association of Colleges and Schools and as a member of the Southern Growth Policies Board.

Wethington is a member of the Southern Regional Education Board, the Division I Board of Directors of the NCAA, and the Executive Committee of the NCAA.

Wethington is married to Judy Woodrow Wethington from Danville, Kentucky. They have a son, Kennan, and a daughter, Lisa.



C.M. Newton, UK Director of Athletics



The 1997-98 school year marked yet another year of achievement for C. M. Newton, Director of Athletics at the University of Kentucky.

As chairman of the NCAA Men's Basketball Tournament Committee, he had the pleasure of handing the 1998 championship trophy to Tubby Smith, Newton's hand-picked successor to Rick Pitino.

Hired on April 1, 1989, Newton had a lengthy, impressive list of credentials and brought a sparkling reputation for integrity at a crucial time in the history of UK athletics.

In accepting the position, Newton outlined his goals by saying, "I have a resolve to try very hard to continue that great tradition, and at the same time, to do it totally within the NCAA and SEC rules and not sacrifice the academic integrity of this University."

Newton's term of service has been marked by athletic and academic achievement, dedication to rules compliance, the addition of three sports, expansion of facilities, and growth in revenues in response to the increasing financial pressures of collegiate athletics.

Newton came to UK after an illustrious basketball coaching career. In his last two seasons (1988 and 89), he was named SEC Coach of the Year while leading Vanderbilt to a pair of NCAA Tournament appearances. He was also chosen the Kodak NABC District IV Coach of the Year in 1989. Newton was the head basketball coach and associate athletics director at Vanderbilt from 1982-89, compiling a 129-115 record. In 32 years of coaching at Transylvania, Alabama, and Vanderbilt, Newton compiled a 509-375 record. His Alabama teams won three consecutive Southeastern Conference championships.

Just as impressive was Newton's ability to produce winning teams that also possessed exceptional academic credentials. During Newton's tenure at Vanderbilt, 18 Commodores were named to the Academic All-SEC team, and all 21 of his seniors earned their diplomas.

Newton is highly regarded on the national level. He served 11 years on the board of directors of the National Association of Basketball Coaches. He worked six years on the NCAA Basketball Rules Committee, serving as chair of that elite group for five of those years. He was president of USA Basketball, the nation's governing body for all international basketball, from 1992-96. He is also a member of the prestigious NCAA Division I Basketball Committee and became chair of that group in 1997-98. He is a member (and former chair) of the NCAA Committee on Basketball Issues.

Newton is prominent in international basketball circles as well. Currently, he represents North America on the 14-member FIBA Central Board. FIBA is the governing body for international basketball. He is a member of the COPABA Executive Board, which oversees international basketball in North, Central, and South America.

Newton also has international coaching accomplishments. He served as team manager, a combination coaching and administrative position, on the 1984 U.S. Olympic team that won the gold medal. Indiana coach Bob Knight, who tabbed Newton for the Olympic staff, called him "the finest gentleman in our business." In 1983 and 1987, Newton took Vanderbilt to Taiwan to represent the U.S. in the R. William Jones Cup International Tournament, winning the gold medal in 1983 and the silver in 1987.

In 1997, Newton was given the John Bunn Award by the Naismith Basketball Hall of Fame. The award recognized Newton for his lifetime of contributions to the sport, and is the highest honor given by the Hall of Fame other than induction.

Newton began his coaching career at Transylvania in Lexington. Recommended for the job by Coach Rupp, Newton guided Transy to a 169-137 record in his 12 years at the helm despite the handicap of a limited scholarship program.

In 1969, once again with the backing of Rupp, Newton answered a call from Paul "Bear" Bryant to take on the challenge of building the downtrodden Alabama basketball program. During his 12-year tenure, Newton orchestrated a complete turnaround in the Crimson Tide's basketball fortunes, compiling a sparkling 211-123 record. In addition to the three SEC championships, Newton guided the Tide to two trips to the NCAA Tournament and four berths in the NIT. A satisfied Bryant once remarked "C.M. Newton is a winner, and that's important, but more than anything else, he wins or loses with class, and that's more important."

With few horizons left to conquer at Alabama, Newton resigned at the end of the 1980 season to accept a job as assistant commissioner of the SEC. A year later, when Vanderbilt athletics director Roy Kramer was searching for a coach of national stature to head the Commodore basketball program, Newton was the obvious man for the job.

Newton was born Feb. 2, 1930, in Rockwood, Tenn. He grew up in Ft. Lauderdale, Fla., where he was eventually named a charter member of that city's Sports Hall of Fame. After high school, Newton enrolled at UK on a basketball scholarship. He was a letterman on the Wildcats' 1951 national championship team. Also a standout baseball pitcher, Newton hurled in the New York Yankees' minor league system before entering college coaching.

Newton and his wife, Evelyn, have three grown children — son Martin, and daughters Deborah and Tracy — and five grandchildren.

The Newton File

FULL NAME: Charles Martin Newton

DATE OF BIRTH: February 2, 1930

PLACE OF BIRTH: Rockwood, Tenn.

EDUCATION: Kentucky, 1952 (Bachelor's) Kentucky, 1957 (Master's)

COLLEGE ATHLETIC CAREER: Lettered on UK's 1951 NCAA championship basketball team; Pitched for UK baseball team.

PROFESSIONAL ATHLETIC CAREER: Pitcher in New York Yankees' minor league system.

PROFESSIONAL POSITIONS: Head basketball coach, Transylvania University, 1956-68; Head basketball coach, University of Alabama, 1969-80; Assistant Commissioner, Southeastern Conference, 1980-81; Head basketball coach, Vanderbilt University, 1982-89; Director of Athletics, University of Kentucky, 1989-present.

COACHING ACHIEVEMENTS: Associated Press Southeastern Conference Coach of the Year 1972, '76, '88, '89; United Press International SEC Coach of the Year 1972, '78, '88; U.S. Olympic Basketball Team Assistant, 1984.

PROFESSIONAL ACHIEVEMENTS: Member of Board of Directors, National Association of Basketball Coaches (NABC), 1977-80, 1981-89; Chairman of NCAA Basketball Rules Committee, 1979-85; Vice President, USA Basketball, 1988-92; President, USA Basketball, 1992-1996; Chairman, USA Basketball Games Committee, 1988-1992; Member of NCAA Division I Basketball Committee, 1992-present; Chairman, NCAA Basketball Officiating Committee, 1992-1995. Member, FIBA Central Board, 1994-present.

FAMILY: Wife, Evelyn; Children, Deborah, Tracy and Martin; five grandchildren.

COACHING RECORD:

1956-68	Transylvania	169-137
1969-80	Alabama	211-123
1982-89	Vanderbilt	129-115
TOTALS	(32 seasons)	509-375

UKAA Administrative Staff



Larry Ivy

Senior Associate Director of Athletics

One needs only to look at the 1995 NCAA Convention to understand the high level of respect earned by Larry Ivy, Senior Associate Athletics Director at the University of Kentucky.

At the convention, Ivy was named the 1994 NCAA Business Manager of the Year. The award is the highest and most prestigious honor given by the College Athletic Business Managers of America (CABMA). The recipient of the annual award is selected by a vote of the CABMA membership from nominations submitted by more than 600 NCAA member institutions. The award serves as national recognition for Ivy's astute performance in managing the finances of the University of Kentucky Athletics Association (UKAA).

The talented Ivy, however, does much more in addition to his fiscal duties. As Senior Associate Athletics Director, Ivy serves in the absence of the Athletics Director in the day-to-day operation of the Athletics Association. He has daily responsibilities for the football and men's basketball programs as well as responsibility for operation of the ticket office, accounting, purchasing, data processing, facilities, maintenance, and grounds. In addition to those duties, Ivy is the game management director for all UK home football and basketball games. He has served as tournament manager for nine rounds of the NCAA Men's Basketball Tournament held in Lexington, including the 1985 Final Four, and for three Southeastern Conference Men's Basketball Tournaments. He currently serves as chair of SEC Men's Basketball Tournament Ticket Committee.

Now in his 22nd year with the Athletics Association, Ivy was named Senior Associate Athletics Director in 1993 after being promoted to Associate Athletics Director for Internal Affairs in 1989. He had served as Assistant AD for 13 years after joining the UKAA staff in 1976. Ivy came to the University of Kentucky in 1969 as Director of Student Housing, moving from the University of Alabama.

A native of Huntsville, Ala., Ivy earned his undergraduate degree (1967) and master's in business administration (1968) from the University of Alabama.

He is married to the former Dorene Manchester of Paducah, Ky. They have one daughter, Kim Ivy, and one son, Rob Manchester.



Kathleen DeBoer

Associate Director of Athletics/ Senior Women's Administrator

Kathleen DeBoer, who is in her 14th year at the University of Kentucky, was promoted to Associate Director of Athletics in 1993.

DeBoer is the director of the Athletics Association's Blue and White Fund and supervises the fundraising and development activities of the department. She has been instrumental in raising funds for UK's recently completed softball/soccer complex, and the expansion of the Ohio Casualty Center for Academic and Tutorial Services. DeBoer is also in charge of personnel matters for the Athletics Association and acts as the department liasion with Alumni Affairs and University Development.

In 1997, she was appointed as the Southeastern Conference representative to the NCAA Budget and Finance Cabinet, where she serves on the administrative committee and chairs the finance committee.

Prior to her promotion, DeBoer was the Assistant Athletics Director for UK's non-revenue sports and women's volleyball coach. In her nine seasons with the volleyball team, DeBoer led her Wildcats to an impressive 212-96 record, including three SEC titles, two SEC Tournament championships, and the 1991 National Invitational Volleyball Tournament Championship. DeBoer, the 1987 Tachikara National Coach of the Year, took UK to the Final Eight in 1987 and the NCAA Final 16 in 1988, 1990 and 1992. Several of her assistants moved on to head coaching positions at other Division I schools, including Mary Wise at Florida, Sharon Dingman at Butler, and Nona Richardson at Valparaiso.

DeBoer spent four seasons as volleyball coach at Ferris State prior to coming to UK, guiding the squad to a pair of Great Lakes Conference championships. She was an advisor to the 1996 U.S. Olympics Volleyball Team and chaired the search committee for the 2000 Olympic Games coach.

DeBoer is also active on the UK campus. She has served the honorary chair for the United Way campaign and is a popular speaker at conferences and awards programs.

DeBoer received her bachelor's degree from Michigan State in 1978 and her MBA from Kentucky in 1988.

She is married to Mark Pittman of Lexington.



Bob Bradley

Associate Director of Athletics/ Student Services

Bob Bradley was promoted to Associate Athletics Director in the summer of 1997.

As Assistant Athletics Director for Student Services for the past 20 years, Bradley has managed the daily operations of the Athletics Department's academic-athletics advising program.

During his tenure as Assistant Athletics Director, Bradley oversaw the opening of the Center for Academic and Tutorial Services (CATS) in 1981, the first academic center for student-athletes in the nation. Under Bradley's direction, many UK student-athletes have been honored for their academic achievements, both on conference and national levels. In 1989, UK won the College Football Association's (CFA) prestigious academic achievement award, given to the university with the highest graduation rate among its football players.

Bradley is a past president of the National Association of Academic Advisors for Athletics (N4A) and currently serves on the executive board of the National Consortium for Academics and Sports (NCAS), a division of the Center for the Study of Sport in Society. Bradley has twice been honored as "Academic Advisor of the Year," once in 1989 by the College Football Association and again in 1992 by the N4A.

Thanks to a one million dollar donation from the Ohio Casualty Group, UK opened a new academic center for student-athletes in 1998, continuing the University's national prominence as a university that places the student-athlete at the heart of the program. In addition, UK has been selected as a regional site for the National Consortium for Academics and Sports (NCAS). Bradley serves as the Director of the new NCAS Regional Office.

UKAA Administrative Staff

As Associate Athletics Director, Bradley will also supervise the career development program, develop a sports counseling program, implement life skills programs for student-athletes and assist in departmental fundraising activities.

Bradley is a former high school English teacher, counselor and coach. He and his wife Robin have an infant son, Rob.



Sandy Bell

Assistant Director of Athletics/Compliance

Sandy Bell was promoted to Assistant Athletics Director for Compliance in the summer of 1996.

As Asst. AD for Compliance, Bell is responsible for ensuring that University of Kentucky coaches and athletes adhere to National Collegiate Athletic Association and Southeastern Conference rules and regulations. Bell monitors recruitment, eligibility, financial aid, awards, and benefits. She also serves as UK's principal contact with the NCAA Initial Eligibility Clearinghouse.

In addition to her duties in athletics, Bell also served as the campus liaison to the NCAA Division I Certification Steering Committee that was completed in 1997.

Bell is in her ninth year with the UK Athletics Association. She joined the UK staff in 1989 as Compliance Coordinator. She was promoted to Director of Compliance in 1993 before being elevated to her present position.

Prior to coming to UK, Bell served as the Director of Guidance at Hendersonville (Tenn.) High School. She has taught algebra, geometry, and trigonometry at the high school and collegiate levels.

A native of Lexington, Bell received her bachelor's degree in mathematics from George Peabody College in Nashville and her master's degree in educational psychology from Middle Tennessee State University.

Sandy is married to Stuart Bell and has two daughters, Deana and Lori.



John Cropp

Assistant Director of Athletics/ Non-Revenue Sports

John Cropp is in his eighth year at the University of Kentucky and his 23rd overall involving collegiate athletics.

As Assistant Athletics Director for Non-Revenue Sports, Cropp oversees the administration of 15 of UK's 22 athletic teams. He assumed his current position in April, 1995, after having served previously as Assistant AD for Special Projects (1994-95), Athletics Recruiting Coordinator (1992-93), and Assistant Football Coach (1991).

For the first 22 years of Cropp's athletics career, he was involved in coaching football. His first head coaching position came at Tennessee High School in Bristol, Tenn. Cropp's squads compiled an impressive 48-15-3 record with two state AAA titles (1971-72) and the '72 mythical national championship.

Cropp returned to his alma mater, Vanderbilt, in 1973 as an assistant coach under Steve Sloan. He followed Sloan as an assistant to Texas Tech (1975-77), Ole Miss (1978-82) and Duke (1983). In 1984, Cropp returned to Vanderbilt under head coach George MacIntyre. He entered private business for two years (1986-87) before returning to Vanderbilt for a third time. Cropp served as Assistant Athletics Director for Compliance at Vanderbilt for three years before coming to Kentucky.

Cropp earned three varsity letters at Vanderbilt as a guard/linebacker. He received the Wade-Looney Memorial Award as a senior and graduated in 1961. He earned his Masters of Arts in teaching in 1962.

Cropp and his wife, Mary Ann, have two grown children, Karen and David.



Alvis Johnson

Assistant Director of Athletics/ Administration

Alvis Johnson became UK's Assistant Athletics Director for Administration on July 1, 1998.

Johnson's four primary duties include: planning, implementing, and monitoring student-athlete employment under the new guidelines approved by the NCAA; working with the student body to promote student attendance at all sports; supervising the use of the 40 suites that will be part of the Commonwealth Stadium expansion; and assisting with, and eventually assuming responsibility for, the administration of the athletics department's contract with Nike.

Johnson came to UK from Harrodsburg (Ky.) High School, where he handled multiple responsibilities as director of athletics, football head coach, track head coach, and social studies teacher from 1973-98. He had a 194-77 record as head football coach, compiling a winning percentage of 71.6 percent. His teams won several district and regional titles and were runners-up in three state championship games. Johnson's track teams won six state championships, were runners-up twice, and his individual performers won 48 state titles.

Johnson won numerous Coach of the Year honors, including state Coach of the Year in football and track. Among his many honors is the Distinguished Service Award for Amateur Football, given by the National Football Foundation and Hall of Fame in 1994.

In his work as athletics director, Johnson was highly active in national and state governing bodies. Among others, his extensive administrative experiences included being president of the Kentucky High School Athletics Association Board of Control; chairman of the KHSAA executive committee; member of the National Federation of State High School Associations Board of Control; president of the National Federation; and member of two NCAA/high school joint committees.

Johnson's classroom work also was recognized when he was a finalist for the National Teacher of the Year in 1996. Prior to his stint at Harrodsburg, Johnson taught and coached football, track, and wrestling for three years at Christian County (Ky.) High School. Johnson holds bachelor's and master's degrees from Western Kentucky University.

Alvis and his wife, Rosetta, have two sons on the UK football team - Derrick, a redshirt freshman defensive lineman; and Dennis, a freshman defensive end.



Kyle Moats

Assistant Director of Athletics/Marketing

As Assistant Athletics Director for Marketing, Moats is responsible for marketing, promotions, licensing, and corporate partnerships for the University of Kentucky Athletics Association.

UKAA Administrative Staff

Moats is in his 10th year at the UKAA. He joined the staff in 1989 as the first graduate assistant in UK's athletics administration. In 1991, he was promoted to Coordinator of Promotions and Special Events. In 1993, he was named Director of Marketing, Promotions, and Licensing and was promoted to Asst. AD for Marketing in 1996. Under Moats' guidance, licensing revenues for the University increased to $2.4 million in 1996-97 and are expected to approach $3.0 million when the final tallies for 1997-98 are available.

Moats also is actively involved in game management at many UK athletics events. He served as Tournament Manager for the 1996 and 1998 NCAA Men's Basketball Regional championships in Lexington.

A native of Dixon, Ill., Moats is a 1988 graduate of Southern Illinois with a bachelor's degree in physical education. He is a member of the National Association of Collegiate Marketing Administrators.

Moats and wife Leeann have two children, Kirk and Lauren.



Russ Pear

Assistant Director of Athletics/Facilities

Russ Pear was promoted to Assistant Athletics Director for Facilities in the summer of 1998.

Pear, entering his seventh year with the athletics department, was the Director of Intramurals from 1978-82 and then the Associate Director of Campus Recreation from 1982-92. He served as the Facilities Coordinator for the University of Kentucky Athletics Association from 1992-1998.

His responsibilities include supervision for planning, maintenance, renovation, future construction and operation of all UKAA facilities. Currently, he is overseeing the $24 million expansion and renovation of Commonwealth Stadium.

Pear has coordinated the construction of the Nutter Field House, soccer/softball stadium, the Hilary J. Boone tennis stadium, the Ohio Casualty Group Center for Academic and Tutorial Services and the renovation of the Shively track and field event areas.

Pear earned a bachelor's degree in education from Northern Illinois in 1976 and a master's degree in education from Colorado State in 1977.

Pear and his wife Kathy have two children — Leah (13) and Clay (10).



Rena Vicini

Assistant Director of Athletics/ Media Relations

Rena Vicini enters her 18th year with the University of Kentucky Athletics Association. She was named Assistant Athletics Director for Media Relations on June 11, 1993.

Vicini, a native of Lynch, directs all public relations efforts for UK's 22 varsity men's and women's sports. She had served as Associate Director for Communications at UK since July, 1991.

Through the years, Vicini has won numerous awards in publications contests sponsored by the College Sports Information Directors of America. In 1994, she authored a national-selling true crime book. She also taught a class at UK on sports media relations in the spring semester of 1996.

She worked as a sportswriter and reporter before joining the UK staff in 1981. Vicini, a 1977 graduate of Kentucky, worked as a reporter for the Harlan Daily Enterprise, as a sportswriter for the Louisville Courier-Journal, and as a sportswriter/ columnist for the Lexington Herald-Leader.

Vicini came to the UK Athletics Association in 1981 as Assistant Sports Information Director under then-SID Russell Rice. She had worked as Assistant SID until the promotion to Associate SID in 1991.



Frank Ham

Special Assistant to the Athletics Director

Frank Ham joined the University of Kentucky Athletics Association in 1968 and now works as Special Assistant to the Athletics Director. He handles requests from charitable organizations and assists with preparations for the annual Football Kickoff Banquet. In his tenure at UK, Ham has served in various positions, including a stint as assistant athletics director from 1975-86.

A native of Scranton, Pa., Ham graduated from Olivet College and did graduate work at Indiana University. He coached high school football and track in South Bend, Ind., before returning to Olivet as athletics director, head football coach, and head basketball coach from 1947-52. He entered private business in 1954 before returning to athletics in 1968.

Ham resides in Lexington and has two grown sons, Michael and Craig, and two grown daughters, Sue Ann and Jennifer.



Micki King

Special Assistant to the Athletics Director

Micki King enters her sixth year with the UK Athletics Association. Since being named Special Assistant to the Athletics Director in 1992, King has overseen the men's and women's swimming and diving teams, men's and women's tennis teams, rifle team, and cheerleading and pom squads.

A native of Pontiac, Mich., King served 26 years in the United States Air Force before retiring with the rank of colonel in 1992. During her years of service, King saw assignments in Michigan, California, Washington, Colorado, Kentucky, and Germany. In 1973, King was the first woman to teach physical education at a military academy when she served at the United States Air Force Academy in Colorado Springs.

Prior to her military service, King was an accomplished diver. She graduated from the University of Michigan in 1966, where she was coached by five-time U.S. Olympic coach Dick Kimball. King was the 1972 springboard diving Olympic gold medalist and also participated in the 1968 Summer Games, where she finished fourth. In her decorated career, King also competed in two Pan American Games and won international diving titles in 15 countries. She is an inductee in seven Halls of Fame, including the prestigious United States Olympic Hall of Fame.

After her diving career, King turned to coaching and served at the Air Force Academy from 1973-77 before taking a leave to work as a commentator for NBC Sports. King returned to the Academy in 1983 and was named assistant athletics director and diving coach. During this stint, she was named NCAA Division II coach of the year three times. Under King's tutelage, 11 divers were honored as All-Americans and two claimed national titles. In 1988, King traveled to the Seoul Games as a staff member of the U.S. Olympic diving team, and later served in the same capacity at the Centennial Olympic Games in Atlanta.

King resides in Lexington and has two children, Michelle and Kevin.

Kentucky Varsity Head Coaches



Jona Braden
Volleyball



Ian Collins
Men's Soccer



Gary Conelly
Men's/Women's Swimming



Dennis Emery
Men's Tennis



Bettie Lou Evans
Women's Golf



Mark Guilbeau
Women's Tennis

1997-98 UK Athletic Year

Team	Overall Record	SEC Record (Rank)	NCAA Finish (Rank)
Baseball	26-31	12-18 (3rd SEC East)	none
Basketball (W)	13-15	5-9 (8th)	none
Basketball (M)	35-4	14-2 (1st SEC)	NCAA Champions
Cross Country (W)	N/A	10th	none
Cross Country (M)	N/A	7th	none
Football	5-6	2-6	none
Golf (W)	N/A	11th	East Regional
Golf (M)	N/A	11th	none
Gymnastics	7-14	3-9 (5th)	5th NCAA Regional
Rifle	N/A	N/A	3rd NCAA
Soccer (W)	9-12-1	6-2 (3rd SEC East)	none
Soccer (M)	12-7-2	5-2-0 (2nd MAC)	none
Softball	19-39	6-18 (5th SEC East)	none
Swimming (W)	N/A	4th	21st NCAA
Swimming (M)	N/A	7th	24th NCAA
Tennis (W)	14-8	5-8 (8th)	NCAA Regional
Tennis (M)	20-8	8-4 (9th)	NCAA Regional
Indoor Track (W)	N/A	9th	49th NCAA
Indoor Track (M)	N/A	8th	60th NCAA
Outdoor Track (W)	N/A	9th	Individual qualifiers at NCAA meet
Outdoor Track (M)	N/A	9th	Individual qualifiers at NCAA meet
Volleyball	14-17	4-10 (5th SEC East)	none



Keith Madison
Baseball



Bernadette Mattox
Women's Basketball



Harry Mullins
Rifle



Hal Mumme
Football



Steve Smitha
Men's Golf



Don Weber
Track/Cross Country



Beth Kirchner
Softball



Warren Lipka
Women's Soccer



Leah Little
Gymnastics



Mike Lyden
Men's/Women's Diving

UKAA Support Staff



JANICE AUBREY
Staff Support Associate



D'ANN BLANKENSHIP
Staff Support Associate



DAVID BOYD
Computer Systems



SANDY BOYKEN
Assistant Marketing and Promotions Director



LISA BUCHANAN
Academic Counselor



JOHN BUTLER
Compliance Coordinator



TAMARA CALTON
Administrative Support Associate



SHEILA CHAPMAN
Assistant Ticket Manager



SUE CHILDERS
Staff Support Associate



DONNA COX
Administrative Support Associate



AMY CRAIGLOW
Academic Counselor



MARY ANN CROPP
Staff Support Associate



MELISSA DAWSON
Academic Skills Coordinator



BARBARA DENISTON
Dir. of Student Development



CAROL GIBSON
Senior Accountant



SUZANNE GOTT
Fieldhouse Manager



RITA GRIFFITH
Accounting Clerk



MIKE HALEY
Academic Counselor



J.R. HISLE
Accounting Manager



BARBARA ISHAM
Administrative Support Associate



J.J. JONES
Accounting Clerk



KAREN LILLY
Staff Support Associate



BETTY McCANN
Staff Support Associate



HILDY MARSHALL
Staff Support Associate



CAROL ANN MAUPIN
Accounting Clerk



JAMIE MOBERLY
Event Coordinator



SANDY MORGAN
Administrative Support Associate



QUINCY MURDOCK
Community Outreach Coordinator



PAT NEAT
Administrative Support Associate



LEE REEDY
Staff Support Associate



SUSAN RENAKER
Staff Support Associate



ANN SAMPSON
Staff Support Associate



JENNIFER STILES
Compliance Graduate Assistant



RODNEY STILES
Director Adminstrative Services



SANDEE WOODWORTH
Accounting Clerk



KEITH WEBSTER
Sr. Athletics Tr./Admin.


This is
UK Basketball

UK Pageantry



Blue and White

The University of Kentucky adopted blue and white as its official colors in 1892.

Originally, however, UK students had decided on blue and light yellow prior to the Kentucky-Centre College football game on December 19, 1891.

The shade of blue, which is close to a royal blue, was chosen when a student asked the question, "What color blue?"

At the time, Richard C. Stoll (who lettered in football at UK in 1889-94) pulled off his necktie and held it up. The students then adopted that particular shade of blue.

A year later, UK students officially dropped the light yellow color for white.



Wildcats Nickname

The official nickname for the University of Kentucky's athletics teams is "Wildcats." The nickname became synonymous with UK shortly after a 6-2 football victory over Illinois on Oct. 9, 1909, on the road.

Commandant Carbusier, then head of the military department at old State University (UK), told a group of students in a chapel service following the game that the Kentucky football team had "fought like Wildcats."

Later the name Wildcats became more and more popular among UK followers as well as with members of the media. As a result, the nickname was adopted by the University.

Wildcat Mascot

The Wildcat mascot originated during the 1976-77 academic year at UK. Gary Tanner was the original Wildcat, dancing

UK Pageantry







Senior Day introductions at UK.

and entertaining thousands of UK fans at Commonwealth Stadium and Rupp Arena during athletics events.

Today, the Wildcat mascot also attends several academic functions as well and generally serves as a friendly ambassador for the University.

In April 1994, former UK football Wildcat Brent Claiborne finished eighth nationally in the mascot division of the Universal Cheerleaders Association competition. Two years ago, Gavin Duerson was the runner-up for the award and last year he finished third.

Senior Day

Senior Day at Kentucky has become one of the most celebrated ceremonies in college basketball. Honoring its senior class, UK's event is one of the most elaborate and moving programs of its kind. The pregame



First in line for Midnight Madness—Wally Clark.

On, On UK . . .

The official fight song:

On, on, U of K, we are right

for the fight today,

Hold that ball and hit that line,

every Wildcat star will shine,

We'll fight, fight, fight,

for the blue and white,

As we roll to that goal, varsity,

And we'll kick, pass and run,

'til the battle is won,

And we'll bring

home the

victory.



UK fan Ashley Judd.

UK Pageantry





KENTUCKY CHEERLEADERS (L-R) **Front Row:** (sitting) Jeremy Kinder, Brooke Davis, Jamie Givens, Gavin Duerson (mascot), Cassie Tyson, Tim Passalalqua. **Middle Row:** (standing) Cassie Napier, Josh Jones, Keith Hodgson, Alaina Samples. **Back Row:** Brandy Compton, Chris Crabtree, Megan Jones, Tye Chastain, Kim Nottingham, Doug Stithem, Jomo Thompson, Holly Young, Bert Mullins, Tara Simmons.



KENTUCKY POM SQUAD (L-R) **Front Row:** Amy English, Jamie Ellis (captain), Kristen Seabaugh. **Middle Row:** Danielle Embry, Rebecca Ocampo, Mandy Adams, Casey Cook, Ann Gillespie, Cathy Agent, Kati Holloway, Ashley Ryan. **Back Row:** Melina Fariello, Amy Holbrook, Nadia Baisch, Sarah Francis, Brecke Stricker, Amy Barnes, Deatta Minter.

ceremony begins with player introductions. Once they have all burst through banners bearing their likenesses, their families join them at center court. Then the state song, My Old Kentucky Home, is sung as the home crowd bids farewell.

Midnight Madness

Also known as Big Blue Madness, the celebration of the first day of practice has become a countdown that begins at the end of the previous season for Wildcat fans. Elaborate themes, lighting and skits have entertained capacity crowds for 17 years.

When Midnight Madness started in 1982, it was called "Midnight Special." More than 8,500 fans attended that first event in Memorial Coliseum. Admission was somewhat easier then — those still arriving near the stroke of 12 a.m. had no problem getting a seat. The next year, more than 10,000 supporters arrived to watch a highly rated Kentucky team led by Sam Bowie, Melvin Turpin and Kenny Walker.

From those humble beginnings, Madness has become one of the most popular free tickets in town as hundreds of fans are turned away nearly every season.

Being "first in line" may have been made popular on the UK campus, where in 1994, a father and son combination of Robert and Ronald Vallandingham of New Albany, Ind., arrived on Oct. 10 — a full five days early. And yet, even the status of being first in line grew. In '96, Wally Clark of Lexington arrived on Sept. 10, a full 38 days before the event.

UK Cheerleaders

The University of Kentucky cheerleaders are a perfect complement to the Wildcats' championship-caliber basketball program.



UK Pageantry



The cheerleaders' unparalleled success spans the past 14 seasons, when they have won eight national championships, including the last four in a row. Unrivaled in competition, the athletic and jubilant group also has finished as national runners-up on four occasions. The squad holds the distinction of being the first to win back-to-back titles and now the first to win four consecutive championships. The group has won titles in the following seasons: 1985, 1987, 1988, 1992, 1995, 1996, 1997 and 1998.

Saleem Habash is in his third season as coach of the cheerleaders and T. Lynn Williamson is the cheerleader advisor. A total of 36 students comprise the squad, 14 of whom represent the school during the national finals.

UK Pom Squad

Reorganized in 1990, the UK Pom Squad performs at halftime of all home basketball and football games. Under the direction of former UK cheerleader Lisa Perkins Ely and assistant Heather Coleman, the Pom Squad finished eighth in the 1991 College Dance Team national championships in San Antonio and third in the 1994 competition in San Diego. The squad appeared nationally on ABC's Monday Night Football in 1996, performing during the game's opening with Hank Williams, Jr.

UK Pep Band

With more than 80 members, the University of Kentucky pep band is the largest in the nation. Clad in their recognizable blue and white striped shirts, the pep band is directed by Richard Clary and assistant director/show designer George Boulden. Performing at both home football and basketball games, the pep band has been named by Southern Living magazine as one of the "top 10 bands in the South."

Team Travel

"There can't be a better way to travel. We have first-class accommodations every where we go."

SCOTT PADGETT, SENIOR FORWARD



Nazr Mohammed, Saul Smith and Wayne Turner made new friends on the beach during UK's trip to Maui last Thanksgiving.

Last year alone, the Wildcats visited Maui, Phoenix, Chicago, Buffalo, Philadelphia, Atlanta, St. Petersburg and San Antonio. In the first three weeks of the season, UK traveled 11,495 miles, all on chartered aircraft.

Throughout the championship season of '98, UK played in front of more than 38,000 fans in Indianapolis, 25,000 in Atlanta, 41,000 twice in St. Petersburg and again in San Antonio. In all 39 games, 784,614 fans caught the Cats' title run in person.

The 1995-96 NCAA Champions visited Italy in August, 1995. The ancient Colosseum was one of the more popular stops on the 12-day tour.





Anthony Epps and Ryan Pitino fire up the snowmobile during UK's trip to the Great Alaska Shootout in 1996. Jamaal Magloire awaits his turn.

It Must Be Basketball Season...

When a team is as popular as the Kentucky Wildcats — voted the most popular team in college basketball the past three seasons — the squad is in demand across the country and across the world.

For example, the past three seasons, UK has visited Italy, Switzerland, Alaska, New York, San Francisco, Dallas, Salt Lake City, Hawaii and San Antonio. There are plans for another overseas trip in the summer of '99. Other UK teams have visited Japan, Australia, and Israel.

Ahh, Venice! Cameron Mills and Jeff Sheppard cruise through the wet streets of Venice, Italy, during the team's trip to the European country in 1995.



Team Travel

...Come Fly The Big Blue Skies

When star guard Jeff Sheppard graduated after a five-year stint that included a redshirt season, he had played college basketball all over the world. From Europe, to the Great White North, from the base of volcanoes to the desert oasis of the Great Southwest, from New York to California to Texas, Sheppard scored more than 1,000 points on 10-foot baskets all over the globe.

After concluding his career with the MVP trophy at the 1998 Final Four, Sheppard had scored points in 22 different states while playing in 134 games, winning two national championships, three NCAA Regional Tournament crowns, three SEC Tournament titles, and three SEC Championships.



Hundreds of fans greeted the team plane when it arrived in Lexington after the Cats won the 1996 National Championship. The team was hustled to Rupp Arena where 20,000 fans awaited.

Exhausting? Not hardly.

The Wildcats charter nearly every flight, using jet service provided by national airline companies and NBA teams. Whether it's the Charlotte Hornets' plane or the Washington Wizard's jet, the Wildcats travel in style on 40-passenger airlines furnished with first-class seats throughout.

But what else would one expect from a national championship program? It's unlimited mileage for a frequent-flyer program.

The Wildcats filed off the plane to a crowd of thousands after returning from the South Region tournament in 1998.





A crowd of nearly 6,000 were on hand at Blue Grass Airport upon the Cats' return from beating Duke in the '98 regional final.

Ohio Casualty Group Center for Academic and Tutorial Services – "CATS"

University of Kentucky athletics director C.M. Newton has made a commitment throughout his tenure to put the student-athlete at the heart of the program.

The cornerstone of that commitment lies in the academic success of the University's student-athletes. And at UK, that success stems from the resources within the Ohio Casualty Group's Center for Academic and Tutorial Services (CATS).

"One of the most attractive aspects of UK basketball is the academic support," Coach Orlando "Tubby" Smith said. "When we bring a young man into our program, we expect him to perform in the classroom first and on the hardwood second. CATS provides the resources and personnel to help us reach that goal from day one of their freshman year."

Smith understands the commitment the Center makes to each of his basketball players — he began his career as a high school teacher and coach in Maryland. In his first year as coach at UK, two players, Scott Padgett and Steve Masiello, earned Academic All-Southeastern Conference honors, while Nazr Mohammed was selected to the Athletics Director's honor roll at UK.

"If you take full advantage of the services provided here at UK, your grades will improve and the awards will follow," says Padgett. "The system is in place. All it takes is participation."

The center was first constructed in 1981 as the only academic support unit in college athletics. It's mission was simple – to enhance the student-athlete's academic standing, to assist them in meeting their degree requirements and to prepare them for life after college.

Over the past 18 years, the facility's services and needs have continued to grow. As a result, UK opened a new facility in Spring, 1998, thanks to a $1 million donation from the Ohio Casualty Group.



The CATS computer center houses 35 state-of-the-art computers. Tutors are on hand to assist the student-athletes each week.



Ohio Casualty Group Center for Academic and Tutorial Services – "CATS"



The CATS Center also provides a quiet study area for the student-athletes.

CATS also employs six graduate assistants and numerous tutors. UK has budgeted more than $1 million for the operation of CATS in the coming year.

"We are extremely proud of what we have accomplished in the academic arena," Bradley said. "The CATS program is focused on winning in the classroom. We look at each student-athlete's individual needs, set goals, and develop strategies to attain those goals. Our center provides our student-athletes with a definite advantage over student-athletes at many other institutions. Our goal is to show that we care about the student as well as the athlete."

The new $2.4 million facility, located in Memorial Coliseum, was dedicated on Sept. 18, 1998. It includes:

- 20,000 square feet of space, more than double the size of the former facility;
- a computer room housing 35 computers;
- a study area which accommodates 90-100 people;
- 24 tutoring rooms;
- a career development and life skills resource center;
- headquarters for a community outreach program;
- offices for an ever-growing staff.

Heading up the Center's staff is Associate Athletics Director for Student Services, Bob Bradley. Bradley was named National Academic Advisor of the Year in 1989 and '92.

His staff of nine people includes Barb Deniston, director of academic services, Mike Haley, Lisa Buchanan and Amy Craiglow, academic counselors, Melissa Dawson and LaVonna Floreal, academic skills coordinators, Mike Stone, executive assistant NCAS, and staff assistants Ann Sampson and D'Ann Blankenship.



UK President Charles Wethington Jr. presented Jeff Sheppard with the prestigious Sullivan Award last May at graduation ceremonies. The award is given to one male and one female student each school year and the recipients must possess "such characteristics of heart, mind and conduct as a result of a spirit of love for and helpfulness to other men and women."

The academics staff also prepares student-athletes for life after college with the Wildcat Career Development program. The program helps the student-athlete prepare for the future through a step-by-step process that includes:

- mentoring and internships, which help determine career interests;
- career counseling;
- resume writing; and
- forming a career plan.

The program also works closely with the University's Career Planning and Placement Center to provide additional assistance to the student-athletes.

UK Facilities



Memorial Coliseum still serves as the practice home for the Wildcats.

> "We have a state-of-the-art weight room and lockerroom and there is so much history in Memorial Coliseum. So many games have been won there, you can almost feel the greatness."
>
> SCOTT PADGETT

When C.M. Newton became UK's Athletics Director in 1989, he found the same Memorial Coliseum basketball lockerroom facilities that were used when he played for Coach Adolph Rupp in the 1950s. Same lockers, same shower heads and same chalkboard.

One of Newton's first priorities, therefore, was to modernize the basketball facilities. "It was obvious that we needed to upgrade Memorial Coliseum," Newton said. "Now we have a first-class support facility for our first-class program."

Newton and his staff raised more than $1 million in a matter of a week to renovate the north endzone of historical Memorial Coliseum. The result was impressive.

Kentucky's basketball home base includes state-of-the-art weight training facilities, a basketball lockerroom, players' lounge, team meeting room, and basketball and administrative office space. The two-story complex



Rupp Arena is an intimidating facility for opponents. UK has won 89.5% of its games (291-34) there.

UK Facilities

opened in February of 1990. Along with Joe B. Hall Wildcat Lodge, just a stone's throw from the Coliseum, and Rupp Arena, the UK basketball program claims the finest facilities in the nation.

UK's impressive list of athletics facilities includes the Coliseum, built in 1950 but still in tip-top shape. The Coliseum still serves as home to Kentucky's volleyball, gymnastics and women's basketball teams, as well as various campus-wide functions. The south side of the UK campus features a remodeled Shively Baseball Stadium, the Shively Track and Field complex, the E.J. Nutter Training Center, the Nutter Indoor Field House, Commonwealth Stadium, the Lancaster Aquatic Center, the Downing Outdoor Tennis Complex and the Hilary J. Boone Tennis Center.





The Wildcat Lodge opened in 1979. The basement has a recreation room with a pool table and a lounge. The rooms in Wildcat Lodge are spacious and comfortable.



The UK basketball team also utilizes the Lancaster Aquatics Center for conditioning.



The E.J. Nutter Fieldhouse has a six-lane track the Cats use for conditioning workouts.



"In my first game at Rupp Arena, we came out to warm-up and the place was empty. We came back out for the tip and I thought 'where did all these fans come from?' This is better than an NBA Arena."

WAYNE TURNER

Strength, Conditioning and Training

Kentucky Strength and Conditioning

The University of Kentucky basketball program continues to be a model for basketball teams, both collegiate and professional, in physical development of its student-athletes. The Wildcats pride themselves in being the most well-conditioned team in the country, a goal that begins with the school year and continues until the final horn in March.

"I have two goals in preparing our basketball players. First, I want them to be as strong and as healthy as possible in order to prevent injury," says Tommy Boyd, who enters his second season as strength and conditioning coach for the Wildcats. "Secondly, I want to position them to physically succeed at the highest level. Obviously, both of these goals work hand-in-hand."

To reach his goals with the UK student-athletes, Boyd utilizes the finest equipment available. The weight room, which was completed in 1990, houses free weights, Hammer Strength equipment (used by most NFL teams), Nautilus equipment, stationary bicycles, treadmills and stair machines.

Boyd and his staff also chart every workout for each individual to monitor performance levels on a daily basis. Boyd believes a championship effort in the strength conditioning means a championship effort on the court.

"Our ultimate goal is to be stronger than the opponent in the final 10 minutes of every game," he added. "Just look at the championship banners hanging here from the rafters. They are proof of what we can accomplish on the floor, but it starts right here before the first basket is even scored."



Trainer Dave Kindy gives daily attention to every Wildcat.



The equipment in the UK weight room is the "best of the best," according to strength and conditioning coach, Tom Boyd.

Athletic Training

Each year, injuries play a significant role with every college basketball team, and Kentucky is no different, having experienced severe injuries to two key players the past two years. In 1997, Derek Anderson suffered a torn ACL chasing down a loose ball midway through the season. In '98, Jeff Sheppard severely sprained his ankle in early March.

Many times, these type of injuries can end the season for the athletes. At Kentucky, the athletics training staff and physicians who work with the Wildcats on a daily basis provide the best care available. Anderson returned in six weeks and was cleared to play in the Final Four. Sheppard was back in action in six days and was named Final Four MVP just three weeks later.

"The majority of our time is spent preventing injuries from occurring," says David Kindy, who begins his first season as athletic trainer at UK after leaving Auburn. "But when an injury occurs, we'll use extensive rehabilitation to get our players back on the court as soon as possible."

The Wildcats also utilize a five-member staff of physicians, headed by team doctor David Caborn, and a variety of consultants covering every medical specialty. The basketball training facility, located in Memorial Coliseum, is complete with six tables for taping and treatment, muscle stimulation, ultrasound equipment, whirlpool therapy and examination rooms.

Added Kindy, "At Kentucky, we have the finest resources available — a superior medical center on campus, quality physician care and the necessary equipment needed to keep our athletes participating."

Blue and White Fund







Developed in 1973 by former Athletics Director Cliff Hagan, the Blue and White Fund's main purpose is to provide financial assistance to the UK Athletics programs, including scholarships for more than 300 student-athletes.

The Fund also helps underwrite costs associated with the nationally recognized Ohio Casualty Center for Academic and Tutorial Services (CATS). In addition, the Fund provides dollars necessary to upgrade the entire athletics physical plant and to plan for future projects.

Last year, more than $3 million was raised through the Blue and White Fund. Membership is open to anyone interested in helping UK student-athletes.

For more information on the Blue and White Fund, contact Kathy DeBoer at (606) 257-8000.





The Blue-White Fund has helped generate dollars for the new soccer and softball fields.

101/Alumni Association



ALUMNI OFFICERS/STAFF

1998-99 Officers

President: Robert F. Pickard ('57, '61), Nashville, Tenn.

President-elect: Robert E. Miller, Winchester

Treasurer: Sandy Bugie Patterson ('68)

Association Staff

Stan R. Key ('72)
Director

Liz Howard Demoran ('68, '76)
Associate Director/Editor

Beth Haendiges
Special Programs Coordinator

John Hoagland '89
System Coordinator

Kay Johnson '86
Assistant Editor

Brenda Bain
Linda Brumfield
Nancy Coomer
Will King
Charles Livingston
Mandy Long
Carolyn Rhorer
Sarah Seideman
Lee Zuhars

Offices

King Alumni House
400 Rose Street
Lexington, KY 40506-0119

(606) 257-8905
800-269-ALUM
Fax: (606) 323-1063

The Committee of 101

The University of Kentucky is served by a unique organization — the Committee of 101.

While many schools have elaborate booster groups that raise money for the various athletics programs, the Committee of 101 is a service-oriented group that makes no direct cash contribution to UK. The organization has the motto "Dedicated to the support of Kentucky basketball."

The group's activities extend to non-UK functions, including raising money for such charities as Cardinal Hill Hospital, Big Brothers/Big Sisters and the Bluegrass Boys' Ranch.

The most visible work of the Committee of 101 is ushering at Wildcats home football and basketball games, as well as events such as the SEC Tournament, regional and national championships, and state high school tournaments.

The Committee of 101 was born in 1966 when 101 employees of IBM's Lexington plant each gave 25 cents to send a telegram to Coach Adolph Rupp at every game the Wildcats played that season. From those modest beginnings, the club grew into the service organization it is today, which includes 300 members. Since membership is limited to that number, a waiting list is kept for people wishing to become involved. Persons wishing to join the Committee should write:

Committee of 101
P. O. Box 22
Lexington, KY 40501

Dues are only $10 per year, but each member is required to "roll up his sleeves and go to work," according to Committee president Van Florence.

"We consider ourselves a working organization," he says. "Any time manpower is needed in UK Athletics, we're there."

UK National Alumni Association

FRIEND-raising — that's what the University of Kentucky Alumni Association is all about. Through a variety of benefits and programs, the Association aims to build friendship among alumni and between the alumni and the university.

Among the most popular programs for alumni are area club gatherings and bus trips to Rupp Arena for Wildcats basketball games; the *Kentucky Alumnus* quarterly magazine; and membership availability at Spindletop Hall and the UK Faculty Club.

The Association also sponsors class reunions, Homecoming, overseas tours, UK library privileges, discounts on books published by the University Press of Kentucky, car rental and restaurant discounts, group rate insurance plans, plus many other benefits, along with the Hall of Distinguished Alumni recognition program.

Foremost among service programs are the job opportunities career bulletin, club scholarship awards, area admissions promotions, and the Association's encouragement of exceptional teaching through presentation of the annual "great teacher awards."

Membership dues support these and other Association programs. You can be an active part of this important work by becoming an alumni member if you have 12 credit hours from the university, or as an associate member. Dues are $30 annually. For more information about the privileges of membership, call or write the Association.



Adolph Rupp and his 1948-49 team admire UK's second consecutive NCAA title. UK celebrates the 50th anniversary of that championship this year.

Tradition

Kentucky Basketball Timeline

January, 1910
E. R. Sweetland signs a three-year pact as State's Director of Athletics and its first basketball coach.

March 1, 1921
Kentucky upsets Tulane, Mercer, Mississippi A & M and Georgia to win the first Southern Intercollegiate Athletic Association basketball championship. Hundreds of Wildcats fans await "play-by-play" via telegraph, and greet the team's train with a celebration and parade in downtown Lexington.



Rupp's first team, 1930-31.

March 23, 1930
A Freeport, Ill., high school coach named Adolph Rupp is named head basketball coach at the University of Kentucky.

Dec. 18, 1930
UK defeats Georgetown College, 67-19, for the first of Adolph Rupp's 876 victories.

Feb. 28, 1933
UK wins its first Southeastern Conference championship by defeating Mississippi State, 46-27, in the finals in Atlanta.



Carey Spicer was Adolph Rupp's first All-American, leading the '31 team to a 15-3 mark. The Wildcats' first home was Alumni Gym with a seating capacity of 2,800.

Spring, 1921
Basil Hayden becomes UK's first All-America basketball player.

Dec. 13, 1924
The Wildcats defeat Cincinnati in their first game in the new, 2,800-seat, $100,000 Alumni Gymnasium, considered by many to be a "white elephant."



Forest Sale

Feb. 17, 1934
UK establishes a national record with its 23rd consecutive win (47-27 over Vanderbilt). Near riots erupt as fans vie for seats in Alumni Gym.

Feb. 14, 1938
Joe Hagan's 48-foot shot with 12 seconds left lifts the Wildcats over Marquette, 35-33. After the game, Gov. A. B. "Happy" Chandler pounds a nail into the floor to mark the spot where the shot was taken.

Kentucky Basketball Timeline

March 20, 1941

After winning its sixth SEC championship, UK wins its first NCAA Tournament game, 46-44, over Illinois.

March 20, 1946

UK wins the National Invitation Tournament (NIT) with a 46-45 victory over Rhode Island.

March 23, 1948

Adolph Rupp's "Fabulous Five" wins UK's first NCAA championship, 58-42, over Baylor. The team is met in Lexington by 15,000 fans and given a parade on a fire truck.



Ralph Beard appeared on the cover of the very first Sports Illustrated in 1948.

Dec. 1, 1950

UK plays its first game in the new, $3.9 million, 11,500-seat Memorial Coliseum. Again, skeptics label the building a "white elephant."

March 27, 1951

UK wins its third NCAA title, defeating Kansas State, 68-58, in the finals in Minneapolis.



Ralph Beard soars for a lay-up against Tennessee in '48, Alex Groza dominates the Final Four and Wah Jones battles Bob Cousy of Holy Cross for a loose ball.

August 13, 1948

The U.S. Olympic basketball team, featuring Kentucky's Fabulous Five, wins the gold medal by defeating France, 64-21, at Wembley Stadium in London.

March 26, 1949

UK wins its second consecutive NCAA championship, defeating Oklahoma A&M 46-36 in Seattle.



Adolph Rupp and assistant Harry Lancaster coached the Wildcats to four NCAA titles.

Kentucky Basketball Timeline

1952-53
UK's season is suspended by the NCAA.

Dec. 5, 1953
Cawood Ledford broadcasts his first game as the radio "Voice of the Wildcats."

Jan. 8, 1955
Fans are stunned as Georgia Tech defeats UK, 59-58, in Memorial Coliseum, ending a 129-game home winning streak that still stands as a national record.



UK's 7-foot Bill Spivey was basketball's first true big man.

Dec. 7, 1957
What was then referred to as "the longest game in UK history" proves fruitful for the Wildcats as they defeat Temple 85-83 in three overtimes. Vernon Hatton scores UK's final six points to edge the Owls.

March 21, 1958
Vernon Hatton's layup with 17 seconds left pushes the Wildcats past Temple, 61-60, and into the NCAA championship game.



Bill Spivey was a defensive presence against Syracuse in 1951. John Crigler scored two as the Wildcats eliminated Temple in the '58 Final Four.



Rupp and the young Cliff Hagan.

March 22, 1958
UK wins its fourth NCAA title by defeating Seattle, 84-72, in Louisville. The "Fiddlin' Five" was led by Vernon Hatton's 30 points. The win gave Rupp his most coveted title, the one he vowed to win after the NCAA had suspended UK's 1953 season.

Kentucky Basketball Timeline

March 17, 1962

For the second straight year, UK is eliminated from the NCAA Tournament by Ohio State. The third-ranked Wildcats, the SEC co-champions, go down 74-64 to the Buckeyes to end a 23-3 season.

March 19, 1966

In one of the biggest upsets in NCAA Tournament history, top-ranked UK, featuring "Rupp's Runts," loses in the NCAA championship game, 72-65, to Texas Western.



Pat Riley and Louie Dampier pose with Adolph Rupp.

Jan. 27, 1968

At the time, it was believed that Adolph Rupp became college basketball's all-time winningest coach when the Wildcats overcame a record-setting 52-point performance by LSU's Pete Maravich to defeat the Tigers, 121-95. Years later, it was discovered that he had achieved that feat on Feb. 18, 1967, with a 103-74 win over Mississippi State.



Louie Dampier raced the "Runts" to a national semifinal victory over Duke and then prepared for the 1966 title game.



Texas Western upset UK in the 1966 championship.

Jan. 18, 1969

On the road against its oldest rival, UK became the first team in college basketball history to win 1,000 games, defeating Tennessee, 69-66.

June 9, 1969

Tom Payne, a seven-foot All-American from Louisville, becomes the first black player to sign with the University of Kentucky.

Feb. 28, 1970

Dan Issel becomes UK's first player to score 2,000 career points as UK defeats Vanderbilt, 90-86.

Kentucky Basketball Timeline

March 14, 1970
Dan Issel scores his 2,138th point, etching his name into the record book as UK's all-time leading scorer. The top-ranked Wildcats are upset by Jacksonville 106-100 in the NCAA Tournament.

March 18, 1972
Adolph Rupp coaches his last game at UK, a 73-54 loss to Florida State in the NCAA Tournament.



Dan Issel, UK's all-time leading scorer.

Nov. 27, 1976
UK defeats Wisconsin, 72-64, in the new, 23,000-seat, $53 million Rupp Arena.

Dec. 10, 1977
As top-ranked UK is defeating Kansas on "Adolph Rupp Night" in Allen Field House on Naismith Drive in Lawrence, Kansas, Rupp dies. Thousands would participate in the funeral procession in Lexington.



Coach Joe B. Hall filled the big shoes of Rupp, leading the '78 team to the national title with Mike Phillips in the post.

Dec. 2, 1972
Joe B. Hall coaches his first game as head coach at UK, a 75-66 win at Michigan State. UK goes on to win the SEC championship and finish 22-8 during Hall's inaugural season.

March 22, 1975
UK upsets undefeated Indiana in the Mideast Regional semifinals to earn a trip to the Final Four. Before the national championship game with UCLA, legendary coach John Wooden announces his retirement. The Bruins go on to defeat UK, 92-85, on March 31.

March 8, 1976
Jack Givens keys a late rally as UK outlasts Mississippi State, 94-93 in overtime, in the last game played at Memorial Coliseum.

March 21, 1976
UK wins its second NIT championship by defeating North Carolina-Charlotte, 71-67 in New York.



UK's #21, Jack Givens scored 41 points in the 1978 championship game against Duke.

Kentucky Basketball Timeline


The Boston Herald American
Tuesday, March 28, 1978

Sports

Financial/Classified

MORNING SCOREBOARD

NHL
Toronto 3, Los Angeles 0
NY Rangers 5, St. Louis 3

NBA
Cleveland 99, Golden State 88

INSIDE SPORTS

Complete results, standings, page 22

Regie Cleveland (left) is the latest disgruntled baseball player to find that the grass isn't always greener in the Sox' 9-4 audition win over the Blue Jons, Sox's first manager Don Zimmer re ce morning fists. 'I don't know how much more of it I can take,' he said. Details, page 23.

No misGivens—Kentucky wins title, 94-88

March 27, 1978

Jack "Goose" Givens scores 41 points as UK wins its fifth NCAA championship, 94-88, over Duke in St. Louis. More than 10,000 fans greet the team at Blue Grass Airport and 15,000 more celebrate at Memorial Coliseum.

Nov. 22, 1985

Eddie Sutton coaches his first game at Kentucky, a 77-58 win over Northwestern (La.) State.

March 10, 1989

Kentucky finishes the year with a 13-19 record, its first losing mark in 61 seasons.

March 19, 1989

In the wake of an NCAA investigation, Eddie Sutton resigns as UK basketball coach.

June, 1990

Rick Pitino makes history by naming Bernadette Locke, an assistant for the Georgia Lady Bulldogs basketball team, to his coaching staff at Kentucky.



Bernadette Locke Mattox



Sam Bowie helped UK to a Final Four in '84, Kenny Walker carried the Cats to an SEC crown in '86 and Rex Chapman ignited the Rupp Arena crowds in the late '80s.

March 26, 1983

In the first meeting between the schools in 24 years, Louisville defeats UK 80-68 in overtime to earn a trip to the Final Four.

March 31, 1984

Georgetown outscores UK 23-2 at the start of the second half to defeat the Wildcats 53-40 in the NCAA semifinal game.

March 22, 1985

Joe B. Hall announces his retirement as UK loses to St. John's, 86-70, in the NCAA West Regional in Denver.



All-American Kyle Macy guided UK to one NCAA title and two SEC crowns in his three seasons.

May 19, 1989

The NCAA places Kentucky's basketball program on probation.

June 2, 1989

Rick Pitino is named head basketball coach at Kentucky.

March 2, 1991

Before a crowd of 24,310 at Rupp Arena, Kentucky defeats Auburn 114-93 to claim the best record in the Southeastern Conference and end its two-year probation.

March 15, 1992

Eligible for postseason play for the first time in three years, Kentucky dominates Alabama, 80-54, to take its 16th SEC Tournament championship.

Kentucky Basketball Timeline

March 28, 1992

In what many called the "best NCAA Tournament game ever," Kentucky takes defending NCAA champion Duke into overtime in the East Regional finals in Philadelphia. A last-second shot by Christian Laettner sends Duke to the Final Four, and breaks the hearts of Wildcats fans everywhere. It is Cawood Ledford's last game as the "Voice of the Wildcats."

April 3, 1993

Kentucky faces Michigan in the NCAA semifinals, marking UK's 10th Final Four appearance. An 81-78 overtime loss to the Wolverines ended Kentucky's season at 30-4 and marked All-American Jamal Mashburn's last game in UK blue.



Cawood Ledford
"Voice of the Wildcats"

March 2, 1996

With a 101-63 victory over Vanderbilt in Rupp Arena on Senior Day, UK became the first team in 40 years to finish with a perfect record in the SEC, a 16-0 sweep. It was the Wildcats' 25th win in a row, tying the school record for consecutive wins in a season set in 1966. Two games later, they set the new record at 27 games.



Sean Woods gave UK the lead in the '92 thriller with Duke before Christian Laettner's winning basket. Jamal Mashburn accelerated Rick Pitino's rebuilding efforts that were capped with the '96 title.

Feb. 15, 1994

Trailing by 31 points with 15:34 remaining in the game at LSU, the Wildcats pull off a Mardi Gras miracle. Connecting on 11 three-pointers and outscoring the Bayou Bengals 62-27 during the final 15:34, UK storms back to a 99-95 victory – the greatest comeback in UK history.



Rick Pitino with "the Unforgettables"

April 1, 1996

After avenging an early season loss to UMass with a win in the NCAA semifinals two days before, UK squashed a late Syracuse rally to win its sixth national title, 76-67.

Kentucky Basketball Timeline

May 20, 1996

The championship squad made an official visit to the White House at the invitation of President Clinton. Tony Delk and Mark Pope award President Clinton and Vice President Al Gore with official UK jerseys.

March 31, 1997

Despite losing its star, Derek Anderson, to a knee injury on Jan. 18, UK returns to defend its NCAA title in the National Championship game, falling in overtime to Arizona, 84-79. It would be the final game with Rick Pitino as coach.



The Tubby Smith era opened with a win over Morehead State and its new coach Kyle Macy.

March 22, 1998

In one of the most anticipated matchups of the NCAA Tournament, UK roared back from a 17-point deficit with 9:38 remaining to defeat Duke, 86-84. The victory buried the nightmare of UK-Duke '92 and advanced the Wildcats to their third straight Final Four.

March 30, 1998

The "Comeback Cats" rallied from a 10-point halftime deficit to defeat Utah, 78-69, winning UK's second national title in three years, its seventh overall.



Ron Mercer nearly carried the Cats to a repeat in '97, Scott Padgett's shot buried Duke and the memories while Tubby Smith celebrated the '98 title.

May 6, 1997

Rick Pitino announced his resignation at Kentucky to take the challenge of rebuilding the NBA's most storied franchise, the Boston Celtics.

May 12, 1997

UK's director of athletics, C.M. Newton, introduced Orlando "Tubby" Smith as head coach.



Nov. 20, 1997

It was the dawning of an era when new head coaches Tubby Smith and Kyle Macy tipped off the season in Rupp Arena. Smith won his first game at UK, 88-49, over the former UK All-American and his Morehead State Eagles.

The Tubby Smith hiring.



10 mistakes to avoid with the new IRAs – Your Money, C1

The Courier-Journal

METRO

Kentucky 86, Duke 84

Laettner who? Wildcats settle the score, reach Final Four

How It Works: Spring allergies

Special thanks to Russell Rice, author of *Big Blue Machine*

National Exposure

CBS SPORTS ESPN ESPN2 Jefferson Pilot Sports

"When the word 'Kentucky' is spoken, it immediately evokes thoughts of a bouncing basketball. By its very nature, it epitomizes the best in the sport – seven national championships and the most victories on record. With that success comes national exposure, which includes nearly every game televised. The exposure each Wildcat receives is not just exposure as a college basketball player, it is as a basketball player at the University of Kentucky, the best college basketball has to offer."

– Joe B. Hall, Kentucky Basketball Coach (1973-85)















Top-Ranked Exposure

As a perennial top-10 program, the Kentucky Wildcats are televised from coast-to-coast on a regular basis. Nearly every game since 1991 has been televised — nationally, regionally or statewide. During the 1997-98 season, all but one of the Wildcats' games were televised either live or delayed, including the exhibition games. UK appeared on national television in 22 of its 39 games. Over the past 47 years, 447 Kentucky games have been broadcast either regionally or nationally, with the Wildcats owning a 328-119 (73.4%) record. Kentucky's first appearance on national television occurred on March 22, 1951, a 59-43 victory over St. John's in the NCAA Tournament.

University of Kentucky Basketball Museum

159

We're Tipping Off In February

But You Can Play Today.

Don't miss your chance to be a charter member of the UK Basketball Museum.

The Dream is now a reality. The long-anticipated University of Kentucky Basketball Museum will open its doors in February, 1999. This fitting tribute to UK players, coaches and fans will showcase nearly a century of Wildcat history.

Show your pride for UK Basketball by joining the museum. Show your exclusive "*Wild Card*" for museum admission plus other member benefits.

Join by March 31, 1999 and become a part of basketball history.



Individual Charter Membership $150.00

Benefits:
Personalized Membership Card
Collectible Limited Edition UK Print
Recognition in the Museum
One Year Unlimited Single Admission
Museum Newsletter
Discounted 20% Renewal Rate

Family Charter Membership $250.00

Benefits:
Personalized Membership Card
Collectible Limited Edition UK Print
Recognition in the Museum
One Year Unlimited Family Admission
Museum Newsletter
Discounted 20% Renewal Rate

Plus all charter members will receive notice regarding special activities and events and a one-time drawing for UK Basketball game tickets.

UK museum

410 West Vine Street Lexington, KY 40507

For more information, call
606-225-5670 or 800-269-1953

Kentucky Coaches through the Years

Since its beginning in 1903, the University of Kentucky basketball program has amassed 1,720 wins and only 529 losses (76.4% winning percentage).

These impressive numbers are very much a part of the tradition and glory that surround the Kentucky program. However, just as much a part of this tradition are the 20 men who have guided UK's basketball teams through 95 seasons. Records indicate the first of these men was W.W.H. Mustaine, who in 1903 called together some students, took up a collection totaling $3 for a ball and told them to start playing.

Since then, 19 other men have tried their hand at coaching the Cats, with the most successful coaches becoming the most well known. Adolph Rupp, who guided the Wildcats to 876 wins and four NCAA titles, is the second winningest coach in the nation. His record was finally broken by North Carolina's Dean Smith 25 years after his retirement in 1972.

With Joe B. Hall's title in 1978, Rick Pitino's crown in '96 and Tubby Smith's trophy last season, four UK coaches have led the Wildcats to NCAA championships. No other school in Division I college basketball can claim that distinction.



Joe B. Hall shares a laugh with former Governor A.B. "Happy" Chandler following Senior Day activities in the early 1980s.



Adolph Rupp poses with his four national championship trophies and All-American Cotton Nash.



Coach Adolph Rupp held the title of winningest coach in basketball for 30 seasons.



Tubby Smith had the most successful first season at UK of any former Wildcat coach, winning the NCAA title with a 35-4 record.



Eddie Sutton coached the Wildcats from 1986-89, winning more than 69% of his games. His best team was his first team, which finished 32-4.



Rick Pitino was the consummate teacher of the game. Here, he gives instruction to Ron Mercer during the 1997 Auburn game.

Kentucky Coaches through the Years



ADOLPH RUPP

UK Record: 876-190 (82.2%), 42 years
Alma Mater (Year): Kansas (1923)
Hometown: Halstead, Kan.
Born: Sept. 2, 1901 · Died: Dec. 11, 1977 (age 76)

A former UK Media Guide began, "In the storied land of Kentucky Colonels, there dwelled but one Baron, a man of consummate pride and a molder of powerful teams which for more than four decades made the name University of Kentucky synonymous with the game of basketball."

Tutored by the great Phog Allen at Kansas and a student of the game under Dr. James Naismith, Rupp learned his craft at an early age. After leaving the high school ranks in Freeport, Ill., to take the UK job in 1930, the "man in the brown suit" became the winningest coach in all of college basketball. He was an innovator of the fast break, a trademark of the Wildcats even today.

Rupp went on to become the winningest coach in his sport. He passed his mentor, Coach Allen, on March 12, 1966, with his 747th victory against Dayton in the Mideast Regional. He achieved the top ranking when he passed Western Kentucky's E.A. Diddle with victory No. 760 on Feb. 18, 1967, at Mississippi State.

Rupp finished with 876 wins when he retired in 1972, a mark that stood for 25 years until North Carolina's Dean Smith moved ahead during the 1997 season.

Among the many UK victories were four NCAA titles (1948, '49, '51 and '58), one Olympic Gold Medal (1948), one NIT Championship (1946), 27 Southeastern Conference titles and his Wildcats were voted No. 1 in the final polls on six different occasions.

Rupp coached some of America's best – Sale, Beard, Groza, Hagan, Ramsey, Cox, Hatton, Nash, Riley and Issel. Twenty-three of his Cats were voted All-Americans 35 times and 52 players were honored 91 times as All-SEC performers.

His teams were unmatched in league play, earning a 397-75 (84.1%) record against SEC competition. In the league's postseason tournament, Rupp's Wildcats were 57-6, winning 13 titles in 19 appearances.

Before the end of his 42-year career, the four-time National Coach of the Year was inducted into the Naismith Hall of Fame in 1969. Rupp also earned SEC Coach of the Year honors on seven occasions.



JOE B. HALL

UK Record: 297-100 (74.8%), 13 years · Overall Record: 373-156 (70.5%), 19 years
Alma Mater (Year): Kentucky (1955)
Hometown: Cynthiana, Ky.
Born: Nov. 30, 1928

Joe B. Hall, who grew up just 20 minutes north of the University of Kentucky campus in Cynthiana, had the unenviable task of following the legendary Adolph Rupp, who was forced to retire at age 70. But Hall, the former Rupp assistant, met the challenge head on, coaching three teams to the Final Four (1975, '78 and '84) and winning the 1978 NCAA Championship, the school's fifth title and first in 20 seasons.

Hall began his association with Kentucky as a student-athlete during the Fabulous Five era. He played one year of junior varsity and one year of varsity basketball before transferring to the University of the South in Sewanee, Tenn., where he finished his eligibility and set a single-game scoring record. Following his college career, Hall toured Europe with the Harlem Globetrotters in 1951, but later returned to UK and completed his degree requirements.

His coaching career began at Shepherdsville (Ky.) High School in 1956. It continued on to Regis College in Denver, where he spent five years (57-50 record), and Central Missouri State, where he recorded a 19-6 mark in one season before returning to UK as an assistant to Rupp on July 1, 1965.

As the UK head coach, Hall won National Coach of the Year honors in 1978 and four SEC Coach of the Year awards. He had seven players win All-America honors 11 times and nine Wildcats were voted All-SEC on 18 occasions.

Hall's squads recorded a 172-62 (73.5%) record vs. SEC competition during the regular season, winning eight SEC titles in 13 seasons and one league tournament championship in six tries.

While Coach Rupp witnessed 37 of his players drafted by the NBA, Hall saw 23 players drafted during his 13-year tenure, five in the first round.

Retired, Hall still resides in Lexington.



EDDIE SUTTON

UK Record: 88-39 (69.3%), 4 years
Alma Mater (Year): Oklahoma A&M (1958)
Hometown: Bucklin, Kan.
Born: March 12, 1936

Known for his reputation of building teams from scratch, Eddie Sutton left Arkansas and came to Kentucky with the cupboard far from empty. With returning All-American Kenny Walker anchoring the paint, Sutton's first Wildcats team was his best, rolling to a 32-4 record in 1985-86 and a berth in the Elite Eight. His Wildcats were third in the final polls, finished 17-1 in SEC play and rolled to the school's 36th league championship. All this after most prognosticators picked the Cats for a third-place conference finish.

For UK's performance, Sutton was named National Coach of the Year and SEC Coach of the Year in 1986.

Sutton battled through the 1987 season, as injuries depleted the Wildcats' roster to only seven scholarship athletes. But in his third year, UK bolted to a 10-0 start with wins over Indiana and Louisville to earn a No. 1 ranking. The Cats were crowned SEC champs in both the regular season and postseason but fell to Villanova in the Southeast Regional final, 80-74.

Following the 1988 season, Sutton's reign came under siege as rules violations were discovered in the Kentucky basketball program. The embattled coach completed his UK career with a 13-19 record in 1989, the school's first losing season since 1927. He resigned his post following the season, and after leaving basketball for a year, returned to Oklahoma State where he is still head coach.



RICK PITINO

UK Record: 219-50 (81.4%), 8 years · Overall Record (College): 352-124 (73.9%) 15 years
Alma Mater (Year): Massachusetts (1974)
Hometown: New York, N.Y.
Born: Sept. 18, 1952

Promising to win right away, the 36-year-old coach from the New York Knicks took the challenge of rebuilding the Kentucky basketball dynasty and never quit until the job was complete eight years later.

Pitino came to UK with impressive credentials, having rebuilt Boston U., Providence and the Knicks. His first UK team, "Pitino's Bombinos," shocked the college basketball world by defeating Shaquille O'Neal, Chris Jackson and the No. 9-ranked LSU Tigers in Lexington en route to a surprising 14-14 record in 1989-90.

It was a glimpse into the future. The following year, UK finished with the best record in the SEC. Then in 1992, fresh off NCAA probation, the "Unforgettables" took eventual national champion Duke into overtime of the East Regional final before falling 104-103 in what many have labeled "the greatest college basketball game ever played."

In 1993, with Jamal Mashburn leading the charge, UK advanced to the Final Four for the first time in nine years, losing to Michigan in overtime. The next year, the Cats recorded the biggest road comeback in NCAA history – 31 points with 15:34 remaining – to defeat LSU, 99-95. After an Elite Eight finish in '95, Pitino's squad became the team to beat in '96. Highlights included the school's first league championship in 10 seasons, a 27-game win streak, a top-three ranking nearly the entire season, and the crowning jewel, the school's sixth NCAA title.

After a trip to the White House for a celebration with the President, UK lost four players to the NBA Draft. Pitino's task of defending the national championship became more difficult after star-guard Derek Anderson severely injured his knee during the season. But his Cats wouldn't fold, rolling to the title game before losing to Arizona in overtime.

Along the way, Pitino won five of six SEC Tournament Championships, two ECAC Holiday Classics, the Maui Invitational and the Great Alaska Shootout. He had a 104-28 record vs. SEC teams, winning two league crowns and an amazing 17-1 record in the SEC tourney.

He coached three All-Americans and eight All-SEC performers. The NBA drafted eight of his Wildcats, six in the first round, including three lottery picks.

Following the national runner-up trophy in 1997, the former point guard at UMass left UK for the challenge of rebuilding the NBA's Boston Celtics.

Kentucky Coaches through the Years



Joe B. Hall had the unenviable task of succeeding Coach Rupp. Yet, he won 297 games, an NIT title and an NCAA title.



The animated Rick Pitino coached nearly every dribble of the game. During his tenure, he returned UK to national prominence.

National Coach of the Year

Adolph Rupp - 1959 (UPI)

Adolph Rupp - 1966 (UPI, USBWA)

Joe B. Hall - 1978 (Kelloggs)

Eddie Sutton - 1986 (AP, NABC)

Rick Pitino - 1990 (*Basketball Times*)

Rick Pitino - 1987, '91 (*Sporting News*)

Tubby Smith - 1998 (*Basketball Weekly*)

Winged Foot Award

(Given annually since 1996 by the New York Athletic Club to the coach of the NCAA Champions)

Rick Pitino - 1996

Tubby Smith - 1998

Coaching Summary

Years at UK	Name	Tenure	Won	Lost	Pct.	Best Season
1903-09	W.W.H. Mustaine and Others	7	21	35	.375	
1910	E.R. Sweetland & R.E. Spahr	1	4	8	.333	
1911	H.J. Iddings	1	5	6	.454	5-6 in 1911
1912	E.R. Sweetland	1	9	0	1.000	9-0 in 1912
1913	J.J. Tigert	1	5	3	.625	5-3 in 1913
1914-15	Alpha Brumage	2	19	7	.731	12-2 in 1914
1916	J.J. Tigert (James Fark)	1	8	6	.571	8-6 in 1916
1917	J .J. Tigert (W.P. Tuttle)	1	4	6	.400	4-6 in 1917
1918	S.A. Boles	1	9	•2-1	.792	9-2-1 in 1918
1919	Andrew Gill	1	6	8	.428	6-8 in 1919
1920-24	George Buchheit	5	44	27	.619	13-1 in 1921
1925	C.O. Applegran	1	13	8	.619	13-8 in 1925
1926	Ray Eklund	1	15	3	.833	15-3 in 1926
1927	Basil Hayden	1	3	13	.187	3-13 in 1927
1929-30	John Mauer	3	40	14	.740	16-3 in 1930
1931-72	Adolph Rupp	+42	876	190	.822	25-0 in 1954
1973-85	Joe B. Hall	13	297	100	.748	30-2 in 1975
1986-89	Eddie Sutton	4	≠ 88	39	.693	32-4 in 1986
1990-97	Rick Pitino	8	219	50	.814	34-2 in 1996
1998	Orlando "Tubby" Smith	1	35	4	.897	35-4 in 1998

20 Coaches In 95 Seasons
Games Won 1720, Lost 529, Tied 1

• Unique tie game resulted from scorer's error discovered after game.
+ No schedule played in 1953— Rupp's record for 41 seasons. Five wins in 1966 International Universities Tournament in Israel not included in team totals.
«Basketball at UK reportedly started when W.W.H. Mustaine called together some students, took up a collection totaling $3 for a ball and told them to start playing. There was no official coach from 1903 until 1910. Managers ran the team.
≠ Three games from 1988 NCAA Tournament vacated by decree of NCAA.

Coach Adolph Rupp diagrammed plays to his team en route to his first NCAA Championship in 1948.



Southeastern Conference Coach of the Year

	ASSOCIATED PRESS	UPI	COACHES
Adolph Rupp	1964, 1966, 1968, 1969, 1970	1968, 1969, 1970, 1971	1964, 1966, 1968, 1969, 1970, 1971, 197
Joe B. Hall	1975		1973, 1975, 1978, 1983
Eddie Sutton	1986	1986	
Rick Pitino	1991, 1996	1990	1996
Tubby Smith	1998		

UPI discontinued naming Coach of the Year

Kentucky Assistant Coaches – 1931-1999

ASSISTANT COACHES DIRECTORY

Name	Year(s)
Jim Andrews	1977 (S.A.)
Mike Atkinson	1992
Doug Barnes	1986-87
Winston Bennett	1995-97
Wayne Breeden	1984-85 (G.A.), 1986-87
Delray Brooks	1994-97
Dwane Casey	1987-89
W. Gale Catlett	1972
Bob Chambers	1981(Part time), 1982-83
Dan Chandler	1959
Cecil Combs	1931
Rudy Davalos	1963 (G.A.)
Joe Dean, Jr.	1978-83
James Dickey	1986-1989
Jim Dinwiddie	1974 (G.A.)
Billy Donovan	1990 (G.A.), 1991-94
Jimmy Dykes	1988-89
Ray Edelman	1975 (G.A.)
George Felton	1998-99
Shawn Finney	1998-99
Elmer Gilb	1946 (Part time)
Lyman Ginger	1945 (V.A.)
Boyd Grant	1973-74
Jerry Gray	1962 (G.A.)
Joe B. Hall	1966-72
Leonard Hamilton	1975-1986
Roger Harden	1988 (S.A.)
Jim Hatfield	1973 (G.A.) 1974, 1984-85
Doug Hines	1961
Lake Kelly	1984-85
Harry Lancaster	1943-44 (Part time), 1947-68 (Assistant Coach), 1969 (Acting Athletics Director/Assistant Coach), 1981 (Volunteer Assistant Coach)
Jim Lankster	1980 (V.A.)
Ted Lenhardt	1961-62
Jim Long	1977
John Lykins	1965 (G.A.)
Bernadette Locke-Mattox	1991-94
Paul McBrayer	1935-43
Len Miller	1932-34
Ballard Moore	1963 (G.A.)
Lynn Nance	1975-76
Jim O'Brien	1995-97
Dick Parsons	1970-80
Gordy Parido	1982 (G.A.)
T.L. Plain	1970-1971
Birkette Pribble	1931
Frank Ramsey	1978 (S.A.)
Neil Reed	1963 (G.A.), 1964-65
Jeff Riley	1983 (V.A.)
Herb Sendek	1990-1993
Orlando "Tubby" Smith	1990-91
Mike Sutton	1998-99
Brock Touloukian	1989 (G.A.)
Ken Trivette	1973-74 (G.A.)
Ralph Willard	1990
Bill Wireman	1958 (F.C.)

S.A. – Student Assistant Coach
G.A. – Graduate Assistant Coach
F.C. – Freshman Coach
V.A. – Volunteer Assistant Coach

Note: *All are full-time assistant coaches unless otherwise noted*

YEAR-BY-YEAR ASSISTANT COACHES

(Since 1946)

ADOLPH RUPP ERA

1931 - Cecil Combs, Birkette Pribble
1932-34 - Len Miller
1935-43 - Paul McBrayer
1944 - Harry Lancaster
1945 - Lyman Ginger
1946 - Elmer Gilb
1947-57 - Harry Lancaster
1958 - Harry Lancaster, Bill Wireman
1959 - Harry Lancaster, Dan Chandler
1960 - Harry Lancaster
1961 - Harry Lancaster, Doug Hines, Ted Lenhardt
1962 - Harry Lancaster, Ted Lenhardt, Jerry Gray
1963 - Harry Lancaster, Rudy Davalos, Ballard Moore, Neil Reed
1964 - Harry Lancaster, Neil Reed
1965 - Harry Lancaster, Neil Reed, John Lykins
1966 - Harry Lancaster, Joe B. Hall
1967 - Harry Lancaster, Joe B. Hall
1968 - Harry Lancaster, Joe B. Hall
1969 - Harry Lancaster, Joe B. Hall
1970 - Joe B. Hall, T.L. Plain, Dick Parsons
1971 - Joe B. Hall, T.L. Plain, Dick Parsons
1972 - Joe B. Hall, W. Gale Catlett, Dick Parsons

JOE B. HALL ERA

1973 - Dick Parsons, Boyd Grant, Jim Hatfield, Ken Trivette
1974 - Dick Parsons, Boyd Grant, Jim Hatfield, Jim Dinwiddie, Ken Trivette
1975 - Dick Parsons, Leonard Hamilton, Lynn Nance, Ray Edelman
1976 - Dick Parsons, Leonard Hamilton, Lynn Nance
1977 - Dick Parsons, Leonard Hamilton, Jim Long, Jim Andrews
1978 - Dick Parsons, Leonard Hamilton, Joe Dean Jr., Frank Ramsey
1979 - Dick Parsons, Leonard Hamilton, Joe Dean Jr.
1980 - Dick Parsons, Leonard Hamilton, Joe Dean Jr., Jim Lankster
1981 - Leonard Hamilton, Joe Dean Jr., Bob Chambers, Harry Lancaster
1982 - Leonard Hamilton, Joe Dean Jr., Bob Chambers, Gordy Parido
1983 - Leonard Hamilton, Joe Dean Jr., Bob Chambers, Jeff Riley
1984 - Leonard Hamilton, Jim Hatfield, Lake Kelly, Wayne Breeden
1985 - Leonard Hamilton, Jim Hatfield, Lake Kelly

EDDIE SUTTON ERA

1986 - Leonard Hamilton, James Dickey, Doug Barnes, Wayne Breeden
1987 - James Dickey, Dwane Casey, Doug Barnes, Wayne Breeden
1988 - James Dickey, Dwane Casey, Jimmy Dykes, Roger Harden
1989 - James Dickey, Dwane Casey, Jimmy Dykes, Brock Touloukian

RICK PITINO ERA

1990 - Ralph Willard, Herb Sendek, Orlando "Tubby" Smith, Billy Donovan
1991 - Orlando "Tubby" Smith, Herb Sendek, Billy Donovan, Bernadette Locke
1992 - Herb Sendek, Billy Donovan, Bernadette Locke-Mattox, Mike Atkinson
1993 - Herb Sendek, Billy Donovan, Bernadette Locke-Mattox
1994 - Billy Donovan, Delray Brooks, Bernadette Locke-Mattox
1995 - Jim O'Brien, Delray Brooks, Winston Bennett
1996 - Jim O'Brien, Delray Brooks, Winston Bennett
1997 - Jim O'Brien, Delray Brooks, Winston Bennett

TUBBY SMITH ERA

1998-99 - George Felton, Shawn Finney, Mike Sutton



Harry Lancaster served as Adolph Rupp's full-time assistant for 22 years.



Leonard Hamilton worked for Joe B. Hall for 11 seasons. He is now head coach at Miami (Fla.)



Herb Sendek spent four years at UK as an assistant for Rick Pitino and is now in his third season as head coach at N.C. State.

Helms National Championship

1933 Helms National Champions



FRONT ROW: Biggerstaff, Settle, Gates, Nugent, Tucker, Jackson, Lawrence.
MIDDLE ROW: Coach Rupp, Boles, Kercheval, Davis, Johnson, Darby, Mann, Asst. Coach Miller.
BACK ROW: Blair, Davis, Morris, Sale, DeMoisey, Yates, Kreuter, Maxson.

1954 Helms National Champions



FRONT ROW: Coach Adolph Rupp, Linville Puckett, Jess Curry, Gayle Rose, Clay Evans, Willie Rouse, Dan Chandler, Pete Grigsby, and Assistant Coach Harry Lancaster.
BACK ROW: Student Manager Mike Dolan, Hugh Coy, Cliff Hagan, Lou Tsioropoulos, Jerry Bird, Phil Grawemeyer, Harold Hurst, Bill Bibb, Frank Ramsey, and Bill Evans.

The Helms Athletic Foundation

Founded in Los Angeles in the mid-1930s by Bill Schroader and Paul Helms, the Helms Foundation researched records to rank the nation's top teams dating back to 1901. From 1939, when the NCAA Tournament started, the Helms and NCAA champions were the same, except for 1939-40-44-54. In addition to its NCAA championship years of 1948, '49, '51, '58, '78, '96 and '98, Kentucky was named the Helms National Champion in 1933 (20-3) and 1954 (25-0).

Kentucky players Forest Sale (1933) and Leroy Edwards (1935) were named Helms National Players of the Year.

Helms National Players of the Year



Forest Sale, 1933



Leroy Edwards, 1935

1947-48 National Champions

Kentucky 58, Baylor 42
March 23, 1948 · New York

Alex Groza and Ralph Beard combined for 26 points and the Wildcats' defense held the Bears to 16 first-half points to capture UK's first NCAA title.

The title victory enabled the Wildcats to become only the second team ever to win both the NIT and NCAA titles. UK, which finished the season at 34-2, won the NIT title in 1946.



Paced by Groza and Beard, the Wildcats turned a 29-16 halftime lead into a 44-28 bulge midway through the second half. After Baylor rallied to cut the lead to 11, UK put the game out of reach as Wallace "Wah Wah" Jones scored four points to give the Wildcats a 15-point lead.

In addition to Groza and Beard, the Wildcats also got nine points apiece from Jones and Kenneth Rollins.

KENTUCKY

PLAYER	FG	FTM	FTA	PF	TP
Jones	4	1	1	3	9
Barker	2	1	3	4	5
Line	3	1	1	3	7
Groza	6	2	4	4	14
Holland	1	0	0	1	2
Beard	4	4	4	1	12
Rollins	3	3	5	3	9
Barnstable	0	0	1	0	0
TOTALS	23	12	19	19	58

BAYLOR

PLAYER	FG	FTM	FTA	PF	TP
Owen	2	1	2	0	5
DeWitt	3	2	4	3	8
Hickman	1	0	0	0	2
Pulley	0	1	1	0	1
Heathington	3	2	4	5	8
Preston	0	0	2	2	0
Johnson	3	4	7	5	10
Robinson	3	2	4	4	8
Brack	0	0	0	0	0
TOTALS	15	12	24	19	42

HALFTIME: UK 29, Baylor 16



FRONT ROW: Coach Rupp, Johnny Stough, Ralph Beard, Kenneth Rollins, Cliff Barker, Jr., Dale Barnstable, Asst. Coach Harry Lancaster. SECOND ROW: Manager Humzey Yessin, Garland Townes, Jim Jordan, Joe Holland, Alex Groza, Wallace Jones, Jim Line, Roger Day, Trainer Wilbert Bud Berger.

1948-49 National Champions

KENTUCKY

PLAYER	FG	FTM	FTA	PF	TP
Jones	1	1	3	3	3
Line	2	1	2	3	5
Groza	9	7	8	5	25
Beard	1	1	2	4	3
Barker	1	3	3	4	5
Barnstable	1	1	1	1	3
Hirsch	1	0	0	1	2
TOTALS	16	14	19	21	46

OKLAHOMA A&M

PLAYER	FG	FTM	FTA	PF	TP
Yates	1	0	0	1	2
Bradley	0	3	5	3	3
Harris	3	1	1	5	7
Parks	2	3	4	5	7
Shelton	3	6	7	4	12
Jaquet	0	1	2	0	1
McArthur	0	2	2	1	2
Pilgrim	0	2	2	1	2
Smith	0	0	0	1	0
TOTALS	9	18	23	21	36

HALFTIME: UK 25, Oklahoma A & M 20

Kentucky 46, Oklahoma A&M 36
March 26, 1949 · Seattle

Paced by Alex Groza's 25 points and a defense that limited the Aggies to a mere nine field goals, the Wildcats were crowned NCAA champions for the second straight year.

Groza, a unanimous selection as the "Player of the Tournament," scored more than twice as many points as any other player. A&M's Jack Shelton was the game's only other player to score in double figures. He finished with 12 points.



The Aggies, coached by Hank Iba, led 5-2, but the Wildcats scored seven straight points, five by Groza, and never trailed again as they took a 25-20 first-half lead.

UK extended the lead to 31-21 early in the second half and coasted the rest of the way.

FRONT ROW: Coach Rupp, Jim Line, Cliff Barker, John Stough, Ralph Beard, Joe Hall, Garland Townes and Assistant Coach Harry Lancaster. BACK ROW: Dale Barnstable, Walt Hirsch, Wallace Jones, Captain Alex Groza, Bob Henne, Roger Day and manager Humzey Yessin.



1950-51 National Champions

Kentucky 68, Kansas State 58
March 27, 1951 · Minneapolis

Bill Spivey scored 22 points and an ailing Cliff Hagan sparked the Wildcats to their third NCAA title.

With a squad consisting of only six healthy players — Walt Hirsch was ineligible and Hagan was plagued by an infected throat — the Wildcats hardly looked like championship material as Kansas State broke out to a 20-12 lead.



It was then that Rupp inserted the ailing Hagan. It was a move that may have proved the difference as the freshman forward sparked a rally that saw UK cut the Kansas State lead to 29-27 at the half.

Led by Hagan and Spivey, who dominated the boards, UK outscored Kansas State 41-29 in the second half to complete the come-from-behind victory.

KENTUCKY

PLAYER	FG	FTM	FTA	PF	TP
Whitaker	4	1	0	2	9
Linville	2	4	8	5	8
Spivey	9	4	6	2	22
Ramsey	4	1	3	5	9
Watson	3	2	4	3	8
Hagan	5	0	2	5	10
Tsioropoulos	1	0	0	1	2
Newton	0	0	0	0	0
TOTALS	28	12	23	23	68

KANSAS STATE

PLAYER	FG	FTM	FTA	PF	TP
Head	3	2	2	5	8
Stone	3	6	8	5	12
Hitch	6	1	1	5	13
Barrett	2	0	2	1	4
Iverson	3	1	2	3	7
Housey	2	0	0	3	4
Gibson	0	1	1	5	1
Upson	0	0	0	1	0
Knostman	1	1	2	1	3
Peck	2	0	1	1	4
Schuyler	1	0	1	1	2
TOTALS	23	12	20	31	58

HALFTIME: Kansas State 29, UK 27



STANDING: Frank Ramsey, Shelby Linville, Bill Spivey, Roger Layne, Lou Tsioropoulos, Read Morgan. SEATED: Coach Adolph Rupp, Cliff Hagan, C.M. Newton, Walt Hirsch, Paul Lansaw, Dwight Price & Assistant Coach Harry Lancaster. BOTTOM ROW: Lindle Castle, Lucian Whitaker, Bobby Watson, Guy Strong, T. Riddle.

1957-58 National Champions

KENTUCKY

PLAYER	FGM	FGA	FTM	FTA	REB	PF	TP
Crigler	5	12	4	7	14	4	14
Cox	10	23	4	4	16	3	24
Beck	0	1	0	1	3	4	0
A. Smith	2	8	3	5	6	4	7
Hatton	9	20	12	15	3	3	30
Mills	4	9	1	4	5	3	9
TOTALS	30	73	24	36	47	21	84

SEATTLE

PLAYER	FGM	FGA	FTM	FTA	REB	PF	TP
Prizzell	4	6	8	11	5	3	16
Brown	6	17	5	7	5	5	17
Baylor	9	32	7	9	19	4	25
Harney	2	5	0	1	1	1	4
Saunders	0	2	0	0	2	3	0
Ogorek	4	7	2	2	11	5	10
Plasecki	0	0	0	0	0	0	0
TOTALS	25	69	22	30	43	21	72

HALFTIME: Seattle 39, UK 36

Kentucky 84, Seattle 72
March 22, 1958 · Louisville

Senior Vernon Hatton scored 30 points and the Wildcats overcame a 25-point, 19-rebound performance by Elgin Baylor to capture their fourth NCAA championship.

Led by Hatton and Johnny Cox, who finished with 24 points, the Wildcats twice battled back from 11-point deficits to gain the victory.



Trailing for much of the game, UK grabbed its first lead with 6:08 left when Don Mills hit a hook shot to give the Wildcats a 61-60 lead. Moments later, Cox hit a jump shot to make it 63-60 and UK never trailed again.

John Crigler added 14 points and 14 rebounds for the victors. Mills and Adrian Smith finished with nine and seven points, respectively.

Aside from Baylor, Seattle received 17 points from Charley Brown and 16 from Jerry Frizzell.

Front Row: Coach Rupp, Adrian Smith, John Crigler, Ed Beck, Don Mills, Johnny Cox, Vernon Hatton, Assistant Coach Harry Lancaster. Second Row: Student Manager Jay Atkerson, Earl Adkins, Billy Smith, Phil Johnson, Bill Cassady, Lincoln Collinsworth and Harold Ross.



1977-78 National Champions

Kentucky 94, Duke 88
March 27, 1978 · St. Louis

Senior Jack Givens put on one of the finest individual performances in NCAA Championship history in leading the Wildcats past the Blue Devils.

With many Kentucky fans among the crowd of 18,271 chanting "Goose, Goose," Givens scored 41 points, three short of the record for a championship game, to help the Wildcats to their fifth NCAA title and first in 20 years.



Givens' dominance was clearly evident in the first half as he scored 23 points, including UK's last 16 of the half, to turn a 29-28 UK lead into a 45-38 cushion. It was a deficit from which the Blue Devils would not recover.

Overall, Givens made 18 of 27 field goal attempts, five of eight free throws and added eight rebounds and three assists.

KENTUCKY

PLAYER	MIN	FGM	FGA	FTM	FTA	REB	A	PF	TP
Givens	37	18	27	5	8	8	3	4	41
Robey	32	8	11	4	6	11	0	2	20
Phillips	11	1	4	2	2	2	1	5	4
Macy	38	3	3	3	4	0	8	1	9
Claytor	24	3	5	2	4	0	3	2	8
Lee	20	4	8	0	0	4	2	4	8
Shidler	16	1	5	0	1	1	3	3	2
Aleksinas	1	0	0	0	0	0	0	1	0
Williams	10	1	3	0	0	4	0	2	2
Cowan	8	0	2	0	0	2	0	1	0
Stephens	1	0	0	0	0	0	0	0	0
Courts	1	0	0	0	0	0	0	0	0
Gettelfinger	1	0	0	0	0	0	0	0	0
Casey	1	0	0	0	0	0	0	1	0
Team						0			
TOTALS	200	39	68	16	25	32	20	26	94

DUKE

PLAYER	MIN	FGM	FGA	FTM	FTA	REB	A	PF	TP
Banks	37	6	12	10	12	8	2	2	22
Dennard	30	5	7	0	0	8	2	5	12
Gminski	37	6	16	8	8	12	2	3	20
Harrell	24	2	2	0	0	0	1	3	4
Spanarkel	40	8	16	5	6	2	3	4	21
Suddath	9	1	3	2	3	2	0	1	2
Bender	17	1	2	5	5	1	4	3	7
Goetsch	6	0	1	0	0	1	0	1	0
Team						0			
TOTALS	200	29	59	30	34	35	14	22	88

Technicals — Duke bench. Att. — 18,271.

HALFTIME: UK 45, Duke 38



FRONT ROW: Coach Joe Hall, Jay Shidler, Dwane Casey, Kyle Macy, Jack Givens, Tim Stephens, Chris Gettelfinger, Truman Claytor and Assistant Coach Dick Parsons. SECOND ROW: Assistant Trainer Walt McCombs, Manager Don Sullivan, LaVon Williams, Scott Courts, Mike Phillips, Rick Robey, Chuck Aleksinas, Fred Cowan, James Lee, Assistant Coach Leonard Hamilton and Assistant Coach Joe Dean Jr.

AP & UPI Champions

1951-52 · AP & UPI Champions



FRONT ROW: Coach Adolph Rupp, Gayle Rose, Bill Evans, Bobby Watson, Lucian Whitaker, Willie Rouse, Manager Bobby Moore. BACK ROW: Gene Neff, Cliff Hagan, Shelby Linville, Ronald Clark, Lou Tsioropoulos, Frank Ramsey and James Flynn.

1953-54 · AP Champions · Undefeated 25-0



FRONT ROW: Coach Adolph Rupp, Linville Puckett, Jess Curry, Gayle Rose, Clay Evans, Willie Rouse, Dan Chandler, Pete Grigsby, Assistant Coach Harry Lancaster. BACK ROW: Student Manager Mike Dolan, Hugh Coy, Cliff Hagan, Lou Tsioropoulos, Jerry Bird, Phil Grawemeyer, Harold Hurst, Bill Bibb, Frank Ramsey and Bill Evans.

AP & UPI Champions

1965-66 · AP & UPI Champions



FRONT ROW: Coach Adolph Rupp, Gene Stewart, Pat Riley, Louie Dampier, Bob Tallent, Steve Clevenger, Jim LeMaster, Assistant Coach Harry Lancaster. BACK ROW: Tommy Porter, Gary Gamble, Tommy Kron, Cliff Berger, Larry Lentz, Brad Bounds, Thad Jaracz, Larry Conley and Student Manager Mike Herreld.

1969-70 · AP & UPI Champions



FRONT ROW: Coach Adolph Rupp, Dan Issel, Tom Parker, Bob McCowan, Larry Steele, Mike Pratt, Randy Nall, Assistant Coach Joe B. Hall. BACK ROW: Assistant Coach Dick Parsons, Trainer Claude Vaughan, Kent Hollenbeck, Jim Dinwiddie, Clint Wheeler, Art Laib, Randy Pool, Mark Soberberg, Stan Key, Terry Mills, Bill Busey, Assistant Coach T. L. Plain and Manager Doug Billips.

NIT Champions

1945-46 · NIT Champions



FRONT ROW: Manager Humzey Yessin, Muff Davis, Buddy Parker, Ralph Beard, Jack Parkinson, Bill Sturgill. BACK ROW: Trainer Frank Mann, Elmer Gilb, Jack Tingle, Kenton Campbell, Coach Adolph Rupp, Wallace Jones, Wilber Schu, Joe Holland.

1975-76 · NIT Champions



FRONT ROW: Coach Joe B. Hall, Reggie Warford, Dwane Casey, Pat Foschi, Larry Johnson, Joey Holland, Truman Claytor, Asst. Coach Dick Parsons. BACK ROW: Manager Tripp Ramsey, Asst. Coach Lynn Nance, Jack Givens, James Lee, Rick Robey, Dan Hall, Mike Phillips, Merion Haskins, Bob Fowler, Asst. Coach Leonard Hamilton, Assoc. Trainer Bobby Barton.

Teams of Tradition

The Fabulous Five

One frequently asked question tossed at basketball historians and sports authorities is, "Who were the 'Fabulous Five' of Kentucky?" The answer is Alex Groza (center), Ralph Beard and Kenny Rollins (guards), "Wah Wah" Jones and Cliff Barker (forwards). This famous 1947-48 team, captained by Rollins, won 36 and lost 3 while sweeping to Kentucky's first NCAA title. The Fabulous Five then went on to participate as a unit in the Olympic Games, helping the USA team capture the World Championship. Rollins graduated after the 1948 season, but the remaining four starters continued to play havoc with collegiate basketball and captured another NCAA title for Kentucky in 1949 with a record of 32-2.

During the 1997-98 season, UK honored the Fabulous Five on the 50th anniversary of the school's first NCAA Championship.



Rupp with the "Fabulous Five," Wallace "Wah Wah" Jones (27), Alex Groza (15), Cliff Barker (23), Ken Rollins (26) and Ralph Beard (12).

The Fiddlin' Five

Before the 1957-58 season began, Coach Adolph Rupp commented about the upcoming season, "They might be pretty good barnyard fiddlers, but we have a Carnegie Hall schedule, and it will take violinists to play that competition."

When the Wildcats became notorious for, as Rupp put it, "fiddlin' around and fiddlin' around then finally pulling it out at the end," the team was tagged with the nickname "The Fiddlin' Five."

The "Fiddlin' Five" became Rupp's fourth national championship team when it defeated Elgin Baylor and Seattle in the title game at Louisville's Freedom Hall, 84-72. After the game Rupp said, "Those boys certainly are not concert violinists, but they sure can fiddle."

Rupp's Runts

The 1965-66 UK team earned this nickname because the tallest man among the Wildcats starting five was guard Tommy Kron, at 6-5. Center Thad Jaracz, who worked his way into the starting lineup, was also 6-5, while forwards Larry Conley and Pat Riley were 6-4 and guard Louie Dampier was 6-0.

The team became one of Rupp's favorites during his long tenure at Kentucky. Before the season started, Rupp commented, "I honestly believe that man-for-man we just might have in the making a better team than we had in 1958, when we won the national championship."

The Runts did indeed turn out to be one of the outstanding teams in UK's glorious history, compiling a sparkling 27-2 record, but coming just one win shy of the NCAA title when upset by Texas Western (now UTEP) in the finals, 72-65.

During the 1990-91 season, UK honored Rupp's Runts on the silver anniversary of their NCAA runner-up season.



Rupp's Runts, with head coach Adolph Rupp, pose with the Mideast Regional trophy after defeating Michigan in 1966.

The Unforgettables

During the Coach Rick Pitino era, several of his teams adopted various nicknames — among them "Pitino's Bombinos" and "The Untouchables." But no team captured the hearts of Wildcat fans more than "The Unforgettables" of 1991-92.

After battling probation for two seasons, the '92 squad set out to make its presence felt in postseason play. Led by seniors Richie Farmer, Deron Feldhaus, John Pelphrey and Sean Woods, the Wildcats advanced all the way to the East Regional Championship to face Duke. In what many have labeled the "greatest college game ever played," Christian Laettner drained a shot at the overtime buzzer that kept UK out of the Final Four.

Athletics Director C.M. Newton summed up their accomplishments during a postseason ceremony in which the seniors' jerseys were retired, "Today, our program is back on top, due largely to four young men who persevered, who weathered the hard times, and who brought the good times back to Kentucky basketball. Their contributions to UK basketball cannot be measured in statistics or record books."



Coach Rick Pitino watches as 1991-92 seniors Sean Woods, John Pelphrey, Deron Feldhaus and Richie Farmer are honored at Rupp Arena.

Wildcat Lettermen



Jim Andrews



Scotty Baesler



Dickey Beal



Ralph Beard



Jeff Brassow

A

Allan Abramson (Mgr.) (44)
John Adams (63, 64, 65)
Don Adkins (63 64, 65)
Earl Adkins (55, 57, 58)
Paul Adkins (21, 22)
Marvin Akers (41, 42, 43)
Charles Alberts (25, 26)
Charles Aleksinas (78)
Ermal Allen (40, 41, 42)
Ed Allin (45)
Sean Alteri (Mgr.) (97)
Carl Althaus (43)
H.M. Amoss (04)
Derek Anderson (96, 97)
Dwight Anderson (79)
Milerd Anderson (34,35,36)
Jim Andrews (71, 72, 73)
Paul Andrews (84, 85, 86, 87)
Lee Andrus (03, 04)
Myron Anthony (98)
Phil Argento (67, 68, 69)
R.H. Arnett (04)
Jay Atkerson (Mgr.) (57, 58, 59)
Randy Azbill (Mgr.) (84, 85)

B

H.A. Babb (Mgr.) (11)
Adrian Back (42)
Stanley Baer (05, 06, 07)
Scotty Baesler (62, 63)
Mike Ballenger (82)
R.C. Barbee (06, 07, 09)
Cliff Barker (47, 48, 49)
Bill Barlow (43)
B. Barnett (11, 12, 13)
Dale Barnstable (47, 48, 49, 50)
Bobby Barton (Mgr.) (67)
Arthur Bash (18)
Dickey Beal (81, 82, 83, 84)
Ralph Beard (46, 47, 48, 49)
Bret Bearup (81, 83, 84, 85)
Todd Bearup (91)
Ed Beck (56, 57, 58)
Cecil Bell (31)
Winston Bennett (84, 85, 86, 88)
Cliff Berger (66, 67, 68)
Henry Besuden (26)
Bill Bibb (54)
Arthur Bicknell (40)
Doug Billips (Mgr.) (69, 70)
Jerry Bird (54, 55, 56)
James Blackmon (84, 85, 86, 87)
Crittenden Blair (34)
Harry Bliss (35)
Dave Bolen (Mgr.) (96, 97, 98)
Ralph Boren (24)
Brad Bounds (66, 67)
Sam Bowie (80, 81, 84)
Junior Braddy (90, 91, 92, 93)
Michael Bradley (98)
Bob Brannum (44, 47)
Jeff Brassow (90, 91, 93, 94)
D.P. Branson (05, 06)
Wayne Breeden (Mgr.) (83)
John Brewer (55, 56, 57)
Leo Brewer (08)
Melvin Brewer (41, 42, 43)
G.C. Bridges (10)
Jake Bronston (30, 31)
Dale Brown (92, 93)
Steve Bruce (87)
T.R. Bryant (05, 06, 07)
Nathanial Buis (44)
Carey Burchett (Mgr.) (34)
Carroll Burchett (60, 61, 62)
L.S. Burhham (19, 20, 22,23)
Bob Burrow (55, 56)
Bill Busey (68)
Kirk Byars (Mgr.) (63)
Leroy Byrd (84, 85, 86)

C

Gerry Calvert (55, 56, 57)
George Campbell (Mgr.) (35)
Kenton Campbell (45, 46)
Patrick Campbell (17, 18)
Burgess Carey (25, 26)
Ralph Carlisle (35, 36, 37)
Armiel Carman (Mgr.) (16)
Dwane Casey (76, 77, 78, 79)
Mike Casey (68, 69, 71)
Billy Ray Cassady (56, 57, 58)
J.S. Chambers (Mgr.) (09)
Rex Chapman (87, 88)
Truman Claytor (76, 77, 78, 79)
Steve Clevenger (66, 67, 68)
Marion Cluggish (38, 39, 40)
Bennie Coffman (59, 60)
Sid Cohen (59, 60)
L. Collinsworth (56, 57, 58)
Carl Combs (40)
Cecil Combs (28, 29, 30)
Charles Combs (38)
Larry Conley (64, 65, 66)
Jimmy Dan Conner (73, 74, 75)
Joe Coons (05)
Anthony Cooper (90)
Fred Cowan (78, 79, 80, 81)
Johnny Cox (57, 58, 59)
Hugh Coy (54)
John Crigler (56, 57, 58)
George Critz (64)
Larry Crosby (Mgr.) (65)
John S. Crosthwaite (10)
Albert Cummins (47)
Fred Curtis (37, 38, 39)

D

Louie Dampier (65, 66, 67)
Darrell Darby (31, 32, 33)
Howard Dardeen (59)
Ed Davender (85, 86, 87, 88)
Berkley Davis (34)
Bruce Davis (36)
Johnathon Davis (89, 90, 91)
Mulford Davis (43, 46, 47)
Robert Davis (37)
William Davis (33, 34)
David Deaton (Mgr.) (89)
Ted Deeken (62, 63, 64)
Claire Dees (27, 28, 29)
Tony Delk (93, 94, 95, 96)
John "Frenchy" DeMoisey (32, 33, 34)
Truitt DeMoisey (34)
Harry Denham (39)
Rodney Dent (93, 94)
Jim Dinwiddie (69, 70, 71)
J.A. Dishman (18, 19)
A.L. Dolan (06)
Mike Dolan (Mgr.) (52, 54)
Warfield Donohue (35, 36, 37)
H.H. Downing (08)
Pat Doyle (63)
Rick Drewitz (72, 73, 74)
Hunter Durham (Mgr.) (61, 62)
James Durham (45)

E

Ray Edelman (72, 73, 74)
Allen Edwards (95, 96, 97, 98)
Leroy Edwards (35)
Russell Ellington (35, 36)
LeRon Ellis (88, 89)
Randy Embry (63, 64, 65)
Kenneth England (41, 42)
Anthony Epps (94, 95, 96, 97)
Bill Evans (52, 54, 55)
Heshimu Evans (98)
William Evans (Mgr.) (42)
J.C. Everett (19, 20)

F

H.L. Farmer (12, 13)
Richie Farmer (89, 90, 91, 92)
Keith Farnsely (39, 40, 41)
John Farris (Mgr.) (92, 94, 95)
J.B. Faulconer (Mgr.) (39)
Allen Feldhaus (60, 61, 62)
Deron Feldhaus (89, 90, 91, 92)
John Ferguson (Mgr.) (71)
Fred Fest (23)
Garrett Fitzpatrick (Mgr.) (41)
George Fletcher (Mgr.) (80, 81)
Chigger Flynn (Mgr.) (56)
Mike Flynn (73, 74, 75)
Bob Fowler (76)
Travis Ford (92, 93, 94)
W.C. Fox (07, 08, 09)

G

J.H. Gaiser (10, 11, 12)
Gary Gamble (66, 67, 68)
Kenneth Gayheart (Mgr.) (90, 91, 92, 94)



Dwane Casey



Truman Claytor



Larry Conley



Jimmy Dan Conner



Louie Dampier

Wildcat Lettermen



Allen Feldhaus



Deron Feldhaus



Mike Flynn



Kevin Grevey



Roger Harden

Robert Gayheart (Mgr.) (89)
Chris Gettelfinger (80, 81)
Elmer Gilb (29)
Jeff Ginnan (89)
Jack Givens (75, 76, 77, 78)
Max Glickman (18)
James Goforth (35, 36, 37)
Zach Goines (Mgr.) (96, 97, 98)
James Goodman (38, 39)
Phil Grawemeyer (54, 55, 56)
Sean Gray (Mgr.) (94, 95, 96, 97)
Kevin Grevey (73, 74, 75)
William Griffeth (Mgr.) (29)
Alex Groza (45, 47, 48, 49)
George Gumbert (14, 15, 16)
Bob Guyette (73, 74, 75)
J. White Guyn (04)

H

Cliff Hagan (51, 52, 54)
Joseph Hagan (36, 37, 38)
Jerry Hale (73, 74, 75)
Dan Hall (75)
Reggie Hanson (88, 89, 90, 91)
Roger Harden (83, 84, 85, 86)
Philip Haring (Mgr.) (36, 38)
Sam Harper (63, 64)
Tom Harper (64)
Carson Harreld (Mgr.) (65, 66)
Chris Harrison (92, 93, 94, 95)
W.C. Harrison (11, 12)
D.W. Hart (11, 12, 16)
Merion Haskins (75, 76, 77)
Vernon Hatton (56, 57, 58)
Basil Hayden (20, 21, 22)
Elmo Head (37, 38, 39)
Tom Heitz (80, 82, 83, 84)
G. Foster Helm (25, 27)
J.H. Herman (06)
Walter Hirsch (49, 51)
Walter Hodge (37)
Ryan Hogan (98)
Joe Holland (46, 47, 48)
Joey Holland (76)
Kent Hollenbeck (70, 71, 72)
Derrick Hord (80, 81, 82, 83)
Aaron Howard (Mgr.) (98)
Mike Howard (Mgr.) (96, 97, 98)
Dick Howe (57, 58)
Lee Huber (39, 40, 41)
C.T. Hughes (24, 25)
Lowell Hughes (58, 59)
Harry Hurd (62)
Charles Hurt (80, 81, 82, 83)

I

R.Y. Ireland (16, 17)
Charles Ishmael (63, 64)
Dan Issel (68, 69, 70)

J

Ralph Jackowski (38)
Thad Jaracz (66, 67, 68)
Irvine Jeffries (28)
Cedric Jenkins (85, 86, 87, 88)
Paul Jenkins (26, 27, 28)
Ned Jennings (59, 60, 61)
Herbert Jerome (34)
Ellis Johnson (31, 32, 33)
Larry Johnson (74, 75, 76, 77)
Phil Johnson (56, 58, 59)
Walter Johnson (44)
Chris Jones (89)
Wallace Jones (46, 47, 48, 49)
James Jordan (47, 48)

K

Pat Kelly (05)
William P. Kemper (Mgr.) (05)
Ron Kennett (64)
Stan Key (70, 71, 72)
Jeff Kidder (Mgr.) (89)
James King (40, 41, 42)
William King (21, 22, 24)
A.M. Kirby (07)
William Kleiser (32)
Edwin Knadler (27)
Howard Kreuter (32, 33)
Tommy Kron (64, 65, 66)

L

Art Laib (68)
Ed Lander (42, 43)
Bo Lanter (80, 81, 82)
Phil Latham (Trn.) (74, 75)
Jason Lathrem (96)
Bob Lavin (20, 21, 22)
Dave Lawrence (33, 34, 35)
Roger Layne (51)
James Lee (75, 76, 77, 78)
Ken Lehkamp (Mgr.) (56, 57)
Jim LeMaster (66, 67, 68)
Larry Lentz (66)
Morris Levin (Mgr.) (31)
Garland Lewis (34, 35, 36)
Billy Ray Lickert (59, 60, 61)
James Line (47, 48, 49, 50)
Shelby Linville (50, 51, 52)
Ercel Little (32)
Steve Lochmueller (73, 74)
Robert Lock (85, 86, 87, 88)
Dutch Longworth (17)
Ronnie Lyons (72, 73, 74)

M

Kyle Macy (78, 79, 80)
Richard Madison (85, 86, 87, 88)
Jamaal Magloire (97, 98)
Eric Manual (88)
F.L. Marx (10, 11)
B.G. Marsh (18)
Gimel Martinez (91, 92, 93, 94)
Jamal Mashburn (91, 92, 93)
Steve Masiello (97, 98)
Jim Master (81, 82, 83, 84)
James Mathewson (42)
Charles Maxson (Mgr.) (33)
Jack May (Mgr.) (35, 36)
John McAdam (Mgr.) (70)
Walter McCarty (94, 95, 96)
Paul McBrayer (28, 29, 30)
Bob McCowan (69, 72)
Jim McDonald (60, 61, 62)
James McFarland (24, 25, 26)
Skip McGaw (90)
Lawrence McGinnis (28, 29, 30)
Louis McGinnis (29, 30, 31)
Dan McHale (98)
James McIntosh (37)
Troy McKinley (82, 83, 84, 85)
J. McKinney (Mgr.) (36, 37)
C.F. Meadors (12)
Ron Mercer (96, 97)
Hub Metry (Mgr.) (64, 65)
Derrick Miller (87, 88, 89, 90)
Cameron Mills (95, 96, 97, 98)
Chris Mills (89)
Don Mills (58, 59, 60)
Ray Mills (55, 56, 57)
Terry Mills (69, 70, 71)
Stanley Milward (28, 29, 30)
Will Milward (24, 25)
Dirk Minniefield (80, 81, 82, 83)
Terry Mobley (63, 64, 65)
Nazr Mohammed (96, 97, 98)
Gayle Mohney (26)
Bob Moore (Mgr.) (50, 51, 52)
Eric Moore (Mgr.) (89)
Ralph Morgan (13, 14, 15)
Jeff Morrow (Mgr.) (89, 90, 91, 92)
Tom Moseley (44)
Kevin Murphy (Mgr.) (98)

N

Cotton Nash (62, 63, 64)
Alonzo Nelson (45)
Roger Newman (61)
C.M. Newton (51)
Tommy Nichols (36)
Paul Noel (43)
Randy Noll (70)
Dan Omlor (Mgr.) (64)
Bernard Opper (37, 38, 39)
Hays Owens (28, 29, 30)

P

Scott Padgett (95, 97, 98)
Harold Park (Mgr.) (45)
James Park (14)
Michael Parks (90)
Clyde Parker (43)
Ed Parker (Mgr.) (19)
J. Ed Parker (45, 46, 47)



Merion Haskins



Derrick Hord



James Lee



Terry Mills



Cotton Nash

Wildcat Lettermen



C.M. Newton

Tom Parker (70, 71, 72)
Jack Parkinson (44, 45, 46, 48)
Dick Parsons (59, 60, 61)
Tom Payne (71)
Bart Peak (17)
Leonard Pearson (50)
John Pelphrey (89, 90, 91, 92)
Doug Pendygraft (62)
E.S. Penick (43)
Dan Perry (72)
George Perry (Mgr.)(54)
Mike Phillips (75, 76, 77, 78)
Frank Phipps (27)
Wayne Plummer (09)
Randy Pool (68, 69)
Mark Pope (95, 96)
Tommy Porter (66, 67, 68)
Shelby Post (08, 09)
Sam Potter (34)
William Poynz (21, 23)
Mike Pratt (68, 69, 70)
R.C. Preston (11, 12, 13, 14)
Jared Prickett (93, 94, 95, 97)
Linville Puckett (54)
Larry Pursiful (60, 61, 62)

R

Frank Ramsey (51, 52, 54)
Lloyd Ramsey (41, 42)
Tripp Ramsey (Mgr.) (76, 77)
Robert Reynolds (32)
Rodrick Rhodes (93, 94, 95)
A.T. Rice (23, 24)
S.H. Ridgeway (20, 21)
Andre Riddick (92, 93, 94, 95)
Carl Riefkin (23, 24)
Pat Riley (65, 66, 67)



Tom Parker

R.N. Roark (04)
Roy Roberts (62, 63)
Rick Robey (75, 76, 77, 78)
Al Robinson (59)
William "Doc" Rodes (17)
William Rodes (09, 10)
Karl Rohs (25)
Don Rolfes (63)
Kenneth Rollins (43, 47, 48)
Van Buren Ropke (27)
Gayle Rose (52, 54, 55)
Harold Ross (56, 57, 58)
Ben Roth (Mgr.) (15)
Layton Rouse (38, 39, 40)
Willie Rouse (54)
Tony Russell (Mgr.)
(94, 95, 96, 97)
Herky Rupp (61)

S

Forest Sale (31, 32, 33)
Charles Schrader (14, 17)
Wilber Schu (44, 45, 46)
Herschel Scott (13, 14, 15)
Mike Scott (87, 88, 89)
Jason Seamonds (Mgr.) (98)
Jim Server (15, 16)
Evan Settle (33, 34)
A.P. Shanklin (18)
Shelby Shanklin (08)
James Sharpe (27)
Jeff Sheppard (94, 95, 96, 98)
Jay Shidler (77, 78, 79, 80)
Terry Shigg (87)
Oliver Simmons (96)
Glenn Sims (Mgr.) (73)
George Skinner (33)



Jared Prickett

Bobby Slusher (59)
Adrian Smith (57, 58)
Bill Smith (56, 57, 58)
G.J. Smith (73, 74, 75)
G.K. Smith (21, 23)
Saul Smith (98)
Mark Soderberg (70)
Carey Spicer (29, 30, 31)
Bill Spivey (50, 51)
Vincent Splane (42)
Carl Staker (40, 41, 42)
Larry Stamper (71, 72, 73)
Larry Steele (69, 70, 71)
Tim Stephens (77, 78)
Gene Stewart (67)
Bobby Stilz (67)
C.P. St. John (04)
Brian Stocker (Mgr.)
(94, 95, 96, 97)
N. Stone (08)
John Strogh (45, 48)
Guy Strong (50)
William Sturgill (45, 46)
Anthony Summers (Mgr.) (98)
Todd Svoboda (93)
Don Sullivan (Mgr.) (78, 79)
Bill Surface (Mgr.) (55)
Sean Sutton (88, 89)

T

Bob Tallent (66)
Spencer Tatum (Mgr.)
(89, 90, 91, 92)
Vincent Tatum (Mgr.) (91, 92)
Bob Taylor (35)
Alan Theobald (Mgr.) (68)
H.C. Thomas (18, 19)



Frank Ramsey

Henry Thomas (91, 92)
Irving Thomas (86, 87)
Roger Thomas (Mgr.) (82, 83)
Homer Thompson (37, 38, 39)
Tommy Thompson (Mgr.) (60)
Milton Ticco (41, 42, 43)
E.J. Tierney (35)
Clarence Tillman (79)
Aminu Timberlake (92, 93)
Jack Tingle (44, 45, 46, 47)
Carlos Toomer (91, 92)
Garland Townes (50)
Bill Trott (31)
Lou Tsioropoulos (51, 52, 54)
Jack Tucker (33, 34, 35)
Wayne Turner (96, 97, 98)
Melvin Turpin (81, 82, 83, 84)
Paul Turrell (35)
William P. Tuttle (12, 13, 14 15)

U

Eiki Umezaki (Mgr.) (89)
Lovell Underwood (24, 25, 26)

V

Arthur Vastin (18)
Chuck Verderber
(79, 80, 81, 82)
Frank Vogel (Mgr.) (96)
George Vulich (44, 45)

W

Antoine Walker (95, 96)
J. Rice Walker (36, 37, 38)
Kenny Walker (83, 84, 85, 86)
Reggie Warford (76)



Rick Robey

L.B. Waters (05)
Robert Watson (50, 51, 52)
A.J. Weisenberger (11, 13)
Wylie B. Wendt (06)
Leo Wenkley (Mgr.) (30)
Clint Wheeler (71)
Lucian Whitaker (50, 51, 52)
Waller White (40, 41, 42)
Don Whitehead (44)
E. Wiheling (21)
W.G. Wilkinson (23)
LaVon Williams
(77, 78, 79, 80)
Maury Wilson (06, 07, 08)
W.C. Wilson (13)
Phil Whitt (Trn.) (77)
Sean Woods (90, 91, 92)
Charles Worthington (31, 32)
H.J. Wurtele (04)

Y

George Yates (30, 31, 33)
H. Yessin (Mgr.)
(46, 47, 48, 49)
Rudy Yessin (44)

Z

George Zerfoss (16, 18)
Karl Zerfoss (13, 15, 16)
Tom Zerfoss (14)
Todd Ziegler (85, 86)



Larry Stamper



Larry Steele



Lou Tsioropoulos



Melvin Turpin



LaVon Williams

Success – Academic and Athletic

JOHN ADAMS - (1965) A circuit judge in Lexington (Fayette County).

EARL ADKINS - (1958) Retired from the Union County school system.

MARVIN AKERS - (1943) Is a retired mechanical construction manager living in Indianapolis, Ind.



John Adams, who played for Adolph Rupp in the early 1960s, has been a circuit court judge in Lexington since 1989.

CHARLES ALBERT - (1926) Retired in Shawnee Mission, Kan.

ED ALLIN - (1945) Retired school administrator.

DEREK ANDERSON - (1997) Was a second-team All-Rookie selection by the Cleveland Cavaliers.

JIM ANDREWS - (1973) Drafted by the NBA; played professional ball in Italy and Sweden. Is now a vice president and director of marketing living in Lexington.

PHIL ARGENTO - (1969) Drafted by the old ABA's Kentucky Colonels and the NBA's L.A. Lakers. Currently owns a consulting company for new home builders.

GEORGE ATKINS - (1963) Former director of public relations at Humana Corporation. Has served as state auditor, secretary of cabinet, secretary of finance and state auditor for public accounts.

ADRIAN BACK, JR. - (1942) Chairman, President and C.E.O. of a bank in Hodgenville.

SCOTTY BAESLER - (1963) Formerly the popular mayor of Lexington. Currently a Kentucky congressman.

DALE BARNSTABLE - (1950) This member of the 1948 and 1949 NCAA Championship teams was drafted by the Boston Celtics. Currently retired but works part-time as a consultant. Lives in Louisville.

DICKEY BEAL - (1984) Drafted in the fourth round of the NBA by the Atlanta Hawks. Working in Northern Kentucky in pharmaceutical sales.

RALPH BEARD - (1949) Played two years of professional basketball with the Indianapolis Olympians. Is a retired vice president of a wholesale drug company and living in Louisville.

BRET BEARUP - (1985) Played one year of professional ball in Europe. Currently working in finance in Atlanta.

ED BECK - (1958) Is currently a minister in Colorado Springs, Colo.

CECIL BELL - (1931) Currently a farmer and cattle breeder.

WINSTON BENNETT - (1988) Drafted in the third round of the NBA draft by the Cleveland Cavaliers. Played one year in the CBA, two with the Cavs and finished his pro career with the Miami Heat. Was an assistant coach with UK and the Boston Celtics. Now working in real estate in Louisville.

CLIFFORD BERGER - (1968) Drafted by the NBA's Milwaukee Bucks. Currently an oral and maxillofacial surgeon in Savannah, Ga.

BILL BIBB - (1954) Is currently the commissioner of the Trans America Athletic Conference.

JERRY BIRD - (1956) Is currently the human resources administrator for the American Greetings Corporation in Corbin.

JAMES BLACKMON - (1987) Drafted in the fifth round of the NBA draft by New Jersey. Currently a teacher and assistant basketball coach in Marion, Ind.

HARRY BLISS - (1935) Retired GE sales representative in Wilmington, Del.

SAM BOWIE - (1984) Retired after an 11-year NBA career with the Portland Trailblazers and the LA Lakers. Now lives in Lexington and is a member of the UK broadcast team.



After an 11-year career in the NBA, Sam Bowie is now in his second season as the color analyst for all the UK radio broadcasts.

BRAD BOUNDS - (1967) Educator in Frankfort, Ill.

JUNIOR BRADDY - (1993) After playing baseball in the Boston Red Sox organization, is still pursuing a pro career in baseball and basketball.

BOB BRANNUM - (1947) College coach at Framingham State (Mass.) College.

JEFF BRASSOW - (1994) Working in the banking industry in Lexington.

JOHN BREWER - (1957) Is now senior vice president of Motal Exchange Corporation in St. Louis.

CHARLES J. BRONSTON - (1931) Retired Greyhound Lines executive living in Inglewood, Fla.

STEPHEN BRUCE - (1987) Currently a minister at Southern Baptist Church in Lexington.



After serving two terms as Lexington mayor, Scotty Baesler has spent the past six years in the House of Representatives in Washington D.C.

Success – Academic and Athletic

CARROLL BURCHETT - (1962) Currently the Commissioner of the Kentucky Department of Vocational Rehabilitation in Frankfort.

BOB BURROW - (1955) Is currently the assistant superintendent for the Ft. Knox, Ky., schools.

BILL BUSEY - (1968) Farmer in Bagdad, Ky.

LEROY BYRD - (1986) Currently works for the Lexington-Fayette Urban County Government.

GERRY CALVERT - (1957) Drafted by the St. Louis Hawks. Currently an attorney at law in Lexington.

KENTON "DUTCH" CAMPBELL - (1946) Retired high school coach living in Orlando, Fla.

RALPH CARLISLE - (1937) Compiled 488 victories as a high school basketball coach in Kentucky (Kavanaugh, Highlands and Lafayette). Led Lafayette to state championships in 1950, '53, and '57. Currently a retired insurance executive in Lexington.

DWANE CASEY - (1979) - Currently an assistant coach with the Seattle SuperSonics.

MIKE CASEY - (1971) Drafted by the NBA. Is now a sales representative for the L.G. Balfour Company and living in Shelbyville.

LINDLE CASTLE - (1951) Retired basketball coach of Clinton County High School in Albany, Ky.

DAN CHANDLER - (1956) Currently working in the resorts business in Las Vegas.

REX CHAPMAN - (1988) Drafted in the first round by the Charlotte Hornets. Played four seasons with Charlotte. After a stint with the Washington Bullets and the Miami Heat, he's now in his third season with the Phoenix Suns.

Former Rupp's Runts star Larry Conley interviews Coach Tubby Smith after a UK victory last season. Conley serves as a color analyst for several networks throughout the basketball season.



KIRK CHILES - (1972) Is the new head basketball coach at Henry Clay High School in Lexington.

TRUMAN CLAYTOR - (1979) Drafted in the sixth round of the NBA draft by the Detroit Pistons. Currently an alcoholism counselor in Toledo, Ohio.

STEVE CLEVENGER - (1968) Currently superintendent of the Allen Construction Company.

MARION CLUGGISH - (1940) Retired coach-educator living in Florida.

BENNIE COFFMAN - (1960) Businessman in Tullahoma, Tenn.

SID COHEN - (1960) Businessman in Jacksonville, Fla.

LINCOLN COLLINSWORTH - (1958) School official in Titusville, Fla.

CARL COMBS - (1940) Retired attorney. Was the first Sports Information Director at the University of Kentucky.

CHARLES COMBS - (1938) Is retired from the Daviess County School System.

LARRY CONLEY - (1966) This member of "Rupp's Runts" played one season with the Kentucky Colonels of the old ABA. Now serves as a basketball color analyst for several networks.

JIMMY DAN CONNER - (1975) Drafted by the Virginia Squires of the old ABA. Played one year in the ABA with the Kentucky Colonels. Is currently an executive and partner with a financial corporation in Louisville.

FRED COWAN - (1982) Drafted in the sixth round by the NBA's Houston Rockets. Now coaching in Japan.

JOHNNY COX - (1959) Played two seasons with the Cleveland Cavaliers and one with the Chicago Bulls. Is now an insurance agent in Hazard.

HUGH COY - (1954) Played four years of professional baseball with the St. Louis Cardinals. Currently a hospital drug representative.

JOHN CRIGLER - (1958) This member of the 1958 national championship team has retired as Athletics Director for Scott County High School.

AL CUMMINS - (1947) Owns a financial planning company and is a real estate broker in Lexington.

JESS CURRY - (1956) Owns the Medi-Fitness Corporation in Danville, Va.

LOUIE DAMPIER - (1967) After a career in the old ABA and, most recently, owning his own audio-visual company in Louisville, he's the new assistant coach of the Denver Nuggets.

ED DAVENDER - (1988) Drafted in the third round by the Washington Bullets. Currently working in advertising sales in Kentucky.

JONATHAN DAVIS - (1991) Works as a businessman in Lexington.

BERKLEY DAVIS - (1934) Retired GE Vice President in Fairfield, Iowa.

MULFORD DAVIS - (1947) A retired school principal in Frankfort, Ind. Inducted into Indiana High School Basketball Hall of Fame in 1989.

Success – Academic and Athletic

TED DEEKEN - (1964) Currently working in the cellular phones industry in Louisville.

TRUITT DEMOISEY - (1934) Retired coach-educator. Now an administrator in state government living in Walton, Ky.

TONY DELK - (1996) After playing his rookie season with the Charlotte Hornets, he was traded to Golden State of the NBA.

HARRY DENHAM - (1938) A retired general surgeon living in Maysville.

JAMES F. DINWIDDIE - (1971) Currently an attorney at law.

PAT DOYLE - (1963) State worker in Frankfort.

RICK DREWITZ - (1974) Currently Kentucky State Director for prison fellowship ministries.

RAY EDELMAN - (1974) Is an attorney in Lawrenceburg, Ky.

ALLEN EDWARDS - (1998) Pursuing a professional basketball career.

RANDY EMBRY - (1965) Teacher and basketball coach at Owensboro (Ky.) Senior High School.

ANTHONY EPPS - (1997) Completing his degree requirements at UK.

BILL EVANS - (1955) Is currently senior vice president of Kentucky Fried Chicken Corporation in Louisville.

RICHIE FARMER - (1992) Currently working in the insurance business in Manchester, Ky.

ALLEN FELDHAUS - (1962) Retired teacher and coach. Won 512 basketball games and led his '81 Mason County team to the state championship game. He's now in the golf course business.

DERON FELDHAUS - (1992) After a career in professional basketball in Japan, has returned to Lexington.

MIKE FLYNN - (1975) Was drafted by the Indiana Pacers of the NBA and played three years. Is currently a bank executive in Jeffersonville, Ind.

TRAVIS FORD - (1994) Is now the head coach at Campbellsville College.

GARY GAMBLE - (1968) Works in the Erlanger School System.

CHRIS GETTLEFINGER - (1981) Currently dealing in real estate in Tennessee.

JACK GIVENS - (1978) Drafted in the first round of the NBA draft by the Atlanta Hawks and played two years with Atlanta. Currently the TV color commentator for the NBA's Orlando Magic and TNT Sports.

PHIL GRAWEMEYER - (1956) Is now a real estate developer in Louisville.

KEVIN GREVEY - (1975) Drafted in the first round of the NBA draft by the Washington Bullets. Played several years there before moving on to Milwaukee to play with the Bucks. Currently operates "Grevey's," a popular restaurant in Washington, D.C., and works as a radio broadcaster.

PETE GRIGSBY - (1954) Is now the assistant superintendent of Floyd County Schools in Prestonsburg, Ky.

BOB GUYETTE - (1975) Drafted in the third round by the NBA's Kansas City Kings. Played several years of professional ball in Spain. Currently a facial surgeon in Phoenix, Ariz.

CLIFF HAGAN - (1954) Spent several years in the NBA after graduation. Served as Athletics Director at UK from 1975-1988. Owner and operator of an antique mall in Florida.

JOSEPH HAGAN - (1937) Retired Louisville auto dealer and banker.

REGGIE HANSON - (1991) After a brief stint with the Boston Celtics last season, has returned to Japan as a player/coach in professional basketball.

JERRY HALE - (1975) Retired from National Mines Corporation in Lexington and is currently working as a senior loan officer at a Lexington bank.

ROGER HARDEN - (1986) Was drafted in the fifth round by the NBA's Los Angeles Lakers. Now employed by Converse Shoe Company.

SAM HARPER III - (1964) Is a pharmacist in Danville.

TOM HARPER - (1964) Is currently a realtor and sales developer in Richmond, Ky.

CHRIS HARRISON - (1995) In pharmaceutical sales in Northern Kentucky.

MERION HASKINS - (1977) Is currently manager of leaf purchases for Phillip Morris Tobacco Company in Richmond, Va.

VERNON HATTON - (1958) Is now a realtor and auctioneer in Lexington.

BASIL HAYDEN - (1922) Coached the Wildcats in 1927. A retired businessman in Paris, Ky.

TOM HEITZ - (1984) Drafted in the eighth round of the NBA draft by the Indiana Pacers. Is currently working in the commodities markets in Lexington and Chicago.



Jonathan Davis entered the business field in Lexington following his UK career in 1991. He currently works for a local brokerage firm.



Travis Ford is in his second season as head coach at Campbellsville College.

Success – Academic and Athletic



Kyle Macy played nine years of professional basketball, returned to Lexington where he worked in the banking business and for the UK radio network before becoming head coach at Morehead State last season.

JOE HOLLAND - (1948) Owns two automobile dealerships, Joe Holland Chevrolet in Lexington and Holland Chevrolet in Charleston, W.Va.

JOEY HOLLAND - (1973) Is now the general sales manager for his father's car dealership, Holland Chevrolet, in Charleston, W.Va.

KENT HOLLENBECK - (1973) Businessman in Gallipolis, Ohio.

DERRICK HORD - (1983) Drafted in the third round of the NBA draft by the Cleveland Cavaliers. Is currently a salesman for a pharmaceutical supply company in Lexington.

LEE HUBER - (1941) Former All-American, now retired in Orlando, Fla.

LOWELL T. HUGHES - (1959) Retired Ashland attorney and member of General Assembly now living in Ocala, Fla.

HARRY HURD - (1962) Currently president and founder of an engineering research company in Raleigh, N.C.

HAROLD HURST - (1956) Is now a real estate agent and broker in Stanton, Ky.

CHARLES HURT - (1983) Drafted in the sixth round of the NBA draft by the Milwaukee Bucks. Is currently serving in the armed forces.

CHARLES ISHMAEL - (1964) Golf coach and teacher at Montgomery County (Ky.) High School.

DAN ISSEL - (1970) Enjoyed a successful pro career playing for the Kentucky Colonels of the old ABA and with the Denver Nuggets. The former coach of the Nuggets is now the general manager of the NBA team.

THAD JARACZ - (1968) Retired Air Force Lieutenant Colonel.

CEDRIC JENKINS - (1981) Is currently in the insurance business in Lexington.

NED JENNINGS - (1963) Employed by the Lexington-Fayette Urban County Government.

LARRY JOHNSON - (1977) Drafted in the second round of the NBA draft by the Buffalo Braves (now the Los Angeles Clippers) and played one season with the Braves. Is now a player/coach in a professional league in Japan as he pursues a career with the Panasonic Corporation.

WALLACE "WAH WAH" JONES - (1949) This member of the "Fabulous Five" currently owns Bluegrass Charters.

JIM JORDAN - (1948) A retired attorney living in Chester, W.Va.

RON KENNETT - (1964) Currently a teacher in Georgia.

STAN KEY - (1972) Currently the Director of the UK Alumni Association.

TOMMY KRON - (1966) Businessman in Louisville, Ky.

ED LANDER - (1943) A retired principal and homebuilder in Lexington.

DAVE LAWRENCE - (1935) Retired dean of men from the University of Louisville now living in Orlando, Fla.

ROGER LAYNE - (1951) Businessman in McKamie, Ark.

JAMES LEE - (1978) Drafted in the second round of the NBA by the Seattle SuperSonics. After a journey in the pro leagues, is currently working for an auto dealer in Lexington.

KEN LEHKAMP - (1957) Currently a teacher and head baseball coach at Highlands High School in Ft. Thomas, Ky.

JIM LEMASTER - (1968) Currently an attorney and state representative from Paris, Ky.

LARRY LENTZ - (1966) Currently a pharmacist in Lexington.

BILLY RAY LICKERT - (1961) Currently treasurer of Mason and Hanger-Silas Mason Co. in Lexington.

JIM LINE - (1950) Currently a consulting engineer in Russell, Kansas.

SHELBY LINVILLE - (1952) Currently a pastor in Middleton, Ohio.

STEVE LOCHMUELLER - (1975) Currently working for a cellular phone company.

ROB LOCK - (1988) Drafted in the third round by the L.A. Clippers. Signed with a professional team in Italy. Played the last half of the 1988-89 season with the Clippers. After playing in Spain, has now returned to Lexington and is married to former Lady Kat Valerie Still.

RONNIE LYONS - (1974) Is currently employed by LexMark in Lexington.

KYLE MACY - (1980) Played seven seasons in the NBA with the Phoenix Suns, Chicago Bulls, and Indiana Pacers. After four seasons with the UK basketball broadcast team, he's the head basketball coach at Morehead State.

JAMAL MASHBURN - (1993) Had a shoe named after him (Fila's "The Mash"). Picked fourth overall by Dallas Mavericks in 1993 NBA draft. Donated $500,000 to establish scholarship program at UK. Currently playing for the Miami Heat.

Success – Academic and Athletic

JIM MASTER - (1984) Drafted in the sixth round of the NBA draft by the Atlanta Hawks. Is currenly working for Hilliard & Lyons in Lexington.

JAMES MATHEWSON - (1942) Retired. Now living in Richmond, Ind.

PAUL S. McBRAYER - (1930) Retired as a successful coach at Eastern Kentucky University.

WALTER McCARTY - (1996) A first-round selection in the 1996 NBA Draft by the New York Knicks. Now playing for Boston.

BOB McCOWAN - (1972) Owns a sports fishing company in Honolulu.

JIM McDONALD - (1962) CEO of a billion dollar cable equipment company in Atlanta.

LOUIS McGINNIS - (1931) A retired mortician in Lexington.

TROY McKINLEY - (1985) Now a police officer with the Lexington-Fayette Urban County Government.

RON MERCER - (1997) Was the sixth pick in the 1997 NBA draft by the Boston Celtics. Made first-team All-Rookie team.

DERRICK MILLER - (1990) Currently working in advertising sales in Lexington.

CAMERON MILLS - (1998) Has begun his career as an evangelist.

DON MILLS - (1960) State Farm Insurance agent in Richmond, Ky.

RAY MILLS - (1957) Is a retired teacher. Resides in Monticello, Ky.

TERRY MILLS - (1971) Currently an agent and unit manager with Massachusetts Mutual Life Insurance in Lexington.

DIRK MINNIEFIELD - (1983) Recovery counselor in Houston, Texas.

TERRY MOBLEY - (1965) Is the Associate Vice President for Alumni and Development at UK.

NAZR MOHAMMED - (1998) Was the last pick of the first round in the NBA Draft by Utah. Traded to Philadelphia.

COTTON NASH - (1964) Owns a real estate and investment company in Lexington.

ALONZO NELSON - (1945) Is a retired employee development specialist with the Lexington Bluegrass Army Depot.

ROGER NEWMAN - (1961) Engineer in Lake Forest, Ill.

C.M. NEWTON - (1952) A successful coach with more than 500 victories, Newton is now the Athletics Director at the University of Kentucky.

THOMAS NICHOLS - (1936) Retired.

PAUL NOEL - (1943) Played three years with the New York Knicks. Retired wholesale drug salesman who served two years as mayor of Versailles, Ky.



Cameron Mills stepped from the hardwood to the podium after leaving UK. He's now a traveling evangelist.

Cliff Barker, Ken Rollins, Wallace Jones and Ralph Beard were honored last season on their golden anniversary of UK's 1948 NCAA title and Olympic gold medal. The "Fabulous Five" was one of the greatest teams ever assembled, according to Coach Adolph Rupp.



Success – Academic and Athletic

BERNARD OPPER - (1939) Is a semi-retired factory representative for several southern California factories.

CLYDE PARKER - (1943) Is a retired dentist living in Evansville, Ind.

J. ED PARKER - (1947) Is now owner and president of a real estate firm in Lexington.

TOM PARKER - (1972) Owns and operates the Parkette Drive-in in Lexington.

JACK PARKINSON - (1948) Owns a plumbing supply company in Muncie, Ind.

DICK PARSONS - (1961) Spent several years as an assistant basketball coach at the University of Kentucky. Is now the director of planned giving at UK.

JOHN PELPHREY - (1992) Played professionally in France. Was an assistant at Oklahoma State and Marshall. Currently an assistant coach at the University of Florida.

DOUG PENDYGRAFT - (1962) Educator in Danville, Ky.

MIKE PHILLIPS - (1978) Drafted in the second round of the NBA draft by the Seattle Supersonics. Currently owns a health club in Madisonville.

MARK POPE - (1996) After playing one season overseas, is now a member of the Indiana Pacers.

Pat Riley was voted the NBA's "Coach of the Decade" in the 1980s and is currently head coach of the Miami Heat.



TOMMY PORTER - (1968) Is currently a dentist in Hopkinsville, Ky.

MIKE PRATT - (1970) Played in the old ABA for the Kentucky Colonels. Coached Charlotte Hornets. Currently Louisville businessman and T.V. analyst.

DWIGHT PRICE - (1951) Is now retired from the Fayette County School System in Lexington.

JARED PRICKETT - (1997) Currently pursuing a career in pro basketball.

LARRY PURSIFUL - (1962) Currently the minister of activities for the Carlisle Baptist Church in Louisville.

LINVILLE PUCKETT - (1956) Is now with Lexington Paddock Fencing Company in Lexington.

FRANK RAMSEY - (1954) Played 10 years with the NBA's Boston Celtics. Currently president of Dixon Bank in Dixon, Ky.

LLOYD RAMSEY - (1942) Now a doctor in Nashville, Tenn.

ANDRE RIDDICK - (1995) After one year of pro basketball in Japan, pursuing a pro career in the U.S.

PAT RILEY - (1967) Drafted in the first round by San Diego. Coached the Los Angeles Lakers to four NBA titles. Served as an NBC broadcaster for one season before returning to coaching with the New York Knicks. Is now the coach of the Miami Heat.

ROY ROBERTS - (1963) Operates Nunnally Farms in Monroe, Ga.

RICK ROBEY - (1978) Drafted in the first round of the NBA draft by the Indiana Pacers. Currently is in private business in Louisville.

ALFORD ROBINSON - (1959) Is now the owner of several businesses in Lexington.

KENNY ROLLINS - (1948) This member of the "Fabulous Five" is now retired from a national container company and living in Florida.

GAYLE ROSE - (1955) Is now a pharmacist and drug store owner in Olive Hill, Ky.

HAROLD ROSS - (1958) Is a retired high school principal in Elkton, Ky.

LAYTON ROUSE - (1940) Is a retired dentist in Carrollton, Ky.

WILLIE ROUSE - (1954) Retired president of First Security Bank and Trust Co., in Lexington. Currently involved with his son in private business.

Success – Academic and Athletic

HERKY RUPP - (1961) Farmer in Central Kentucky.

EVAN SETTLE - (1934) Retired basketball, baseball, and golf coach at Shelbyville High School.

JEFF SHEPPARD - (1998) Pursuing a career in professional basketball. Married former Lady Kat Stacey Reed.

JAY SHIDLER - (1978) Drafted by the Chicago Bulls. Is now a restaurant manager in Lexington.

ADRIAN SMITH - (1958) Gold medal winner in 1960 Olympic Games. NBA All-Star game MVP in 1966. Works in the banking industry in Cincinnati.

G.J. SMITH - (1975) Is currently Athletics Director and baseball coach at South Laurel High School in London, Ky.

WILLIAM SMITH - (1958) Member of 1958 national championship team. Retired and living in Northern Kentucky.

CAREY SPICER - (1931) Once coached basketball at Georgetown College. Currently a retired sales executive with Spalding in Indianapolis.

CARL STAKER - (1942) Architect in Cleveland, Ohio.

LARRY STAMPER - (1973) Is currently teaching at Morgan County High School in West Liberty, Ky.

LARRY STEELE - (1971) After outstanding pro career with the Portland Trail Blazers, served as coach of Portland City College. Now President of Hoops, Inc. in Portland.

TIM STEPHENS - (1978) Currently a high school teacher and coach in McCreary County.

GENE STEWART - (1967) Is currently a circuit court judge in Brookville, Ind.

JOHN STOUGH - (1949) Currently chairman of Alexander & Alexander Inc.

GUY STRONG - (1950) Coached basketball at both the high school and collegiate levels. Has served as principal at George Rogers Clark High School in Winchester. Is once again the head coach at Clark County.

BILL STURGILL - (1946) Eastern Kentucky coal operator and Lexington businessman.

TODD SVOBODA - (1993) After earning a Master's degree at UK, he is now living in Winchester and employed at Lexmark.

BOB TAYLOR - (1935) Bank examiner in Owensboro, Ky.

HENRY THOMAS - (1993) Currently a pharmaceutical sales representative in Lexington, Ky.

MILT TICCO - (1943) Is a semi-retired salesman in Kenmore, N.Y.

E.J. TIERNEY - (1935) Bank official in Frankfort, Ky.

LOU TSIOROPOULOS - (1954) Retired principal of Jefferson County High School in Louisville.

JACK TUCKER - (1935) A retired teacher and farmer in Paris, Ky.

MELVIN TURPIN - (1984) Drafted in the first round of the NBA Draft by the Washington Bullets, then traded to the Cleveland Cavaliers. Is currently living in Lexington.

CHUCK VERDERBER - (1982) Drafted in the second round of the NBA draft by the Chicago Bulls. Is now practicing dentistry in Vermont.

ANTOINE WALKER - (1996) Picked sixth in the 1996 NBA Draft by the Boston Celtics and was selected an NBA All-Star in 1998.

KENNY WALKER - (1986) Drafted in the first round of the NBA draft by New York and played five seasons with the Knicks. NBA's slam dunk champion in 1983. Continues to pursue pro basketball and lives in Lexington.

REGGIE WARFORD - (1976) Owner R & D Security in Pittsburgh, Pa.

BOBBY WATSON - (1952) Coached Owensboro High to state basketball titles in 1972 and '80. Now a real estate agent in Owensboro.

CLINT WHEELER - (1971) Currently a pharmaceutical sales representative.

WALLER WHITE - (1942) Retired marketer for the Gulf Oil Co. (now BP).

LAVON WILLIAMS - (1980) Drafted in the fifth round of the NBA draft by the Cleveland Cavaliers. Played one year of professional basketball in Italy. Currently living in Lexington, practicing his art.

SEAN WOODS - (1992) After a career as a TV advertising executive, now pursuing a pro basketball future overseas.

RUDY YESSIN - (1944) Currently an attorney at law.

TODD ZIEGLER - (1986) Is now a bank officer in Louisville.



John Pelphrey, helped the Unforgettables to the 1992 regional finals during his senior year. Today, he's a member of Coach Billy Donovan's coaching staff at Florida.

For updates or additions to this section, please contact Brooks Downing, UK Media Relations Department, (606) 257-3838.

All-Americans



BASIL HAYDEN
Forward-1921
Paris High School
Paris, Ky.



BURGESS CAREY
Guard-1925
Lexington Senior High School
Lexington, Ky.



CAREY SPICER
Forward-1929,31
Lexington Senior High School
Lexington, Ky.



PAUL McBRAYER
Guard-1930
Kavanaugh High School
Lawrenceburg, Ky.



FOREST SALE
Center-Forward-1932,33
Kavanaugh High School
Lawrenceburg, Ky.



ELLIS JOHNSON
Guard-1933
Ashland High School
Ashland, Ky.



JOHN DeMOISEY
Center-1934
Walton High School
Walton, Ky.



LeROY EDWARDS
Center-1935
Tech High School
Indianapolis, Ind.



DAVE LAWRENCE
Forward-1935
Corinth High School
Corinth, Ky.



BERNARD OPPER
Guard-1939
Morris High School
New York, N.Y.



LEE HUBER
Guard-1941
St. Xavier High School
Louisville, Ky.



BOB BRANNUM
Center-1944
Winfield High School
Winfield, Kan.



JACK PARKINSON
Guard-1946
Yorktown High School
Yorktown, Ind.



JACK TINGLE
Forward-1947
Trimble High School
Bedford, Ky.



RALPH BEARD
Guard-1947,48*,49*
Male High School
Louisville, Ky.



ALEX GROZA
Center-1947,48**,49*
Martins Ferry High School
Martins Ferry, Ohio



WALLACE JONES
Forward-1949**
Harlan High School
Harlan, Ky.



BILL SPIVEY
Center-1951*
Warner Robins High School
Warner Robins, Ga.



CLIFF HAGAN
Center-1952*,54*
Owensboro High School
Owensboro, Ky.



FRANK RAMSEY
Guard-1952,54**
Madisonville High School
Madisonville, Ky.



BOB BURROW
Center-1956**
Wells High School
Wells, Texas



VERNON HATTON
Guard-1958
Lafayette High School
Lexington, Ky.



JOHNNY COX
Forward-1959*
Hazard High School
Hazard, Ky.



COTTON NASH
Forward-Center
1962**,63**,64*
Lake Charles High School
Lake Charles, La.

(37 Players Chosen 54 Times) *Consensus; **2nd Team Consensus

All-Americans



PAT RILEY
Forward-1966
Linton High School
Schenectady, N.Y.



LOUIE DAMPIER
Guard-1966,67***
Southport High School
Indianapolis, Ind.



DAN ISSEL
*Center-1969,70**
Batavia High School
Batavia, Ill.



KEVIN GREVEY
Forward-1974,75
Taft High School
Hamilton, Ohio



JACK GIVENS
Forward-1977, 78
Bryan Station High School
Lexington, Ky.



RICK ROBEY
Forward-Center-1977, 78
Brother Martin High School
New Orleans, La.



KYLE MACY
*Guard-1979,80**
Peru High School
Peru, Ind.



SAM BOWIE
Center-1981
Lebanon High School
Lebanon, Pa.



MELVIN TURPIN
*Center-1984***
Bryan Station High School
Lexington, Ky.



KENNY WALKER
*Forward-1985,86**
Crawford Co. High School
Roberta, Ga.



JAMAL MASHBURN
*Forward-1993**
Cardinal Hayes High School
New York, N.Y.



TONY DELK
*Guard-1996**
Haywood High School
Brownsville, Tenn.



RON MERCER
*Guard-Forward-1997**
Oak Hill Academy, Va.
Nashville, Tenn.

Basketball Hall of Fame · Enshrined in Springfield, Massachusetts



ADOLPH RUPP
Inducted 1969



CLIFF HAGAN
Inducted 1977



FRANK RAMSEY
Inducted 1981



DAN ISSEL
Inducted 1993



CAWOOD LEDFORD
Inducted 1994

(37 Players Chosen 54 Times)

*Consensus; **2nd Team Consensus

Retired Jerseys

THE Best OF THE Best

NCAA Tournament MVP Jack "Goose" Givens (1978) is congratulated by UK coach Rick Pitino at the jersey ceremony in 1995.



As the videotape rolls through the 95-year history of the Kentucky basketball program, the highlights are numerous.

Seven national championships… numerous Southeastern Conference titles… last second shots… the trophies… the netcutting… victory upon victory. The pictures and images continue to roll.

Year-after-year, the Wildcats have defended national championships and produced a host of All-Americans. More recently, the UK program has stocked the NBA with top young talent.

And throughout the history of college basketball, the University of Kentucky has garnered the reputation as arguably the top program in the nation.

The ultimate honor for a Wildcat player or coach is to have his jersey retired. Through the years, 34 former players, coaches or contributors have received this recognition.

According to former UK sports information director Russell Rice, the first jersey to be retired was Layton "Mickey" Rouse, an All-Southeastern Conference guard who captained the 1940 UK squad. At the annual banquet following the season, Coach Adolph Rupp surprised Rouse when he presented him his entire uniform.

Following the 1949 season, Rupp honored the four seniors from the back-to-back national championship teams — Cliff Barker, Ralph Beard, Alex Groza and Wallace "Wah, Wah" Jones, along with 1948 team captain Kenny Rollins — by retiring their jerseys and stating that their numbers would never be worn again by a Kentucky player. It was then that they were tagged "the Fabulous Five" after Rupp made mention there would never be another team that "fabulous."

Kevin Grevey, the uncle of UK sophomore Ryan Hogan, had his jersey retired during the 1995 season. He finished his career as UK's second all-time leading scorer.





Kyle Macy became one of the most popular Wildcats in UK history, and his career was capped with a retired jersey in 1997.

However, with the streamlining of jersey numbers by the NCAA rules committee, the jerseys are now retired but the numbers are not.

In the last decade, UK athletics director C.M. Newton has stepped up the effort, honoring the top Wildcats on a near annual basis. Others have been selected for the basketball program's highest honor, including Cawood Ledford, the Voice of the Wildcats for 39 years on radio stations throughout the Commonwealth. Two years ago, Bill Keightley, the lovable and dedicated equipment manager known as "Mr. Wildcat," was also selected. And the great coaches have been honored as well — Rupp, Hall and Pitino.

Each selection has been presented with a framed jersey and that former Wildcat is now recognized with his own banner proudly hung from the Rupp Arena rafters. Thirty-four jerseys are now retired. And as the film clip continues, there's sure to be a sequel in the works.

In recognition of outstanding contributions to the University of Kentucky basketball program, the UK Athletics Department has retired jerseys honoring the following:



Basil Hayden
1920-21-22



Carey Spicer
1929-30-31



Adolph Rupp
Head Coach
1931-72



Forest "Aggie" Sale
1931-32-33



7 - John "Frenchy" DeMoisey
1932-33-34



4-Layton "Mickey" Rouse
1938-39-40

Retired Jerseys



★26 - Kenny Rollins
1943-47-48



★15 - Alex Groza
1945-47-48-49



★12 - Ralph Beard
1946-47-48-49



★27 - Wallace Jones
1946-47-48-49



★22 - Cliff Barker
1947-48-49



*30 - Frank Ramsey
1951-52-54



*6 - Cliff Hagan
1951-52-54



*16 - Lou Tsioropoulos
1951-52-54



*42 - Billy Evans
1952-54-55



*20 - Gayle Rose
1952-54-55



Cawood Ledford
"Voice of the Wildcats"
1953-92



*22 - Jerry Bird
1954-55-56



*44 - Phil Grawemeyer
1954-55-56



52 - Vernon Hatton
1956-57-58



24 - Johnny Cox
1957-58-59



Bill Keightley
"Mr. Wildcat"
Equipment Manager
1962-



44 - Cotton Nash
1962-63-64



10 - Louie Dampier
1965-66-67



44 - Dan Issel
1968-69-70 UK's
All -Time Leading Scorer



Coach Joe B. Hall
1973-85



35 - Kevin Grevey
1973-74-75



21 - Jack Givens
1975-76-77-78



4 - Kyle Macy
1978-79-80



32 - Richie Farmer
1989-90-91-92



12 - Deron Feldhaus
1989-90-91-92



34 - John Pelphrey
1989-90-91-92



11 - Sean Woods
1990-91-92



Rick Pitino
Head Coach
1990-1997

*Member of 1954 Undefeated National Champions ★Member of "The Fabulous Five," 1948 National Champions & Olympic Gold Medalists

Cats in the Pros

From Wildcat to NBA All-Star

The following former Wildcats have been named NBA All-Stars:

Alex Groza	Indianapolis	1951
Ralph Beard	Indianapolis	1951
Cliff Hagan	St. Louis	1958, 59, 60, 61, 62
Adrian Smith	Cincinnati	1966
Dan Issel	Denver	1977
Antoine Walker	Boston	1998



Pat Riley has had a successful career coaching the L.A. Lakers, the New York Knicks and the Miami Heat of the NBA. He also played 10 years in the league, 1967-76.

Player	*Round/Overall Pick	Year	Drafting Team	Teams Played For
Bob Cluggish				New York (1946-47)
Jack Tingle		1947	Washington Capitals	Washington (1947-48), Minneapolis (1948-49)
Joe Holland		1948	Baltimore Bullets	
Jack Parkinson		1948	Washington Capitals	Indianapolis (1949-50)
Kenny Rollins		1948	Ft. Wayne Pistons	Chicago (1948-49), Boston (1952-53)
Ralph Beard		1949	Chicago Stags	Indianapolis (1949-51)
Alex Groza		1949	Indianapolis Olympians	Indianapolis (1949-51)
Wallace Jones		1949	Washington Capitals	Indianapolis (1949-52)
Cliff Barker		1949	Indianapolis Olympians	Indianapolis (1949-52)
Dale Barnstable		1950	Boston Celtics	
Jim Line		1950	Indianapolis Olympians	
Bobby Watson		1952	Milwaukee Hawks	
Lucian Whitaker		1952	Indianapolis Olympians	
Cliff Hagan		1953	Boston Celtics	St. Louis (1956-66), ABA Dallas (1967-70)
Frank Ramsey		1953	Boston Celtics	Boston (1954-58)
Lou Tsioropoulos		1953	Boston Celtics	
Billy Evans		1955	Rochester Royals	
Bob Burrow		1956	Rochester Royals	Rochester (1956-57), Minneapolis (1957-58)
Jerry Bird		1956	Minneapolis Lakers	New York (1958-59)
Phil Grawemeyer		1956	Minneapolis Lakers	
Jerry Calvert	10/73	1957	Philadelphia Warriors	
Vernon Hatton	2/10	1958	Cincinnati Royals	Cincinnati/Philadelphia (1958-59), Philadelphia (1959-61), Chicago/St. Louis (1961-62)
Johnny Cox	4/37	1958	New York Knicks	Chicago (1962-63)
Adrian Smith	15/86	1958	Cincinnati Royals	Cincinnati (1961-69), San Francisco(1969-71), ABA Virginia (1971-72)
Bennie Coffman	7/53	1960	Syracuse Nationals	
Don Mills	18/92	1960	Cincinnati Royals	
Sid Cohen	4/32	1960	Boston Celtics	
Billy Ray Lickert	5/45	1961	Los Angeles Lakers	
Roger Newman	7/64	1961	Syracuse Nationals	
Ned Jennings	13/102	1961	New York Knicks	
Larry Pursiful	8/61	1962	Chicago Zephyrs	
Cotton Nash	2/12	1964	Los Angeles Lakers	Los Angeles/San Franscisco (1964-65), ABA Kentucky (1967-68)
Tommy Kron	3/24	1966	St. Louis Hawks	St. Louis (1966-67), Seattle (1967-69), ABA Kentucky (1969-70)
Pat Riley	1/7	1967	San Diego Rockets	San Diego (1967-70), Los Angeles (1970-75), Los Angeles-Phoenix (1975-76)
Louie Dampier	4/38	1967	Cincinnati Royals	ABA Kentucky (1967-76), San Antonio (1976-79)
Thad Jaracz	5/60	1968	Boston Celtics	
Cliff Berger	9/119	1968	Milwaukee Bucks	
Phil Argento	10/139	1969	Los Angeles Lakers	
Dan Issel	8/122	1970	Detroit Pistons	ABA Kentucky (1970-75), Denver (1975-85)
Mike Casey	8/130	1970	Chicago Bulls	
Tom Payne	1/2#	1971	Atlanta Hawks	Atlanta (1971-72)
Larry Steele	3/37	1971	Portland Trail Blazers	Portland (1971-80)
Jim Dinwiddie	10/163	1971	Philadelphia 76ers	
Tom Parker	6/83	1972	Cleveland Cavaliers	
Kent Hollenbeck	10/146	1972	Detroit Pistons	

*The NBA Draft, which was instituted in 1947, did not have multiple rounds until 1957.

Cats in the Pros

Player	*Round/Overall Pick	Year	Drafting Team	Teams Played For
Jim Andrews	7/107	1973	Seattle SuperSonics	
Kevin Grevey	1/18	1975	Washington Bullets	Washington (1976-83), Milwaukee (1983-85)
Jimmy Dan Conner	2/36	1975	Phoenix Suns	ABA Kentucky (1975-76)
Bob Guyette	3/49	1975	Kansas City-Omaha	
Mike Flynn	7/113	1975	Philadelphia 76ers	Indiana (1975-78)
Larry Johnson	2/24	1977	Buffalo Braves	
Rick Robey	1/3	1978	Indiana Pacers	Indiana-Boston (1978-79), Boston (1979-83), Phoenix (1983-86)
Jack Givens	1/16	1978	Atlanta Hawks	Atlanta (1978-80)
James Lee	2/39	1978	Seattle SuperSonics	
Mike Phillips	3/45	1978	New Jersey Nets	
Kyle Macy	1/22	1979	Phoenix Suns	Phoenix (1980-85), Chicago (1985-86), Indiana (1986-87)
Truman Claytor	6/111	1979	Detroit Pistons	
LaVon Williams	5/101	1980	Cleveland Cavaliers	
Jay Shidler	9/183	1980	Chicago Bulls	
Fred Cowan	6/127	1981	Houston Rockets	
Chuck Verderber	7/145	1982	Chicago Bulls	
Dirk Minniefield	2/33	1983	Dallas Mavericks	Cleveland (1985-87), Houston (1987), Golden State-Boston (1987-88)
Derrick Hord	3/67	1983	Cleveland Cavaliers	
Charles Hurt	6/134	1983	Milwaukee Bucks	
Dickey Beal	4/81	1984	Atlanta Hawks	
Sam Bowie	1/2	1984	Portland Trail Blazers	Portland (1984-89), New Jersey (1989-93), LA Lakers (1993-94)
Jim Master	6/127	1984	Atlanta Hawks	
Melvin Turpin	1/6	1984	Washington Bullets	Cleveland (1984-87), Utah (1987-88), Washington (1989-90)
Tom Heitz	8/163	1984	Indiana Pacers	
Kenny Walker	1/5	1986	New York Knicks	New York (1986-91), Washington (1993-95)
Roger Harden	5/115	1986	Los Angeles Lakers	
James Blackmon	5/94	1987	New Jersey Nets	
Rex Chapman	**1/8**	**1988**	**Charlotte Hornets**	**Charlotte (1988-92), Washington (1992-94) Miami (1994-96), Phoenix (1996-98)**
Rob Lock	3/51	1988	LA Clippers	LA Clippers (1988-89)
Ed Davender	3/60	1988	Washington Bullets	
Winston Bennett	3/64	1988	Cleveland Cavaliers	Cleveland (1989-91), Miami (1991-92)
Jamal Mashburn	**1/4**	**1993**	**Dallas Mavericks**	**Dallas (1993-1996), Miami (1997-98)**
Rodney Dent	2/31	1994	Orlando Magic	Orlando (1994-95), Vancouver (1995-96)
Antoine Walker	**1/6**	**1996**	**Boston Celtics**	**Boston (1997-98)**
Tony Delk	**1/16**	**1996**	**Charlotte Hornets**	**Charlotte (1997), Golden State (1998)**
Walter McCarty	**1/19**	**1996**	**New York Knicks**	**New York (1997), Boston (1998)**
Mark Pope	2/52	1996	Indiana Pacers	Indiana (1998)
Ron Mercer	1/6	1997	Boston Celtics	Boston (1998)
Derek Anderson	1/13	1997	Cleveland Cavaliers	Cleveland (1998)
Nazr Mohammed	1/29	1998	Utah	

*Hardship draft - 1971

Active in bold

85 Wildcats have been selected in the NBA Draft.

NBA



Dan Issel, right, scored 27,482 points in his 15-year professional career in the ABA and NBA. The total ranked in the top five all-time.

UK's First-Round Draft Selections

Player	Pick	Year	Drafting Team
Pat Riley	7th	1967	San Diego
Kevin Grevey	18th	1975	Washington
Rick Robey	3rd	1978	Indiana
Jack Givens	16th	1978	Atlanta
Kyle Macy	22nd	1979	Phoenix
Sam Bowie	2nd	1984	Portland
Melvin Turpin	6th	1984	Washington
Kenny Walker	*5th	1986	New York
Rex Chapman	8th	1988	Charlotte
Jamal Mashburn	*4th	1993	Dallas
Antoine Walker	*6th	1996	Boston
Tony Delk	16th	1996	Charlotte
Walter McCarty	19th	1996	New York
Ron Mercer	*6th	1997	Boston
Derek Anderson	13th	1997	Cleveland
Nazr Mohammed	29th	1998	Utah

* Lottery Picks

Current NBA Wildcats Bios

DEREK ANDERSON

Cleveland Cavaliers
6-5 · 195 · Guard
Louisville, Ky.



The 13th pick of the first round by Cleveland in the 1997 NBA Draft… Played in 66 games with 13 starts as a rookie, and was selected to the 1998 All-Rookie Second Team but did not play after spraining his right knee… Finished the season averaging 11.7 ppg and 3.4 apg… Finished fourth in the NBA in free-throw shooting converting 87.3% of his shots… Scored a career-high 30 points against the L.A. Lakers on April 3… Registered 23 points after hitting all 16 free throws against Utah in December… Had an 18-point effort against Indiana in the first round of the playoffs… Was one of five NBA players selected by Michael Jordan — based on his personal commitment to performance and excellence — to wear the Jordan Brand.

REX CHAPMAN

Phoenix Suns
6-4 · 195 · Guard
Owensboro, Ky.



Left UK after his sophomore season and was the first collegiate draft pick ever by the expansion Charlotte Hornets, taken eighth in the first round in 1988… Was crowned the 21-year-old leader of the Hornets and responded by averaging 16.9 ppg en route to earning second-team NBA All-Rookie honors in '89… In his next two seasons, averaged 17.5 ppg and 15.7 ppg, respectively, leading Charlotte in 3FG in his first three seasons… Suffered a stress fracture in his right leg and missed the final 23 games of the 1991 season before missing 60 games in 1992 due to a left heel injury… In February of '92, he was traded to Washington for Tom Hammonds and played in the season finale… Suffered a stretch of injuries in '93 but played in 60 games for the Bullets, averaging 12.5 ppg… Despite more injuries in '94, he shot 49.8% from the field, 38.8% from three-point land and averaged a team-leading 18.2 ppg… In '96, he missed the first 26 games of the season but averaged 14.0 ppg for Miami… Matched his career high with 39 points behind the strength of nine three-pointers in an upset of the Chicago Bulls… Signed as a free agent with Phoenix to start the '97 season, averaging 13.8 ppg and hitting 110 three-pointers, while playing in 65 games… Against Seattle in the playoffs, he poured in 42 points, hitting a playoff record nine three-pointers… Continued to be one of the NBA's top three-point shooters in '98, hitting 120 3FG and averaging 15.9 ppg for the Suns.

TONY DELK

Golden State Warriors
6-2 · 192 · Guard
Brownsville, Tenn.



After winning the MVP award at the 1996 Final Four, Delk was chosen 16th by Charlotte in the 1996 NBA Draft… Played sparingly early in his career but finished his rookie season scoring in double figures in eight of the last 10 games that year… Scored 25 points with five three-pointers against Boston in April 1997… Averaged 5.4 ppg during the regular season but posted 10.3 ppg during the playoff series against New York… Was traded with Muggsy Bogues to Golden State for B.J. Armstrong in Nov. '97… Started nine of the 74 games he played for the Warriors, averaging 10.4 ppg… Scored in double figures in 26 of his last 37 games including a career-high 26 points against Portland… Also had two double-doubles during the stretch in points and assists.

JAMAL MASHBURN

Miami Heat
6-8 · 250 · Forward
New York, N.Y.



Following his junior year at UK, he was drafted fourth in the first round of the 1993 NBA Draft by the Dallas Mavericks… Made the NBA's All-Rookie First Team after averaging 19.2 ppg in 1994, the highest of any rookie in the league… Teamed with guard Jimmy Jackson to form the most potent one-two punch in the league… Averaged 24.1 ppg during the 1995 season, which ranked fifth in the NBA, helping Dallas to the biggest turnaround of any team in the league… Scored 50 points against the Chicago Bulls in '95, becoming the second youngest player in NBA history to score 50 or more in a game… Set the club record with 113 3FG… Averaged 23.4 ppg during the first 18 games of the 1995-96 season before injuring a knee on Dec. 12 which caused him to miss the rest of the season… After sitting out the preseason the following year rehabilitating the knee after arthroscopic surgery, he appeared in 37 games, averaging 10.6 ppg, before being traded on Feb. 14, 1997 to Miami… He was swapped for Sasha Danilovic, Kurt Thomas and Martin Muursepp… He averaged 13.4 ppg in 32 contests with the Heat to finish out the '97 season… In 1998, he started all 48 games he played, averaging 15.1 ppg... Scored a game-high

Cats in the NBA

32 points against the Celtics and former Coach Rick Pitino on Nov. 5… Fractured his right thumb in late February and missed the rest of the regular season.

WALTER McCARTY

Boston Celtics
6-10 · 230 · Forward
Evansville, Ind.



The second of three first-round picks by New York in the 1996 NBA Draft, taken with the 19th pick overall… Saw little action as a rookie, playing 192 minutes in 35 games to average 1.8 ppg… Before the 1998 season he was traded with Dontae Jones and John Thomas to Boston for Chris Mills… Reunited with college coach Rick Pitino, McCarty started 64 of the 82 games, averaging 9.6 ppg and 4.4 rpg… He scored in double figures 42 times with a career-high 20 points at Sacramento in February.

RON MERCER

Boston Celtics
6-7 · 210 · Forward
Nashville, Tenn.



Entered the 1997 NBA Draft after his sophomore season at UK where he was the sixth pick in the first round by Boston…

Started 61 of the 80 games and was ranked among the NBA's elite rookies in every offensive category… Averaged 15.3 ppg, second in scoring on the Celtics, and was voted to the first-team All-Rookie squad… Also participated in the All-Rookie game at the NBA All-Star Weekend… Scored in double figures in 31 of the 35 games after the All-Star break and hit the game-winning basket in overtime against Orlando in April… Scored a career-high 31 points at Houston in March.

NAZR MOHAMMED

Philadelphia 76ers
6-10 · 240 · Center
Chicago, Ill.



Was the last player taken in the first round of the 1998 NBA Draft by the Utah Jazz… Promptly traded to the Philadelphia 76ers.

MARK POPE

Indiana Pacers
6-10 · 235 · Forward
Bellevue, Wash.



A second-round selection by the Indiana Pacers in 1996, Pope played overseas in 1997 for Efes Pilsen in Turkey before making the Pacers' roster for 1997-98… Played in 28 games for the Pacers during the regular season, averaging 6.9 minutes per game and 1.4 ppg… He also saw action in all three playoff series, playing in four games against Chicago in the NBA Eastern Conference finals… Scored two points and grabbed three boards against Charlotte in his NBA debut.

ANTOINE WALKER

Boston Celtics
6-9 · 245 · Forward
Chicago, Ill.



Departed UK after his sophomore season and was the sixth pick by Boston in the 1996 NBA Draft, the first of four Wildcats chosen… Had a sensational rookie campaign in '97, finishing fourth in the Rookie of the Year balloting… Participated in the Rookie Game at the 1997 All-Star Weekend, scoring a team-high 20 points for the East squad… Was Boston's only player to play in all 82 games in '97, leading the team in nearly every statistical category… Averaged 17.5 ppg and recorded 31 double-doubles and two triple-doubles… In '98, again appeared in all 82 games to tally 136 consecutive starts… Finished the season ranked third in the NBA in points (1,840 points), fifth in scoring (22.4 ppg), tied for seventh in rebounding (10.2 rpg) and eighth in minutes played (39.9 mpg)… Named to the Eastern Conference All-Star team and played in the 1998 All-Star game… Recorded 47 double-doubles and one triple-double… Tallied a career-high 49 points at Washington, the most points by a Celtic in the '90s.

Awards & Honors

OLYMPIC GOLD MEDAL WINNERS

(With seven players winning the coveted medal of Olympic participation, the University of Kentucky leads the nation in honorees.)

Wallace Jones 1948
Cliff Barker 1948
Ralph Beard 1948
Alex Groza 1948
Kenny Rollins 1948
Billy Evans 1956
Adrian Smith 1960
Sam Bowie *1980

*United States boycotted the Moscow Games.
Bowie awarded a medal by President Carter.

PAN AMERICAN GOLD MEDAL WINNERS

Billy Evans 1958
Adrian Smith 1959
Rick Robey 1975
Kyle Macy 1979
Jim Master 1983

PAN AMERICAN SILVER MEDAL WINNER

Rex Chapman 1987

LEADERSHIP AWARD

(Donated annually by Radio Station WVLK of Lexington in honor of A. B. "Happy" Chandler, two-time Governor of Kentucky and former Commissioner of Baseball.)

1998 ..... Cameron Mills
1997 ..... Anthony Epps
1994 ..... Travis Ford
1993 ..... Junior Braddy
1992 ..... John Pelphrey
1991 ..... Reggie Hanson
1990 ..... Reggie Hanson
1989 ..... Sean Sutton
1988 ..... Ed Davender
1987 ..... Paul Andrews
1986 ..... Roger Harden
1985 (tie) ..... Kenny Walker, Winston Bennett
1984 ..... Dickey Beal
1983 ..... Charles Hurt
1982 ..... Chuck Verderber
1981 ..... Chuck Verderber
1980 ..... Kyle Macy
1979 ..... Kyle Macy
1978 ..... Kyle Macy
1977 ..... Rick Robey
1976 ..... Jack Givens
1975 ..... Jimmy Dan Conner
1974 ..... Bob Guyette
1973 ..... Kevin Grevey
1972 ..... Stan Key
1971 ..... Larry Steele
1970 ..... Dan Issel
1969 ..... Dan Issel
1968 (tie) ..... Thad Jaracz, Cliff Berger
1967 (tie) ..... Louie Dampier, Pat Riley
1966 (tie) ..... Larry Conley, Tommy Kron
1965 ..... Terry Mobley
1964 ..... Larry Conley
1963 ..... Roy Roberts
1962 ..... Larry Pursiful
1961 ..... Dick Parsons
1960 ..... Dick Parsons
1959 ..... Johnny Cox
1958 ..... Vernon Hatton
1957 ..... Ed Beck
1956 ..... Bob Burrow
1955 ..... Bill Evans
1954 ..... Frank Ramsey
1953 ..... Not awarded
1952 ..... Frank Ramsey
1951 ..... Frank Ramsey

MOST VALUABLE PLAYER

(Given annually by Kentucky Central Insurance Companies to the player chosen as most valuable to his team.)

1998 ..... Jeff Sheppard
1997 ..... Ron Mercer
1996 ..... Tony Delk
1995 ..... Tony Delk, Rodrick Rhodes, Walter McCarty
1994 ..... Travis Ford, Tony Delk
1993 ..... Jamal Mashburn
1992 ..... Jamal Mashburn
1991 (tie) ..... Reggie Hanson, John Pelphrey
1990 ..... Reggie Hanson
1989 ..... Chris Mills
1988 ..... Rex Chapman
1987 ..... Ed Davender
1986 ..... Kenny Walker
1985 ..... Kenny Walker
1984 (tie) ..... Sam Bowie, Melvin Turpin
1983 (tie) ..... Dirk Minniefield, Melvin Turpin
1982 (tie) ..... Derrick Hord, Dirk Minniefield
1981 (tie) ..... Sam Bowie, Dirk Minniefield
1980 ..... Kyle Macy
1979 ..... Kyle Macy
1978 (tie) ..... Jack Givens, Rick Robey
1977 ..... Jack Givens
1976 (tie) ..... Jack Givens, Mike Phillips
1975 ..... Kevin Grevey
1974 ..... Kevin Grevey
1973 ..... Jim Andrews
1972 ..... Tom Parker
1971 ..... Larry Steele
1970 (tie) ..... Dan Issel, Mike Pratt
1969 ..... Dan Issel
1968 ..... Mike Casey
1967 (tie) ..... Louie Dampier, Pat Riley
1966 (tie) ..... Pat Riley, Louie Dampier
1965 ..... Pat Riley
1964 (tie) ..... Cotton Nash, Larry Conley
1963 ..... Ted Deeken
1962 ..... Cotton Nash

OUTSTANDING SENIOR

1998 ..... Allen Edwards
1997 ..... Jared Prickett
1991 ..... Reggie Hanson
1990 ..... Derrick Miller
1989 ..... Mike Scott
1988 ..... Winston Bennett
1987 ..... James Blackmon
1986 ..... Kenny Walker
1985 ..... Bret Bearup
1984 ..... Sam Bowie
1983 ..... Derrick Hord
1982 ..... Chuck Verderber
1981 ..... Fred Cowan
1980 ..... Kyle Macy
1979 ..... Truman Claytor
1978 (tie) ..... Jack Givens, Rick Robey
1977 ..... Larry Johnson
1976 ..... Reggie Warford
1975 ..... Kevin Grevey
1974 ..... Ronnie Lyons
1973 ..... Jim Andrews
1972 ..... Tom Parker
1971 ..... Mike Casey
1970 ..... Dan Issel
1969 ..... Phil Argento
1968 ..... Thad Jaracz
1967 (tie) ..... Louie Dampier, Pat Riley
1966 (tie) ..... Larry Conley, Tommy Kron
1965 ..... John Adams

BEST FIELD GOAL PERCENTAGE

1998	Nazr Mohammed	190 of 318—59.7%

FEWEST TURNOVERS

(Presented in the name of Harry C. Lancaster by Dawahares of Kentucky to starter committing fewest turnovers for time played.)

1995 ..... Tony Delk (51)
1994 ..... Jeff Brassow (20)
1993 ..... Dale Brown (58), Rodney Dent (41)
1992 ..... Richie Farmer (32)
1991 ..... Jeff Brassow (28)
1990 ..... Deron Feldhaus (54)
1989 ..... Derrick Miller (62)
1988 ..... Eric Manuel (29)
1987 ..... Derrick Miller (22)
1986 ..... Kenny Walker (54)
1985 ..... Bret Bearup (36)
1984 ..... Kenny Walker (40)
1983 ..... Charles Hurt (39)
1982 ..... Charles Hurt (31)
1981 ..... Charles Hurt (31)
1980 ..... Kyle Macy (60)
1979 ..... Kyle Macy (63)
1978 ..... Jack Givens (52)
1977 ..... Jack Givens (53)
1976 ..... Reggie Warford (46)
1975 ..... Bob Guyette (50)
1974 ..... Ronnie Lyons (37)
1973 ..... Ronnie Lyons (46)

MOST REBOUNDS

1998 ..... Nazr Mohammed (282)
1995 ..... Mark Pope (207)
1994 ..... Jared Prickett (232)
1993 ..... Jamal Mashburn (284)
1992 ..... Jamal Mashburn (281)
1991 ..... Jamal Mashburn (195)
1990 ..... Reggie Hanson (200)
1989 ..... Chris Mills (277)
1988 ..... Winston Bennett (258)
1987 ..... Richard Madison (216)
1986 ..... Kenny Walker (276)
1985 ..... Kenny Walker (315)
1984 ..... Sam Bowie (313)
1983 ..... Melvin Turpin (195)
1982 ..... Melvin Turpin (212)
1981 ..... Sam Bowie (254)
1980 ..... Sam Bowie (276)
1979 ..... Lavon Willliams (213)
1978 ..... Rick Robey (261)
1977 ..... Rick Robey (273)
1976 ..... Mike Phillips (295)
1975 ..... Rick Robey (214)
1974 ..... Bob Guyette (205)
1973 ..... Jim Andrews (348)
1972 ..... Jim Andrews (315)
1971 ..... Tom Payne (283)
1970 ..... Dan Issel (369)
1969 ..... Dan Issel (321)
1968 ..... Dan Issel (428)
1967 ..... Thad Jaracz (213)
1966 ..... Pat Riley (259)
1965 ..... John Adams

BEST VARSITY FREE THROW SHOOTER

1998	Scott Padgett	87 of 102—85.3%
1995	Anthony Epps	58 of 80—85.0%
1994	Travis Ford	103 of 113—91.2%
1993	Travis Ford	104 of 118—88.1%
1992	Gimel Martinez	68 of 77—88.3%
1991	Richie Farmer	64 of 76—84.2%
1990	Richie Farmer	50 of 59—84.7%
1989	Richie Farmer	24 of 28—85.7%
1988	Ed Davender	149 of 171—87.1%
1987	Ed Davender	107 of 145—73.8%
1986	Roger Harden	26 of 31—83.4%
1985	Richard Madison	31 of 38—81.6%
1984	Jim Master	60 of 74—81.1%
1983	Derrick Hord	65 of 79—82.3%
1981	Dirk Minniefield	55 of 63—87.3%
1980	Kyle Macy	104 of 114—91.2%
1979	Kyle Macy	112 of 129—86.8%
1978	Kyle Macy	115 of 129—89.2%
1977	Jack Givens	94 of 113—83.2%
1976	Jack Givens	116 of 140—82.9%
1975	Rick Robey	51 of 63—81.0%
1974	Kevin Grevey	83 of 100—83.0%
1973	Steve Lochmueller	33 of 38—86.8%

(Donated Prior to 1973 by Adolph Rupp)

1972	Ronnie Lyons	70 of 80—87.5%
1971	Kent Hollenbeck	82 of 93—88.2%
1970	Larry Steele	45 of 49—91.8%
1969	Phil Argento	47 of 61—77.0%
1965	Louie Dampier	84 of 100—84.0%
1964	Tommy Kron	28 of 34—82.3%
1963	Scotty Baesler	59 of 69—85.5%
1962	Larry Pursiful	89 of 109—81.6%

Awards & Honors

BEST REBOUNDER

(Goes after the ball the hardest)

1998 ..... Nazr Mohammed
1997 ..... Nazr Mohammed
1996 ..... Antoine Walker
1995 ..... Mark Pope
1994 ..... Tony Delk

MOST ASSISTS

(Presented by the Committee of 101 in memory of Claude Sullivan to the varsity leader in assists)

1998 ..... Wayne Turner (173)
1989 ..... Sean Sutton (146)
1988 ..... Ed Davender (131)
1987 ..... Rex Chapman (103)
1986 ..... Roger Harden (232)
1985 ..... Roger Harden (142)
1984 ..... Dickey Beal (133)
1983 ..... Dirk Minniefield (189)
1982 ..... Dirk Minniefield (188)
1981 ..... Dirk Minniefield (151)
1980 ..... Kyle Macy (163)
1979 ..... Kyle Macy (129)
1978 ..... Kyle Macy (178)
1977 ..... Larry Johnson (143)
1976 ..... Larry Johnson (98)
1975 (tie) ..... Jimmy Dan Conner (106)
..... Mike Flynn (106)
1974 ..... Mike Flynn (83)
1973 ..... Jimmy Dan Conner (83)
1972 ..... Stan Key (89)
1971 ..... Larry Steele (93)
1970 ..... Mike Pratt (99)
1969 ..... Mike Casey (129)
1968 ..... Mike Pratt (82)
1967 ..... Pat Riley (68)
1966 ..... Larry Conley (100)

BEST PLAYMAKER

1998 ..... Wayne Turner
1996 ..... Anthony Epps
1995 ..... Rodrick Rhodes
1994 ..... Travis Ford
1993 ..... Travis Ford
1992 ..... Sean Woods
1991 ..... Sean Woods
1990 ..... John Pelphrey

BEST DEFENSIVE PLAYER

1998 ..... Jamaal Magloire
1997 (tie) ..... Jamaal Magloire, Wayne Turner
1996 ..... Tony Delk
1995 ..... Tony Delk
1993 ..... Dale Brown
1992 ..... Dale Brown
1991 ..... Reggie Hanson
1990 ..... Assistant Coaches
1989 ..... Reggie Hanson
1988 ..... Ed Davender
1987 ..... Ed Davender
1986 (tie) ..... Ed Davender, Winston Bennett
1985 ..... Winston Bennett
1984 ..... Kenny Walker
1983 ..... Dirk Minniefield
1982 ..... Dirk Minniefield
1981 ..... Dirk Minniefield
1980 ..... Dirk Minniefield
1979 ..... Truman Claytor
1978 ..... Truman Claytor
1977 ..... Larry Johnson
1976 ..... Larry Johnson
1975 ..... Mike Flynn
1974 ..... Larry Johnson
1973 ..... Mike Flynn

MOST CHARGES

1998 ..... Allen Edwards

THREE-POINT AWARD

(Presented by Central Bank)

1998 ..... Cameron Mills
1997 ..... Cameron Mills
1996 ..... Tony Delk
1995 ..... Chris Harrison

REGGIE HANSON SACRIFICE AWARD

(Presented in the name of Reggie Hanson to a player who makes great personal sacrifice for the sake of the team)

1998 .....
1997 ..... Steve Masiello
1996 ..... Jeff Sheppard
1995 ..... Jeff Sheppard
1994 ..... Jared Prickett
1993 ..... Jeff Brassow
1992 ..... Todd Svoboda
1991 ..... Sean Woods
1990 ..... Deron Feldhaus

SACRIFICE AWARD

(Presented to the player who takes the most charges during the season)

1989 ..... Sean Sutton & LeRon Ellis
1988 ..... Rob Lock

MOST IMPROVED PLAYER

1998 ..... Mike Bradley
1997 ..... Scott Padgett
1996 ..... Allen Edwards
1995 ..... Jeff Sheppard
1994 ..... Anthony Epps
1993 ..... Andre Riddick
1992 ..... Gimel Martinez
1991 ..... Richie Farmer
1990 ..... Deron Feldhaus

MR. HUSTLE

1998 ..... Heshimu Evans
1997 ..... Jared Prickett
1996 ..... Derek Anderson
1995 ..... Mark Pope
1994 ..... Jeff Brassow
1993 ..... Jared Prickett
1992 ..... Deron Feldhaus
1991 ..... Jeff Brassow
1990 ..... Deron Feldhaus

MOST POSITIVE

1998 (tie) ..... Saul Smith, Cameron Mills
1997 ..... Derek Anderson
1996 ..... Mark Pope
1995 ..... Walter McCarty

MOST COURAGEOUS

1998 ..... Allen Edwards

STUDENT - ATHLETE OF THE YEAR

1998 ..... Jeff Sheppard
1997 ..... Cameron Mills
1995 ..... Mark Pope
1994 ..... Mark Pope
1993 ..... Travis Ford
1992 ..... Travis Ford
1991 ..... Todd Bearup
1990 ..... John Pelphrey
1989 ..... Mike Scott
1988 ..... Cedric Jenkins
1987 ..... Paul Andrews
1986 ..... Kenny Walker
1985 ..... Bret Bearup
1984 ..... Jim Master
1983 ..... Derrick Hord
1982 ..... Chuck Verderber
1981 ..... Chris Gettelfinger
1980 ..... Kyle Macy
1979 ..... Dwane Casey
1978 ..... Jack Givens
1977 ..... Merion Haskins
1976 ..... Reggie Warford
1975 ..... Bob Guyette
1974 ..... Ray Edelman
1973 ..... Dan Perry
1972 ..... Tom Parker
1971 ..... Jim Dinwiddie
1970 ..... Dan Issel
1969 ..... Phil Argento
1968 ..... Cliff Berger
1967 ..... Louie Dampier
1966 ..... Tommy Kron

FRESHMAN LEADERSHIP

1998 ..... Saul Smith
1989 ..... Chris Mills
1988 ..... Eric Manuel
1987 ..... Rex Chapman
1986 ..... Irving Thomas
1985 ..... Ed Davender
1984 ..... Winston Bennett
1983 ..... Kenny Walker
1982 ..... Troy McKinley
1981 ..... Dickey Beal
1980 (tie) ..... Derrick Hord, Charles Hurt
1979 ..... Chuck Verderber
1978 ..... Fred Cowan
1977 ..... Tim Stephens
1976 ..... Dwane Casey
1975 ..... Rick Robey
1974 ..... Merion Haskins
1973 ..... Reggie Warford
1972 ..... Jimmy Dan Conner
1971 ..... Ronnie Lyons
1970 ..... Doug Flynn
1969 ..... Randy Noll
1968 ..... Greg Starrick
1967 ..... Dan Issel
1966 ..... Phil Argento
1965 ..... Jim LeMaster

110 PERCENT AWARD

(Presented by the Kiwanis Club of Lexington)

1998 ..... Jeff Sheppard
1989 ..... Deron Feldhaus
1988 ..... Rob Lock
1987 (tie) ..... Terry Shigg, Steve Bruce
1986 ..... Winston Bennett
1985 ..... Kenny Walker
1984 ..... Winston Bennett
1983 ..... Charles Hurt, Jim Master
1982 ..... Dirk Minniefield
1981 ..... Chuck Verderber
1980 ..... Jay Shidler, Lavon Williams
1979 ..... Dwight Anderson, Lavon Williams
1978 ..... Dwane Casey
1977 ..... Larry Johnson
1976 ..... Reggie Warford
1975 ..... Larry Johnson
1974 ..... Jerry Hale
1973 ..... Ronnie Lyons
1972 ..... Larry Stamper
1971 ..... Larry Steele
1970 ..... Coach Adolph Rupp
1969 ..... Mike Pratt
1968 ..... Mike Casey
1967 ..... Brad Bounds
1966 ..... Larry Conley
1965 ..... Pat Riley
1964 ..... Larry Conley
1963 ..... Roy Roberts
1962 ..... Carrol Burchett

TEAM PLAYER

1998 ..... Ryan Hogan

BEST INDIVIDUAL WORKOUT

1998 ..... Myron Anthony

FAN OF THE YEAR

1998 ..... Bob Wiggins
1995 ..... Slim Flannery
1992 ..... Karlyn Kelley
1991 ..... Evan Settle
1990 ..... Gov. A. B. "Happy" Chandler
1989 ..... Van Florence & Doug Sizemore
1988 ..... John Burford

MR. DEFLECTION

1998 ..... Wayne Turner
1997 ..... Derek Anderson
1994 ..... Rodrick Rhodes
1993 ..... Dale Brown
1992 ..... Sean Woods
1991 ..... Reggie Hanson
1990 ..... Reggie Hanson and John Pelphrey

SHIVELY MEMORIAL PLAQUE

(Presented by Notre Dame University in Memory of the late UK Athletic Director, Bernie Shively, to the Most Valuable Player In Kentucky-Notre Dame Game)

1988 ..... LeRon Ellis (Kentucky)
1981 ..... Melvin Turpin (Kentucky)
..... John Paxson (Notre Dame)
1980 ..... Kelly Tripucka (Notre Dame)
1979 ..... Kyle Macy (Kentucky)
1978 ..... Dwight Anderson (Kentucky)
1977 ..... Kyle Macy (Kentucky)
1976 ..... Jack Givens (Kentucky)
1975 ..... Truman Claytor (Kentucky)
..... Adrian Dantley (Notre Dame)
1974 ..... Larry Johnson (Kentucky)
1973 ..... John Shumate (Notre Dame)
1972 ..... Jim Andrews (Kentucky)
1971 ..... Tom Parker (Kentucky)
1970 ..... Austin Carr (Notre Dame)
1969 ..... Mike Pratt Kentucky)
1968 ..... Phil Argento (Kentucky)
1967 ..... Mike Casey (Kentucky)

TENNESSEE CLUB SEC AWARDS

1970 ..... Dan Issel, Rebounder
1968 ..... Cliff Berger, Academic
1967 ..... Louie Dampier, Shooter
1967 ..... Pat Riley, Sportsmanship

Awards & Honors

ALL-SOUTHEASTERN CONFERENCE

(74 Players Chosen 131 Times)

Ellis Johnson (G) 1933
Forest Sale (C) 1933
John DeMoisey (F) ..... 1933, '34
Bill Davis (G) 1934
Leroy Edwards (C) 1935
Dave Lawrence (F) 1935
Ralph Carlisle (F) ..... 1936, '37
Warfield Donohue (G) 1937
Bernie Opper (G) ..... 1938, '39
Layton Rouse (G) 1940
Lee Huber (G) 1941
James King (C) 1941
Marvin Akers (F) ..... 1941, '43
Ermal Allen (F) 1942
Melvin Brewer (C) 1943
Bob Brannum (C) 1944
Jack Parkinson (G) ..... 1944, '45, '46
Jack Tingle (F) ..... 1944, '45, '46, '47
Kenton Campbell (C) 1945
Ralph Beard (G) ..... 1946, '47, '48, '49
Wallace Jones (F) ..... 1946, '47, '48, '49
Joe Holland (F) 1947
Alex Groza (C) ..... 1948, '49
Kenny Rollins (G) ..... 1947, '48
Jim Line (F) 1950
Bill Spivey (C) ..... 1950, '51
Walt Hirsch (F) 1951
Shelby Linville (F) 1951
Bobby Watson (G) ..... 1951, '52
Frank Ramsey (G) ..... 1951, '52, '54
Cliff Hagan (C) ..... 1952, '54
Bill Evans (G-F) 1955
Bob Burrow (C) ..... 1955, '56
Johnny Cox (F) ..... 1957, '58, '59
Vernon Hatton (G) 1958
Don Mills (C) 1960
Bill Lickert (F-G) ..... 1959, '60, '61
Larry Pursiful (G) 1962
Cotton Nash (C-F) ..... 1962, '63, '64
Ted Deeken (F) 1964
Tommy Kron (G) ..... 1965, '66
Pat Riley (F) ..... 1965, '66
Thad Jaracz (C-F) 1966
Larry Conley (F) 1966
Louie Dampier (G) ..... 1965, '66, '67
Mike Casey (G) ..... 1968, '69, '71
Dan Issel (C) ..... 1968, '69, '70
Mike Pratt (F) ..... 1969, '70
Larry Steele (F) 1971
Tom Parker (F) ..... 1971, '72
Tom Payne (C) 1971
Jim Andrews (C) ..... 1972, '73
Kevin Grevey (F) ..... 1973, '74, '75
Jack Givens (F) ..... 1976, '77, '78
Rick Robey (F) ..... 1977, '78
Kyle Macy (G) ..... 1978, '79, '80
Sam Bowie (C) ..... 1980, '81
Derrick Hord (F) 1982
Melvin Turpin (C) ..... 1983, '84
Kenny Walker (F) ..... 1985, '86
Winston Bennett (F) ..... 1986, '88
Rex Chapman (G) ..... 1987, '88
Ed Davender (G) ..... 1987, '88
LeRon Ellis (C) 1989
Chris Mills (F) 1989
Reggie Hanson (C) ..... 1990, '91
Derrick Miller (G) 1990
John Pelphrey (F) 1991
Jamal Mashburn (F) ..... 1991, '92, '93
Travis Ford (G) 1993
Tony Delk (G) ..... 1995, '96
Antoine Walker (F) 1996
Ron Mercer (G-F) 1997
Nazr Mohammed (C) 1998



Alex Groza

ALL-NCAA TOURNAMENT

(FINAL FOUR)

Alex Groza (C) ..... 1948•, '49•
Bill Spivey (C) 1951
Shelby Linville (F) 1951
Vernon Hatton (G) 1958
Johnny Cox (F) 1958
Pat Riley (F) 1966
Louie Dampier (G) 1966
Kevin Grevey (F) 1975
Jack Givens (F) ..... 1978•
Rick Robey (F) 1978
Jamal Mashburn (F) 1993
Tony Delk (G) ..... 1996•
Ron Mercer (F) ..... 1996, '97
Scott Padgett (F) ..... 1997, '98
Jeff Sheppard ..... 1998•
•Chosen Most Valuable Player

(REGIONAL)

Alex Groza (C) ..... 1948•, '49•
Bill Spivey (C) 1951
Bob Burrow (C) ..... 1955, '56
Gayle Rose (G) 1958
Vernon Hatton (G) 1958
Johnny Cox (F) ..... 1957, '58, '59
Bill Lickert (F) 1961
Larry Pursiful (G) 1962
Cotton Nash (C-F) 1962
Pat Riley (F) ..... 1966•
Louie Dampier (G) 1966
Mike Casey (G) 1968
Dan Issel (C) ..... 1968, '69, '70
Jim Andrews (C) ..... 1972, '73
Jimmy Dan Conner (G) 1975
Jack Givens (F) ..... 1977, '78
Mike Phillips (C) 1978
Kyle Macy (G) ..... 1978•
Fred Cowan (F) 1980
Jim Master (G) 1983
Melvin Turpin (C) ..... 1983, '84
Dickey Beal (G) ..... 1984•
Sam Bowie (F) 1984
Kenny Walker (F) ..... 1985, '86
Winston Bennett (F) 1986
Jamal Mashburn (F) ..... 1992, '93
Sean Woods (G) 1992
Travis Ford (G) ..... 1993•
Jared Prickett (F) 1993
Tony Delk (G) ..... 1995, '96•
Derek Anderson (G-F) 1996
Anthony Epps (G) 1996
Antoine Walker (F) 1996
Ron Mercer (G-F) ..... 1997•
Wayne Turner (G) ..... 1997, '98•
Scott Padgett 1998
Jeff Sheppard 1998
•Chosen Most Valuable Player

KENTUCKY ACADEMIC ALL-AMERICANS

Louie Dampier	Guard	1966-67
Dan Issel	Center	1970
Mike Pratt	Forward	1970
Mike Casey	Guard	1971
Bob Guyette	Forward	1975
Jimmy Dan Conner	Guard	1975
Kyle Macy	Guard	1979

ALL-SOUTHERN CONFERENCE

Paul Jenkins (G) 1926
Carey Spicer (G) 1929-31
Louis McGinnis (F) 1931
George Yates (G) 1931
Ellis Johnson (C-F) 1932

KENTUCKY ACADEMIC ALL-SOUTHEASTERN CONFERENCE

Roy Roberts	Forward	1962
Larry Conley	Guard	1964, '65
Louie Dampier	Guard	1966, '67
Cliff Berger	Center	1966, '68
Mike Pratt	Forward	1970
Dan Issel	Center	1970
Mike Casey	Forward	1971
Tom Parker	Center	1971
Bob Guyette	Center	1974
Jimmy Dan Conner	Guard	1975
Kyle Macy	Guard	1979
•Chuck Verderber	Forward	1980, '81, '82
Winston Bennett	Forward	1985
Bret Bearup	Center	1985
Rex Chapman	Guard	1988
Cedric Jenkins	Guard	1988
John Pelphrey	Guard	1990
Travis Ford	Guard	1992, '93, '94
Mark Pope	Center	1995
Jeff Sheppard	Guard	1995
Scott Padgett	Forward	1998
Steve Masiello	Guard	1998

•Only the third player in conference history to be named Academic ALL-SEC three times.

ALL-SIAA TOURNAMENT

Paul Adkins (C) 1921
Bill King (F) 1921
Bob Lavin (G) 1921

Basketball Trivia

QUESTION: Who are the top two career scorers in the now defunct American Basketball Association (ABA 1967-76)?

ANSWER: Two former Kentucky All-Americans. The leader is Louie Dampier, who scored 13,725 points, an average of 18.9 in nine years with the Kentucky Colonels, and the second is Dan Issel, who scored 12,823 points, an average of 25.6 in six years with the Kentucky Colonels and Denver Nuggets.

UK in the NCAA

Kentucky has made *39 appearances in the NCAA Tournament – more than any other school. Kentucky has captured the NCAA title seven times. UCLA is the only school that can boast of more NCAA Tournament titles than Kentucky. Through the years, Kentucky has racked up an impressive 81-34 NCAA Tournament record.

Kentucky in the NCAA Record Book

The Wildcats hold numerous records in NCAA play, both as a team and individually. Here are the records held by the Wildcats:

Fewest Points Allowed (single game, since 1938):
6 — Kentucky (75) vs. Arkansas State, Jan. 8, 1945;
and Tennessee (11) vs. Temple, Dec. 15, 1973

Fewest Field Goals (single game, since 1938):
2 — Arkansas State vs. Kentucky, Jan. 8, 1945;
Duke vs. N.C. State, March 8, 1968

Most Rebounds (single game):
108 — Kentucky vs. Ole Miss, Feb. 8, 1964

Most Consecutive Home-Court Victories:
129 — Kentucky, from Jan. 4, 1943, to Jan. 8, 1955 (ended by Georgia Tech, 59-58)

Unbeaten Teams (since 1938, UK is one of 12 schools)
1954 — Kentucky (25)

30-Game Winners
(Kentucky has registered more 30-game winning seasons than any other school in the NCAA)

36 — KENTUCKY, 1948
35 — KENTUCKY, 1997
KENTUCKY, 1998

34 — KENTUCKY, 1947
KENTUCKY, 1996

32 — KENTUCKY, 1949
KENTUCKY, 1951
KENTUCKY, 1986

30 — KENTUCKY, 1978
KENTUCKY, 1993

Most Wins by a Coach in his First Year at a School:
35 — Tubby Smith, Kentucky, 1998

TOTALS: 39 appearances, won 81, lost 34; Seven NCAA championships; Runner-up three times; 13 Final Four appearances; 25 Final Eight appearances.

YEARS IN NCAA TOURNEY: 1942-45-48-49-51-52-55-56-57-58-59-61-62-64-66-68-69-70-71-72-73-75-77-78-80-81-82-83-84-85-86-87-*-92, 93, 94, 95, 96, 97, 98.

1988 appearance vacated as part of NCAA sanctions.

NCAA Championships

UCLA	11
KENTUCKY	**7**
Indiana	5
North Carolina	3
Duke	2
Cincinnati	2
Kansas	2
Louisville	2
North Carolina State	2
Oklahoma State	2
San Francisco	2

Most Consecutive Tournament Appearances

North Carolina	24	1975-98
Georgetown	14	1979-92
Arizona	14	1985-98
UCLA	13	1967-79
Indiana	13	1986-98
Duke	11	1984-94
Marquette	10	1971-80
Syracuse	10	1983-92
Louisiana St.	10	1984-93
UCLA	10	1989-98
Arkansas	9	1977-85
Georgia Tech	9	1985-93
Nevada-Las Vegas	9	1983-91
Arkansas	9	1988-96
Kansas	9	1990-98
Idaho St.	8	1953-60
Illinois	8	1983-90
Kentucky	**8**	**1980-87**
Louisville	8	1977-84
Notre Dame	8	1974-81
Oklahoma	8	1983-90
Syracuse	8	1973-80
Temple	8	1990-98

NCAA Tournament Appearances

KENTUCKY	**39**	**1942-98**
UCLA	33	1950-98
North Carolina	32	1941-98
Louisville	27	1951-97
Indiana	27	1940-98
Kansas	27	1940-98
Notre Dame	24	1953-90
St. John's (N.Y.)	24	1951-98
Syracuse	24	1957-98
Villanova	23	1939-97
Arkansas	23	1945-98
Kansas State	22	1948-96

UK in the NCAA

Kentucky in the NCAA Tournament

The Wildcats hold numerous records in NCAA Tournament play.

ALL-TIME

Most Tournament Appearances:
39 – Kentucky

Most Tournament Games:
115 - Kentucky

Most Tournament Wins:
81 – Kentucky

SERIES

Most Assists in a Tournament:
143 – Kentucky, 1996 (6 games)

Most Blocks in a Tournament:
48 – Kentucky, 1998 (6 games)

TEAM

Fewest Points in a Final Four Game:
28 – Kentucky vs. Dartmouth (47), 1942

Most Blocks in a Tournament Game:
14 – Kentucky vs. UCLA, 1998

Most Blocks in a Tournament Game (Two Teams):
20 – Kentucky (14) vs. UCLA (6), 1998

Most Personal Fouls by Two Teams:
61 – Syracuse (30) vs. Kentucky (31), 1975

INDIVIDUAL

Highest FG%:
100.0% - Kenny Walker (11-11) vs. Western Kentucky, 1986

TEAM – CHAMPIONSHIP GAME

Largest Halftime Deficit Overcome:
10 – Kentucky (31) vs. Utah (41), 1998

Most Points Scored by Two Teams:
182 – Kentucky (94) vs. Duke (88), 1978

Most FG Made by Two Teams:
71 – UCLA (38) vs. Kentucky (33), 1975

Lowest FG% by Winner:
38.4% - Kentucky vs. Syracuse, 1996 (28-73)

Most 3FG:
12 – Kentucky vs. Syracuse, 1996 (12-27)

Most 3FG: (Two Teams):
18 – Kentucky (12) vs. Syracuse (6), 1996

Most 3FGA:
30 – Kentucky vs. Arizona, 1997 (10-30)

Most 3FGA (Two Teams):
43 – Kentucky (30) vs. Arizona (13), 1997

Most Blocks:
7 (Tied) – Kentucky vs. Arizona, 1997

Most Disqualifications:
4 – Kentucky vs. Arizona, 1997

INDIVIDUAL – CHAMPIONSHIP GAME

Most 3FG:
7 (Tied) – Tony Delk (7-12) vs. Syracuse, 1996

Most Blocked Shots:
3 – Nazr Mohammed vs. Arizona, 1997
3 – Jamaal Magloire vs. Utah, 1998
(6 others tied with 3)

Division I Men's All-Time Winningest Teams (Min. 20 Years in Division I)

	School Name	First Year	Yrs.	Won	Lost	Tied	Pct.
1.	Kentucky	1903	95	1720	529	1	.764
2.	North Carolina	1911	88	1709	599	0	.740
3.	Kansas	1899	100	1665	714	0	.700
4.	St. John's (N.Y.)	1908	91	1554	706	0	.688
5.	Duke	1906	93	1548	753	0	.673
6.	Temple	1895	102	1496	813	0	.648
7.	Syracuse	1901	97	1477	692	0	.681
8.	Oregon State	1902	97	1456	985	0	.596
9.	Pennsylvania	1897	98	1454	832	2	.636
10.	Indiana	1901	98	1430	767	0	.651
11.	Notre Dame	1898	93	1427	776	1	.648
12.	UCLA	1920	79	1423	612	0	.699
13.	Princeton	1901	98	1386	843	0	.622
13.	Washington	1896	96	1386	893	0	.608
15.	Purdue	1897	100	1383	758	0	.646
16.	Utah	1909	90	1376	732	0	.653
17.	Western Kentucky	1915	79	1366	669	0	.671
18.	West Virginia	1904	89	1349	821	0	.622
19.	Illinois	1906	93	1344	746	0	.643
20.	Bradley	1903	94	1338	832	0	.617
21.	Louisville	1912	84	1337	716	0	.651
22.	North Carolina State	1913	86	1326	778	0	.630
23.	Fordham	1903	95	1319	989	0	.571
24.	Cincinnati	1902	97	1311	799	0	.621
24.	Washington State	1902	97	1311	1161	0	.530

Division I Men's All-Time Winning Percentage (Min. 20 Years in Division I)

	School Name	First Year	Yrs.	Won	Lost	Tied	Pct.
1.	Kentucky	1903	95	1720	529	1	.764
2.	North Carolina	1911	88	1709	599	0	.740
3.	UNLV	1959	40	831	307	0	.730
4.	Kansas	1899	100	1665	714	0	.700
5.	UCLA	1920	79	1423	612	0	.699
6.	St. John's (N.Y.)	1908	91	1554	706	0	.688
7.	Syracuse	1901	97	1477	692	0	.681
8.	Duke	1906	93	1548	753	0	.673
9.	Western Kentucky	1915	79	1366	669	0	.671
10.	Arkansas	1924	75	1292	671	0	.658
11.	Utah	1909	90	1376	732	0	.653
12.	Indiana	1901	98	1430	767	0	.651
13.	Louisville	1912	84	1337	716	0	.651
14.	Temple	1895	102	1496	813	0	.648
15.	Notre Dame	1898	93	1427	776	1	.648
16.	DePaul	1924	75	1182	641	0	.648
17.	Purdue	1897	100	1383	758	0	.646
18.	Illinois	1906	93	1344	746	0	.643
19.	New Orleans	1970	29	530	294	0	.643
20.	Weber State	1963	36	654	364	0	.642
21.	Villanova	1921	78	1268	722	0	.637
22.	Illinois St.	1972	27	502	286	0	.637
23.	Pennsylvania	1897	98	1454	832	2	.636
24.	Arizona	1905	93	1309	753	0	.635
25.	North Carolina St.	1913	86	1326	778	0	.630

NCAA Final Four Results

Year	Champion	Score	Runner-up	Third Place	Fourth Place	Site of Finals	Coach of Team Champions	Outstanding Player Award
1939	Oregon	46-33	Ohio State	*Oklahoma	*Villanova	Evanston, Ill.	Howard Hobson, Oregon	None Selected
1940	Indiana	60-42	Kansas	*Duquesne	*Southern Cal	Kansas City, Mo.	Branch McCracken, Indiana	Marvin Huffman, Indiana
1941	Wisconsin	39-34	Washington State	*Pittsburgh	*Arkansas	Kansas City. Mo.	Harold Foster, Wisconsin	John Kotz, Wisconsin
1942	Stanford	53-38	Dartmouth	*Kentucky	*Colorado	Kansas City, Mo.	Everett Dean, Stanford	Howard Dallmar, Stanford
1943	Wyoming	46-34	Georgetown	*Texas	*DePaul	New York	Everett Shelton, Wyoming	Ken Sailors, Wyoming
1944	Utah	42-40$	Dartmouth	*Iowa State	*Ohio State	New York	Vadal Peterson, Utah	Arnold Ferrin, Utah
1945	Oklahoma St.	49-45	New York U.	*Arkansas	*Ohio State	New York	Henry Iba, Oklahoma St.	Bob Kurland, Oklahoma St.
1946	Oklahoma St.	43-40	North Carolina	Ohio State	California	New York	Henry Iba, Oklahoma St.	Bob Kurland, Oklahoma St.
1947	Holy Cross	58-47	Oklahoma	Texas	CCNY	New York	Alvin Julian, Holy Cross	George Kaftan, Holy Cross
1948	Kentucky	58-42	Baylor	Holy Cross	Kansas State	New York	Adolph Rupp, Kentucky	Alex Groza, Kentucky
1949	Kentucky	46-36	Oklahoma St.	Illinois	Oregon State	Seattle, Wash.	Adolph Rupp, Kentucky	Alex Groza, Kentucky
1950	CCNY	71-68	Bradley	N.C. State	Baylor	New York	Nat Holman, CCNY	Irwin Dambrot, CCNY
1951	Kentucky	68-58	Kansas State	Illinois	Oklahoma St.	Minneapolis, Minn.	Adolph Rupp, Kentucky	None Selected
1952	Kansas	80-63	St. John's	Illinois	Santa Clara	Seattle, Wash.	Forrest Allen, Kansas	Clyde Lovelette, Kansas
1953	Indiana	69-68	Kansas	Washington	LSU	Kansas City, Mo.	Branch McCracken, Indiana	B.H. Born, Kansas
1954	LaSalle	92-76	Bradley	Penn State	Southern Cal	Kansas City, Mo.	Kenneth Loeffler	Tom Gola, LaSalle
1955	San Francisco	77-63	LaSalle	Colorado	Iowa	Kansas City, Mo.	Phil Woolpert, San Francisco	Bill Russell, San Francisco
1956	San Francisco	83-71	Iowa	Temple	Southern Methodist	Evanston, Ill.	Phil Woolpert, San Francisco	Hal Lear, Temple
1957	N. Carolina	54-53&	Kansas	San Francisco	Mich. State	Kansas City, Mo.	Frank McGuire, N. Carolina	Wilt Chamberlain, Kansas
1958	Kentucky	84-72	Seattle	Temple	Kansas State	Louisville, Ky.	Adolph Rupp, Kentucky	Elgin Baylor, Seattle
1959	California	71-70	West Virginia	Cincinnati	Louisville	Louisville, Ky.	Pete Newell, California	Jerry West, West Virginia
1960	Ohio State	75-55	California	Cincinnati	New York U.	San Francisco, Calif.	Fred Taylor, Ohio State	Jerry Lucas, Ohio State
1961	Cincinnati	70-65$	Ohio State	Vacated	Utah	Kansas City, Mo.	Edwin Jucker, Cincinnati	Jerry Lucas, Ohio State
1962	Cincinnati	71-59	Ohio State	Wake Forest	UCLA	Louisville, Ky.	Edwin Jucker, Cincinnati	Paul Hogue, Cincinnati
1963	Loyola (Ill.)	60-58$	Cincinnati	Duke	Oregon State	Louisville, Ky.	George Ireland, Loyola (Ill.)	Art Heyman, Duke
1964	UCLA	98-83	Duke	Michigan	Kansas State	Kansas City, Mo.	John Wooden, UCLA	Walt Hazzard, UCLA
1965	UCLA	91-80	Michigan	Princeton	Wichita State	Portland, Ore.	John Wooden, UCLA	Bill Bradley, Princeton
1966	Texas-El Paso	72-65	Kentucky	Duke	Utah	College Park, Md.	Don Haskins, Texas-El Paso	Jerry Chambers, Utah
1967	UCLA	79-64	Dayton	Houston	North Carolina	Louisville, Ky.	John Wooden, UCLA	Lew Alcindor, UCLA
1968	UCLA	78-55	North Carolina	Ohio State	Houston	Los Angeles, Calif.	John Wooden, UCLA	Lew Alcindor, UCLA
1969	UCLA	92-72	Purdue	Drake	North Carolina	Louisville, Ky.	John Wooden, UCLA	Lew Alcindor, UCLA
1970	UCLA	80-69	Jacksonville	N. Mexico St.	St. Bonaventure	College Park, Md.	John Wooden, UCLA	Sidney Wicks, UCLA
1971	UCLA	68-62	Vacated **	Vacated **	Kansas	Houston, Texas	John Wooden, UCLA	Vacated **
1972	UCLA	81-76	Florida State	North Carolina	Louisville	Los Angeles, Calif.	John Wooden. UCLA	Bill Walton, UCLA
1973	UCLA	87-66	Memphis State	Indiana	Providence State	St. Louis, Mo.	John Wooden, UCLA	Bill Walton, UCLA
1974	N.C. State	76-64	Marquette	UCLA	Kansas	Greensboro, N.C.	Norman Sloan, N.C. State	David Thompson, N.C. State
1975	UCLA	92-85	Kentucky	Louisville	Syracuse	San Diego, Calif.	John Wooden. UCLA	Richard Washington, UCLA
1976	Indiana	86-68	Michigan	UCLA	Rutgers	Phildelphia, Pa.	Bob Knight, Indiana	Kent Benson, Indiana
1977	Marquette	67-59	North Carolina	UNLV	U.N.C. Charlotte	Atlanta, Ga.	Al McGuire, Marquette	Butch Lee, Marquette
1978	Kentucky	94-88	Duke	Arkansas	Notre Dame	St. Louis, Mo.	Joe B. Hall, Kentucky	Jack Givens, Kentucky
1979	Michigan State	75-64	Indiana State	DePaul	Penn	Salt Lake City, Utah	Jud Heathcote, Michigan State	Earvin Johnson, Mich. State
1980	Louisville	59-54	Vacated **	Purdue	Iowa	Indianapolis, Ind.	Denny Crum, Louisville	Darrell Griffith, Louisville
1981	Indiana	63-50	North Carolina	Virginia	LSU	Philadelphia, Pa.	Bob Knight, Indiana	Isiah Thomas, Indiana
1982	North Carolina	63-62	Georgetown	*Houston	*Louisville	New Orleans, La.	Dean Smith, North Carolina	James Worthy, North Carolina
1983	N.C. State	54-52	Houston	*Georgia	*Louisville	Albuquerque, N.M.	Jim Valvano, N.C. State	Akeem Olajuwon, Houston
1984	Georgetown	84-75	Houston	*Kentucky	*Virginia	Seattle, Wash.	John Thompson, Georgetown	Patrick Ewing, Georgetown
1985	Villanova	66-64	Georgetown	*St. John's	*Memphis State	Lexington, Ky.	Rollie Massimino, Villanova	Ed Pinckney, Villanova
1986	Louisville	72-69	Duke	*LSU	*Kansas	Dallas, Texas	Denny Crum, Louisville	Pervis Ellison, Louisville
1987	Indiana	74-73	Syracuse	*Providence	*UNLV	New Orleans, La.	Bob Knight, Indiana	Keith Smart, Indiana
1988	Kansas	83-79	Oklahoma	*Arizona	*Duke	Kansas City, Mo.	Larry Brown, Kansas	Danny Manning, Kansas
1989	Michigan	80-79$	Seton Hall	*Duke	*Illinois	Seattle, Wash.	Steve Fisher, Michigan	Glen Rice, Michigan
1990	UNLV	103-73	Duke	*Arkansas	*Georgia Tech	Denver, Colo.	Jerry Tarkanian, UNLV	Anderson Hunt, UNLV
1991	Duke	72-65	Kansas	*UNLV	*North Carolina	Indianapolis, Ind.	Mike Krzyzewski, Duke	Christian Laettner, Duke
1992	Duke	71-51	Michigan	*Cincinnati	*Indiana	Minneapolis, Minn.	Mike Krzyzewski, Duke	Bobby Hurley, Duke
1993	North Carolina	77-71	Michigan	*Kansas	*Kentucky	New Orleans, La.	Dean Smith, North Carolina	Donald Williams, North Carolina
1994	Arkansas	76-72	Duke	*Florida	*Arizona	Charlotte, N.C.	Nolan Richardson, Arkansas	Corliss Williamson, Arkansas
1995	UCLA	89-78	Arkansas	*Oklahoma State	*North Carolina	Seattle, Wash.	Jim Harrick, UCLA	Ed O'Bannon, UCLA
1996	Kentucky	76-67	Syracuse	*Mississippi State	*Massachusetts	E. Rutherford, N.J.	Rick Pitino, Kentucky	Tony Delk, Kentucky
1997	Arizona	84-79$	Kentucky	*Minnesota	*North Carolina	Indianapolis, Ind.	Lute Olsen, Arizona	Miles Simon, Arizona
1998	Kentucky	78-69	Utah	*North Carolina	*Stanford	San Antonio, Texas	Orlando "Tubby" Smith, Kentucky	Jeff Sheppard, Kentucky

*-Tied for third place $-Overtime &-Three Overtimes

**Student-athletes representing Villanova (1971), Western Kentucky (1971) and UCLA (1980) were declared ineligible subsequent to the tournament. Under NCAA rules, the teams' and ineligible student-athletes' records were deleted; and the teams' places in the standings were vacated.

Year-By-Year in the NCAA Tournament

1942 - NCAA FINAL FOUR

		UK	OPP
New Orleans, La.			
Mar. 20	Illinois	46	44
Mar. 21	**Dartmouth**	**28**	**47**

1945

		UK	OPP
New York, N.Y.			
Mar. 22	**Ohio State**	**37**	**45**
Mar. 24	Tufts (Cons.)	66	56

1948 - NCAA CHAMPION

		UK	OPP
New York, N.Y.			
Mar. 18	Columbia	76	53
Mar. 20	Holy Cross	60	52
Mar. 23	Baylor	58	42

1949 - NCAA CHAMPION

		UK	OPP
Eastern Region, New York, N.Y.			
Mar. 21	Villanova	85	72
Mar. 22	Illinois	76	47
Finals, Seattle, Wash.			
Mar. 26	Oklahoma A&M	46	36

1951 - NCAA CHAMPION

		UK	OPP
First Round, Raleigh, N.C.			
Mar. 20	Louisville	79	68
Eastern Region, New York, N.Y.			
Mar. 22	St. John's	59	43
Mar. 24	Illinois	76	74
Finals, Minneapolis, Minn.			
Mar. 27	Kansas St.	68	58

1952

		UK	OPP
Eastern Region, Raleigh, N.C.			
Mar. 21	Penn State	82	54
Mar. 22	**St. John's**	**57**	**64**

1954

UK declined a tournament bid.

1955

		UK	OPP
Eastern Region, Evanston, Ill.			
Mar. 11	**Marquette**	**71**	**79**
Mar. 12	Penn St. (Cons.)	84	59

1956

		UK	OPP
Eastern Region, Iowa City, Iowa			
Mar. 16	Wayne Univ.	84	64
Mar. 17	**Iowa**	**77**	**89**

1957

		UK	OPP
Midwest Region, Lexington			
Mar. 15	Pittsburgh	98	92
Mar. 16	**Michigan St.**	**68**	**80**

1958 - NCAA CHAMPION

		UK	OPP
Mideast Region, Lexington			
Mar. 14	Miami (Ohio)	97	70
Mar. 15	Notre Dame	89	56
Final Four, Louisville			
Mar. 21	Temple	61	60
Mar. 22	Seattle	84	72

1959

		UK	OPP
Mideast Region, Evanston, Ill.			
Mar. 13	**Louisville**	**61**	**76**
Mar. 14	Marquette (Cons.)	98	69

1961

		UK	OPP
Mideast Region, Louisville			
Mar. 17	Morehead	71	64
Mar. 18	**Ohio State**	**74**	**87**

1962

		UK	OPP
Mideast Region, Iowa City, Iowa			
Mar. 16	Butler	81	60
Mar. 17	**Ohio State**	**64**	**74**

1964

		UK	OPP
Mideast Region, Minneapolis, Minn.			
Mar. 13	**Ohio**	**69**	**85**
Mar. 14	**Loyola (Chicago) (Cons.)**	**91**	**100**

1966 - NCAA RUNNER-UP

		UK	OPP
Mideast Region, Iowa City, Iowa			
Mar. 11	Dayton	86	79
Mar. 12	Michigan	84	77
Final Four, College Park, Md.			
Mar. 18	Duke	83	79
Mar. 19	**Texas Western**	**65**	**72**

1968

		UK	OPP
Mideast Region, Lexington			
Mar. 15	Marquette	107	89
Mar. 16	**Ohio State**	**81**	**82**

1969

		UK	OPP
Mideast Region, Madison, Wisc.			
Mar. 13	**Marquette**	**74**	**81**
Mar. 15	Miami (Cons.)	72	71

1970

		UK	OPP
Mideast Region, Columbus, Ohio			
Mar. 12	Notre Dame	109	99
Mar. 14	**Jacksonville**	**100**	**106**

1971

		UK	OPP
Mideast Region, Athens, Ga.			
Mar. 18	**Western Kentucky**	**83**	**107**
Mar. 20	**Marquette (Cons.)**	**74**	**91**

1972

		UK	OPP
Mideast Region, Dayton, Ohio			
Mar. 16	Marquette	85	69
Mar. 18	**Florida State**	**54**	**73**

1973

		UK	OPP
Mideast Region, Nashville, Tenn.			
Mar. 15	Austin Peay	106	100
Mar. 17	**Indiana**	**65**	**72**

1975 - NCAA RUNNER-UP

		UK	OPP
Mideast Region First Round, Tuscaloosa, Ala.			
Mar. 15	Marquette	76	54
Mideast Region, Dayton, Ohio			
Mar. 20	Central Michigan	90	73
Mar. 22	Indiana	92	90
Final Four, San Diego, Calif.			
Mar. 29	Syracuse	95	79
Mar. 31	**UCLA**	**85**	**92**

1977

		UK	OPP
East Region First Round, Philadelphia, Pa.			
Mar. 12	Princeton	72	58
East Region, College Park, Md.			
Mar. 17	VMI	93	78
Mar. 19	**North Carolina**	**72**	**79**

Year-By-Year in the NCAA Tournament

1978 - NCAA CHAMPION

		UK	OPP
Mideast Region First Round, Knoxville, Tenn.			
Mar. 11	Florida State	85	76
Mideast Region, Dayton, Ohio			
Mar. 16	Miami (Ohio)	91	69
Mar. 18	Michigan State	52	49
Final Four, St. Louis, Mo.			
Mar. 25	Arkansas	64	59
Mar. 27	Duke	94	88

1980

		UK	OPP
Mideast Region First Round, Bowling Green			
Mar. 8	Florida State	97	78
Mideast Region, Lexington			
Mar. 13	Duke	54	55

1981

		UK	OPP
Mideast Region First Round, Tuscaloosa, Ala.			
Mar. 15	Ala.-Birmingham	62	69

1982

		UK	OPP
Mideast Region First Round, Nashville, Tenn.			
Mar. 4	Middle Tennessee	44	50

1983

		UK	OPP
Mideast Region First Round, Tampa, Fla.			
Mar. 19	Ohio	57	40
Mideast Region, Knoxville, Tenn.			
Mar. 24	Indiana	64	59
Mar. 26	Louisville	68 (OT)	80

1984 - NCAA FINAL FOUR

		UK	OPP
Mideast Region First Round, Birmingham, Ala.			
Mar. 17	Brigham Young	93	68
Mideast Region, Lexington			
Mar. 22	Louisville	72	67
Mar. 24	Illinois	54	51
Final Four, Seattle, Wash.			
Mar. 31	Georgetown	40	53

1985

		UK	OPP
West Region First/Second Rounds, Salt Lake City, Utah			
Mar. 14	Washington	66	58
Mar. 16	UNLV	64	61
West Region, Denver, Colo.			
Mar. 22	St. John's	70	86

1986

		UK	OPP
Southeast Region First/Second Rounds, Charlotte, N.C.			
Mar. 14	Davidson	75	55
Mar. 16	Western Kentucky	71	64
Southeast Region, Atlanta, Ga.			
Mar. 20	Alabama	68	63
Mar. 22	LSU	57	59

1987

		UK	OPP
Southeast Region First Round, Atlanta, Ga.			
Mar. 13	Ohio State	77	91

1988

As part of sanctions imposed by the NCAA, UK had to erase from its records three games played in the NCAA Tournament — a 99-84 win over Southern, a 90-81 win over Maryland, and an 80-74 loss to Villanova.

1992

		UK	OPP
East Region First/Second Rounds, Worcester, Mass.			
Mar. 20	Old Dominion	88	69
Mar. 22	Iowa State	106	98
East Region, Philadelphia, Pa.			
Mar. 26	Massachusetts	87	77
Mar. 28	Duke	103 (OT)	104

1993 - NCAA FINAL FOUR

		UK	OPP
Southeast Region First/ Second Rounds, Nashville, Tenn.			
Mar. 19	Rider	96	52
Mar. 20	Utah	83	62
Southeast Region, Charlotte, N.C.			
Mar. 25	Wake Forest	103	69
Mar. 27	Florida State	106	81
Final Four, New Orleans, La.			
April 3	Michigan	78 (OT)	81

1994

		UK	OPP
Southeast Region First/Second Rounds, St. Petersburg, Fla			
Mar. 18	Tennessee State	83	70
Mar. 20	Marquette	63	75

1995

		UK	OPP
Southeast Region First/ Second Rounds, Memphis, Tenn.			
Mar. 16	Mount Saint Mary's	113	67
Mar. 18	Tulane	82	60
Southeast Region, Birmingham, Ala.			
Mar. 23	Arizona State	97	73
Mar. 25	North Carolina	61	74

1996 - NCAA CHAMPION

		UK	OPP
Midwest Region First/Second Rounds, Dallas, Texas			
Mar. 14	San Jose State	110	72
Mar. 16	Virginia Tech	84	60
Midwest Region, Minneapolis, Minn.			
Mar. 21	Utah	101	70
Mar. 23	Wake Forest	83	63
Final Four, East Rutherford, N.J.			
Mar. 30	Massachusetts	81	74
Apr. 1	Syracuse	76	67

1997 - NCAA RUNNER-UP

		UK	OPP
West Region First/Second Rounds, Salt Lake City, Utah			
Mar. 13	Montana	92	54
Mar. 15	Iowa	75	69
West Region, San Jose, Calif.			
Mar. 20	St. Joseph's	83	68
Mar. 22	Utah	72	59
Final Four, Indianapolis, Ind.			
Mar. 29	Minnesota	78	69
Mar. 31	Arizona	79 (OT)	84

1998 - NCAA CHAMPION

		UK	OPP
South Region First/Second Rounds, Atlanta, Ga.			
Mar. 13	South Carolina State	82	67
Mar. 15	Saint Louis	88	61
South Region, St. Petersburg, Fla.			
Mar. 20	UCLA	94	68
Mar. 22	Duke	86	84
Final Four, San Antonio, Texas			
Mar. 28	Stanford	86 (OT)	85
Mar. 30	Utah	78	69

UK in the SEC

Year	Champion	SEC	Overall	Tourney Champ	Site	Championship Game Result
1933	Kentucky	8-0	20-3	Kentucky	Atlanta	Kentucky 46, Miss. State 27
1934	Alabama	13-2	16-2	Alabama	Atlanta	Alabama 41, Florida 25
1935	LSU	12-0	14-1	No Tournament		
	Kentucky	11-0	19-2			
1936	Tennessee	8-4	15-6	Tennessee	Knoxville	Tennessee 29, Alabama 25
1937	Kentucky	5-3	17-5	Kentucky	•Knoxville	Kentucky 39, Tennessee 25
1938	Georgia Tech	9-2	18-2	Georgia Tech	Baton Rouge	Georgia Tech 58, Ole Miss 47
1939	Kentucky	5-2	16-4	Kentucky	Knoxville	Kentucky 46, Tennessee 38
1940	Kentucky	4-4	15-6	Kentucky	Knoxville	Kentucky 51, Georgia 43
1941	Tennessee	8-3	17-5	Tennessee	Louisville	Tennessee 36, Kentucky 33
1942	Kentucky	6-2	19-6	Kentucky	Louisville	Kentucky 36, Alabama 34
1943	Tennessee	6-3	14-4	Tennessee	Louisville	Tennessee 33, Kentucky 30
1944	Kentucky	0-0	19-2	Kentucky	••Louisville	Kentucky 62, Tulane 46
1945	Kentucky	4-1	22-4	Kentucky	Louisville	Kentucky 39, Tennessee 35
1946	Kentucky	6-0	28-2	Kentucky	Louisville	Kentucky 59, LSU 36
1947	Kentucky	11-0	34-3	Kentucky	Louisville	Kentucky 55, Tulane 38
1948	Kentucky	9-0	36-3	Kentucky	Louisville	Kentucky 54, Georgia Tech 43
1949	Kentucky	13-0	32-2	Kentucky	Louisville	Kentucky 68, Tulane 52
1950	Kentucky	11-2	25-5	Kentucky	Louisville	Kentucky 95, Tennessee 58
1951	Kentucky	14-0	32-2	Vanderbilt	Louisville	Vanderbilt 61, Kentucky 57
1952	Kentucky	14-0	29-3	Kentucky	Louisville	Kentucky 44, LSU 43
1953	LSU	13-0	25-2		No Tournament	
1954	Kentucky	14-0	25-0		No Tournament	
	LSU	14-0	21-5			
1955	Kentucky	12-2	23-3		No Tournament	
1956	Alabama	14-0	21-3		No Tournament	
1957	Kentucky	12-2	23-5		No Tournament	
1958	Kentucky	12-2	23-6		No Tournament	
1959	Miss. State	13-1	24-1		No Tournament	
1960	Auburn	12-2	19-3		No Tournament	
1961	Miss. State	11-3	19-6		No Tournament	
1962	Miss. State	13-1	24-1		No Tournament	
	Kentucky	13-1	23-3			
1963	Miss State	13-1	23-3		No Tournament	
1964	Kentucky	11-3	21-6		No Tournament	
1965	Vanderbilt	15-1	24-4		No Tournament	
1966	Kentucky	15-1	32-2		No Tournament	
1967	Tennessee	15-3	21-7		No Tournament	
1968	Kentucky	15-3	22-5		No Tournament	
1969	Kentucky	16-2	23-5		No Tournament	
1970	Kentucky	17-1	26-2		No Tournament	
1971	Kentucky	16-2	22-4		No Tournament	
1972	Kentucky	14-4	21-7		No Tournament	
	Tennessee	14-4	19-6			
1973	Kentucky	14-4	20-8		No Tournament	
1974	Vanderbilt	15-3	23-3		No Tournament	
	Alabama	15-3	22-4			
1975	Kentucky	15-3	26-5		No Tournament	
	Alabama	15-3	22-5			
1976	Alabama	15-3	23-5		No Tournament	
1977	Kentucky	16-2	26-4		No Tournament	
	Tennessee	16-2	22-6			
1978	Kentucky	16-2	30-2		No Tournament	
1979	LSU	14-4	23-6	Tennessee	Birmingham	Tennessee 75, Kentucky 69 (OT)
1980	Kentucky	15-3	29-6	LSU	Birmingham	LSU 80, Kentucky 78
1981	LSU	17-1	31-5	Ole Miss	Birmingham	Ole Miss 66, Georgia 62
1982	Kentucky	13-5	22-8	Alabama	Lexington	Alabama 48, Kentucky 46
	Tennessee	13-5	20-10			
1983	Kentucky	13-5	23-8	Georgia	Birmingham	Georgia 86, Alabama 71
1984	Kentucky	14-4	29-5	Kentucky	Nashville	Kentucky 51, Auburn 49
1985	LSU	13-5	19-10	Auburn	Birmingham	Auburn 53, Alabama 49 (OT)
1986	Kentucky	17-1	32-4	Kentucky	Lexington	Kentucky 83, Alabama 72
1987	Alabama	16-2	28-5	Alabama	Atlanta	Alabama 69, LSU 62

UK in the SEC

Year	Champion	SEC	Overall	Tourney Champ	Site	Championship Game Result
1988	Vacated			Vacated	Baton Rouge	Kentucky 62, Georgia 57
1989	Florida	13-5	21-13	Alabama	Knoxville	Alabama 72, Florida 60
1990	Georgia	13-5	20-9	Alabama	Orlando	Alabama 70, Ole Miss 51
1991	Miss. State	13-5	20-9	Alabama	Nashville	Alabama 88, Tennessee 64
	LSU	13-5	20-10			
1992	Arkansas	13-3	26-8	Kentucky	Birmingham	Kentucky 80, Alabama 54
	Eastern Div.	**12-4**	**Kentucky**			
	Western Div.	13-3	Arkansas			
1993	Vanderbilt	14-2	28-6	Kentucky	Lexington	Kentucky 82, LSU 65
	Eastern Div.	14-2	Vanderbilt			
	Western Div.	10-6	Arkansas			
1994	Arkansas	14-2	31-3	Kentucky	Memphis	Kentucky 73, Florida 60
	Eastern Div.	**12-4**	**Kentucky/Florida**			
	Western Div.	14-2	Arkansas			
1995	**Kentucky**	**14-2**	**28-5**	Kentucky	Atlanta	Kentucky 95, Arkansas 93 (OT)
	Eastern Div.	**14-2**	**Kentucky**			
	Western Div.	12-4	Arkansas/Mississippi State			
1996	**Kentucky**	**16-0**	**34-2**	Mississippi State	New Orleans	Mississippi State 84, Kentucky 73
	Eastern Div.	**16-0**	**Kentucky**			
	Western Div.	10-6	Mississippi State			
1997	South Carolina	15-1	24-8	Kentucky	Memphis	Kentucky 95, Georgia 68
	Eastern Div.	15-1	South Carolina			
	Western Div.	11-5	Ole Miss			
1998	**Kentucky**	**14-2**	**35-4**	Kentucky	Atlanta	Kentucky 86, South Carolina 56
	Eastern Div.	**14-2**	**Kentucky**			
	Western Div.	12-4	Ole Miss			

NOTES: From 1933-1950 the SEC champion was determined by a tournament, except for 1935.
Since 1951, when the round-robin schedule was introduced, the title has been decided by a winning percentage on the conference schedule.
From 1951-1964 the round-robin schedule was 14 games. From 1965-1966 the round-robin schedule was 16 games.
From 1967-1990 the round-robin schedule was 18 games.
In 1979 the SEC Tournament was renewed with the winner receiving an automatic bid to the NCAA.

• Only eight teams invited to participate
•• Only six teams participated due to World War II

SEC Championships

Kentucky	39	Last: 1998
LSU	7	Last: 1991
Tennessee	7	Last: 1982
Alabama	6	Last: 1987
Mississippi State	5	Last: 1991
Vanderbilt	3	Last: 1993
Arkansas	2	Last: 1994
Auburn	1	Last: 1960
Florida	1	Last: 1989
Georgia	1	Last: 1990
South Carolina	1	Last: 1997
•Georgia Tech	1	Last: 1938

•Former SEC Member

SEC Tournament Championships

Kentucky	21	Last: 1998
Alabama	6	Last: 1991
Tennessee	4	Last: 1979
Auburn	1	Last: 1985
Georgia	1	Last: 1983
*Georgia Tech	1	Last: 1938
LSU	1	Last: 1980
Mississippi State	1	Last: 1996
Ole Miss	1	Last: 1981
Vanderbilt	1	Last: 1951

*Former SEC Member

SEC All-Time Standings

Regular-Season Games Only, 1933-98

Team	Yrs.	Won	Lost	Pct.	Championships
Kentucky	65	735	193	.792	39
Arkansas	7	77	35	.688	2
Alabama	65	615	442	.582	6
Tennessee	65	537	429	.556	7
Vanderbilt	66	532	460	.536	3
LSU	66	520	490	.515	7
Auburn	65	470	532	.469	1
Florida	65	409	534	.434	1
Mississippi State	65	429	594	.419	5
South Carolina	7	51	61	.455	1
Georgia	66	402	586	.407	1
Ole Miss	65	359	644	.358	0
Former Members					
Georgia Tech	32	201	207	.493	1
Tulane	34	195	252	.436	0
Sewanee	8	3	76	.038	0
TOTAL		5535	5535	.500	74

NOTE: *Sewanee withdrew after the 1940 season, Georgia Tech after the 1964 season and Tulane after the 1966 campaign. During World War II, Alabama, Auburn, Florida, Ole Miss, Mississippi State and Tennessee suspended intercollegiate basketball for the 1944 season. Kentucky did not compete for the title during the 1953, 1989 and 1990 seasons due to NCAA suspension.*

SEC Player of the Year

UK players selected since 1965 for the AP and UPI polls, 1987 for the Coaches poll.

ASSOCIATED PRESS

Pat Riley	1966
Tom Parker	1972
Kevin Grevey (1)	1973, 1975
Kyle Macy	1980
Kenny Walker	1985, 1986
Jamal Mashburn (2)	1993
Tony Delk	1996
Ron Mercer	1997

UPI

Kyle Macy	1980
Kenny Walker	1985, 1986

Discontinued naming Player of the Year

COACHES

Jamal Mashburn	1993
Tony Delk	1996
Ron Mercer	1997

(1) *Grevey shared the honor with Alabama's Wendell Hudson in 1973.*

(2) *Mashburn shared the honor with Vanderbilt's Billy McCaffrey.*

UK in the SEC Tournament

The Wildcats have enjoyed unparalleled success in the league's postseason tournament. In the 39 years the event has been held, Kentucky has captured 21 titles and has won 86.1 percent of its games in the tourney. Next in line among the schools in tournament titles is Alabama with six.

Since the tournament was renewed in 1979, eight different schools have captured the trophy. Only Florida and Vanderbilt — along with newcomers Arkansas and South Carolina — have failed to win the event. Kentucky is the only team to win the event eight times since 1979, including titles in six of the past seven years.

SEC TOURNAMENT RECORD

Team	Yrs	Won	Lost	Pct	Titles
KENTUCKY	37	93	15	.861	21
Alabama	39	49	32	.605	6
Tennessee	38	51	34	.600	4
Arkansas	7	7	7	.500	0
LSU	38	33	38	.465	1
Georgia	39	31	38	.449	1
South Carolina	7	5	7	.417	0
Vanderbilt	37	23	36	.390	1
Auburn	36	21	35	.375	1
Ole Miss	36	17	35	.327	1
Florida	33	16	33	.327	0
Mississippi State	38	11	37	.229	1
Former Members					
Georgia Tech	19	14	18	.438	1
Tulane	16	12	16	.429	0
Sewanee	2	0	2	.000	0

SOUTHEASTERN CONFERENCE TOURNAMENT

(37 Appearances, 21 Championships)

1998.....Won 3, Lost 0 .....Defeated South Carolina for championship.
1997.....Won 3, Lost 0 .....Defeated Georgia for championship.
1996.....Won 2, Lost 1 .....Eliminated in finals by Mississippi State.
1995.....Won 3, Lost 0 .....Defeated Arkansas for championship.
1994.....Won 3, Lost 0 .....Defeated Florida for championship.
1993.....Won 3, Lost 0 .....Defeated LSU for championship.
1992 .....Won 3, Lost 0 .....Defeated Alabama for championship.
1991 .....DNP .....Ineligible due to NCAA probation.
1990 .....DNP .....Ineligible due to NCAA probation.
1989 .....Won 0, Lost 1 .....Eliminated in quarterfinals by Vanderbilt.
1988 .....Won 3, Lost 0 .....Defeated Georgia for championship; *title vacated.
1987 .....Won 0, Lost 1 .....Eliminated in quarterfinals by Auburn.
1986 .....Won 3, Lost 0 .....Defeated Alabama for championship.
1985 .....Won 0, Lost 1 .....Eliminated in quarterfinals by Florida.
1984 .....Won 3, Lost 0 .....Defeated Auburn for championship.
1983 .....Won 0, Lost 1 .....Eliminated in quarterfinals by Alabama.
1982 .....Won 2, Lost 1 .....Eliminated in finals by Alabama.
1981 .....Won 0, Lost 1 .....Eliminated in quarterfinals by Vanderbilt.
1980 .....Won 2, Lost 1 .....Eliminated in finals by LSU.
•1979 .....Won 3, Lost 1 .....Eliminated in finals by Tennessee.
1952 .....Won 4, Lost 0 .....Defeated LSU for championship.
1951 .....Won 3, Lost 1 .....Eliminated in finals by Vanderbilt.
1950 .....Won 3, Lost 0 .....Defeated Tennessee for championship.
1949 .....Won 4, Lost 0 .....Defeated Tulane for championship.
1948 .....Won 4, Lost 0 .....Defeated Georgia Tech for championship.
1947 .....Won 4, Lost 0 .....Defeated Tulane for championship.
1946 .....Won 4, Lost 0 .....Defeated Louisiana State for championship.
1945 .....Won 4, Lost 0 .....Defeated Tennessee for championship.
1944 .....Won 3, Lost 0 .....Defeated Tulane for championship.
1943 .....Won 3, Lost 1 .....Eliminated in finals by Tennessee.
1942 .....Won 4, Lost 0 .....Defeated Alabama for championship.
1941 .....Won 3, Lost 1 .....Eliminated in finals by Tennessee.
1940 .....Won 3, Lost 0 .....Defeated Georgia for championship.
1939 .....Won 3, Lost 0 .....Defeated by Tennessee for championship.
1938 .....Won 0, Lost 1 .....Eliminated in first game by Tulane.
1937 .....Won 3, Lost 0 .....Defeated Tennessee for championship.
1936 .....Won 1, Lost 1 .....Eliminated in second game by Tennessee.
1935.....No tournament held.
1934 .....Won 0, Lost 1 .....Eliminated in first game by Florida.
1933 .....Won 4, Lost 0 .....Defeated Mississippi State for championship.

• *Tournament resumed in 1979 for first time since 1952.*
* *Kentucky won the 1988 SEC Tournament title but was forced to vacate the championship by vote of the league presidents because of NCAA rules violations.*

ALL-SEC TOURNAMENT

(60 Players Chosen 91 times) • Denotes MVP

John DeMoisey (F) 1933, 1934
Aggie Sale (C) 1933
Bill Davis (G) .....1933•, 1934
Ralph Carlisle (F) 1936, 1937
Whitey Anderson (G) .....1936•
Warfield Dononue (G).....1937
Rice Walker (C) .....1937•
Walter Hodge (G) .....1937•
Bernie Opper (G).....1938, 1939
Joe Hagan (F) .....1938•
Keith Farnsley (F) .....1939, 1940•, 1941•
Layton Rouse (G) 1940
Marvin Akers (F) .....1941, 1942•
Lee Huber (G).....1941
James King (C) .....1941•, 1942
Ermal Allen (F) 1942
Melvin Brewer (C).....1943
Marvin Akers (G) 1943
Milton Ticco (F).....1943•
Bob Brannum (C) 1944
Jack Tingle (G) 1944, 1945, 1946, 1947
Jack Parkinson (G) 1944, 1945, 1946
Wilbur Schu (F) .....1944•, 1946 •
Ken Campbell (C) 1945
Wallace Jones (F) 1946, 1947, 1948, 1949
Ralph Beard (C) 1946, 1947, 1948, 1949
Joe Holland (F) 1947
Kenny Rollins (G) 1947, 1948
Alex Groza (C) .....1947 , 1948•, 1949
Cliff Barker (F).....1948 •, 1949
Jim Line (F) 1950
Bill Spivey (C) 1950, 1951
Walter Hirsch (F) 1951
Frank Ramsey (G).....1951, 1952
Cliff Hagan (F) 1951, 1952
Robert Watson (F) 1952
Truman Claytor (G) 1979
Kyle Macy (G) .....1979•, 1980
Sam Bowie (C) 1980
Dirk Minniefield (G).....1982•
Melvin Turpin (C).....1984
Roger Harden (G).....1986
Rex Chapman (G).....1988•
Winston Bennett (F).....1988
Jamal Mashburn (F).....1992•
John Pelphrey (F).....1992, 1993
Travis Ford (G).....1993•, 1994•
Andre Riddick (C).....1993
Tony Delk (G).....1994
Jeff Brassow (G) 1994
Mark Pope (C) 1995
Antoine Walker (F).....1995•, 1996
Walter McCarty (F) 1996
Anthony Epps (G) 1997
Ron Mercer (G/F).....1997•
Jared Prickett (F).....1997
Heshimu Evans (F).....1998
Nazr Mohammed (C).....1998
Scott Padgett (F).....1998
Wayne Turner (G).....1998•

UK in Invitational Tournaments

Olympic Trials Tournament

(One Appearance—Champions College Bracket)

1948 Won 2, Lost 1. Qualified as NCAA Champion. Defeated Louisville and Baylor for championship College Bracket. Lost to AAU Champion Phillips Oilers in National Finals.

Olympic Games

(One Appearance—One World Championship)

1948 Won 8, Lost 0. Kentucky participated along with the Phillips Oilers as the United States' basketball entry. Defeated France for the championship.

National Invitation Tournament (NIT)

(Seven Appearances—Two Championships)

1979	Won 0, Lost 1.	Eliminated in first game by Clemson.
1976	Won 4, Lost 0.	Defeated UNCC for championship.
1950	Won 0, Lost 1.	Eliminated in first game by CCNY.
1949	Won 0, Lost 1.	Eliminated in first game by Loyola (Chicago).
1947	Won 2, Lost 1.	Defeated by Utah in championship game.
1946	Won 3, Lost 0.	Defeated Rhode Island for championship.
1944	Won 2, Lost 1.	Eliminated by St. John's in second game.
Pre-Season NIT		
1992	Won 1, Lost 1.	Eliminated in second game by Pittsburgh.

(For dates, sites and scores see All-Time Record section)

ECAC Holiday Festival

(Two Appearances—Two Championships)

1995	Won 2, Lost 0.	Defeated Iona for championship.
1992	Won 2, Lost 0.	Defeated St. John's for championship.

Southern Intercollegiate Athletic Association (SIAA Tournament)

(Three Appearances—One Championship)

1924	Won 0, Lost 1.	Eliminated in first game by North Carolina.
1922	Won 0, Lost 1.	Eliminated in second game by Mercer.
1921	Won 4, Lost 0.	Defeated Georgia for championship.

Southern Conference Tournament

*(Seven Appearances—No Championships)**

1932	Won 1, Lost 1.	Eliminated in second game by North Carolina.
1931	Won 3, Lost 1.	Eliminated by Maryland.
1930	Won 2, Lost 1.	Eliminated in semifinals by Duke.
1929	Won 1, Lost 1.	Eliminated in second game by Georgia.
1928	Won 2, Lost 1.	Eliminated in semifinals by Mississippi.
1926	Won 2, Lost 1.	Eliminated in semifinals by Mississippi A&M.
1925	Won 1, Lost 1.	Eliminated in second game by Georgia.

*Kentucky joined the Southeastern Conference in 1933.

Sugar Bowl Tournament

(10 Appearances—Five Championships)

1963	Won 2, Lost 0.	Defeated Duke for championship.
1956	Won 2, Lost 0.	Defeated Houston for championship.
1950	Won 1, Lost 1.	Defeated in first game by St. Louis. Defeated Syracuse in consolation game.
1951	Won 1, Lost 1.	Defeated in championship game by St. Louis.
1950	Won 0, Lost 1.	Defeated in first game by St. Louis.
1949	Won 2, Lost 0.	Defeated Bradley for championship.
1948	Won 1, Lost 1.	Eliminated in finals by St. Louis.
1946	Won 0, Lost 1.	Lost to Oklahoma A&M.
1940	Won 0, Lost 1.	Lost to Indiana.
1939	Won 1, Lost 0.	Defeated Ohio State for championship.
1937	Won 1, Lost 0.	Defeated Pittsburgh for championship.

Great Alaska Shootout

(Three Appearances—Two Championships)

1996	Won 3, Lost 0.	Defeated College of Charleston for championship.
1988	Won 2, Lost 1.	Defeated California in consolation game.
1979	Won 2, Lost 0.	Defeated Iona for championship.

Maui Invitational Tournament

(Two Appearances—One Championship)

1997	Won 2, Lost 1.	Defeated Missouri for third place.
1993	Won 3, Lost 0.	Defeated Arizona for championship.

UK AT NEUTRAL SITES

The Wildcats have played at popular neutral sites through the years. Here are the results from the following selected facilities:

Georgia Dome (Atlanta) · Record: 9-0

DATE	OPPONENT	RESULT
3-10-95	Auburn (SEC)	W, 93-81
3-11-95	Florida (SEC)	W, 86-72
3-12-95	Arkansas (SEC)	W, 95-93 OT
12-21-96	Georgia Tech	W, 88-59
3-6-98	Alabama (SEC)	W, 82-71
3-7-98	Arkansas (SEC)	W, 99-74
3-8-98	South Carolina (SEC)	W, 86-56
3-13-98	S.C. State (NCAA)	W, 82-67
3-15-98	Saint Louis (NCAA)	W, 88-61

Birmingham-Jefferson Civic Center (Birmingham) · Record: 10-6

DATE	OPPONENT	RESULT
2-28-79	Ole Miss (SEC)	W, 82-77
3-1-79	Alabama (SEC)	W, 101-100
3-2-79	LSU (SEC)	W, 80-67
3-3-79	Tennessee (SEC)	L, 69-75 OT
2-28-80	Auburn (SEC)	W, 69-61
2-29-80	Ole Miss (SEC)	W, 70-67
3-1-80	LSU (SEC)	L, 78-80
3-5-81	Vanderbilt (SEC)	L, 55-60
3-11-83	Alabama (SEC)	L, 60-74
3-17-84	BYU (NCAA)	W, 93-68
3-7-85	Florida (SEC)	L, 55-58
3-13-92	Vanderbilt (SEC)	W, 76-57
3-14-92	LSU (SEC)	W, 80-74
3-15-92	Alabama (SEC)	W, 80-54
3-23-95	Arizona State (NCAA)	W, 97-73
3-25-95	North Carolina (NCAA)	L, 61-74

Madison Square Garden (New York) · Record: 31-7

DATE	OPPONENT	RESULT
12-30-43	St. John's	W, 44-38
3-20-44	Utah (NIT)	W, 46-38
3-22-44	St. John's (NIT)	L, 45-48
3-26-44	Oklahoma A&M (NIT)	W, 45-29
3-20-45	Ohio State (NCAA)	L, 37-45
3-21-45	Tufts (NCAA)	W, 66-56
12-29-45	St. John's	W, 73-59
12-21-46	St. John's	W, 70-50
3-16-46	Arizona (NIT)	W, 77-53
3-18-46	West Virginia (NIT)	W, 59-51
3-20-46	Rhode Island (NIT)	W, 46-45
3-17-47	Long Island (NIT)	W, 63-62
3-19-47	N.C. State (NIT)	W, 60-42
3-24-47	Utah (NIT)	L, 45-49
12-23-47	St. John's	W, 52-40
3-18-48	Columbia (NCAA)	W, 76-53
3-20-48	Holy Cross (NCAA)	W, 60-52
3-23-48	Baylor (NCAA)	W, 58-42
3-27-48	Louisville (Olympics)	W, 91-57
3-29-48	Baylor (Olympics)	W, 77-59
3-31-48	Phillips Oilers (Olympics)	L, 49-53
12-18-48	St. John's	W, 57-30
3-14-49	Loyola, Chi. (NIT)	L, 56-67
3-21-49	Villanova (NCAA)	W, 85-72
3-22-49	Illinois (NCAA)	W, 76-47
12-15-49	St. John's	L, 58-69
3-14-50	City College, NY (NIT)	L, 50-89
12-23-50	St. John's	W, 43-37
3-22-51	St. John's (NCAA)	W, 59-43
3-24-51	Illinois (NCAA)	W, 76-74
3-13-76	Niagara (NIT)	W, 67-61
3-16-76	Kansas State (NIT)	W, 81-78
3-18-76	Providence (NIT)	W, 79-78
3-21-76	UNC Charlotte (NIT)	W, 71-67
12-28-92	Rutgers (ECAC)	W, 89-67
12-30-92	St. John's (ECAC)	W, 86-77
12-27-95	Rider (ECAC)	W, 90-65
12-29-95	Iona (ECAC)	W, 106-79

The Pyramid (Memphis) · Record: 9-0

DATE	OPPONENT	RESULT
3-11-94	Mississippi State (SEC)	W, 95-76
3-12-94	Arkansas (SEC)	W, 90-78
3-13-94	Florida (SEC)	W, 73-60
1-18-95	Ole Miss	W, 82-65
3-16-95	Mt. St. Mary's (NCAA)	W, 113-67
3-18-95	Tulane (NCAA)	W, 82-60
3-7-97	Auburn (SEC)	W, 92-50
3-8-97	Ole Miss (SEC)	W, 88-70
3-9-97	Georgia (SEC)	W, 95-68

RCA Dome (Indianapolis) · Record: 6-5

DATE	OPPONENT	RESULT
12-5-87	Indiana (Big 4)	W, 82-76
12-3-88	Notre Dame (Big 4)	L, 65-81
12-2-89	Indiana (Big 4)	L, 69-71
12-8-91	Notre Dame (Big 4)	W, 98-90
12-7-92	Indiana (Big 4)	W, 76-74
12-4-93	Indiana	L, 84-96
12-2-95	Indiana	W, 89-82
11-15-96	Clemson (BCA)	L,71-79 OT
3-29-97	Minnesota (Final 4)	W, 78-69
3-31-97	Arizona (Final 4)	L, 79-84 OT
12-6-97	Indiana	W, 75-72

Super Dome (New Orleans) · Record: 2-2

DATE	OPPONENT	RESULT
4-3-93	Michigan (Final 4)	L, 78-81 OT
3-8-96	Florida (SEC)	W, 100-76
3-9-96	Arkansas (SEC)	W, 95-75
3-10-96	Mississippi State (SEC)	L, 73-84

Kentucky In The National Rankings

Kentucky Week-By-Week In The Associated Press All-Time Polls

Year	PS	1	2	3	4	5	6	7	8	9	10	11	12	13	14	15	16	17	18	Dates
1948-49	— Unavailable —											1								
1949-50						5	4	6	7	5	5	4	3							12/13-3/8
1950-51	M	M	1	1	3	3	2	1	1	1	1	1	1							12/5-2/8
1951-52	M	M	2	1	M	3	3	3	1	1	1	1	1							12/5-3/4
1952-53	% - Not Applicable																			12/15-3/9
1953-54	1	2	1	1	1	1	1	M	1	M	2	M	1							12/14-3/9
1954-55	2	2	1	1	1	1	1	1	1	2	2	2	2	2						12/6-3/7
1955-56	2	-	9	-	6	5	4	3	8	7	7	8	-	9	9					12/5-3/12
1956-57	X	3	7	3	3	3	4	5	4	3	3	3	3	3	3					12/10-3/11
1957-58	X	3	5	9	10	9	9	9	8	-	-	-	-	9	9					12/9-3/10
1958-59	X	2	2	1	1	1	2	1	1	1	1	3		1	1	2				12/8-3/9
1959-60	Not Ranked																			12/21-3/7
1960-61	Not Ranked																			12/12-3/6
1961-62	-	-	6	3	3	2	2	2	2	2	3	4	4	3						12/11-3/11
1962-63	3	9	-	9	5	6	-	-	-	-	-	-	-	-	-	-				12/1-3/11
1963-64	9	5	2	2	1	2	4	5	4	3	3	3	2	3	4					11/23-3/9
1964-65	9	8	-	-	-	-	-	-	-	-	-	-	-	-						12/7-3/8
1965-66	-	-	-	10	5	2	2	2	2	2	1	1	1	1	1					11/27-3/7
1966-67	3	3	4	-	-	-	-	-	-	-	-	-	-	-	-					11/27-3/6
1967-68	-	9	4	7	6	5	4	8	9	10	8	8	5	5	4	5				11/26-3/11
1968-69	3	3	4	4	4	3	7	5	5	5	4	4	6	6	7					11/23-3/3
1969-70	2	1	1	1	1	2	2	2	2	3	3	2	1	2	1					11/29-3/9
1970-71	3	5	3	7	8	11	10	t12	11	8	8	12	10	8	8	8				11/30-3/15
1971-72	10	7	7	11	12	19	15	-	-	-	-	17	18	-	-	18				11/29-3/13
1972-73	13	8	-	-	-	-	-	-	-	-	-	-	-	-	t19	17				11/27-3/12
1973-74	10	-	-	-	-	-	-	-	-	-	-	-	-	-	-	-	-			12/3-3/27
1974-75	16	15	-	20	17	9	7	10	11	5	5	4	7	4	6	6	5	2	2	11/25-4/1
1975-76	6	7	14	20	18	-	-	-	-	-	-	-	-	-	-	-	-			11/17-3/8
1976-77	6	4	3	7	6	3	2	6	6	3	3	2	2	2	6	3				11/22-3/7
1977-78	2	1	1	1	1u	1u	1u	1u	1u	1	1	3	2	1	1	1				11/21-3/6
1978-79	11	10	6	11	13	9	17	-	-	-	-	-	-	-	-	-				11/20-3/5
1979-80	X	5	5	3	2	2	4	6	5	3	6	5	3	2	4					12/3-3/3
1980-81	X	2	2	2	5	4	3	6	7	6	11	10	9	7	8					12/8-3/9
1981-82	3	2	2	2	4	3	6	9	7	9	12	10	7	15	15					11/30-3/8
1982-83	4	3	2	2	2	3	3	6	11	10	15	13	11	10	7	10	12			11/22-3/14
1983-84	2	1	2	2	2	2	2	2	3	3	3	6	6	4	3	3	3			11/21-3/12
1984-85	18	-	-	-	-	-	-	-	-	-	-	-	-	-	-	-	-			11/19-3/11
1985-86	11	10	9	9	13	13	12	11	11	11	8	12	11	8	5	3	3			11/18-3/10
1986-87	11	13	19	18	18	11	9	-	-	-	-	-	-	-	-	-	-			11/23-3/9
1987-88	5	2	1	1	2	2	1	5	4	9	10	10	9	12	8	6	6			11/23-4/14
1988-89	Not Ranked																			11/14-3/13
1989-90	Not Ranked																			11/20-3/12
1990-91	-	-	25	18	18	18	16	11	9	8	10	10	16	12	13	10	9			11/19-3/11
1991-92	4	13	14	9	8	17	17	15	10	8	14	19	19	13	11	10	9	6		11/18-3/16
1992-93	5	5	5	3	3	3	3	2	1	4	4	2	2	2	2	5	4	2		11/16-3/15
1993-94	2	2	1	6	5	5	5	4	8	7	9	7	4	11	7	7	10	7		11/15-3/14
1994-95	4	4	3	7	6	5	5	8	7	5	5	6	5	4	6	5	3	2		11/14-3/13
1995-96	1	1	1	5	5	4	2	2	2	2	2	2	2	2	2	1	1	2		11/13-3/11
1996-97	3	8	8	6	3	3	3	3	3	5	3	3	3	4	3	3	6	5		11/11-3/10
1997-98	8	9	8	7	4	4	4	6	6	6	7	7	8	7	8	7	7	5		11/10-3/9

Note: AP polls found were ranked 1-20 from 1949-50 through the 1954-55 season and again from 1968-69 until 1989-90, when they were changed to the Top 25. Rankings from 1-10 are used from 1955-56 through the 1967-68 season. Release dates and the number of weekly rankings per season varied from year-to-year.

PS - Preseason rankings; M – Rankings were missing, unavailable; X - No preseason ranking; % - UK was suspended from play by the NCAA; u - Unanimous

UK Finishes In National Rankings

AP Top 10 Finishes

1. Kentucky.....33
2. North Carolina.....26
3. UCLA.....22
4. Duke.....19
5. Kansas.....17
6. Indiana.....16
7. Notre Dame.....12
8. Michigan.....11
   Louisville.....11
   Syracuse.....11
10. Marquette.....10

AP Number One Finishes

1. UCLA.....8
2. Kentucky.....7
3. North Carolina.....5
4. Indiana.....3
5. Cincinnati.....2
   Duke.....2
   DePaul.....2
   Houston.....2
   Michigan.....2
   Nevada-Las Vegas.....2
   Ohio State.....2
   San Francisco.....2

Coaches' Top 10 Finishes

1. Kentucky.....27
   North Carolina.....27
3. UCLA.....20
4. Indiana.....17
   Kansas.....17
6. Duke.....15
7. Michigan.....11
   Louisville.....11
9. Marquette.....10
10. Illinois.....8
    Kansas State.....8
    North Carolina State.....8

Coaches' Number One Finishes

1. Kentucky.....7
   UCLA.....7
3. Indiana.....4
   North Carolina.....4
4. DePaul.....2
   Duke.....2
   Houston.....2
   Michigan.....2
   Nevada-Las Vegas.....2
   Ohio State.....2
   San Francisco.....2

Final Rankings in the Polls

1949

AP

1. Kentucky
2. Oklahoma State
3. St. Louis
4. Illinois
5. Western Kentucky
6. Minnesota
7. Bradley
8. San Francisco
9. Tulane
10. Bowling Green

All-America
Tony Lavelli (Yale)
Vince Boryla (Denver)
Alex Groza (Kentucky)
Ed McCauley (St. Louis)
Ralph Beard (Kentucky)

1950

AP

1. Bradley
2. Ohio State
3. Kentucky
4. Holy Cross
5. North Carolina State
6. Duquesne
7. UCLA
8. Western Kentucky
9. St. John's
10. LaSalle

All-America
Paul Unruh (Bradley)
Bob Cousy (Holy Cross)
Dick Schnittker (Ohio State)
Paul Arizin (Villanova)
Kevin O'Shea (Notre Dame)

1951

AP	UPI
1. Kentucky	1. Kentucky
2. Oklahoma State	2. Oklahoma State
3. Columbia	3. Kansas State
4. Kansas State	4. Illinois
5. Illinois	5. Columbia
6. Bradley	6. Bradley
7. Indiana	7. North Carolina State
8. North Carolina State	8. Indiana
9. St. John's	9. St. John's
10. St. Louis	10. BYU
All-America	**All-America**
Bill Mikvy (Temple)	Bill Mikvy (Temple)
Sam Ranzino (N.C. State)	Sam Ranzino (N.C. State)
Bill Spivey (Kentucky)	**Bill Spivey (Kentucky)**
Gene Melchiorre (Bradley)	Gene Melchiorre (Bradley)
Clyde Lovellete (Kansas)	Clyde Lovellete (Kansas)

1952

AP	UPI
1. Kentucky	1. Kentucky
2. Illinois	2. Illinois
3. Kansas State	3. Kansas
4. Duquesne	4. Duquesne
5. St. Louis	5. Washington
6. Washington	6. Kansas State
7. Iowa	7. St. Louis
8. Kansas	8. Iowa
9. West Virginia	9. St. John's
10. St. John's	10. Wyoming
All-America	**All-America**
Chuck Darling (Iowa)	Chuck Darling (Iowa)
Mark Workman (West Virginia)	Mark Workman (West Virginia)
Clyde Lovellete (Kansas)	Clyde Lovellete (Kansas)
Dick Groat (Duke)	Dick Groat (Duke)
Cliff Hagan (Kentucky)	**Cliff Hagan (Kentucky)**

1953

AP	UPI
1. Indiana	1. Indiana
2. Seton Hall	2. Washington
3. Kansas	3. LaSalle
4. Washington	4. Seton Hall
5. LSU	5. Kansas
6. LaSalle	6. LSU
7. St. John's	7. Oklahoma State
8. Oklahoma State	8. North Carolina State
9. Duquesne	9. Kansas State
10. Notre Dame	10. Illinois
All-America	**All-America**
Walter Dukes (Seton Hall)	Walter Dukes (Seton Hall)
John O'Brien (Seattle)	John O'Brien (Seattle)
Bob Houbregs (Washington)	Bob Houbregs (Washington)
Tom Gola (LaSalle)	Tom Gola (LaSalle)
Ernie Beck (Penn)	Ernie Beck (Penn)

1954

AP	UPI
1. Kentucky	1. Indiana
2. LaSalle	2. Kentucky
3. Holy Cross	3. Duquesne
4. Indiana	4. Oklahoma State
5. Duquesne	5. Notre Dame
6. Notre Dame	6. Western Kentucky
7. Bradley	7. Kansas
8. Western Kentucky	8. LSU
9. Penn State	9. Holy Cross
10. Oklahoma State	10. Iowa
All-America	**All-America**
Frank Selvy (Furman)	Frank Selvy (Furman)
John Schlundt (Indiana)	John Schlundt (Indiana)
Tom Gola (LaSalle)	Tom Gola (LaSalle)
Cliff Hagan (Kentucky)	**Cliff Hagan (Kentucky)**
Bob Pettit (LSU)	Bob Pettit (LSU)

1955

AP	UPI
1. San Francisco	1. San Francisco
2. Kentucky	2. Kentucky
3. LaSalle	3. LaSalle
4. North Carolina State	4. Utah
5. Iowa	5. Iowa
6. Duquesne	6. North Carolina State
7. Utah	7. Duquesne
8. Marquette	8. Oregon State
9. Dayton	9. Marquette
10. Oregon State	10. Dayton
All-America	**All-America**
Tom Gola (LaSalle)	Tom Gola (LaSalle)*
Robin Freeman (Ohio State)	Bill Russell (San Francisco)
Bill Russell (San Francisco)	Dick Garmaker (Minnesota)
Dick Ricketts (Duquesne)	Si Green (Duquesne)
Darrell Floyd (Furman)	Dick Ricketts (Duquesne)
	Coach of the Year: Phil Woopert (San Francisco)

1956

AP	UPI
1. San Francisco	1. San Francisco
2. North Carolina State	2. North Carolina State
3. Dayton	3. Dayton
4. Iowa	4. Iowa
5. Alabama	5. Alabama
6. Louisville	6. SMU
7. SMU	7. Louisville
8. UCLA	8. Illinois
9. Kentucky	9. UCLA
10. Illinois	10. Vanderbilt
All-America	**All-America**
Bill Russell (San Francisco)	Bill Russell (San Francisco)*
Robin Freeman (Ohio State)	Si Green (Duquesne)
Si Green (Duquesne)	Robin Freeman (Ohio State)
Darrell Floyd (Furman)	Darrell Floyd (Furman)
Tom Heinson (Holy Cross)	K.C. Jones (San Francisco)
	Coach of the Year: Pete Newell (California)

1957

AP	UPI
1. North Carolina	1. North Carolina
2. Kansas	2. Kansas
3. Kentucky	3. Kentucky
4. SMU	4. SMU
5. Seattle	5. Seattle
6. Louisville	6. California
7. West Virginia	7. Michigan State
8. Vanderbilt	8. Louisville
9. Oklahoma State	9. UCLA
10. St. Louis	10. St. Louis
All-America	**All-America**
Wilt Chamberlain (Kansas)	Wilt Chamberlain (Kansas)
Lenny Rosenbluth (North Carolina)	Chet Forte (Columbia)*
Rod Hundley (West Virginia)	Lenny Rosenbluth (North Carolina)
Gary Thompson (Iowa State)	Grady Wallace (South Carolina)
Chet Forte (Columbia)	Rod Hundley (West Virginia)
	Coach of the Year: Frank McGuire (North Carolina)

1958

AP	UPI
1. West Virginia	1. West Virginia
2. Cincinnati	2. Cincinnati
3. Kansas State	3. San Francisco
4. San Francisco	4. Kansas State
5. Temple	5. Temple
6. Maryland	6. Maryland
7. Kansas	7. Notre Dame
8. Notre Dame	8. Kansas
9. Kentucky	9. Dayton
10. Duke	10. Indiana
All-America	**All-America**
Wilt Chamberlain (Kansas)	Wilt Chamberlain (Kansas)
Oscar Robertson (Cincinnati)	Oscar Robertson (Cincinnati)*
Elgin Baylor (Seattle)	Elgin Baylor (Seattle)
Guy Rodgers (Temple)	Guy Rodgers (Temple)
Don Hennon (Pitt)	Don Hennon (Pitt)
	Coach of the Year: Tex Winter (Kansas State)

1959

AP	UPI
1. Kansas	1. Kansas State
2. Kentucky	2. Kentucky
3. Mississippi State	3. Michigan State
4. Bradley	4. Cincinnati
5. Cincinnati	5. North Carolina State
6. North Carolina State	6. (tie) North Carolina
7. Michigan State	Mississippi State
8. Auburn	8. Bradley
9. North Carolina	9. California
10. West Virginia	10. Auburn
All-America	**All-America**
Oscar Robertson (Cincinnati)	Oscar Robertson (Cincinnati)*
Jerry West (West Virginia)	Bailey Howell (Mississippi State)
Bob Boozer (Kansas State)	Bob Boozer (Kansas State)
Bailey Howell (Mississippi State)	Jerry West (West Virginia)
Johnny Cox (Kentucky)	Don Hennon (Pitt)
	Coach of the Year: Adolph Rupp (Kentucky)

1960

AP	UPI
1. Cincinnati	1. California
2. California	2. Cincinnati
3. Ohio State	3. Ohio State
4. Bradley	4. Bradley
5. West Virginia	5. Utah
6. Utah	6. West Virginia
7. Indiana	7. Utah State
8. Utah State	8. Georgia Tech
9. St. Bonaventure	9. Villanova
10. Miami-Florida	10. Indiana
All-America	**All-America**
Jerry West (West Virginia)	Jerry West (West Virginia)
Oscar Robertson (Cincinnati)	Oscar Robertson (Cincinnati)*
Jerry Lucas (Ohio State)	Jerry Lucas (Ohio State)
Darryl Imhoff (California)	Darryl Imhoff (California)
Tony Jackson (St. John's)	Tom Stith (St.Bonaventure)
	Coach of the Year: Pete Newell (California)

1961

AP	UPI
1. Ohio State	1. Ohio State
2. Cincinnati	2. Cincinnati
3. St. Bonaventure	3. St. Bonaventure
4. Kansas State	4. Kansas State
5. North Carolina	5. Southern Cal
6. Bradley	6. North Carolina
7. Southern Cal	7. Bradley
8. Iowa	8. St. John's
9. West Virginia	9. Duke
10. Duke	10. Wake Forest
All-America	**All-America**
Jerry Lucas (Ohio State)*	Jerry Lucas (Ohio State) *
Tom Stith (St. Bonaventure)	Tom Stith (St. Bonaventure)
Terry Dischinger (Purdue)	Terry Dischinger (Purdue)
Roger Kaiser (Georgia Tech)	Roger Kaiser (Georgia Tech)
Chet Walker (Bradley)	Chet Walker (Bradley)
	Coach of the Year: Fred Taylor (Ohio State)

1962

AP	UPI
1. Ohio State	1. Ohio State
2. Cincinnati	2. Cincinnati
3. Kentucky	3. Kentucky
4. Mississippi State	4. Mississippi State
5. Bradley	5. Kansas State
6. Kansas State	6. Bradley
7. Utah	7. Wake Forest
8. Bowling Green	8. Colorado
9. Colorado	9. Bowling Green
10. Duke	10. Utah
All-America	**All-America**
Jerry Lucas (Ohio State)*	Jerry Lucas (Ohio State)*
Terry Dischinger (Purdue)	Terry Dischinger (Purdue)
Bill McGill (Utah)	Bill McGill (Utah)
Chet Walker (Bradley)	Chet Walker (Bradley)
Len Chappell (Wake Forest)	John Havlicek (Ohio State)
	Coach of the Year: Fred Taylor (Ohio State)

Final Rankings in the Polls

1963

AP	UPI
1. Cincinnati	1. Cincinnati
2. Duke	2. Duke
3. Loyola-Chicago	3. Arizona State
4. Arizona State	4. Loyola-Chicago
5. Wichita State	5. Illinois
6. Mississippi State	6. Wichita State
7. Ohio State	7. Mississippi State
8. Illinois	8. Ohio State
9. NYU	9. Colorado
10. Colorado	10. Stanford
All-America	**All-America**
Art Heyman (Duke)*	Art Heyman (Duke)*
Ron Bonham (Cincinnati)	Ron Bonham (Cincinnati)
Jerry Harkness (Loyola-Chicago)	Jerry Harkness (Loyola-Chicago)
Gary Bradds (Ohio State)	Gary Bradds (Ohio State)
Barry Kramer (NYU)	Tom Thacker (Cincinnati)
	Coach of the Year: Ed Jucker (Cincinnati)

1964

AP	UPI
1. UCLA	1. UCLA
2. Michigan	2. Michigan
3. Duke	**3. Kentucky**
4. Kentucky	4. Duke
5. Wichita State	5. Oregon State
6. Oregon State	6. Wichita State
7. Villanova	7. Villanova
8. Loyola-Chicago	8. Loyola-Chicago
9. DePaul	9. Texas-El Paso
10. Davidson	10. Davidson
All-America	**All-America**
Gary Bradds (Ohio State)*	Gary Bradds (Ohio State)*
Cotton Nash (Kentucky)	Walt Hazzard (UCLA)
Walt Hazzard (UCLA)	**Cotton Nash (Kentucky)**
Bill Bradley (Princeton)	Bill Bradley (Princeton)
Dave Stallworth (Wichita State)	Dave Stallworth (Wichita State)
	Coach of the Year: John Wooden (UCLA)

1965

AP	UPI
1. Michigan	1. Michigan
2. UCLA	2. UCLA
3. St Joseph's	3. St Joseph's
4. Providence	4. Providence
5. Vanderbilt	5. Vanderbilt
6. Davidson	6. BYU
7. Minnesota	7. Davidson
8. Villanova	8. Minnesota
9. BYU	9. Duke
10. Duke	10. San Francisco
All-America	**All-America**
Bill Bradley (Princeton)*	Bill Bradley (Princeton)*
Cazzie Russell (Michigan)	Cazzie Russell (Michigan)
Rick Barry (Miami-Florida)	Gail Goodrich (UCLA)
Gail Goodrich (UCLA)	Fred Hetzel (Davidson)
Fred Hetzel (Davidson)	Rick Barry (Miami-Florida)
Wayne Estes (Utah State)	**Coach of the Year:** Dave Strack (Michigan)

1966

AP	UPI
1. Kentucky	**1. Kentucky**
2. Duke	2. Duke
3. Texas-El Paso	3. Texas Western
4. Kansas	4. Kansas
5. St. Joseph's	5. Loyola-Chicago
6. Loyola-Chicago	6. St. Joseph's
7. Cincinnati	7. Michigan
8. Vanderbilt	8. Vanderbilt
9. Michigan	9. Cincinnati
10. Western Kentucky	10. Providence
All-America	**All-America**
Cazzie Russell (Michigan)*	Cazzie Russell (Michigan)*
Clyde Lee (Vanderbilt)	Clyde Lee (Vanderbilt)
Dave Schellhase (Purdue)	Jimmy Walker (Providence)
Louie Dampier (Kentucky)	Dave Schellhase (Purdue)
Dave Bing (Syracuse)	Dave Bing (Syracuse)
	Coach of the Year: Adolph Rupp (Kentucky)

1967

AP	UPI
1. UCLA	1. UCLA
2. Louisville	2. Louisville
3. Kansas	3. North Carolina
4. North Carolina	4. Kansas
5. Princeton	5. Princeton
6. Western Kentucky	6. Houston
7. Houston	7. Western Kentucky
8. Tennessee	8. Texas Western
9. Boston College	9. Tennessee
10. Texas-El Paso	10. Boston College
All-America	**All-America**
Lew Alcindor (UCLA)*	Lew Alcindor (UCLA)*
Jimmy Walker (Providence)	Elvin Hayes (Houston)
Wes Unseld (Louisville)	Jimmy Walker (Providence)
Elvin Hayes (Houston)	Wes Unseld (Louisville)
Clem Haskins (Western Kentucky)	Bob Lloyd (Rutgers)
Coach of the Year: John Wooden (UCLA)	**Coach of the Year:** John Wooden (UCLA)

1968

AP	UPI
1. Houston	1. Houston
2. UCLA	2. UCLA
3. St. Bonaventure	3. St. Bonaventure
4. North Carolina	4. North Carolina
5. Kentucky	**5. Kentucky**
6. New Mexico	6. Columbia
7. Columbia	7. New Mexico
8. Davidson	8. Louisville
9. Louisville	9. Davidson
10. Duke	10. Marquette
All-America	**All-America**
Elvin Hayes (Houston)*	Elvin Hayes (Houston)*
Wes Unseld (Louisville)	Lew Alcindor (UCLA)
Lew Alcindor (UCLA)	Pete Maravich (LSU)
Pete Maravich (LSU)	Wes Unseld (Louisville)
Calvin Murphy (Niagara)	Larry Miller (North Carolina)
Coach of the Year: Guy V. Lewis (Houston)	**Coach of the Year:** Guy V. Lewis (Houston)

1969

AP	UPI
1. UCLA	1. UCLA
2. La Salle	2. North Carolina
3. Santa Clara	3. Davidson
4. North Carolina	4. Santa Clara
5. Davidson	**5. Kentucky**
6. Purdue	6. La Salle
7. Kentucky	7. Purdue
8. St. John's	8. St. John's
9. Duquesne	9. New Mexico
10. Villanova	10. Duquesne
All-America	**All-America**
Lew Alcindor (UCLA)*	Lew Alcindor (UCLA)*
Pete Maravich (LSU)	Pete Maravich (LSU)
Spencer Haywood (Detroit)	Rick Mount (Purdue)
Rick Mount (Purdue)	Spencer Haywood (Detroit)
Calvin Murphy (Niagara)	Calvin Murphy (Niagara)
Coach of the Year: John Wooden (UCLA)	**Coach of the Year:** John Wooden (UCLA)

1970

AP	UPI
1. Kentucky	**1. Kentucky**
2. UCLA	2. UCLA
3. St. Bonaventure	3. St. Bonaventure
4. Jacksonville	4. New Mexico State
5. New Mexico State	5. Jacksonville
6. South Carolina	6. South Carolina
7. Iowa	7. Iowa
8. Marquette	8. Notre Dame
9. Notre Dame	9. Drake
10. North Carolina State	10. Marquette
All-America	**All-America**
Pete Maravich (LSU)*	Pete Maravich (LSU)*
Dan Issel (Kentucky)	Bob Lanier (St. Bonaventure)
Bob Lanier (St. Bonaventure)	Rick Mount (Purdue)
Rick Mount (Purdue)	Calvin Murphy (Niagara)
Calvin Murphy (Niagara)	**Dan Issel (Kentucky)**
Coach of the Year: John Wooden (UCLA)	**Coach of the Year:** John Wooden (UCLA)

1971

AP	UPI
1. UCLA	1. UCLA
2. Marquette	2. Marquette
3. Penn	3. Penn
4. Kansas	4. Kansas
5. Southern Cal	5. Southern Cal
6. South Carolina	6. South Carolina
7. Western Kentucky	7. Western Kentucky
8. Kentucky	**8. Kentucky**
9. Fordham	9. Fordham
10. Ohio State	10. Ohio State
All-America	**All-America**
Austin Carr (Notre Dame)*	Austin Carr (Notre Dame)*
Sidney Wicks (UCLA)	Sidney Wicks (UCLA)
Artis Gilmore (Jacksonville)	Artis Gilmore (Jacksonville)
Jim McDaniels (Western Kentucky)	Dean Meminger (Marquette)
Dean Meminger (Marquette)	John Roche (South Carolina)
Coach of the Year: Al McGuire (Marquette)	**Coach of the Year:** Al McGuire (Marquette)

1972

AP	UPI
1. UCLA	1. UCLA
2. North Carolina	2. North Carolina
3. Penn	3. Penn
4. Louisville	4. Louisville
5. Long Beach State	5. South Carolina
6. South Carolina	6. Long Beach State
7. Marquette	7. Marquette
8. SW Louisiana	8. SW Louisiana
9. BYU	9. BYU
10. Florida State	10. Florida State
All-America	**All-America**
Bill Walton (UCLA)*	Bill Walton (UCLA)*
Dwight Lamar (SW Louisiana)	Henry Bibby (UCLA)
Ed Ratleff (Long Beach State)	Dwight Lamar (SW Louisiana)
Jim Chones (Marquette)	Jim Chones (Marquette)
Tom Riker (South Carolina)	Ed Ratleff (Long Beach State)
Coach of the Year: John Wooden (UCLA)	**Coach of the Year:** John Wooden (UCLA)

1973

AP	UPI
1. UCLA	1. UCLA
2. North Carolina State	2. North Carolina State
3. Long Beach State	3. Long Beach State
4. Providence	4. Marquette
5. Marquette	5. Providence
6. Indiana	6. Indiana
7. SW Louisiana	7. (tie) Kansas State
8. Maryland	SW Louisiana
9. Kansas State	9. Minnesota
10. Minnesota	10. Maryland
All-America	**All-America**
Bill Walton (UCLA)*	Bill Walton (UCLA)*
Ed Ratleff (Long Beach State)	Ed Ratleff (Long Beach State)
David Thompson (N.C. State)	David Thompson (N.C. State)
Ernie DiGregorio (Providence)	Doug Collins (Illinois State)
Kermit Washington (American)	Dwight Lamar (SW Louisiana)
Coach of the Year: John Wooden (UCLA)	**Coach of the Year:** John Wooden (UCLA)

1974

AP	UPI
1. North Carolina State	1. North Carolina State
2. UCLA	2. UCLA
3. Marquette	3. Notre Dame
4. Maryland	4. Maryland
5. Notre Dame	5. Marquette
6. Michigan	6. Providence
7. Kansas	7. Vanderbilt
8. Providence	8. North Carolina
9. Indiana	9. Indiana
10. Long Beach State	10. Kansas
All-America	**All-America**
Bill Walton (UCLA)	Bill Walton (UCLA)
Keith Wilkes (UCLA)	David Thompson (N.C. State)
David Thompson (N.C. State)	John Shumate (Notre Dame)
Marvin Barnes (Providence)	Keith Wilkes (UCLA)
John Shumate (Notre Dame)	Marvin Barnes (Providence)
Coach of the Year: Norm Sloan (N.C. St.)	**Coach of the Year:** Digger Phelps (Notre Dame)

1975

AP	UPI
1. UCLA	1. Indiana
2. Kentucky	2. UCLA
3. Indiana	3. Louisville
4. Louisville	**4. Kentucky**
5. Maryland	5. Maryland
6. Syracuse	6. Marquette
7. North Carolina State	7. Arizona State
8. Arizona State	8. Alabama
9. North Carolina	9. North Carolina State
10. Alabama	10. North Carolina
All-America	**All-America**
David Thompson (N.C. State)*	David Thompson (N.C. State)*
Adrian Dantley (Notre Dame)	Adrian Dantley (Notre Dame)
David Meyers (UCLA)	David Meyers (UCLA)
Luther Burden (Utah)	John Lucas (Maryland)
Scott May (Indiana)	Scott May (Indiana)
Coach of the Year: Bobby Knight (Indiana)	**Coach of the Year:** Bobby Knight (Indiana)

1976

AP	UPI
1. Indiana	1. Indiana
2. Marquette	2. Marquette
3. Nevada-Las Vegas	3. Rutgers
4. Rutgers	4. Nevada-Las Vegas
5. UCLA	5. UCLA
6. Alabama	6. North Carolina
7. Notre Dame	7. Alabama
8. North Carolina	8. Notre Dame
9. Michigan	9. Michigan
10. Western Michigan	10. Washington

Regular Season Only *Player of the Year

Final Rankings in the Polls

AP	UPI
All-America	**All-America**
Adrian Dantley (Notre Dame)	Scott May (Indiana)*
Scott May (Indiana)*	Adrian Dantley (Notre Dame)
Kent Benson (Indiana)	John Lucas (Maryland)
John Lucas (Maryland)	Richard Washington (UCLA)
Phil Sellers (Rutgers)	Kent Benson (Indiana)
Coach of the Year: Bobby Knight (Ind.)	**Coach of the Year:** Tom Young (Rutgers)

1977

AP	UPI
1. Michigan	1. Michigan
2. UCLA	2. San Francisco
3. Kentucky	3. North Carolina
4. Nevada-Las Vegas	4. UCLA
5. North Carolina	**5. Kentucky**
6. Syracuse	6. Nevada-Las Vegas
7. Marquette	7. Arkansas
8. San Francisco	8. Tennessee
9. Wake Forest	9. Syracuse
10. Notre Dame	10. Utah
All-America	**All-America**
Marques Johnson (UCLA)*	Marques Johnson (UCLA)*
Ricky Green (Michigan)	Rickey Green (Michigan)
Phil Ford (North Carolina)	Kent Benson (Indiana)
Kent Benson (Indiana)	Bernard King (Tennessee)
Bernard King (Tennessee)	Otis Birdsong (Houston)
Coach of the Year: Bob Gaillard (San Francisco)	**Coach of the Year:** Bob Gaillard (San Francisco)

1978

AP	UPI
1. Kentucky	**1. Kentucky**
2. UCLA	2. UCLA
3. DePaul	3. Marquette
4. Michigan State	4. New Mexico
5. Arkansas	5. Michigan State
6. Notre Dame	6. Arkansas
7. Duke	7. DePaul
8. Marquette	8. Kansas
9. Louisville	9. Duke
10. Kansas	10. North Carolina
All-America	**All-America**
Phil Ford (North Carolina)	Butch Lee (Marquette)*
Butch Lee (Marquette)*	Phil Ford (North Carolina)
Mychal Thompson (Minnesota)	Mychal Thompson (Minnesota)
Larry Bird (Indiana State)	Larry Bird (Indiana State)
David Greenwood (UCLA)	David Greenwood (UCLA)
Coach of the Year: Eddie Sutton (Arkansas)	**Coach of the Year:** Eddie Sutton (Arkansas)

1979

AP	UPI
1. Indiana State	1. Indiana State
2. UCLA	2. UCLA
3. Michigan State	3. North Carolina
4. Notre Dame	4. Michigan State
5. Arkansas	5. Notre Dame
6. DePaul	6. Arkansas
7. LSU	7. Duke
8. Syracuse	8. DePaul
9. North Carolina	9. LSU
10. Marquette	10. Syracuse
All-America	**All-America**
Larry Bird (Indiana State)*	Larry Bird (Indiana State)*
Bill Cartwright (USF)	David Greenwood (UCLA)
David Greenwood (UCLA)	Mike Gminski (Duke)
Earvin "Magic" Johnson (Michigan St.)	Earvin "Magic" Johnson (Michigan St.)
Sidney Moncrief (Arkansas)	Jim Spanarkel (Duke)
Coach of the Year: Bill Hodges (Indiana State)	**Coach of the Year:** Bill Hodges (Indiana State)

1980

AP	UPI
1. DePaul	1. DePaul
2. LSU	2. LSU
3. Kentucky	**3. Kentucky**
4. Louisville	4. Louisville
5. Oregon State	5. Oregon State
6. Syracuse	6. Syracuse
7. Indiana	7. Indiana
8. Maryland	8. Maryland
9. Ohio State	9. Ohio State
10. Georgetown	10. Georgetown
All-America	**All-America**
Mark Aguire (DePaul)*	Mark Aguire (DePaul)*
Darrell Griffith (Louisville)	Darrell Griffith (Louisville)
Kyle Macy (Kentucky)	**Kyle Macy (Kentucky)**
Joe Barry Carroll (Purdue)	Joe Barry Carroll (Purdue)
Michael Brooks (LaSalle)	Michael Brooks (LaSalle)
Coach of the Year: Ray Meyer (DePaul)	**Coach of the Year:** Ray Meyer (DePaul)

1981

AP	UPI
1. DePaul	1. DePaul
2. Oregon State	2. Oregon State
3. Virginia	3. Virginia
4. LSU	4. LSU
5. Arizona State	5. Arizona State
6. North Carolina	6. North Carolina
7. Indiana	7. Indiana
8. Kentucky	**8. Kentucky**
9. Notre Dame	9. Notre Dame
10. Utah	10. Utah
All-America	**All-America**
Isiah Thomas (Indiana)	Isiah Thomas (Indiana)
Danny Ainge (BYU)	Danny Ainge (BYU)
Ralph Sampson (Virginia)*	Ralph Sampson (Virginia)*
Mark Aguire (DePaul)	Mark Aguire (DePaul)
Kelly Tripucka (Notre Dame)	Kelly Tripucka (Notre Dame)
Coach of the Year: Ralph Miller (Oregon State)	**Coach of the Year:** Ralph Miller (Oregon State)

1982

AP	UPI
1. North Carolina	1. North Carolina
2. DePaul	2. DePaul
3. Virginia	3. Virginia
4. Oregon State	4. Oregon State
5. Missouri	5. Missouri
6. Minnesota	6. Minnesota
7. Georgetown	7. Georgetown
8. Idaho	8. Idaho
9. Memphis State	9. Memphis State
10. Fresno State	10. Fresno State
All-America	**All-America**
Eric Floyd (Georgetown)	Eric Floyd (Georgetown)
Quinton Dailey (USF)	Quinton Dailey (USF)
Ralph Sampson (USF)	Ralph Sampson (Virginia)
Terry Cummings (DePaul)	Terry Cummings (DePaul)
James Worthy (North Carolina)	James Worthy (North Carolina)
Coach of the Year: Norm Stewart (Missouri)	**Coach of the Year:** Norm Stewart (Missouri)

1983

AP	UPI
1. Houston	1. Houston
2. Louisville	2. Louisville
3. St. John's	3. St. John's
4. Virginia	4. Virginia
5. Indiana	5. Indiana
6. Nevada-Las Vegas	6. Nevada-Las Vegas
7. UCLA	7. UCLA
8. North Carolina	8. North Carolina
9. Arkansas	9. Arkansas
10. Missouri	**10. Kentucky**
All-America	**All-America**
Ralph Sampson (Virginia)*	Michael Jordan (North Carolina)
Dale Ellis (Tennessee)	John Paxson (Notre Dame)
Patrick Ewing (Georgetown)	Ralph Sampson (Virginia)*
Michael Jordan (North Carolina)	Sam Perkins (North Carolina)
Wayman Tisdale (Oklahoma)	Keith Lee (Memphis State)
Coach of the Year: Guy V. Lewis (Houston)	**Coach of the Year:** Jerry Tarkanian (UNLV)

1984

AP	UPI
1. North Carolina	1. North Carolina
2. Georgetown	2. Georgetown
3. Kentucky	**3. Kentucky**
4. DePaul	4. DePaul
5. Houston	5. Houston
6. Illinois	6. Illinois
7. Oklahoma	7. Arkansas
8. Arkansas	8. Oklahoma
9. UTEP	9. UTEP
10. Purdue	10. Maryland
All-America	**All-America**
Waymon Tisdale (Oklahoma)	Chris Mullin (St. John's)
Sam Perkins (North Carolina)	Michael Jordan (North Carolina)*
Michael Jordan (North Carolina)*	Patrick Ewing (Georgetown)
Akeem Olajuwon (Houston)	Sam Perkins (North Carolina)
Patrick Ewing (Georgetown)	Wayman Tisdale (Oklahoma)
Coach of the Year: Ray Meyer (DePaul)	

1985

AP	UPI
1. Georgetown	1. Georgetown
2. Michigan	2. Michigan
3. St. John's	3. St. John's
4. Oklahoma	4. Memphis State
5. Memphis State	5. Oklahoma
6. Georgia Tech	6. Georgia Tech
7. North Carolina	7. North Carolina
8. Louisiana Tech	8. Louisiana Tech
9. Nevada-Las Vegas	9. Nevada-Las Vegas
10. Duke	10. Illinois
All-America	**All-America**
Chris Mullin (St. John's)	Chris Mullin (St. John's)*
Patrick Ewing (Georgetown)*	Johnny Dawkins (Duke)
Xavier McDaniel (Wichita State)	Patrick Ewing (Georgetown)
Keith Lee (Memphis State)	Waymon Tisdale (Oklahoma)
Waymon Tisdale (Oklahoma)	Keith Lee (Memphis State)
Coach of the Year: Bill Frieder (Michigan)	

1986

AP	UPI
1. Duke	1. Duke
2. Kansas	2. Kansas
3. Kentucky	3. St. John's
4. St. John's	**4. Kentucky**
5. Michigan	5. Michigan
6. Georgia Tech	6. Georgia Tech
7. Louisville	7. Louisville
8. North Carolina	8. North Carolina
9. Syracuse	9. Syracuse
10. Notre Dame	10. Nevada-Las Vegas
All-America	**All-America**
Len Bias (Maryland)	Scott Skiles (Michigan State)
Kenny Walker (Kentucky)	**Kenny Walker (Kentucky)**
Walter Berry (St. John's)	Johnny Dawkins (Duke)
Steve Alford (Indiana)	Walter Berry (St. John's)
Johnny Dawkins (Duke)	Len Bias (Maryland)
Coach of the Year: Eddie Sutton (Kentucky)	**Coach of the Year:** Mike Krzyzewski (Duke)

1987

AP	UPI
1. Nevada-Las Vegas	1. Nevada-Las Vegas
2. North Carolina	2. Indiana
3. Indiana	3. North Carolina
4. Georgetown	4. Georgetown
5. DePaul	5. DePaul
6. Iowa	6. Purdue
7. Purdue	7. Iowa
8. Temple	8. Temple
9. Alabama	9. Alabama
10. Syracuse	10. Syracuse
All-America	**All-America**
Kenny Smith (North Carolina)	Kenny Smith (North Carolina)
Steve Alford (Indiana)	Steve Alford (Indiana)
David Robinson (Navy)*	David Robinson (Navy)*
Reggie Williams (Georgetown)	Reggie Williams (Georgetown)
Danny Manning (Kansas)	Danny Manning (Kansas)
Coach of the Year: Tom Davis (Iowa)	**Coach of the Year:** John Chaney (Temple)

1988

AP	UPI
1. Temple	1. Temple
2. Arizona	2. Arizona
3. Purdue	3. Purdue
4. Oklahoma	4. Oklahoma
5. Duke	5. Duke
6. Kentucky	**6. Kentucky**
7. North Carolina	7. Pittsburgh
8. Pittsburgh	8. North Carolina
9. Syracuse	9. Syracuse
10. Michigan	10. Michigan
All-America	**All-America**
Sean Elliott (Arizona)	Hersey Hawkins (Bradley)
Gary Grant (Michigan)	Danny Manning (Kansas)*
Hersey Hawkins (Bradley)	Sean Elliott (Arizona)
Danny Manning (Kansas)*	Danny Ferry (Duke)
J.R. Reid (North Carolina)	Gary Grant (Michigan)
Coach of the Year: John Chaney (Temple)	**Coach of the Year:** John Chaney (Temple)

1989

AP	UPI
1. Arizona	1. Arizona
2. Georgetown	2. Georgetown
3. Illinois	3. Illinois
4. Oklahoma	4. North Carolina
5. North Carolina	5. Oklahoma
6. Missouri	6. Indiana
7. Syracuse	7. Duke
8. Indiana	8. Missouri
9. Duke	9. Syracuse
10. Michigan	10. Michigan
All-America	**All-America**
Sherman Douglas (Syracuse)	Jay Edwards (Indiana)
Sean Elliott (Arizona)*	Sean Elliott (Arizona)
Danny Ferry (Duke)	Danny Ferry (Duke)*
Chris Jackson (LSU)	Chris Jackson (LSU)
Stacey King (Oklahoma)	Stacey King (Oklahoma)
Coach of the Year: Bobby Knight (Indiana)	**Coach of the Year:** Bobby Knight (Indiana)

Regular Season Only *Player of the Year

Final Rankings in the Polls

1990

AP	UPI
1. Oklahoma	1. Oklahoma
2. Nevada-Las Vegas	2. Nevada-Las Vegas
3. Connecticut	3. Connecticut
4. Michigan State	4. Michigan State
5. Kansas	5. Kansas
6. Syracuse	6. Syracuse
7. Arkansas	7. Georgia Tech
8. Georgetown	8. Arkansas
9. Georgia Tech	9. Georgetown
10. Purdue	10. Purdue
All-America	**All-America**
Chris Jackson (LSU)	Lionel Simmons (LaSalle)
Lionel Simmons (LaSalle)	Larry Johnson (UNLV)
Gary Payton (Oregon State)	Derrick Coleman (Syracuse)*
Derrick Coleman (Syracuse)	Kendall Gill (Illinois)
Larry Johnson (UNLV)	Gary Payton (Oregon State)
Coach of the Year: Jim Calhoun (Connecticut)	**Coach of the Year:** Jim Calhoun (Connecticut)

1991

AP	UPI
1. Nevada-Las Vegas	1. Nevada-Las Vegas
2. Arkansas	2. Arkansas
3. Indiana	3. Indiana
4. North Carolina	4. North Carolina
5. Ohio State	5. Ohio State
6. Duke	6. Duke
7. Syracuse	7. Arizona
8. Arizona	8. Syracuse
9. Kentucky	9. Nebraska
10. Utah	10. Utah
All-America	**All-America**
Shaquille O'Neal (LSU)	Larry Johnson (UNLV)
Larry Johnson (UNLV)	Billy Owens (Syracuse)
Billy Owens (Syracuse)	Shaquille O'Neal (LSU)*
Kenny Anderson (Georgia Tech)	Jim Jackson (Ohio State)
Stacy Augmon (UNLV)	Kenny Anderson (Georgia Tech)
Coach of the Year: Randy Ayers (Ohio St.)	**Coach of the Year:** Rick Majerus (Utah)

1992

AP

1. Duke
2. Kansas
3. Ohio State
4. UCLA
5. Indiana
6. Kentucky
7. Nevada-Las Vegas
8. Southern Cal
9. Arkansas
10. Arizona

All-America
Shaquille O'Neal (LSU)
Christian Laettner (Duke)*
Jim Jackson (Ohio State)
Harold Miner (Southern Cal)
Alonzo Mourning (Georgetown)
Coach of the Year: Roy Williams (Kansas)

1993

AP

1. Indiana
2. Kentucky
3. Michigan
4. North Carolina
5. Arizona
6. Seton Hall
7. Cincinnati
8. Vanderbilt
9. Kansas
10. Duke

All-America
Jamal Mashburn (Kentucky)
Bobby Hurley (Duke)
Anfernee Hardaway (Memphis State)
Chris Webber (Michigan)
Calbert Cheaney (Indiana)*
Coach of the Year: Eddie Fogler (Vanderbilt)

1994

AP

1. North Carolina
2. Arkansas
3. Purdue
4. Connecticut
5. Missouri
6. Duke
7. Kentucky
8. Massachusetts
9. Arizona
10. Louisville

All-America
Glenn Robinson (Purdue)
Grant Hill (Duke)
Donyell Marshall (Connecticut)
Jason Kidd (California)
Clifford Rozier (Louisville)
Coach of the Year: Norm Stewart (Missouri)

1995

AP

1. UCLA
2. Kentucky
3. Wake Forest
4. North Carolina
5. Kansas
6. Arkansas
7. Massachusetts
8. Connecticut
9. Villanova
10. Maryland

All-America
Joe Smith (Maryland)
Ed O'Bannon (UCLA)
Shawn Respert (Michigan St.)
Damon Stoudamire (Arizona)
Jerry Stackhouse (North Carolina)
Coach of the Year: Kelvin Sampson (Oklahoma)

1996

AP

1. Massachusetts
2. Kentucky
3. Connecticut
4. Georgetown
Kansas
Purdue
7. Cincinnati
8. Texas Tech
9. Wake Forest
10. Villanova

All-America
Marcus Camby (Massachusetts)
Ray Allen (Connecticut)
Allen Iverson (Georgetown)
Tim Duncan (Wake Forest)
Kerry Kittles (Villanova)
Coach of the Year: Gene Keady (Purdue)

1997

AP

1. Kansas
2. Utah
3. Minnesota
4. North Carolina
5. Kentucky
6. South Carolina
7. UCLA
8. Duke
9. Wake Forest
10. Cincinnati

All-America
Raef LaFrentz (Kansas)
Keith Van Horn (Utah)
Tim Duncan (Wake Forest)*
Ron Mercer (Kentucky)
Danny Fortson (Cincinnati)
Coach of the Year: Clem Haskins (Minnesota)

1998

AP

1. North Carolina
2. Kansas
3. Duke
4. Arizona
5. Kentucky
6. Connecticut
7. Utah
8. Princeton
9. Cincinnati
10. Stanford

All-America
Mike Bibby, Arizona
Miles Simon, Arizona
Raef LaFrentz, Kansas
Antawn Jamison, North Carolina*
Paul Pierce, Kansas
Coach of the Year: Rick Majerus, Utah

CNN/USA Today Poll

1983

1. N.C. State
2. Houston
3. Louisville
4. Georgia
5. Virginia
6. Kentucky
7. North Carolina
8. St. John's
9. Indiana
10. Arkansas

1984

1. Georgetown
2. Houston
3. Kentucky
4. North Carolina
5. Illinois
6. DePaul
7. Virginia
8. Wake Forest
9. Memphis State
10. UNLV

1985

1. Villanova
2. Georgetown
3. St. John's
4. Georgia Tech
5. Memphis State
6. Oklahoma
7. North Carolina
8. Louisiana Tech
9. Michigan
10. N.C. State

1986

1. Louisville
2. Duke
3. Kansas
4. Kentucky
5. LSU
6. Georgia Tech
7. North Carolina
8. Navy
9. Auburn
10. St. John's

1987

1. Indiana
2. UNLV
3. Syracuse
4. North Carolina
5. Iowa
6. Providence
7. Georgetown
8. Alabama
9. DePaul
10. LSU

1988

1. Kansas
2. Oklahoma
3. Arizona
4. Duke
5. Temple
6. Purdue
7. North Carolina
8. Kansas State
9. Kentucky
10. Michigan

1989

1. Michigan
2. Seton Hall
3. Illinois
4. Duke
5. Georgetown
6. Syracuse
7. Arizona
8. North Carolina
9. UNLV
10. Indiana

1990

1. UNLV
2. Duke
3. Georgia Tech
4. Arkansas
5. Connecticut
6. Purdue
7. Michigan State
8. Minnesota
9. Loyola (Calif.)
10. Syracuse

1991

1. Duke
2. UNLV
3. Kansas
4. North Carolina
5. Arkansas
6. Seton Hall
7. St. John's
8. Ohio State
9. Indiana
10. Arizona

1992

1. Duke
2. Indiana
3. Michigan
4. Ohio State
5. Cincinnati
6. Kentucky
7. Kansas
8. UCLA
9. Oklahoma State
10. Arkansas

1993

1. Indiana
2. North Carolina
3. Michigan
4. Kentucky
5. Arizona
6. Seton Hall
7. Cincinnati
8. Vanderbilt
9. Kansas
10. Duke

1994

1. Arkansas
2. North Carolina
3. Purdue
4. Connecticut
5. Missouri
6. Duke
7. Massachusetts
8. Kentucky
9. Arizona
10. Louisville

1995

1. UCLA
2. Kentucky
3. Wake Forest
4. Kansas
5. North Carolina
6. Arkansas
7. Massachusetts
8. Connecticut
9. Villanova
10. Michigan State

1996

1. Massachusetts
2. Kentucky
3. Connecticut
4. Purdue
5. Kansas
6. Georgetown
7. Cincinnati
8. Texas Tech
9. Wake Forest
10. Utah

1997

1. Arizona
2. Kentucky
3. Minnesota
4. North Carolina
5. Kansas
6. Utah
7. UCLA
8. Clemson
9. Wake Forest
10. Louisville

USA Today/ESPN Poll

1998

1. Kentucky
2. Utah
3. North Carolina
4. Stanford
5. Duke
6. Arizona
7. Connecticut
8. Kansas
9. Purdue
10. Michigan State

Regular Season Only *Player of the Year Note: UPI ceased its national rankings following the 1991 season.

Biggest Games

KENTUCKY 20, GEORGIA 19

March 1, 1921

ATLANTA — Bill King's free throw with no time left on the clock lifted the Wildcats to the SIAA Championship.

Georgia	8	11	—	19
Kentucky	7	13	—	20

KENTUCKY 28, CINCINNATI 23

December 13, 1924

LEXINGTON — James McFarland scored 10 points and the Wildcats defeated the Bearcats in the first game played at Alumni Gym.

Cincinnati	9	14	—	23
Kentucky	13	15	—	28

KENTUCKY 67, GEORGETOWN COLLEGE 19

December 18, 1930

LEXINGTON — The Wildcats pounded the Tigers in Adolph Rupp's debut as coach at Kentucky.

Georgetown College	9	10	—	19
Kentucky	38	29	—	67

KENTUCKY 35, MARQUETTE 33

February 14, 1938

LEXINGTON — Joe Hagan's 48-foot shot with 12 seconds left lifted the Wildcats over the Warriors. After the game, Gov. Chandler pounded a nail into the floor to mark the spot.

Marquette	18	15	—	33
Kentucky	18	17	—	35

KENTUCKY 60, NOTRE DAME 55

January 23, 1943

LEXINGTON — Marvin Akers and Melvin Ticco combined for 33 points as the Wildcats beat the Fighting Irish for the first time in school history.

Notre Dame	33	22	—	55
Kentucky	27	33	—	60

KENTUCKY 46, RHODE ISLAND 45

March 20, 1946

NEW YORK — Ralph Beard's free throw with 40 seconds left lifted the Wildcats to their first national title in the NIT.

Kentucky	26	20	—	46
Rhode Island	27	18	—	45

UTAH 49, KENTUCKY 45

March 24, 1947

NEW YORK — Wat Misaka, a 5-8 center, held high-scoring Ralph Beard to two points and the Utes won the NIT championship.

Kentucky	21	24	—	45
Utah	27	22	—	49

KENTUCKY 73, WEST TEXAS STATE 43

December 1, 1950

LEXINGTON — The Wildcats made the first game played in Memorial Coliseum a memorable one as they routed the Buffaloes.

West Texas State	24	19	—	43
Kentucky	47	26	—	73

GEORGIA TECH 59, KENTUCKY 58

January 8, 1955

LEXINGTON — Joe Helms' 12-foot jump shot with 12 seconds left ended the Wildcats' 129-game home winning streak.

Georgia Tech	26	33	—	59
Kentucky	23	35	—	58

KENTUCKY 85, TEMPLE 83 (3 OT)

December 7, 1957

LEXINGTON — The longest game in UK history proved fruitful for the Wildcats as Vernon Hatton scored UK's final six points to edge the Owls.

Temple	35	30	6	4	8	—	83
Kentucky	34	31	6	4	10	—	85

KENTUCKY 61, TEMPLE 60

March 21, 1958

LOUISVILLE — Vernon Hatton's layup with 17 seconds remaining pushed the Wildcats past the Owls and into the NCAA Championship game.

Temple	33	27	—	60
Kentucky	33	28	—	61

TEXAS WESTERN 72, KENTUCKY 65

March 19, 1966

COLLEGE PARK — Bobby Joe Hill scored 20 points and Texas Western upset the top-ranked Wildcats to win the NCAA title.

Kentucky	28	37	—	65
Texas Western	31	41	—	72

KENTUCKY 88, GEORGIA 68

January 13, 1969

LEXINGTON — The Wildcats used an 18-2 burst midway through the second half to become the first school in college basketball history to win 1,000 games.

Georgia	29	39	—	68
Kentucky	38	50	—	88

KENTUCKY 90, VANDERBILT 86

February 28, 1970

LEXINGTON — Dan Issel became the first UK player to score 2,000 career points as the Wildcats avenged their only loss of the season.

Vanderbilt	33	53	—	86
Kentucky	46	44	—	90

FLORIDA STATE 73, KENTUCKY 54

March 18, 1972

DAYTON — The Seminoles won the Mideast Region title by routing the Wildcats in Adolph Rupp's final game as coach.

Kentucky	28	26	—	54
Florida State	34	39	—	73

KENTUCKY 92, INDIANA 90

March 22, 1975

DAYTON — The Wildcats captured the Mideast Region title by handing the Hoosiers their first loss in 34 games.

Kentucky	44	48	—	92
Indiana	44	46	—	90

UCLA 92, KENTUCKY 85

March 31, 1975

SAN DIEGO — Coach John Wooden closed out his coaching career by leading the Bruins to their 10th NCAA title in 12 years.

Kentucky	40	45	—	85
UCLA	43	49	—	92

KENTUCKY 94, MISSISSIPPI STATE 93 (OT)

March 8, 1976

LEXINGTON — Jack Givens keyed a late rally as the Wildcats outlasted the Bulldogs in the last game played at Memorial Coliseum.

Mississippi State	50	35	8	—	93
Kentucky	42	43	9	—	94

KENTUCKY 72, WISCONSIN 64

November 27, 1976

LEXINGTON — With Adolph Rupp looking on from the stands, the Wildcats dumped the Badgers in the first game played at Rupp Arena.

Wisconsin	24	40	—	64
Kentucky	34	38	—	72

KENTUCKY 94, DUKE 88

March 27, 1978

ST. LOUIS — Jack Givens scored 41 points as the Wildcats captured their fifth NCAA title.

Kentucky	45	49	—	94
Duke	38	50	—	88

Biggest Games

KENTUCKY 67, KANSAS 66 (OT)

December 9, 1978

LEXINGTON — After forcing overtime, the Cats were down 66-60 with 31 seconds to go. Back-to-back baskets by freshman Dwight Anderson cut the lead to two before he stole the inbounds pass and fed Kyle Macy for the tying jumper. Macy completed the comback by adding a technical free throw when Kansas called a timeout it didn't have.

Kansas	35	21	10	—	66
Kentucky	28	28	11	—	67

LOUISVILLE 80, KENTUCKY 68 (OT)

March 26, 1983

KNOXVILLE — The first meeting between the two teams in more than 24 years proved memorable as the Cardinals outscored the Wildcats 18-6 in overtime to advance to the Final Four.

Kentucky	37	25	6	—	68
Louisville	30	32	18	—	80

KENTUCKY 65, LOUISVILLE 44

November 26, 1983

LEXINGTON — In the first regular-season meeting in 61 years between the two in-state rivals, the Wildcats employed a swarming defense and balanced offense to roll to victory.

Louisville	20	24	—	44
Kentucky	35	30	—	65

KENTUCKY 72, LOUISVILLE 67

March 22, 1984

LEXINGTON — Winston Bennett's three-point play with 13 seconds left pushed the Wildcats into the Mideast Regional Final.

Louisville	36	31	—	67
Kentucky	32	40	—	72

GEORGETOWN 53, KENTUCKY 40

March 31, 1984

SEATTLE — The Hoyas outscored the Wildcats 23-2 at the start of the second half on their way to the NCAA title game. UK sank only three of 33 field goal attempts in the second half.

Georgetown	22	31	—	53
Kentucky	29	11	—	40

KENTUCKY 64, UNLV 61

March 16, 1985

SALT LAKE CITY — Kenny Walker scored 23 points and provided a key block in the final minutes as the Wildcats advanced to the West Regional final.

Kentucky	30	34	—	64
UNLV	30	31	—	61

ST. JOHN'S 86, KENTUCKY 70

March 22, 1985

DENVER — Having announced he would retire following the game, Coach Joe B. Hall watched as the Redmen ended the Wildcats' Final Four hopes.

Kentucky	38	32	—	70
St. John's	39	47	—	86

KENTUCKY 75, OKLAHOMA 74

February 29, 1987

LEXINGTON — Richard Madison's basket with eight seconds left enabled the Wildcats to upset the Sooners.

Oklahoma	34	40	—	74
Kentucky	35	40	—	75

KENTUCKY 76, OHIO 73

November 28, 1989

LEXINGTON — The long-awaited debut of Coach Rick Pitino and the Wildcats was worth waiting for as Reggie Hanson scored 24 points and UK held off the Bobcats.

Ohio	30	43	—	73
Kentucky	44	32	—	76



FABULOUS FIVE Captain Kenny Rollins drives a nail to mark the spot in Alumni Gym where Ralph Beard made a 52.5 foot shot against Tennessee in 1948. Beard watches the ceremony, along with, left to right, standing, Rupp, Cliff Barker, Joe Holland, Alex Groza and Wallace Jones.

KENTUCKY 100, LSU 95

February 15, 1990

LEXINGTON — Described by many as one of the most exciting games ever played at Rupp Arena, the Wildcats burst out to an early lead and then held off Chris Jackson and the Tigers.

LSU	36	59	—	95
Kentucky	48	52	—	100

KENTUCKY 79, ALABAMA 73

February 26, 1991

LEXINGTON — Kentucky beat the Crimson Tide to win its 200th game in Rupp Arena and became one of two schools (along with North Carolina) to win 1,500 basketball games.

Alabama	43	30	—	73
Kentucky	43	36	—	79

KENTUCKY 114, AUBURN 93

March 2, 1991

LEXINGTON — Before the then-largest crowd in Rupp Arena history, the Wildcats closed out the 1990-91 season with a 22-6 overall record. Although UK was ineligible for the SEC title because of probation, the Wildcats secured the best record in the league (14-4) with the win over Auburn. A ceremony and parade followed.

Auburn	43	50	—	93
Kentucky	65	49	—	114

KENTUCKY 80, ALABAMA 54

March 15, 1992

BIRMINGHAM — Kentucky roared back from a 32-29 halftime deficit to crush Alabama, 80-54, and take the SEC Tournament championship after being banned from the event for two years.

Kentucky	29	51	—	80
Alabama	32	22	—	54

DUKE 104, KENTUCKY 103 (OT)

March 28, 1992

PHILADELPHIA — In what many called the "greatest NCAA Tournament game ever played," Kentucky took top-ranked defending champion Duke to overtime before a desperation shot by Christian Laettner sent the Blue Devils to the Final Four.

Kentucky	45	48	10	—	103
Duke	50	43	11	—	104

Biggest Games

KENTUCKY 106, FLORIDA STATE 81

March 27, 1993

CHARLOTTE — Kentucky beat Florida State to advance to the NCAA Final Four in New Orleans. The victory completed a string of four games in which the Wildcats blitzed their Southeast Region opponents by an average of 31.0 points — the largest margin of victory by a team through four games en route to the Final Four.

Florida State	46	35	—	81
Kentucky	54	52	—	106

MICHIGAN 81, KENTUCKY 78 (OT)

April 3, 1993

NEW ORLEANS — Kentucky faced Michigan in the NCAA semifinals, marking UK's 10th Final Four appearance. An 81-78 overtime loss to the Wolverines ended the Cats' season at 30-4 and marked All-American Jamal Mashburn's last game in UK blue.

Kentucky	35	36	7	—	78
Michigan	40	31	10	—	81

KENTUCKY 99, LSU 95

February 15, 1994

BATON ROUGE — Trailing by 31 points with 15:34 remaining in the game, the Wildcats went on a tear. They hit 11 three-pointers and outscored the Tigers 62-27 during the final 15:34. UK's 99-95 win marked the greatest comeback in school history.

Kentucky	32	67	—	99
LSU	48	47	—	95

KENTUCKY 73, FLORIDA 60

March 13, 1994

MEMPHIS — Kentucky faced Florida for the second time in 11 days, and for the second time, the Wildcats beat the Gators. The triumph in Memphis gave UK its third consecutive SEC Tournament title, and improved the Pitino-era SEC Tourney mark to a perfect 9-0.

Kentucky	33	40	—	73
LSU	27	33	—	60

KENTUCKY 95, ARKANSAS 93 (OT)

March 12, 1995

ATLANTA— Kentucky repeatedly clawed its way back in the SEC Tournament final — finding itself trailing by 19 in the first half, 12 points with nine minutes left in the second half and nine points with 1:33 remaining in overtime.

Kentucky	44	36	15	—	95
Arkansas	50	30	13	—	93

KENTUCKY 81, MASSACHUSETTS 74

March 30, 1996

EAST RUTHERFORD, N.J. — In a rematch from an early season loss, the Wildcats fought off a late rally in the national semifinals to advance to the championship game. The top-ranked Minutemen clawed to within three, 63-60, in the final five minutes. But UK canned 12 of 14 free throws to advance to the title game for the first time in 18 years.

Kentucky	36	45	—	81
Massachusetts	28	46	—	74

KENTUCKY 76, SYRACUSE 67

April 1, 1996

EAST RUTHERFORD, N.J. — Behind an NCAA title game record-tying seven three-pointers from Tony Delk, UK won its sixth national title. After two John Wallace free throws cut the UK lead to two, 64-62, the Wildcats responded with a Walter McCarty tip-in and a Derek Anderson three-pointer and Syracuse never threatened again.

Kentucky	42	34	—	76
Syracuse	33	34	—	67

ARIZONA 84, KENTUCKY 79 (OT)

March 31, 1997

LEXINGTON — Trying to become the second team in 24 years to repeat as national champion, Ron Mercer and Anthony Epps nailed three-pointers inside the last minute to force overtime. But with four Wildcats fouling out, Arizona outscored UK by five in the extra period in Rick Pitino's final game as coach at Kentucky.

Arizona	33	41	10	—	84
Kentucky	32	42	5	—	79

KENTUCKY 86, DUKE 84

March 22, 1998

ST. PETERSBURG – The Wildcats fell behind by 18 points in the first half and by 17 points with 9:38 remaining in the game before avenging a 1992 loss to the Blue Devils. Cameron Mills' three-pointer with 2:15 left gave UK its first lead, 80-79, before Scott Padgett's trey with 39.4 seconds remaining broke an 81-81 tie as Kentucky advanced to the Final Four for the third consecutive year.

KENTUCKY 86, STANFORD 85 (OT)

March 28, 1998

SAN ANTONIO – Kentucky rallied from a 10-point second-half deficit, then grabbed a 5-point overtime lead before fending off the Cardinal to advance to the title game for the third straight season. Jeff Sheppard canned three long-range three-pointers – two in the final three minutes and one in overtime – en route to a career-high 27 points.

KENTUCKY 78, UTAH 69

March 30, 1998

SAN ANTONIO – After being outrebounded 24-6 in the first half and trailing 41-31 at the break, the "Comeback Cats" charged from behind to win the school's seventh national title, its second in three years. It was the largest deficit overcome in a title game as the Wildcats beat the Utes for the fourth time in the last six NCAA Tournaments.

Big Shots on the Court ...

A. Ralph Beard
Mar. 20, 1946 vs. Rhode Island
This free throw with 43 seconds left gave Rupp his first national title, 46-45.

B. Ralph Beard
Feb. 14, 1948 vs. Tennessee
The buzzer-beater is still one of the longest shots (52.5') in UK history.

C. Vernon Hatton
Dec. 7, 1957 vs. Temple
Hatton's 47-foot bomb from midcourt tied the game at the end of the first overtime.

D. Terry Mobley
Dec. 31, 1963 vs. Duke
Mobley's shot, with 7 seconds left, propelled UK past No. 1 Duke, 81-79.

E. Kyle Macy
Feb. 24, 1980 vs. LSU
Macy's jumper gave the Cats the 1980 SEC crown, 76-74 in overtime.

F. Kenny Walker
Mar. 10, 1984 vs. Auburn
The sophomore's 15-footer at the buzzer defeated Charles Barkley's squad for the SEC Tourney title.

G. Cedric Jenkins
Dec. 12, 1987 vs. Louisville
Jenkins' tip-in gave UK a 76-75 win against its arch rival.

H. Sean Woods
Mar. 28, 1992 vs. Duke
Woods banked in this 10-footer to give UK the lead with 2.9 seconds left in overtime in the regional final.

I. Jeff Brassow
Dec. 23, 1993 vs. Arizona
Brassow tipped in a Rodrick Rhodes miss as UK won the Maui Invitational, 93-92.

J. Walter McCarty
Feb. 15, 1994 vs. LSU
McCarty's three completed a 31-point comeback against the Tigers.

K. Tony Delk
April 1, 1996 vs. Syracuse
His three was part of a four-point play that lifted UK to its sixth NCAA title.

L. Scott Padgett
Mar. 22, 1998 vs. Duke
The three-pointer broke an 81-81 tie with 39.4 seconds left and capped a 17-point comeback.

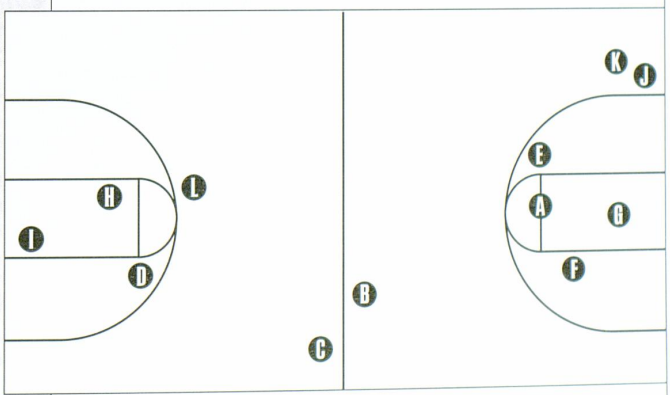

Alumni Gym

(1924-50; Won 247, Lost 24)

Alumni Gym is actually "the first house that Rupp built." A house filled with tradition. A house where the era of Kentucky basketball began.

Memorial Coliseum is often referred to as "the house that Rupp built." The Wildcats' current home, Rupp Arena, was dedicated to the legendary coach in 1976. But the rich Kentucky basketball tradition began 26 years before the ink was even dry on the Memorial Coliseum plans.

In 1923, the Athletics Council members argued to the Board of Trustees that the old gym in Barker Hall's Buell Armory was unsafe for even the small number of people it could accommodate. Large crowds that had to be turned away and the probability that the popular state high school tournament would be moved away were two major factors that convinced the Board members that a new gym was in order.

Soon, the 2,800-seat structure was approved and the Alumni Association began efforts to raise the $100,000 needed for the Wildcats new home — a home critics labeled as a "white elephant."

Alumni Gym, which was complete for the 1924-25 season, holds claim to the birth of Wildcat basketball mania. The building served as the home floor for Wildcat squads until 1950. During that time, Kentucky lost only 24 of its 271 games, while laying the groundwork to become the winningest college basketball team in the nation.

When Rupp took the reins of the program in 1930, his squads established a home record of 201 victories against just eight losses in 19 seasons. He led the Cats to 84 consecutive wins in the confines of Alumni including 64 consecutive victories in the Southeastern Conference.

During the last 17 seasons in the gym, the Wildcats won 12 conference tournament crowns and three Sugar Bowl championships. Through 26 seasons at the corner of the Avenue of Champions and South Limestone, Kentucky suffered only one losing season, while having 12 campaigns with three or fewer losses.

The tradition of winning established by the Kentucky Wildcats created a popularity unmatched nationwide. The situation, in fact, soon developed to where only a portion of the student body and faculty were admitted to games. Once inside, fights would break out over the small number of seats. And for many years, about all that Kentuckians-at-large knew of their state University's famed cage teams consisted of information gleaned from radio broadcasts and newspaper reports.

Kentucky basketball became a dynasty in 1948 after winning the SEC and NCAA championships and the coveted Olympic gold in London, England. Led by All-Americans Alex Groza, Ralph Beard and Wallace "Wah Wah" Jones, with Rupp coaching from the sidelines, the United States squad soundly defeated France 65-21 in the gold medal game to become the 1948 World Champions.

In 1950, Kentucky's reign in Alumni Gym came to an end following the completion of the new Memorial Coliseum.

Kentucky closed out its tenure at Alumni Gym with 84 consecutive victories.



Year-By-Year at Alumni Gym

YEAR	WON	LOST	PCT.
1924-25	8	2	80.0
1925-26	9	1	90.0
1926-27	2	8	25.0
1927-28	6	2	75.0
1928-29	7	2	77.8
1929-30	12	1	92.3
1930-31	9	0	100.0
1931-32	10	1	90.9
1932-33	10	1	90.9
1933-34	10	0	100.0
1934-35	13	0	100.0
1935-36	11	1	91.7
1936-37	9	1	90.0
1937-38	9	0	100.0
1938-39	9	1	90.0
1939-40	8	1	88.9
1940-41	9	1	90.0
1941-42	10	0	100.0
1942-43	8	1	88.9
1943-44	8	0	100.0
1944-45	10	0	100.0
1945-46	12	0	100.0
1946-47	17	0	100.0
1947-48	11	0	100.0
1948-49	10	0	100.0
1949-50	10	0	100.0
TOTALS	247	24	91.1

Memorial Coliseum



Even today, the character of great tradition permeates the Memorial Coliseum air with near spiritual force.

Memorial Coliseum

(1950-76; Won 306, Lost 38)

For 26 years, the pulsating cries of "Rip 'em Up, Tear 'em Up, Give 'em Hell Wildcats" rang through one of the grandest and most historic of all basketball palaces — Kentucky's Memorial Coliseum.

In 1941, when Dr. H.L. Donovan became president of the University, one of his first recommendations was for a building "that will properly take care of our athletics, our health service, physical education and recreation." From this beginning came the plan that culminated in the construction of 11,500-seat Memorial Coliseum, an unparalleled edifice costing $3,925,000 by the time it was completed in 1950.

Year-By-Year at Memorial Coliseum

YEAR	WON	LOST	PCT.
1950-51	14	0	100.0
1951-52	12	0	100.0
1952-53#	-	-	-
1953-54	14	0	100.0
1954-55	13	1	92.9
1955-56	11	2	90.9
1956-57*	14	2	87.5
1957-58*	14	1	93.3
1958-59	14	0	100.0
1959-60	10	3	76.9
1960-61	12	2	85.7
1961-62	14	2	87.5
1962-63	10	5	66.7
1963-64	13	1	92.9
1064-65	12	2	85.7
1965-66	13	0	100.0
1966-67	8	7	53.3
1967-68*	14	1	93.3
1968-69	12	1	92.3
1969-70	15	0	100.0
1970-71	12	1	92.3
1971-72	12	1	92.3
1972-73	11	2	84.6
1973-74	9	3	75.0
1974-75	12	0	100.0
1975-76	11	1	91.7
TOTALS	**306**	**38**	**89.0**

#UK was suspended from play by the NCAA
**Record includes two NCAA Tournament games*

A great many people suggested that the gymnasium would be a "white elephant" that would never be filled by spectators of a sport considered by many as little more than a winter pastime.

But the hardwood game blitzed the nation and Kentucky's teams forged to the national forefront in such a crowd- pleasing manner that the "huge" hall was the site of a sellout each time Rupp's teams took to the floor.

The Wildcats got off to a fine start in the Coliseum, winning every game played in the building for the first three seasons. When Georgia Tech upset Kentucky 59-58 on Jan. 8, 1955, it marked the first time the Wildcats had lost on their home court since the days of Alumni Gym, dating back more than 12 years to Jan. 4, 1943.

The loss ended a streak of 129 consecutive wins at home for Kentucky, an NCAA record that still stands today. Veteran UK announcer Cawood Ledford remembers the Yellowjackets' win at the Coliseum, the first time many Wildcat fans had ever witnessed a UK loss.

"When the game was over, nobody moved," Ledford said. "Everyone sat in absolute stunned silence. I would say it was a good five minutes before anyone made a move to get up. But Kentucky sure didn't lose very many times there."

Indeed the Cats did not. In 26 years, Kentucky came away a loser only 38 times in 344 games.

From the early 1960s on, the sale of UK basketball season tickets has been closed to the public with season ticket holders taking all the allotment other than student seating. The only seats available are ones students don't use.

While Rupp Arena affords UK one of the largest, built-for-basketball facility in the country with 23,000 seats, old- timers will tell you that the new building doesn't match the atmosphere of Memorial Coliseum. The character of great tradition permeates the air with near spiritual force, even today, when the building serves as the Wildcats' primary practice facility.



Tubby Smith made his UK debut at Midnight Madness in Memorial Coliseum. The Coliseum still serves as the practice facility for the Wildcats.

The huge building, which serves as a memorial to the nearly 10,000 Kentuckians who lost their lives in World War II and the Korean conflict, covers an entire city block and contains as much space as a seven-story office building. Situated along the Avenue of Champions, the Coliseum still houses the UK Athletics Association offices and is the home to many Wildcat athletics teams.

During the 1989-90 school year, the Athletics Association completed a $1 million renovation of Memorial Coliseum that included a spacious new weight room, locker-room and offices for the UK basketball coaches, as well as administrative office space. The Coliseum currently seats 8,700 spectators.

Rupp Arena

Capacity: 23,000
1976-Present: Won 291, Lost 34

A showcase in the basketball capital of the world, Rupp Arena is the third home for the Kentucky Wildcats.

Situated in the heart of downtown Lexington, the facility is named after Kentucky's legendary former coach and has played host to several premier basketball events. In March of 1985, all roads led to Lexington for the NCAA Final Four. In 1986, Rupp played host to both the Southeastern Conference Tournament and the NCAA Women's Final Four. The arena has been the site of numerous NCAA regional tournaments, including the 1989 NCAA Southeast Regional that included eventual national champion Michigan, and the 1992 Southeast Regional, which Michigan also won en route to a national runner-up finish. In 1994 and 1998, Rupp played host to the NCAA First and Second rounds, and in 1996, the NCAA Southeast Regional was held there.

An awesome structure in sight and scope, the arena is divided into two seating areas. The lower level features 10,000 new, fully cushioned, theater seats in block coloring of blue, red, orange and purple, offering a spectacular splash of color. The upper level has 13,000 seats on epoxy-coated metal bleachers. The latter can be visually isolated to provide a more natural setting for small shows.

Built by the city of Lexington, the arena is the major portion of the $53 million Lexington Center complex, which includes an expanded convention-exhibition hall, a 50-store tri-level enclosed shopping mall, and a Hyatt Regency Hotel.



Kentucky has led the nation in home attendance the last three years.

The arena is equipped with a specially designed sound system nicknamed "Big Bertha," and features lighting for events and television coverage. Special attention has been paid to such facilities as dressing rooms, service entrances and storage areas.

The Wildcats command an exclusive dressing room 365 days a year, while other facilities include six team-size lockerrooms and eight smaller units.

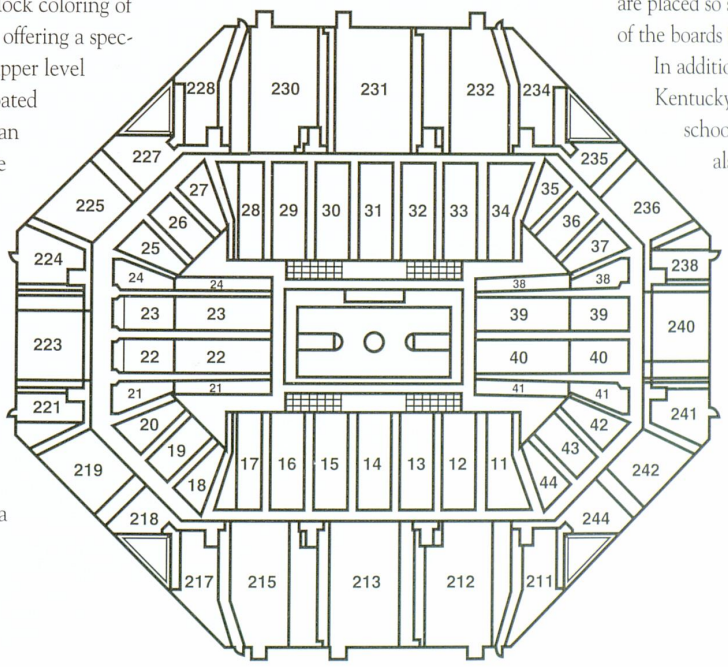

The portable basketball court, which lies on an ice rink 118 feet below the ceiling, is 60' x 120' and is made of a light shade of northern maple trimmed in Kentucky blue. The floor was specially designed to convert from the 94' length required for college and professional basketball to the 84' length for high school games by simply removing two panels.

Four 35' x 4' custom-made scoreboards are placed so spectators can see at least three of the boards from any seat in the arena.

In addition to serving as home to Kentucky's Sweet 16, the popular high school state tournament, the arena is also home to hockey's Kentucky Thoroughblades.

To accommodate the professional hockey team, the facility underwent a $2.5 million renovation during the summer of 1996.

Rupp Arena

YEAR-BY-YEAR AT RUPP ARENA

Year	Won	Lost	Pct.
1976-77	12	2	85.7
1977-78	16	0	100.0
1978-79	11	4	73.3
1979-80	12	3	80.0
1980-81	15	0	100.0
1981-82	15	1	93.8
1982-83	14	1	93.3
1983-84	16	0	100.0
1984-85	11	3	78.6
1985-86	18	0	100.0
1986-87	13	2	86.7
1987-88	14	2	87.5
1988-89	8	6	57.1
1989-90	13	2	86.7
1990-91	13	0	100.0
1991-92	15	2	88.2
1992-93	16	0	100.0
1993-94	13	1	92.9
1994-95	12	1	92.3
1995-96	13	0	100.0
1996-97	12	1	92.3
1997-98	9	3	75.0
TOTALS	291	34	89.5

TOP TEN RUPP ARENA CROWDS

No.	Att.	Date	Opponent	W/L
1.	24,340	Dec. 23, 1995	Louisville, 89-66	W
2.	24,336	Feb. 11, 1996	Arkansas, 88-73	W
3.	24,332	March 7, 1992	Tennessee, 99-88	W
4.	24,327	Nov. 27, 1993	Louisville, 78-70	W
t 5.	24,326	Feb. 9, 1994	Arkansas, 82-90	L
t 5.	24,326	Mar. 2, 1997	South Carolina, 66-72	L
7.	24,325	March 4, 1995	LSU, 127-80	W
8.	24,324	Jan. 25, 1992	Arkansas, 88-105	L
9.	24,320	Feb. 18, 1995	Florida, 87-77	W
10.	24,310	March 2, 1991	Auburn, 114-93	W

KENTUCKY'S YEAR-BY-YEAR ATTENDANCE

Year	No. Games	Attendance	Average
1997-98	12	287,354	•23,946
1996-97	13	309,457	•23,804
1995-96	13	310,633	•23,895
1994-95	13	309,477	23,806
1993-94	14	326,474	23,320
1992-93	16	382,869	23,929
1991-92	17	403,847	23,755
1990-91	13	312,329	•••24,025
1989-90	15	346,869	23,125
1988-89	14	306,524	21,895
1987-88	17	393,725	23,160
1986-87	15	345,718	23,048
1985-86	18••	•••407,290	22,627
1984-85	14	320,926	22,923
1983-84	16	•380,453	•23,778
1982-83	15••	356,766	•23,785
1981-82	16	•371,093	•23,193
1980-81	15	•354,996	•23,666
1979-80	15	•352,511	•23,501
1978-79	15	•351,042	•23,338
1977-78	16	373,403	•23,338
1976-77	14	•312,527	•22,323
1975-76	12	138,135	11,511
1974-75	12	138,098	11,539
1973-74	12	130,755	10,896
1972-73	12	150,856	11,604
1971-72	13	150,297	11,561
1970-71	13	152,471	11,728
1969-70	15	181,295	12,086
1968-69	13	165,600	11,821
1967-68	16	178,000	11,333
1966-67	13	136,588	10,502
1965-66	13	149,571	11,505
1964-65	14	151,000	10,786
1963-64	14	165,650	11,117
1962-63	15	153,132	10,208
1961-62	16	165,495	10,343
1960-61	14	129,978	9,284
1959-60	13	138,995	10,692
1958-59	15	177,824	11,855
1957-58	13	124,461	9,574
1956-57	14	129,733	9,266
1955-56	13	126,104	9,700

•Season high in the nation.
••Includes 3 SEC Tournament games.
••• Rupp Arena Record

Kentucky at Home through the Years

	Seasons	Won	Lost	Pct.
Pre-Alumni Gym (1903 through 1924)	22	91	46	66.4
Alumni Gym (1924-25 through 1949-50)	26	247	24	91.1
Memorial Coliseum (1950-51 through 1975-76)	25	306	38	89.0
Rupp Arena (1976-77 through Present)	22	291	34	89.5
TOTALS	95	935	142	86.8

Freedom Hall – Louisville

A Home Away From Home (Won 107, Lost 28, 79.3%)

The University of Kentucky has built an impressive record playing in Louisville. The Wildcats have won an NCAA championship (1958), nine Southeastern Conference Tournament titles, and have defeated some of the best teams from around the country before Wildcats fans in Louisville.

Kentucky began playing in Louisville in 1908, when the Cats lost to Louisville Coliseum, 30-18. UK defeated the University of Louisville, 26-13 in 1914, lost to the Cards 26-15 the following year, and then defeated them 32-24 in 1916. Two years later, UK lost to Centre, 22-12, in the state championship game played in Louisville. The Cats defeated the Cards there in 1922 and then did not play again in the Derby City until the 1936-37 season, when they dropped a 41-28 decision to Notre Dame.

Most of those early games were played in the Armory downtown before Freedom Hall was opened (1957). The Cats christened the new facility by capturing the 1958 NCAA title with victories over Temple and Seattle. The spacious arena has played host to Kentucky teams every year since. Kentucky's record at Freedom Hall now stands at 44-14.

The Wildcats' overall record in Louisville is now 107-28: 59-22 in regular-season play, 43-3 in SEC tournament play and 5-3 in postseason competition.

Kentucky's most impressive string of victories in Louisville came when the Cats won 32 straight games between 1946 and 1951. Only 11 of the 31 teams Kentucky has faced in Louisville have been able to knock off the Cats. The longest running series has been with Notre Dame, with the Wildcats holding a 23-9 advantage over the Fighting Irish.

Kentucky established a Freedom Hall attendance record in 1993 as 20,060 fans jammed the arena to watch the Cats down the Indiana Hoosiers, 81-78. Seven years earlier, 20,053 fans looked on as the Cats faced SEC rival Georgia, Dec. 30, 1986. UK fans continued a Wildcat tradition as more than 19,000 arrived the night before for a brief Kentucky shooting practice and to catch a glimpse of super-frosh Rex Chapman in December, 1986. Three days earlier, the Wildcats had handed Louisville its worst defeat ever at Freedom Hall, 85-51.

Most recently UK has won 11 of its last 12 games played there, including a 70-67 win over Alabama last season.



Louisville native Scott Padgett carried the Wildcats to a win over Alabama in Freedom Hall last season by tallying 24 points and eight rebounds.

UK vs. OPPONENTS IN LOUISVILLE

School	UK-Won	UK-Lost
Alabama	5	0
Auburn	5	0
Austin Peay	1	0
Centre	0	1
DePaul	4	0
Florida	5	0
Florida St.	1	0
Georgia	5	1
Georgia Tech	5	0
Great Lakes	0	2
Illinois	1	0
Indiana	5	4
Kansas	3	0
LSU	5	0
Louisville	7	4
Louisville Coliseum	0	1
Marshall	1	0
Mississippi	3	0
Mississippi St.	3	0
Morehead	2	0
North Carolina	1	2
Notre Dame	23	9
Ohio State	0	1
Purdue	1	0
Seattle	1	0
Temple	5	0
Tennessee	5	2
Tulane	7	0
Vanderbilt	1	1
VMI	1	0
Western Kentucky	1	0
Total	107	28

Kentucky and Louisville cheerleaders join together to sing "My Old Kentucky Home."



Freedom Hall – Louisville

KENTUCKY RESULTS IN LOUISVILLE

Year	W-L	Opponent	Score
1908	L	Louisville Coliseum	18-30
1913-14	W	Louisville	26-13
1914-15	L	Louisville	15-26
1915-16	W	Louisville	32-24
1917-18	L	Centre	12-22
1921-22	W	Louisville	38-14
1936-37	L	Notre Dame	28-41
1938-39	L	Notre Dame	37-42
1940-41	L	Notre Dame	47-48
•1940-41	W	Ole Miss	62-52
	W	Tulane	53-30
	W	Alabama	39-37
	L	Tennessee	33-36
•1941-42	W	Florida	42-36
	W	Ole Miss	59-32
	W	Auburn	40-31
	W	Alabama	36-34
••1941-42	L	Great Lakes	47-58
1942-43	L	Indiana	52-58
	W	Notre Dame	60-55
•1942-43	W	Tulane	48-31
	W	Georgia	59-30
	W	Miss State	52-43
	L	Tennessee	30-33
••1942-43	L	Great Lakes	39-53
1943-44	W	Indiana	61-41
	W	Notre Dame	55-54
•1943-44	W	Georgia	57-29
	W	LSU	55-28
	W	Tulane	62-46
1944-45	W	Indiana	61-43
	L	Notre Dame (OT)	58-59
•1944-45	W	Florida	57-35
	W	LSU	68-37
	W	Alabama	52-41
	W	Tennessee	39-35
1945-46	L	Notre Dame	47-56
•1945-46	W	Auburn	69-24
	W	Florida	69-32
	W	Alabama	59-30
	W	LSU	59-36
••1945-46	W	Temple	54-43
1946-47	W	DePaul	65-45
	W	Notre Dame	60-30
•1946-47	W	Vanderbilt	98-29
	W	Auburn	84-18
	W	Georgia Tech	75-53
	W	Tulane	55-38
••1946-47	W	Temple	68-29
1947-48	W	DePaul	74-50
	W	Temple	58-38
•1947-48	W	Florida	87-31
	W	LSU	63-47
	W	Tennessee	70-47
	W	Georgia Tech	54-43
1948-49	W	DePaul	67-36
	W	Tulane	51-47
	W	Notre Dame	62-38
•1948-49	W	Florida	73-36
	W	Auburn	70-39
	W	Tennessee	83-44
	W	Tulane	68-52
1949-50	W	DePaul	49-47
•1949-50	W	Miss State	56-46
	W	Georgia	79-63
	W	Tennessee	95-58
•1950-51	W	Miss State	92-70
	W	Auburn	84-54
	W	Georgia Tech	82-56
	L	Vanderbilt	57-61
1951-52	W	Georgia	95-55
•1951-52	W	Georgia Tech	80-59
	W	Tulane	85-61
	W	Tennessee	81-66
	W	LSU	44-43
1953-54	W	Georgia Tech	99-48
1955-56	W	Georgia	143-66

FREEDOM HALL ERA

••1957-58	W	Temple	61-60
	W	Seattle	84-72
1958-59	W	Illinois	76-75
1959-60	W	Temple	97-92
1960-61	W	Notre Dame	68-62
••1960-61	W	Morehead	71-64
	L	Ohio State	74-87
1961-62	W	Notre Dame	100-53
1962-63	W	Notre Dame	78-70
1963-64	W	Notre Dame	101-81
1964-65	L	Notre Dame	97-111
1965-66	W	Notre Dame	103-69
1966-67	W	Notre Dame	96-85
1967-68	W	Notre Dame	81-7
1968-69	W	Notre Dame	110-90
1969-70	W	Notre Dame	102-100
1970-71	L	Notre Dame	92-99
1971-72	L	Indiana	89-90 (2OT)
	W	Notre Dame	83-67
1972-73	L	N. Carolina	70-78
	W	Notre Dame	65-63
1973-74	L	Indiana	68-77
	L	Notre Dame	79-94
1974-75	W	N. Carolina	90-78
	W	Kansas	100-63
	W	Notre Dame	113-96
1975-76	L	Indiana	68-77 (OT)
	W	Notre Dame	79-77
1976-77	W	Notre Dame	102-78
	W	Florida St.	97-57
1977-78	W	Notre Dame	73-68
1978-79	W	Notre Dame	81-76
1979-80	W	Notre Dame	86-80
1980-81	L	Notre Dame	61-67
1981-82	W	Notre Dame	34-28 (OT)
1982-83	W	Kansas	82-62
1983-84	W	Purdue	88-67
1984-85	L	Louisville	64-71
	W	Kansas	92-89
1985-86	W	VMI	93-55
1986-87	W	Louisville	85-51
	L	Georgia	65-69
1987-88	W	Notre Dame	78-69
1988-89	W	Austin Peay	85-77
	L	Louisville	75-97
1989-90	L	North Carolina	110-121
1990-91	W	W. Kentucky	84-70
	W	Louisville	93-85
1991-92	W	Morehead St.	101-84
1992-93	W	Louisville	88-68
	W	Indiana	81-78
1993-94	W	Mississippi	98-64
1994-95	W	Indiana	73-70
	L	Louisville	86-88
1995-96	W	Marshall	118-99
1996-97	W	Indiana	99-65
	W	Louisville	74-54
1997-98	W	Alabama	70-67

Freedom Hall record: 44-14
UK's record in Louisville: 107-28
• SEC Tournament •• Postseason Games

Louisville's Freedom Hall




Dan Issel still holds numerous records in scoring and rebounding at UK. In his three-year career, he totaled 2,138 points, the most by a Wildcat.
44
50
15

Records

General Records

INDIVIDUAL RECORDS

Season

Most Games Played —
1. 40 — Anthony Epps, Jamaal Magloire, Ron Mercer and Wayne Turner, 1996-97

Most Points — 948 by Dan Issel in 28 games, 1969-70 (Regular Season only — 876 by Dan Issel in 26 games, 1969-70)
(Conference Play Only — 612 by Dan Issel in 18 games, 1969-70)

Highest Scoring Average — 33.9 by Dan Issel in 28 games, 1969-70
(Regular Season Only — 33.7 by Dan Issel in 26 games, 1969-70)
(Conference Play Only — 34.0 by Dan Issel in 18 games, 1969-70)

Most Field Goals Made — 369 by Dan Issel in 28 games, 1969-70
(Regular Season Only — 339 by Dan Issel in 26 games, 1969-70)
(Conference Play Only — 239 by Dan Issel in 18 games, 1969-70)

Most FG Attempts — 667 by Dan Issel in 28 games, 1969-70
(Regular Season Only — 614 by Dan Issel in 28 games, 1969-70)
(Conference Play Only — 433 by Dan Issel in 18 games, 1969-70)

Highest Field Goal Percentage — 63.5 by Rick Robey in 32 games, 1977-78
(Regular Season Only — 63.8 by Charles Hurt in 27 games, 1982-83)
(Conference Play Only — 64.7 by Rick Robey in 18 games, 1977-78)

Most 3-Point Field Goals Made — 101 by Travis Ford in 34 games, 1992-93
(Regular Season Only — 99* by Derrick Miller in 28 games, 1989-90)
(Conference Play Only — 57 by Derrick Miller in 18 games, 1989-90)
Consecutive —
1. 32 — Tony Delk, 1993-94
2. 27 — Travis Ford, 1992-93
3. 14 — Tony Delk, 1994-95

Most 3-Point Field Goals Attempted — 289* by Derrick Miller in 28 games, 1989-90
(Regular Season Only — 289* by Derrick Miller in 28 games, 1989-90
(Conference Play Only— 168 by Derrick Miller in 18 games, 1989-90)

Highest 3-Point Percentage — 53.2 by Cameron Mills in 31 games (42-79), 1996-97 — 52.9* by Travis Ford in 34 games (101-191), 1992-93

Most Free Throws Made — 218 by Kenny Walker in 31 games, 1984-85
(Regular Season Only — 198 by Dan Issel in 26 games, 1969-70)
(Conference Play Only — 134 by Dan Issel in 18 games, 1969-70)
Consecutive —
1. 50 — Travis Ford in 14 games over two seasons, 1992-93 and 1993-94;
2. 40 — Jim Master in 10 games, 1981-82;
3. 32 — Kyle Macy in 12 games over two seasons, 1978-79 and 1979-80

Most Free Throws Attempted— 284 by Kenny Walker in 31 games, 1984-85
(Regular Season Only — 259 by Dan Issel in 26 games, 1969-70)
(Conference Play Only — 182 by Kenny Walker in 18 games, 1984-85)

Highest Free Throw Pct. — 91.8 by Larry Steele in 23 games (45-49), 1969-70
(Regular Season Only — 92.2 by Kyle Macy in 30 games, (94-101), 1979-80)
(Conference Play Only — 92.0 by Jim Master in 18 games (69-75), 1981-82)

Most Rebounds — 567* by Bill Spivey in 34 games, 1950-51
(Regular Season Only — 447 by Bill Spivey in 25 games, 1950-51)
(Conference Play Only — 250 by Cliff Hagan in 14 games, 1951-52)

Most Assists — 232 by Roger Harden in 36 games, 1985-86

Steals — 79 by Wayne Turner in 40 games, 1996-97

Blocks — 83 by Melvin Turpin in 31 games in 1982-83 and by Andre Riddick in 34 games, 1993-94

Single Game

Most Points — 53 by Dan Issel (Against Mississippi at Oxford, Feb. 7, 1970)

Most Field Goals Made — 23 by Dan Issel (Against Mississippi at Oxford, Feb. 7, 1970)

Most Field Goals Attempted — 42 by Bill Spivey (Against Ga. Tech., Feb. 18, 1950. Made 16)

Highest Field Goal Percentage (Min. 10 Made) — 1.000 by Rodney Dent (12 of 12) against Morehead State, Dec. 17, 1993; 1.000 by Kenny Walker (11 of 11) against Western Kentucky, Mar. 16, 1986

Most 3-Point Field Goals Made — 9 by Tony Delk (Against TCU, Jan. 20, 1996. Attempted 12.)

Most 3-Point Field Goals Attempted — 19 by Derrick Miller (Against Kansas, Dec. 8, 1990. Made 8)

Highest 3-Point Percentage — 87.5 by Derrick Miller
(7 of 8) (Against California, Nov. 28, 1988)

Most Free Throws Made — 18 by Dwight Anderson (Against Mississippi State, Jan. 15, 1979)

Most Free Throws Attempted — 24 by Cliff Hagan (Against Temple, Dec. 18, 1954. Made 17)

Highest Free Throw Percentage (Min. 10 Made) 1.000 by Louie Dampier (13 of 13 against Florida, Jan. 30, 1965, and 14 of 14 against Oregon State, Dec. 22, 1966) 1.000 by Travis Ford (13 of 13 against Ohio State, Dec. 22, 1993) 12 other players have 16 — 1.000 performances. (Min. 15 made) .944 (17 of 18) by Cliff Hagan against Mississippi, Jan. 2, 1952)

Consecutive Free Throws Made — 16 by Cliff Hagan (Against Mississippi, Jan. 2, 1952)

Most Rebounds — 34 by Bob Burrow (Against Temple, Dec. 10, 1955); 34 by Bill Spivey (Against Xavier, Feb. 13, 1951)
(Conference Play Only — 30 by Cotton Nash; Against Mississippi (H) Feb. 8, 1964)

Most Assists — 15 by Travis Ford against Eastern Kentucky, Dec. 8, 1993

Most Blocks — 9 by Sam Bowie (Against Vandy, Feb. 21, 1981) and Andre Riddick (Against LSU, Mar. 14, 1993)

Most Steals — 8 by Wayne Turner (against G. Washington, Nov. 24, 1997)



Rick Robey still holds the school record for highest field goal percentage, shooting 63.5 percent during his senior season in 1978.

*Also Southeastern Conference Record ** Includes 3 SEC Tournament Games ***Also Recognized as National Record

General Records

Longest Field Goal Made — 63 feet, 7 inches by Cliff Barker (Against Vanderbilt, Feb. 26, 1949 in Alumni Gym). (Other long shots on record include 53 ft. 9 in. by Ralph Beard against Tennessee in 1947-48; 53 ft. 6 in. by Linville Puckett against Miss. State in 1953-54; 48 ft. 2 in. by Red Hagan against Marquette in 1937-38; and 47-footer by Vernon Hatton against Temple on Dec. 7, 1957 that tied the score at the end of the first overtime. UK later won the game in 3 overtimes, 85-83).

Individual Career Records

Most Games Played —
1. 143 — Jared Prickett (1993-97)
2. 141 — Anthony Epps (1994-97)
3. 139 — Ralph Beard (1946-49)
(Conference Play Only — 72 by Kenny Walker, 1982-86)

Most Games Started — 136 by Ralph Beard, 1945-49

Most Consecutive Games Started — 110 by Alex Groza, Nov. 28, 1946 to March 26, 1949 (Conference Regular Season Only — 54 by Dan Issel and Mike Pratt, 1968-70; Jack Givens, 1975-78)

Most Points — 2138 by Dan Issel in 83 games, 1968-70
(Conference Play Only — 1399 by Dan Issel in 54 games, 1968-70)

Highest Scoring Average — 25.8 by Dan Issel, 1968-70 (Conference Play Only — 25.9 by Dan Issel in 54 games, 1969-70)

Most Field Goals Made — 843 by Jack Givens in 123 games, 1975-78
(Conference Play Only — 546 by Dan Issel in 54 games, 1968-70)

Most Field Goals Attempted — 1638 by Jack Givens, 1975-78
(Conference Play Only — 1059 by Dan Issel, 1968-70)

Highest FG Percentage — 60.8 by Rodney Dent in 45 games, 1992-94.—59.3 by Charles Hurt in 124 games, 1980-83, (minimum 100 made)
(Conference Play Only — 60.8 by Melvin Turpin in 72 games, 1980-84)

Most 3-Point Field Goals Made — 283 by Tony Delk in 133 games, 1993-96

Most 3-Point Field Goals Attempted — 712 by Tony Delk in 133 games, 1993-96

Highest 3-Point Percentage — 47.4 by Cameron Mills in 84 games (81-171)

Most Free Throws Made — 550 by Kenny Walker in 132 games, 1983-86
(Conference Play Only — 307 by Dan Issel in 54 games, 1968-70)

Most Free Throws Attempted — 733 by Kenny Walker in 132 games, 1983-84 (Conference Play Only — 405 by Dan Issel in 54 games, 1968-70)

Highest FT Percentage — *89.0 by Kyle Macy in 98 games (331-372), 1978-80
(Conference Play Only — 88.2 by Kyle Macy (224-254) in 61 games, 1978-80)

Most Rebounds — 1078 by Dan Issel in 83 games, 1968-70
(No Rebounds kept prior to 1950-51)
(Conference Play Only — 685 by Dan Issel in 54 games, 1968-70)

Highest Rebound Average — 16.1 by Bob Burrow in 51 games, 1955-56

Most Assists — 646 by Dirk Minniefield in 123 games, 1981-83

Most Personal Fouls — 344 by Mike Phillips, 1975-78 (Four seasons) (For 3 seasons — 294 by Pat Riley, 1965-67)

Most Blocks — 226 by Melvin Turpin in 123 games, 1981-84

Most Steals — 201 by Tony Delk in 133 games, 1993-96

NCAA TOURNAMENT RECORDS

Most Appearances — ***39 (1942, 1945, 1948, 1949, 1951, 1952, 1955, 1956, 1957, 1958, 1959, 1961, 1962, 1964, 1966, 1968, 1969, 1970, 1971, 1972, 1973, 1975, 1977, 1978, 1980, 1981, 1982, 1983, 1984, 1985, 1986, 1987, 1992, 1993, 1994, 1995, 1996, 1997, 1998)

Most Games — ***115

Record — ***81-34 (most wins in NCAA Tournament history)

See "UK in the NCAA" on page 197 for detailed tournament records

TEAM RECORDS

Season

Most Games Played — 40* in 1996-97
(Regular Season Only — 31* in 1996-97)

Most Wins — 36* in 1947-48 (Won 36, Lost 3)
[Regular Season Only — 27* in 1946-47, 1947-48 (Won 27, Lost 2) and 1996-97 (Won 27, Lost 4)]
(Conference Play Only — 17* in 1969-70)

Most Losses — 19 in 1988-89
[Conference Play Only — 10 in 1966-67 (8-10), 1988-89 (8-10)]

Fewest Wins — 1 in 1904-05 (Won 1, Lost 4) 1903 (Won 1, Lost 2) 1904 (Won 1, Lost 4)
(Full Season — 20 or more games — 13 in 1966-67, 1973-74 and 1988-89)

Fewest Losses — 0 in 1911-12 (9-0) and 1953-54 (25-0)

Longest Win Streak — 27 in 1995-96 (Won 34, Lost 2)
(Conference Play Only — 16 in 1995-96; including tournament games, Kentucky won 18 straight in 1953-54 and 1995-96)

Longest Losing Streak — 9 (Jan. 25 to Feb 23, 1923) (Conference Play Only — 6 in 1988-89)

Best Winning Percentage — 1.000 in 1911-12 (9-0) and 1953-54 (25-0)
(Conference Play Only — 1.000 in 1932-33 (8-0) and 10 other years. Last 14-0 in 1953-54)

Worst Season Percentage — .187 on record 3-13 in 1926-27
(Full Season — 20 or more games — .407 (13-19) in 1988-89)

Most Points — 3325 in 40 games, 1996-97.
(Regular Season Only — 2571 in 31 games, 1996-97)
(Conference Play Only — 1728* in 18 games, 1970-71)
(Most Times 100 or More Points — 15 in 1970-71)
(Two Consecutive Games — 253 vs. LSU and TCU, 1996)

Fewest Points — 19 in 3 games, 1903
(Full Season, 20 or more games — 538 in 22 games, 1924-25)

Greatest Average Scoring Margin — 27.2 in 25 games, 1953-54
(Including Tournament Play — 29.9 in 37 games, 1946-47)
(Conference Play Only — 35.9* in 14 games, 1946-47)

Highest Scoring Average — 96.8* in 28 games, 1969-70
(Regular Season Only — 96.7 in 26 games, 1970-71)
(Conference Play Only — 96.0 in 18 games, 1970-71)

Lowest Scoring Average — 6.3 in 3 games, 1903

Most Field Goals Made — *1238 in 40 games, 1996-97 (attempted 2631)
(Conference Play Only — 719* in 18 games, 1974-75)

Most Field Goal Attempts — 3465* in 39 games, 1947-48
(Regular Season Only — 2925*** in 33 games, 1947-48 (made 916))

Highest Field Goal Percentage — 55.6* in 31 games, 1982-83
(Regular Season Only — 55.5 in 28 games, 1982-83)
(Conference Play Only — 54.8 in 18 games, 1982-83)

Most 3-Point Field Goals Made — 340* in 34 games, 1992-93.

Most 3-Point Field Goal Attempts — 888 in 36 games, 1991-92.

Highest 3-Point Field Goal Percentage — 39.7 in 36 games, 1995-96.

Most Free Throws Made — 666 in 31 games, 1978-79
(Conference Play Only — 376* in 18 games, 1978-79)

Most FreeThrows Attempted — 892 in 36 games, 1991-92
(Conference Play Only — 485* in 18 games, 1978-79)

Highest Free Throw Percentage — 77.6 in 31 games, 1978-79
(Regular Season Only — 78.1 in 26 games, 1978-79)

Most Rebounds — 2109* in 34 games, 1950-51
(Regular Season Only — 1600 in 25 games, 1950-51)

*Also Southeastern Conference Record ** Includes 3 SEC Tournament Games ***Also Recognized as National Record

General Records

Best Rebound Average — 64.6* in 25 games, 1953-54 and in 26 games in 1954-55

Most Personal Fouls — 837 in 36 games, 1991-92

Fewest Personal Fouls — 307 in 26 games, 1944-45

Assists — 783 in 36 games, 1995-96

Blocked Shots — 240 in 39 games, 1997-98

Steals — 480 in 40 games, 1996-97

Most Points Allowed — 2680 in 36 games, 1991-92
(Regular Season Only — 2461 in 28 games, 1989-90)

Fewest Points Allowed — (9 game min.) 137 in 9 games, 1911-12
(Conference Play Only — 182* in 8 games, 1934-35)

Single game

Most Points — *143 (Kentucky 143, Georgia 66, Feb. 27, 1956)
(Conference Play Only — Same)
(Non-Conference — 126 (Kentucky 126 vs. South Carolina 81, Dec. 10, 1979)

Most Points, Both Teams — 245 (Kansas 150 vs. Kentucky 95 at Lawrence, Dec. 9, 1989)
(Conference Play Only — 226, Kentucky 121 vs. LSU 105, Feb. 21, 1970, Kentucky 129 vs. LSU 97, Jan. 16, 1996)

Most Points, Home Floor — 127 (Kentucky 127 vs. LSU 80, Mar. 4, 1995)

Most Points Opponent's Floor — 129 (Kentucky 129 vs. LSU 97, Jan. 16, 1996)

Most Points Neutral Court — 143 (Kentucky 143 vs. Georgia 66, Armory, Louisville, Feb. 27, 1956)

Most Points One Half — 86* (Kentucky 86, LSU 42, First half, Jan. 16, 1996)

Fewest Points — 1 (Kentucky 1 vs. Kentucky U. 22, 1905)

Fewest Points Allowed — 5 (Kentucky 20, Tennessee 5 in 1910; Kentucky 38, Centre 5 in 1916; Kentucky 46, Ky. Wesleyan 5 in 1919)
(Since 1935 — 6*** [Kentucky 75, Arkansas State 6 in 1945)

Fewest Points, One Half (Modern) — 5 (Notre Dame 11, Kentucky 5 in second half, Dec. 2, 1981, Louisville)

Fewest Points Both Teams — 17 (State College 5 vs. Kentucky U. 12 in 1904)

Biggest Victory Margin — 77* (Kentucky 143 vs. Georgia 66, Feb. 27, 1956)

Smallest Victory Margin — 55 One-Point Wins (Last 86-85 OT, Stanford, Mar. 28, 1998)

Worst Defeat — 70 (Kentucky 17 vs. Centre 87, (A) Jan. 28, 1910)
(Modern Record — 55 (Kansas 150, Kentucky 95, Dec. 9, 1989)

***Smallest Margin of Defeat** — 42 One-Point Losses (Most recent, 82-81 to UCLA, Dec. 3, 1994)

Most Points in Losing Game — 113 vs. S.W. Louisiana (116), Dec. 23, 1990 (UKIT)

Most FG Made — 60 against Georgia, Feb. 27, 1956 (Conference game record)

Fewest FG Made — 1 vs. Maryland, Jan. 19, 1928

Most FG Made, Both Teams — 96 (UK 50 vs. Northwestern 46, Dec. 10, 1966 and UK 50 vs. Austin Peay 46, Mar. 15, 1973)
(Conference Play Only — 90 (UK 52, vs. LSU 38, Jan. 27, 1968))

Best Field Goal Percentage — 76.5* vs. Notre Dame, Dec. 29, 1981 (Louisville)
(Conference Play Only 72.2 vs. Mississippi State (A), Feb. 15, 1986)
(First Half — 78.6 vs. Mississippi, Jan. 12, 1981)
(Second Half — 87.5 (14-16) vs. Alabama (A), Feb. 9, 1980)

Lowest Field Goal Percentage — 12.1 vs. Maryland (A), Jan. 19, 1928
(Modern Record — 16.3 vs. Ga. Tech (A), Jan. 26, 1960)

Most FG Attempted — 125* against Indiana Central, Nov. 29, 1947 (Non-Conference Record)
(Conference Only — 125* against Mississippi, Feb. 8, 1964)

Fewest FG Attempted — 17 vs. Notre Dame, Dec. 29, 1981

Fewest FGA, One Half — 5 (Second Half) vs. Notre Dame, Dec. 29, 1981

Most FG Attempted, Both Teams — 209 (Kentucky 125 vs. Mississippi 84, Feb. 8, 1964)

Most 3-Point FG Made — 21* vs. North Carolina, Dec. 27, 1989
(Conference play only 20* vs. LSU, Mar. 4, 1995)

Most 3-Point FG Made, Both Teams — 31 (Kentucky 21 vs. North Carolina 10, Dec. 27, 1989)

Most 3-Point FG Attempted — 53* vs. S.W. Louisiana, Dec. 23, 1989

Most 3-Point FG Attempted, Both Teams — 84 (Kentucky 53 vs. S.W. Louisiana 31, Dec. 23, 1989)

Best 3-Point FG Percentage (min. 20 made)— 57.1* vs. LSU, Mar. 4, 1995 (20-35)

Most Free Throws Made — 46 vs. Vanderbilt (A) Jan. 7, 1963 (53 attempts)

Most Free Throws Attempted — 56 vs. Mississippi State, Feb. 12, 1979 (Made 40)

Fewest Free Throws Attempted — 1 vs. Georgia (H) Feb. 8, 1975; Tennessee (A) Jan. 5, 1980 and Auburn (N) March 10, 1984

Best Free Throw Percentage — 1.000* (19 of 19 vs. Duke, March 3, 1930, 11 of 11 vs. Alabama, Feb. 1, 1934 and vs. Vanderbilt, March 2, 1974; 9 of 9 vs. Mississippi, Jan. 4, 1969; 6 of 6 vs. Alabama, Mar. 4, 1982; 2 of 2 vs. Middle Tennessee, Mar. 11, 1982; 12 of 12 vs. Georgia, Mar. 13, 1988; 10 of 10 vs. Alabama, Jan. 18, 1989; 13 of 13 vs. Mississippi, Jan. 28, 1989)

Most Rebounds — 108*** vs. Mississippi (H), Feb. 8, 1964

Most Personal Fouls — 41* vs. Ohio U., Jan. 12, 1948
(Conference Play Only — 41* vs. Tennessee, Jan. 21, 1992)

Most PF's Both Teams — 75 (Kentucky 32, LaSalle, 43, Dec. 3, 1979)
(Conference Play Only — 71* (Kentucky 37 vs. Auburn 34, Feb. 27, 1954)

Assists — 35 vs. San Jose State, 1996

Blocks — 17 vs. Morehead State, Nov. 20, 1997

Steals — 23 vs. Miss. State, Jan. 9, 1991; vs. Tenn.-Martin Nov. 26, 1994

Attendance Highs — One Game — 64,151 (UK vs. Michigan, Final Four, New Orleans Superdome, April 3, 1993)
Home Game — 24,340 (UK vs. Louisville, Dec. 23, 1995)

Two Consecutive Home Games — 48,542 (UK vs. Arkansas, Feb. 11 1996, and Georgia, Feb. 14, 1996)
Complete Season — 822,863 in 40 games, 1996-97
Home Season — 421,012 in 18 games, 1991-92
Home Average — **23,929 (382,869 in 16 games) 1992-93

Last Overtime Game — Mar. 28, 1998 (UK 86, Stanford 85) (N) (San Antonio)
(Last Double Overtime Game — Jan. 31, 1981 (UK 71, Georgia 68) (A)
(Last Triple Overtime Game — Dec. 7, 1957 (UK 85, Temple 83) (H)

Most Overtime Games (Season) — Five, 1979 (Won 2, Lost 3)

All-Time Overtime Record — Won 39, Lost 33

Most Players on All-Tournament Team — 5 (1947 All-SEC and 1965 UK Invitational)

HIGHS AND LOWS BY OPPONENTS

(MODERN SINCE 1930)

Individual – Single game

Most Points — 64 Pete Maravich (LSU) Feb. 21, 1970 at Baton Rouge

Most Rebounds — 30 Jerry Lucas (Ohio State) March 18, 1961 (NCAA)

Most Field Goals — 23 Pete Maravich (LSU) Feb. 21, 1970 at Baton Rouge

Most 3-Point FG Made — 7 Terry Brown (Kansas) Dec. 9, 1989 at Lawrenceville; 7 Chris Jackson (LSU) Feb. 15, 1990

Most 3-Point FG Attempted — 17 Greg Bell (Tennessee) Jan. 21, 1989 at Knoxville; 17 Chris Jackson (LSU) Feb. 15, 1990

Most Free Throws Made — 18 Pete Maravich (LSU) (22 FTA) Feb. 21, 1970 at Baton Rouge

Most Field Goals Attempted — 53 Pete Maravich (LSU) Feb. 22, 1969

Most Free Throws Attempted — 22 Pete Maravich (LSU) Feb. 21, 1970 at Baton Rouge

Team – Single Game

Most Points — 150 Kansas (UK 95) Dec. 9, 1989
Conference Only — 110 (by Vanderbilt, UK 94, March 4, 1967)

Most Points, One Half — 80 Kansas (Kentucky 61), Dec. 9, 1989

*Also Southeastern Conference Record ** Includes 3 SEC Tournament Games ***Also Recognized as National Record

General Records

Fewest Points — 6 Arkansas State (Kentucky 75) Jan. 8, 1945
(All-Time Record — 5 Tennessee 1910, Centre 1916, Ky. Wesleyan 1919)

Biggest Victory Margin — 55; Kansas 150, Kentucky 95, Dec. 9, 1989
(All-Time Record — 70; Central 87, Kentucky 17 in 1910)

Smallest Victory Margin — 42 One-point losses since 1930 (All-Time, 43 losses)

Most Rebounds — 81 by Notre Dame, Dec. 29, 1964 (Rebounds not recorded prior to 1951)

Most Field Goals — 52 by Kansas (85 attempts) Dec. 9, 1989
(All-Time Record — Same)

Fewest Field Goals — 2*** Arkansas State, Jan. 8, 1945

Most FG Attempted — 109 Notre Dame (made 51) Dec. 29, 1964
(Field Goal Attempts Not Recorded Prior to 1947)

Most FT Attempted — 59 Tennessee (Made 48), Jan. 21, 1992

Most 3-Point FG Made — 13 LSU (24 Attempts) Feb. 15, 1994 at Baton Rouge; 13 Arizona State (28 Attempts) March 23, 1995 at Birmingham (NCAA)

Most 3-Point FG Attempted — 31 Southwestern Louisiana (9 Made) Dec. 23, 1989; 31 Georgia Tech (8 Made) Dec. 13, 1997

Fewest Free Throws Missed — 0 LSU (Made 10), Mar. 7, 1986. Georgia Tech (Made 5) Jan. 21, 1946, Georgia (Made 6) Feb. 19, 1973, and East Tenn. St. (Made 2) Dec. 21, 1984

Best FT Shooting Percentage — (Minimum 15 FTA) 94.1 (16 of 17) by Tennessee (H) Jan. 25, 1995

Best FG Shooting Percentage — 69.2 by Miss. State, Feb. 12, 1962 at Lexington
(First Half — 75 by Georgia (H) Jan. 11, 1971 and Mississippi (H) Jan. 12, 1981)
(Second Half — 87.5*** by Miss State (H) Feb. 12, 1962)

Lowest FG Shooting Percentage — 13.8 Morehead State, Dec. 16, 1995
(Shooting Percentages Not Recorded Prior to 1947)

Most Personal Fouls — 43 LaSalle, Dec. 2, 1978



Wayne Turner set a school record last season with eight steals against George Washington.

MISCELLANEOUS RECORDS

Season Opener Consecutive Wins — 34
(Kentucky lost first opening game since 1926 in defeat to Va. Tech., Dec. 1, 1962)

Consecutive Home Floor Wins — 129*** (Jan. 4, 1943 to Jan. 8, 1955)
(First 84 wins in Alumni Gym, remainder in Memorial Coliseum. Ended by Georgia Tech, 59-58)
(Conference Play Only — 70 from Jan. 21, 1939 to Jan. 8, 1955)
(Overall since 1941-42, Kentucky has been defeated on its home floor only 73 times)
(Most losses at home, One Season — 7 in 1966-67)

Longest Winning Streak — 32 (Dec. 5, 1953 to Jan. 8, 1955)

Consecutive Conference Wins — 51* (Jan. 28, 1950 to Jan. 8, 1955)
(Excludes tournament and non-SEC games)

Consecutive SEC Losses — 6 in 1988-89

Most SEC Championships — 39***
(13 titles won in tournament play. Title determined by regular-season play since 1951. Tied LSU 1935 and 1954, Miss. State 1962, Tennessee 1972, Alabama 1975, Tennessee 1977, Tennessee 1982)

Consecutive SEC Championships — 9*
(Kentucky held SEC title continuously from 1944 to 1953 when Wildcats were out of competition. The 1952 title represented UK's 6th straight regular season title and 12th win of season race since SEC organized in 1933.)

Consecutive Winning Seasons — 38 — 1927-28 through 1965-66

Consecutive Non-Losing Seasons — 60 — 1927-28 to 1987-88

Most Consecutive Conference Wins, Conference Play — 51* (Jan. 28, 1950 - Jan. 8, 1955)

Most 30-Win Seasons –10***

1948	36	National Champs
1997	35	National Runners-Up
1998	35	National Champs
1947	34	
1996	34	National Champs
1949	32	National Champs
1951	32	National Champs
1986	32	
1978	30	National Champs
1993	30	Final Four

MOST WINS

– 2-Year Period (Min. 55)

Wins	Years	
***70	1947-48	(Lost 6)
***70	1997-98	(Lost 9)
69	1996-97	(Lost 7)
68	1948-49	(Lost 5)
62	1946-47	(Lost 5)
62	1995-96	(Lost 7)
61	1951-52	(Lost 5)
59	1992-93	(Lost 11)
57	1949-50	(Lost 7)
57	1950-51	(Lost 7)
57	1993-94	(Lost 11)

– 3-Year Period (Min. 75)

Wins	Years	
***104	1996-98	(Lost 11)
102	1947-49	(Lost 8)
97	1995-97	(Lost 12)
93	1948-50	(Lost 10)
89	1949-51	(Lost 9)
89	1994-96	(Lost 14)
86	1950-52	(Lost 10)
86	1992-94	(Lost 18)
85	1993-95	(Lost 16)
84	1945-47	(Lost 9)
81	1991-93	(Lost 17)

– 4-Year Period (Min. 100)

Wins	Years	
***132	1995-98	(Lost 16)
130	1946-49	(Lost 10)
127	1947-50	(Lost 13)
125	1948-51	(Lost 12)
124	1994-97	(Lost 19)
120	1945-48	(Lost 12)
119	1993-96	(Lost 18)
118	1949-52	(Lost 12)
114	1992-95	(Lost 23)
104	1977-80	(Lost 24)
103	1944-47	(Lost 11)
102	1975-78	(Lost 21)
102	1983-86	(Lost 30)
100	1978-81	(Lost 26)

BEST WINNING PERCENTAGE

– 2-Year Period (Min. .850)

Pct.	Record	Years
.932	68-5	1948-49
.925	62.5	1946-47
.924	61-5	1951-52
.908	69-7	1996-97
.903	56-6	1977-78
.899	62-7	1995-96
.890	57-7	1949-50
.890	57-7	1950-51

– 3-Year Period (Min. .850)

Pct.	Record	Years
.927	102-8	1947-49
.908	89-9	1949-51
.904	104-11	1996-98
.903	84-9	1945-47
.903	93-10	1948-50
.896	86-10	1950-52
.890	97-12	1995-97
.864	89-14	1994-96

– 4-Year Period (Min. .900)

Pct.	Record	Years
.929	130-10	1946-49
.912	125-12	1948-51
.909	120-12	1945-48
.907	127-13	1947-50
.907	118-12	1949-52
.904	103-11	1944-47
.902	124-19	1994-97

*Also Southeastern Conference Record ** Includes 3 SEC Tournament Games ***Also Recognized as National Record

Rupp Arena Records

TEAM

	Kentucky	Opponent
Points in a Game	127 vs. LSU — 3-4-95	116, SW Louisiana — 12-23-89
Points in a Half	68 (2nd) vs. Eastern Kentucky — 12-8-93	67, (2nd) SW Louisiana — 12-23-89
Margin of Victory	74 vs. Tenn.-Martin — 11-26-94	35, LSU — 12-18-87
Field Goals	47 vs. Tenn.-Martin — 11-26-94	41, SW Louisiana — 12-23-89
Field Goals Attempted	103 vs. SW Louisiana — 12-23-89	89, SW Louisiana — 12-23-89
Field Goal Percentage	72.2 vs. Mississippi State — 2-15-86	65.0, Northwestern State — 11-22-85
3-Point Goals	20 vs. LSU — 3-4-95	12, Louisville — 12-27-97 12, Florida — 2-1-98
3-Point Goals Attempted	53 vs. SW Louisiana — 12-23-89	31, SW Louisiana — 12-23-89 31, Georgia Tech — 12-13-97
3-Point Goal Percentage	66.7 vs. Mississippi State — 1-6-88	71.4, Austin Peay — 11-29-86
Free Throws	44 vs. Vandy — 1-19-80	41, Arkansas — 1-25-92
Free Throws Attempted	56 vs. Mississippi State — 2-28-77	49, Arkansas — 1-25-92
Free Throw Percentage	96.0 vs. Georgia — 1-7-92	100.0, E. Tennessee State — 12-21-84
Rebounds	62 vs. Bowling Green — 12-17-76 62 vs. Morehead State — 12-16-95	62, SW Louisiana — 12-23-89
Assists	32 vs. Mississippi State — 2-15-86 32 vs. Marshall — 12-27-94 32 vs. UNC Asheville — 12-23-96	25, Georgia — 2-24-85
Turnovers	25 vs. Austin Peay — 11-29-86 25 vs. West Virginia — 11-20-91	42, Tenn.-Martin — 11-26-94
Blocked Shots	17 vs. Morehead State — 11-20-97	19, Villanova — 12-4-82
Steals	23 vs. Mississippi State — 2-3-91 23 vs. Tenn.-Martin — 11-26-94	19, Villanova — 12-4-82
Personal Fouls	35 vs. Auburn — 2-4-81	36, Louisiana State — 1-25-82

INDIVIDUAL

	Kentucky	Opponent
Points	40, Derrick Miller vs. Vanderbilt — 2-7-90	45, David Robinson, Navy — 1-25-87
Field Goals	15, Derrick Miller vs. Vanderbilt — 2-7-90	17, Freeman Williams, Portland State — 1-16-77
Field Goals Attempted	28, Derrick Miller vs. Vanderbilt — 2-7-90	40, Freeman Williams, Portland State — 1-16-77
3-Point Goals	9, Tony Delk vs. Texas Christian — 1-20-96	7, Chris Jackson, LSU — 2-15-90
3-Point Goals Attempted	18, Derrick Miller vs. Tennessee Tech. — 12-6-89	17, Chris Jackson, LSU — 2-15-90
Free Throws	18, Dwight Anderson vs. Mississippi State — 2-12-79	16, Dan Cross, Florida — 2-18-95
Free Throws Attempted	23, Dwight Anderson vs. Mississippi State — 2-12-79	18, Ronnie Williams, Florida — 1-17-83 18, Corliss Williamson, Arkansas — 2-9-94
Rebounds	20, Chris Mills vs. Miami (Ohio) — 12-17-88 20, Jared Prickett vs. Arkansas — 2-9-94	19, Bernard King, Tennessee — 1-12-77
Assists	15, Travis Ford vs. EKU — 12-8-93	11, Spud Webb, N.C. State — 1-5-85
Blocked Shots	9, Sam Bowie vs. Vanderbilt — 2-21-81 9, Andre Riddick vs. LSU— 3-14-93	10, David Robinson, Navy — 1-25-87
Steals	7, Reggie Hanson vs. Ole Miss — 2-16-91	7, Michael Johnson, Alaska — 12-28-87

MISCELLANEOUS

Win-Loss	291-34 (89.5 %)
Most Combined Points	229 vs. SW Louisiana 12-23-89
Most Wins in a Season	18, 1985-86
Most Losses in a Season	6, 1988-89
Longest Winning Streak (Jan. 29, 1992 to Feb. 9, 1994)	33
Longest Losing Streak	2 (Feb. 11, 1989 to Feb. 22, 1989) & (Dec. 23, 1989 to Jan. 10, 1990)
Number of 100-Point Games by Kentucky	39
Largest Attendance	24,340 vs. Louisville, 12-23-95

Scoring–Total Points

POINTS SCORED

Game:

53 Dan Issel, UK vs. Ole Miss 1970
51 Cliff Hagan, UK vs. Temple 1954
51 Dan Issel, UK vs. LSU 1970
50 Bob Burrow, UK vs. LSU 1956
47 Dan Issel, UK vs. Alabama 1970
44 Dan Issel, UK vs. Notre Dame 1970
42 Cliff Hagan, UK vs. Tennessee 1952
42 Louie Dampier, UK vs. Vanderbilt 1966
42 Mike Pratt, UK vs. Notre Dame 1969
42 Dan Issel, UK vs. Auburn 1970
42 Melvin Turpin, UK vs. Tennessee 1983
42 Melvin Turpin, UK vs. Georgia (SEC) 1984
41 Dan Issel, UK vs. Vanderbilt 1969
41 Dan Issel, UK vs. North Carolina 1970
41 Jack Givens, UK vs. Duke 1978
40 Louie Dampier, UK vs. Illinois 1967
40 Dan Issel, UK vs. Georgia 1970
40 Dan Issel, UK vs. Navy 1970
40 Kevin Grevey, UK vs. Georgia 1973
40 Bill Spivey, UK vs. Georgia Tech 1950
40 Bill Spivey, UK vs. Xavier 1951
40 Bob Burrow, UK vs. St. Louis 1956
40 Derrick Miller, UK vs. Vanderbilt 1990

By a Freshman —
31 Jamal Mashburn, Georgia at UK....Feb. 3, 1991

By a Sophomore —
40 Bill Spivey, UK vs. Ga. Tech.....Feb. 18, 1950
40 Kevin Grevey, UK at Georgia.....Feb. 19, 1973

By a Junior —
42 Cliff Hagan, UK vs. Tennessee.....Jan. 31, 1952
42 Louie Dampier, UK at Vanderbilt..Feb. 2, 1966
42 Melvin Turpin, UK at Tennessee..Jan. 31, 1983

By a Senior —
53 Dan Issel, UK at Ole Miss .....Feb. 7, 1970

Season:

948 Dan Issel 1970
767 Jamal Mashburn 1992
746 Dan Issel 1969
730 Kevin Grevey 1975
725 Ron Mercer 1997
721 Kenny Walker 1986
714 Jamal Mashburn 1993
710 Kenny Walker 1985
698 Alex Groza 1949
692 Cliff Hagan 1952
648 Cotton Nash 1964
635 Bill Spivey 1951
609 Rex Chapman 1988

By a Freshman —
464 Rex Chapman 1987

By a Sophomore —
767 Jamal Mashburn 1992

By a Junior —
746 Dan Issel 1969

By a Senior —
948 Dan Issel 1970

POINTS PER GAME

Season:

33.9 Dan Issel (948 in 28 games) 1970
26.6 Dan Issel (746 in 28 games) 1969
24.0 Cliff Hagan (600 in 25 games) 1954
24.0 Cotton Nash (648 in 27 games) 1964
23.6 Kevin Grevey (730 in 31 games) 1975
23.4 Cotton Nash (608 in 26 games) 1962
22.9 Kenny Walker (710 in 31 games) 1985
22.0 Pat Riley (637 in 29 games) 1966
21.9 Kevin Grevey (547 in 25 games) 1974
21.6 Cliff Hagan (692 in 32 games) 1952

Career:

25.8 Dan Issel (2,138 in 83 games) 1968-70
22.7 Cotton Nash (1,770 in 78 games) 1962-64
21.4 Kevin Grevey (1,801 in 84 games) 1973-75
20.1 Bob Burrow (1,023 in 51 games) 1955-56
19.7 Louie Dampier (1,575 in 80 games) 1965-67
19.3 Bill Spivey (1,213 in 63 games) 1950-51
19.2 Cliff Hagan (1,475 in 77 games) 1951-52, 54
18.8 Jamal Mashburn (1,843 in 98 games) 1990-93
18.7 Mike Casey (1,535 in 82 games) 1968-70
18.3 Pat Riley (1,464 in 80 games) 1965-67
17.6 Rex Chapman (1,073 in 61 games) 1986-88
17.3 Johnny Cox (1,461 in 84 games) 1957-59

Rex Chapman still holds the record for the most points scored by a freshman with 464 in one season.



All-Time Leading Scorers – Varsity Career (The 1,000-Point Club)

	Player (Position)	Years	Points	Games	Average
1.	Dan Issel (C) 3	1968-70	2,138	83	25.8
2.	Kenny Walker (F) 4	1983-86	2,080	132	15.8
3.	Jack Givens (F) 4	1975-78	2,038	123	16.6
4.	Tony Delk (G) 4	1993-96	1,890	133	14.2
5.	Jamal Mashburn (F) 3	1991-93	1,843	98	18.8
6.	Kevin Grevey (F) 3	1973-75	1,801	84	21.4
7.	Cotton Nash (C-F) 3	1962-64	1,770	•78	22.6
8.	Alex Groza (C) 4	1945-47, 49	1,744	120	14.4
9.	Ed Davender (G) 4	1985-88	1,637	129	12.7
10.	Louie Dampier (G) 3	1965-67	1,575	80	19.7
11.	Mike Casey (G) 3	1968-69, 71	1,535	82	18.7
12.	Ralph Beard (G) 4	1946-49	1,517	139	10.8
13.	Melvin Turpin (C) 4	1981-84	1,509	123	12.3
14.	Cliff Hagan (C) 3	1951-52, 54	1,475	77	19.2
15.	Pat Riley (F) 3	1965-67	1,464	80	18.3
16.	Johnny Cox (F) 3	1957-59	1,461	84	17.3
17.	Kyle Macy (G) 3	1978-80	1,411	98	14.4
18.	Winston Bennett (F) 4	1984-88	1,399	133	10.5
19.	Rick Robey (F-C) 4	1975-78	1,395	105	13.3
20.	Mike Phillips (C) 4	1975-78	1,367	120	11.4
21.	Mike Pratt (F) 3	1968-70	1,359	81	16.8
22.	Frank Ramsey (G) 3	1951-52, 54	1,344	91	14.7
23.	Jim Andrews (C) 3	1971-73	1,320	80	16.5
24.	Sam Bowie (C-F) 3	1980-81, 84	1,285	86	14.7
25.	Jim Master (G) 4	1981-84	1,283	121	10.6
26.	John Pelphrey (F) 4	1988-92	1,257	114	11.0
27.	Tom Parker (F) 3	1970-72	1,238	80	15.5
28.	Deron Feldhaus (F) 4	1988-92	1,232	124	9.6
29.	Derrick Hord (F) 4	1980-83	1,220	124	9.3
30.	Bill Spivey (C) 2	1950-51	1,213	63	19.3
31.	Rodrick Rhodes (F) 3	1993-95	1,208	99	12.2
32.	Reggie Hanson (C) 4	1988-91	1,167	101	11.6
33.	Derrick Miller (G) 4	1987-90	1,156	105	11.0
34.	Vernon Hatton (G) 3	1956-58	1,153	76	15.1
35.	Wallace Jones (F) 4	1946-49	1,151	127	9.0
36.	Jeff Sheppard (G) 4	1994-96, 98	1,091	134	8.1
37.	Bill Lickert (F-G) 3	1959-61	1,076	73	14.7
38.	Rex Chapman (G) 2	1987-88	1,073	61	17.6
39.	Dirk Minniefield (G) 4	1980-83	1,069	123	8.7
40.	Jim Line (F) 4	1947-50	1,041	135	7.7
41.	Bob Burrow (C) 2	1955-56	1,023	51	20.0
42.	Ron Mercer (G-F) 2	1996-97	1,013	76	13.3
43.	Jimmy Dan Conner (F-G) 3	1973-75	1,009	85	11.9
44.	Bobby Watson (G) 3	1950-52	1,001	96	10.4

• Achieved membership in club earliest of any Wildcat, hitting 1,000th point in the 19th game of his second season.



Year-By-Year Scoring—Total Points Leaders

Year	Player	Class	Position	G	Points	Average
1922-23	Carl Riefkin	JR	F	13	133	10.2
1923-24	Jim McFarland	SO	F	16	157	9.8
1924-25	Jim McFarland	JR	F	20	143	7.2
1925-26	Gayle Mohney	JR	G	18	200	11.1
1926-27	Paul Jenkins	JR	F	16	98	6.1
1927-28	Cecil Combs	SO	F	18	186	10.3
1928-29	Stan Milward	SO	C	17	116	6.8
1929-30	Cecil Combs	SR	F	19	125	6.6
1930-31	Carey Spicer	SR	F	18	190	10.6
1931-32	Aggie Sale	JR	F	17	235	13.8
1932-33	Aggie Sale	SR	F	24	324	13.5
1933-34	John "Frenchy" De Moisey	SR	F-C	17	212	12.5
1934-35	Leroy Edwards	SO	C	21	343	16.3
1935-36	Ralph Carlisle	SO	F	21	241	11.5
1936-37	Ralph Carlisle	JR	F	21	208	9.9
1937-38	Joe Hagan	SR	F	18	184	10.2
1938-39	Fred Curtis	SR	F	20	183	9.2
1939-40	Mickey Rouse	SR	G	21	175	8.3
1940-41	Jim King	JR	G	25	151	6.0
1941-42	Marvin Akers	JR	G	25	190	7.6
1942-43	Milt Ticco	SR	F	23	233	10.1
1943-44	Bob Brannum	FR	C	21	254	12.1
1944-45	Jack Tingle	SO	F	26	293	11.3
1945-46	Jack Parkinson	JR	G	30	339	11.3
1946-47	Alex Groza	SO	F-C	37	393	10.6
1947-48	Ralph Beard	JR	C	38	476	12.5
1948-49	Alex Groza	SR	C	34	698	20.5
1949-50	Bill Spivey	SO	C	30	578	19.3
1950-51	Bill Spivey	JR	C	33	635	19.2
1951-52	Cliff Hagan	JR	C	32	692	21.6
1953-54	Cliff Hagan	SR	C	25	600	24.0
1954-55	Bob Burrow	JR	C	26	495	19.0
1955-56	Bob Burrow	SR	C	25	528	21.1
1956-57	Johnny Cox	SO	F	28	544	19.4
1957-58	Vernon Hatton	SR	G	29	496	17.1
1958-59	Johnny Cox	SR	F	27	485	17.9
1959-60	Billy Ray Lickert	JR	F-G	20	288	14.4
1960-61	Billy Ray Lickert	SR	F-G	28	450	16.0
1961-62	Cotton Nash	SO	F-C	26	608	23.4
1962-63	Cotton Nash	JR	F-C	25	514	20.6
1963-64	Cotton Nash	SR	F-C	27	648	24.0
1964-65	Louie Dampier	SO	G	25	426	17.0
1965-66	Pat Riley	JR	F	29	637	22.0
1966-67	Louie Dampier	SR	G	26	537	20.6
1967-68	Mike Casey	SO	G	27	541	20.1
1968-69	Dan Issel	JR	C	28	746	26.6
1969-70	Dan Issel	SR	C	28	948	33.9
1970-71	Tom Parker	JR	F	28	492	17.6
1971-72	Jim Andrews	JR	C	28	602	21.5
1972-73	Jim Andrews	SR	C	28	562	20.1
1973-74	Kevin Grevey	JR	F	25	547	21.9
1974-75	Kevin Grevey	SR	F	31	730	23.6
1975-76	Jack Givens	SO	F	30	602	20.1
1976-77	Jack Givens	JR	F	30	566	18.9
1977-78	Jack Givens	SR	F	32	578	18.1
1978-79	Kyle Macy	JR	G	31	470	15.2
1979-80	Kyle Macy	SR	G	35	540	15.4
1980-81	Sam Bowie	SO	C	28	488	17.4
1981-82	Derrick Hord	JR	F	30	490	16.3
1982-83	Melvin Turpin	JR	C	31	468	15.1
1983-84	Melvin Turpin	SR	C	34	518	15.2
1984-85	Kenny Walker	JR	F	31	710	22.9
1985-86	Kenny Walker	SR	F	36	721	20.0
1986-87	Rex Chapman	FR	G	29	464	16.0
1987-88	Rex Chapman	SO	G	32	609	19.0
1988-89	LeRon Ellis	SO	C	32	511	16.0
1989-90	Derrick Miller	SR	G	28	538	19.2
1990-91	John Pelphrey	JR	F	28	404	14.4
1991-92	Jamal Mashburn	SO	F	36	767	21.3
1992-93	Jamal Mashburn	JR	F	34	714	21.0
1993-94	Tony Delk	SO	G	34	564	16.6
1994-95	Tony Delk	JR	G	33	551	16.7
1995-96	Tony Delk	SR	G	36	639	17.8
1996-97	Ron Mercer	SO	G-F	40	725	18.1
1997-98	Jeff Sheppard	SR	G	39	521	13.7

Field Goals

FIELD GOALS MADE

Game:

23 Dan Issel, UK at Ole Miss.....Feb. 7, 1970

Season:

369 Dan Issel (667 atts.).....1970
303 Kevin Grevey (592 atts.).....1975
297 Ron Mercer (603 atts.).....1997
285 Dan Issel (534 atts.).....1969
279 Jamal Mashburn (492 atts.).....1992
265 Pat Riley (514 atts.).....1966
264 Cliff Hagan (633 atts.).....1952
260 Kenny Walker (447 atts.).....1986
259 Jamal Mashburn (526 atts.).....1993
259 Alex Groza (612 atts.).....1949
252 Bill Spivey (632 atts.).....1951
249 Louie Dampier (482 atts.).....1966
248 Cotton Nash (588 atts.).....1964
246 Kenny Walker (440 atts.).....1985

By a Freshman —
180 Chris Mills (372 atts.).....1989
By a Sophomore —
297 Ron Mercer (603 atts.).....1997
By a Junior —
285 Dan Issel (534 atts.).....1969
By a Senior —
369 Dan Issel (667 atts.).....1970

Career:

843 Jack Givens (1,638 atts.).....1975-78
825 Dan Issel (1,591 atts.).....1968-70
771 Kevin Grevey (1,490 atts.).....1973-75
765 Kenny Walker (1,339 atts.).....1983-86
683 Tony Delk (1,441 atts.).....1993-96
675 Jamal Mashburn (1,307 atts.).....1990-93
667 Alex Groza (1,514 atts.).....1947-49
647 Mike Casey (1,341 atts.).....1968-69, 71
645 Cotton Nash (1,548 atts.).....1962-64
639 Louie Dampier (1,259 atts.).....1965-67
626 Melvin Turpin (1,059 atts.).....1981-84
590 Pat Riley (1,257 atts.).....1965-67

FIELD GOALS ATTEMPTED

Game:

42 Bill Spivey, UK vs. Georgia Tech.....Feb. 18, 1950

Season:

667 Dan Issel (made 369).....1970
633 Cliff Hagan (made 264).....1952
632 Bill Spivey (made 252).....1951
619 Bill Spivey (made 225).....1950
612 Alex Groza (made 259).....1949
603 Ron Mercer (made 297).....1997
592 Kevin Grevey (made 303).....1975
588 Cotton Nash (made 248).....1964
536 Ralph Beard (made 194).....1948
534 Dan Issel (made 285).....1969
530 Alex Groza (made 200).....1948
By a Freshman —
390 Rex Chapman (made 173).....1987
By a Sophomore —
619 Bill Spivey (made 225).....1950
By a Junior —
633 Cliff Hagan (made 264).....1952
By a Senior —
667 Dan Issel (made 369).....1970

Career:

1,638 Jack Givens (made 843).....1975-78
1,597 Ralph Beard (made 606).....1946-49
1,591 Dan Issel (made 825).....1968-70
1,576 Alex Groza (made 667).....1947-49
1,548 Cotton Nash (made 645).....1962-64
1,490 Kevin Grevey (made 771).....1973-75
1,441 Tony Delk (made 683).....1993-96
1,425 Johnny Cox (made 564).....1957-59
1,341 Mike Casey (made 647).....1968-69, 71
1,339 Kenny Walker (made 765).....1983-86
1,335 Cliff Hagan (made 567).....1951-52, 54

FIELD GOAL PERCENTAGE (min. 100 made)

Season:

63.5 Rick Robey (167-363).....1978
63.0 Charles Hurt (102-162).....1983
61.7 Melvin Turpin (192-311).....1983
59.7 Nazr Mohammed (190-318).....1998
59.5 Mike Phillips (125-210).....1978
59.3 Melvin Turpin (224-378).....1984
58.2 Melvin Turpin (160-275).....1982
58.2 Kenny Walker (260-447).....1986
57.7 Jim Andrews (236-409).....1972
57.3 Rick Robey (158-276).....1977
56.9 James Lee (136-239).....1978
56.7 Jamal Mashburn (279-492).....1992
56.5 Andre Riddick (117-207).....1994
56.2 Rob Lock (123-219).....1988
56.0 Jim Andrews (243-434).....1973
55.9 Kenny Walker (246-440).....1985
By a Freshman —
54.4 Rick Robey (135-248).....1975
By a Sophomore —
58.2 Melvin Turpin (160-275).....1982
By a Junior —
61.7 Melvin Turpin (192-311).....1983
By a Senior —
63.5 Rick Robey (167-363).....1978

Career:

59.3 Charles Hurt (303-511).....1980-83
59.1 Melvin Turpin (626-1059).....1981-84
58.1 Rick Robey (533-917).....1975-78
57.1 Kenny Walker (765-1339).....1983-86
57.0 Andre Riddrick (265-465).....1992-95
56.3 Jim Andrews (543-965).....1971-73
55.3 Nazr Mohammed (335-606).....1996-98
54.9 Mike Phillips (576-1050).....1975-78
53.8 Rob Lock (256-476).....1984-88
52.4 Dirk Minniefield (422-805).....1980-83
52.2 Sam Bowie (483-925).....1980-81, 84
52.1 Kyle Macy (540-1037).....1978-80

Year-by-Year Field Goal Percentage

Year	Player	Class	Position	FGM	FGA	Percentage
1946-47	James Line	FR	G	86	209	41.1
1947-48	Alex Groza	JR	C	200	530	37.7
1948-49	Alex Groza	SR	C	259	612	42.3
1949-50	James Line	SR	F	155	369	42.0
1950-51	Bill Spivey	JR	C	252	632	39.9
1951-52	Cliff Hagan	JR	C	264	633	41.7
1953-54	Cliff Hagan	SR	C	234	514	45.5
1954-55	Bob Burrow	JR	C	198	473	41.9
1955-56	Vernon Hatton	SO	G	123	249	49.4
1956-57	Vernon Hatton	JR	G	112	255	43.9
1957-58	Vernon Hatton	SR	G	192	458	41.9
1958-59	Bennie Coffman	JR	G	110	216	50.9
1959-60	Billy Ray Lickert	JR	F-G	110	274	40.1
1960-61	Billy Ray Lickert	SR	F-G	166	395	42.0
1961-62	Larry Pursiful	SR	G	204	400	51.0
1962-63	Don Rolfes	SO	C	68	134	50.7
1963-64	Larry Conley	SO	F-C	114	231	49.3
1964-65	Louie Dampier	SO	G	171	334	51.2
1965-66	Louie Dampier	JR	G	249	482	51.6
1966-67	Cliff Berger	JR	C	98	176	55.6
1967-68	Mike Casey	SO	G	231	474	48.9
1968-69	Mike Pratt	JR	F	173	321	53.9
1969-70	Dan Issel	SR	C	369	667	55.3
1970-71	Kent Hollenbeck	JR	G	113	212	53.3
1971-72	Jim Andrews	JR	C	236	409	57.7
1972-73	Jim Andrews	SR	C	243	434	56.0
1973-74	Bob Guyette	JR	C	138	248	55.7
1974-75	Rick Robey	FR	C	135	248	54.4
1975-76	Mike Phillips	SO	C	199	367	54.2
1976-77	Rick Robey	JR	F	158	276	57.3
1977-78	Rick Robey	SR	F	167	263	63.5
1978-79	LaVon Williams	JR	F	119	219	54.3
1979-80	Sam Bowie	FR	C	165	311	53.1
1980-81	Dirk Minniefield	SO	G	118	213	55.4
1981-82	Melvin Turpin	SO	C	160	275	58.2
1982-83	Charles Hurt	SR	F	102	162	63.0
1983-84	Melvin Turpin	SR	C	224	378	59.3
1984-85	Kenny Walker	JR	F	246	440	55.9
1985-86	Kenny Walker	SR	F	260	447	58.2
1986-87	Rob Lock	JR	C	91	161	56.5
1987-88	Rob Lock	SR	C	123	219	56.2
1988-89	LeRon Ellis	SO	C	200	385	51.9
1989-90	Reggie Hanson	JR	F	165	332	49.7
1990-91	Deron Feldhaus	JR	F	106	203	52.2
1991-92	Jamal Mashburn	SO	F	279	492	56.7
1992-93	Travis Ford	JR	G	129	245	52.7
1993-94	Andre Riddick	JR	C	117	207	56.5
1994-95	Andre Riddick	SR	C	68	123	55.3
1995-96	Walter McCarty	SR	F-C	152	280	54.3
1996-97	Jared Prickett	SR	F	116	211	55.0
1997-98	Nazr Mohammed	JR	C	190	318	59.7

Three-Point Field Goals

THREE-POINTERS MADE

Game:

9	Tony Delk, UK vs. Texas Christian	Jan. 20, 1996
8	Derrick Miller, UK vs. Kansas	Dec. 9, 1989
	UK vs. North Carolina	Dec. 27, 1989
	UK vs. Tennessee	Jan. 20, 1990
8	Cameron Mills, UK vs. Florida	Feb. 1, 1998

Season:

101	Travis Ford (191 atts.)	1993
99	Derrick Miller (289 atts.)	1990
95	Tony Delk (254 atts.)	1994
93	Tony Delk (210 atts.)	1996
77	Tony Delk (197 atts.)	1995
71	Jeff Sheppard (189 atts.)	1998
69	Anthony Epps (178 atts.)	1997
68	Rex Chapman (176 atts.)	1987
66	Jamal Mashburn (180 atts.)	1993
66	Rex Chapman (159 atts.)	1988
64	Dale Brown (188 atts.)	1993
63	Travis Ford (166 atts.)	1994
62	John Pelphrey (164 atts.)	1991
58	Jamal Mashburn (132 atts.)	1992
55	Richie Farmer (150 atts.)	1992
54	Derrick Miller (139 atts.)	1989
52	John Pelphrey (144 atts.)	1992
49	Ron Mercer (141 atts.)	1997
48	Deron Feldhaus (128 atts.)	1992
47	Scott Padgett (138 atts.)	1997
46	Jeff Brassow (147 atts.)	1989
46	Jeff Brassow (112 atts.)	1994
46	Richie Farmer (130 atts.)	1991

By a Freshman —

68	Rex Chapman (176 atts.)	1987

By a Sophomore —

95	Tony Delk (254 atts.)	1994

By a Junior —

101	Travis Ford (191 atts.)	1993

By a Senior —

99	Derrick Miller (289 atts.)	1990

Career:

283	Tony Delk (712 atts.)	1993-96
191	Derrick Miller (533 atts.)	1986-90
190	Travis Ford (427 atts.)	1991-94
160	John Pelphrey (433 atts.)	1988-92
155	Anthony Epps (391 atts.)	1994-97
153	Jeff Brassow (428 atts.)	1990-94
148	Jamal Mashburn (399 atts.)	1992-93
147	Richie Farmer (408 atts.)	1988-92
134	Rex Chapman (335 atts.)	1986-88

THREE-POINTERS ATTEMPTED

Game:

19	Derrick Miller, UK at Kansas	Dec. 9, 1990

Season:

289	Derrick Miller (made 99)	1990
254	Tony Delk (made 95)	1994
210	Tony Delk (made 93)	1996
197	Tony Delk (made 77)	1995
191	Travis Ford (made 101)	1993
189	Jeff Sheppard (made 71)	1998
188	Dale Brown (made 64)	1993
180	Jamal Mashburn (made 66)	1993
178	Anthony Epps (made 69)	1997
176	Rex Chapman (made 68)	1987
166	Travis Ford (made 63)	1994
164	John Pelphrey (made 62)	1991
159	Rex Chapman (made 66)	1988
150	Richie Farmer (made 55)	1992
147	Jeff Brassow (made 46)	1991
144	John Pelphrey (made 52)	1992
141	Ron Mercer (made 49)	1997
139	Derrick Miller (made 54)	1989
138	Scott Padgett (made 47)	1997
132	Jamal Mashburn (made 58)	1992
130	Richie Farmer (made 46)	1991

Career:

712	Tony Delk (made 283)	1993-96
533	Derrick Miller (made 191)	1987-90
433	John Pelphrey (made 160)	1989-92
428	Jeff Brassow (made 153)	1990-94
427	Travis Ford (make 190)	1992-94
408	Richie Farmer (made 147)	1989-92
394	Jamal Mashburn (made 148)	1991-93
391	Anthony Epps (made 155)	1994-97
335	Dale Brown (made 109)	1992-93
335	Rex Chapman (made 134)	1987-88
330	Jeff Sheppard (made 128)	1994-98
296	Deron Feldhaus (made 111)	1989-92

THREE-POINT PERCENTAGE

Season: (min. 40 made)

53.2	Cameron Mills (42-79)	1997
52.9*	Travis Ford (101-191)	1993
44.3	Tony Delk (93-210)	1996
43.9	Jamal Mashburn (58-132)	1992
41.5	Rex Chapman (66-159)	1988
41.1	Jeff Brassow (46-112)	1994
41.0	Anthony Epps (43-105)	1996
39.1	Tony Delk (77-197)	1995
38.8	Derrick Miller (54-139)	1989
38.8	Anthony Epps (69-178)	1997
38.6	Rex Chapman (68-176)	1987
38.0	Travis Ford (63-166)	1994
37.8	John Pelphrey (62-164)	1991
37.5	Deron Feldhaus (48-128)	1992
37.4	Tony Delk (95-254)	1994
36.7	Jamal Mashburn (66-180)	1993
36.7	John Pelphrey (44-120)	1990
36.7	Richie Farmer (55-150)	1992
35.4	Richie Farmer (46-130)	1991

By a Freshman —

38.6	Rex Chapman (68-176)	1987

By a Sophomore —

43.9	Jamal Mashburn (58-132)	1992

By a Junior —

53.2	Cameron Mills (42-79)	1997

By a Senior —

44.3	Tony Delk (93-210)	1996

Career: (min. 50 made)

47.4	Cameron Mills (81-171)	1995-98
44.5	Travis Ford (190-427)	1991-94
40.0	Rex Chapman (134-335)	1987-88
39.9	Derek Anderson (61-153)	1996-97
39.8	Tony Delk (283-712)	1993-96
39.6	Anthony Epps (155-391)	1994-97
38.8	Jeff Sheppard (128-330)	1994-98
37.6	Jamal Mashburn (148-394)	1991-93
37.5	Deron Feldhaus (111-296)	1989-92
37.0	John Pelphrey (160-433)	1989-92
36.0	Richie Farmer (147-408)	1989-92
35.8	Derrick Miller (191-533)	1987-90
35.7	Jeff Brassow (153-428)	1990-94
35.5#	Scott Padgett (91-258)	1995-98
34.9	Reggie Hanson (50-143)	1988-91

YEAR-BY-YEAR THREE-POINT PERCENTAGE LEADERS (min. 35 made)

Year	Player	Class	Pos.	3PTM	3PTA	Pct.
1986-87	Derrick Miller	FR	G	35	81	43.2
1987-88	Rex Chapman	SO	D	66	159	41.5
1988-89	Derrick Miller	JR	G	54	139	38.8
1989-90	John Pelphrey	JR	G-F	44	120	36.7
1990-91	John Pelphrey	JR	G-F	62	164	37.8
1991-92	Jamal Mashburn	SO	F	58	132	43.9
1992-93	Travis Ford	JR	G	101	191	52.9
1993-94	Jeff Brassow	SR	G-F	46	112	41.1
1994-95	Tony Delk	JR	G	77	197	39.1
1995-96	Tony Delk	SR	G	93	210	44.3
1996-97	Cameron Mills	JR	G	42	79	53.2
1997-98	Cameron Mills	SR	G	38	87	43.7

*Southeastern Conference Record #Active

Free Throws

FREE THROWS MADE

Season:

218 Kenny Walker (284 attss.).....1985
210 Dan Issel (275 attss.).....1970
201 Kenny Walker (263 attss.).....1986
180 Alex Groza (248 attss.).....1949
176 Dan Issel (232 attss.).....1969
167 Rodrick Rhodes (215 attss.).....1994
166 Cotton Nash (236 attss.).....1962
164 Cliff Hagan (235 attss.).....1952
162 Cotton Nash (236 attss.).....1963
152 Cotton Nash (198 attss.).....1964
151 Jamal Mashburn (213 attss.).....1992

Season:

By a Freshman—
131 Dwight Anderson (182 attss.).....1979
By a Sophomore—
167 Rodrick Rhodes (215 attss.).....1994
By a Junior—
218 Kenny Walker (284 attss.).....1985
By a Senior—
210 Dan Issel (275 attss.).....1970

Career:

550 Kenny Walker (733 attss.).....1983-86
488 Dan Issel (661 attss.).....1968-70
480 Cotton Nash (652 attss.).....1962-64
438 Ed Davender (553 attss.).....1984-88
410 Alex Groza (548 attss.).....1947-49
368 Winston Bennett (516 attss.).....1983-88
365 Rodrick Rhodes (480 attss.).....1993-95
352 Jack Givens (441 attss.).....1975-78
346 Frank Ramsey (518 attss.).....1951-52, 54
345 Jamal Mashburn (495 attss.).....1990-93
341 Cliff Hagan (487 attss.).....1951-52, 54
333 Johnny Cox (441 attss.).....1957-59

FREE THROW ATTEMPTS

Season:

284 Kenny Walker (made 218).....1985
275 Dan Issel (made 210).....1970
263 Kenny Walker (made 201).....1986
248 Alex Groza (made 180).....1949
236 Cotton Nash (made 162).....1963
235 Cliff Hagan (made 164).....1952
232 Dan Issel (made 176).....1969
218 Cotton Nash (made 166).....1962
215 Rodrick Rhodes (made 167).....1994
214 Frank Ramsey (made 139).....1952
213 Jamal Mashburn (made 151).....1992
211 Bill Spivey (made 131).....1951

Season:

By a Freshman—
182 Dwight Anderson (made 131).....1979
By a Sophomore—
218 Cotton Nash (made 166).....1962
By a Junior—
284 Kenny Walker (made 218).....1985
By a Senior—
275 Dan Issel (made 210).....1970

Career:

733 Kenny Walker (made 550).....1983-86
661 Dan Issel (made 448).....1968-70
652 Cotton Nash (made 480).....1962-64
553 Ed Davender (made 438).....1984-88
548 Alex Groza (made 369).....1947-49
518 Frank Ramsey (made 346).....1951-52, 54
516 Winston Bennett (made 368).....1983-88
495 Jamal Mashburn (made 345).....1990-93
489 Ralph Beard (made 305).....1945-49
487 Cliff Hagan (made 341).....1951-52, 54
480 Rodrick Rhodes (made 365).....1993-95
455 Rick Robey (made 329).....1975-78
441 Jack Givens (made 352).....1975-78

FREE THROW PERCENTAGE

Season: (Min. 50 attempts)

*91.2 Kyle Macy (104-114).....1980
*91.2 Travis Ford (103-113).....1994
89.6 Jim Master (95-106).....1982
89.2 Kyle Macy (115-129).....1978
88.3 Gimel Martinez (68-77).....1992
88.2 Kent Hollenbeck (82-93).....1971
88.2 Bennie Coffman (67-76).....1960
88.1 Travis Ford (104-118).....1993
87.5 Ronnie Lyons (70-80).....1972
87.3 Dirk Minniefield (55-63).....1981
87.1 Ed Davender (149-171).....1988
86.8 Kyle Macy (112-129).....1979
85.7 Jim Master (48-56).....1981
85.5 Scotty Baesler (59-69).....1963

Season:

By a Freshman–
85.7 Jim Master (48-56).....1981
By a Sophomore—
89.6 Jim Master (95-106).....1982
By a Junior—
88.2 Kent Hollenbeck (82-93).....1971
By a Senior—
91.2 Kyle Macy (104-114).....1980
91.2 Travis Ford (103-113).....1994

Career: (Min. 200 attempts)

*89.0 Kyle Macy (331-372).....1978-80
88.2 Travis Ford (239-271).....1993-94
84.9 Jim Master (259-305).....1981-84
83.8 Richie Farmer (207-247).....1988-92
83.4 Louie Dampier (297-356).....1965-67
81.9 Anthony Epps (208-254).....1994-97
80.0 Tom Parker (180-225).....1970-72
79.8 Jack Givens (352-441).....1975-78
79.2 Ed Davender (438-553).....1984-88
78.5 Mike Casey (241-307).....1968-69, 71
77.8 Kevin Grevey (259-333).....1973-75
77.3 Dirk Minniefield (225-291).....1980-83
76.5 John Pelphrey (293-383).....1988-92
76.0 Rodrick Rhodes (365-480).....1993-95
75.8 Derrick Hord (270-356).....1980-83

** Also Southeastern Conference Record*

Year-By-Year Free Throw Leaders (minimum 50 attempts)

Year	Player	Class	POS	FT	FTA	Pct.
1945-46	Wilbur Schu	SR	G	58	82	70.7
1946-47	Kenneth Rollins	JR	G	86	107	80.3
1947-48	Kenneth Rollins	JR	G	67	92	72.8
1948-49	Alex Groza	SR	C	180	248	72.5
1949-50	Bill Spivey	SO	C	128	176	72.7
1950-51	Shelby Linville	JR	F	53	70	75.7
1951-52	Cliff Hagan	JR	C	164	235	69.7
1953-54	Bill Evans	JR	F	49	63	77.8
1954-55	Bill Evans	SR	F	81	109	74.3
1955-56	Bob Burrow	SR	C	114	171	66.7
	Vernon Hatton	SO	G	100	150	66.7
1956-57	Johnny Cox	SO	F	138	180	76.6
1957-58	Vernon Hatton	SR	G	112	144	77.7
1958-59	Don Mills	JR	C	101	122	82.7
1959-60	Bennie Coffman	SR	G	67	76	88.2
1960-61	Larry Purciful	JR	G	99	118	83.8
1961-62	Larry Purciful	SR	G	89	109	81.6
1962-63	Scotty Baesler	SR	G	59	69	85.5
1963-64	Terry Mobley	JR	G	43	56	76.7
1964-65	Louie Dampier	SO	G	84	100	84.0
1965-66	Tommy Kron	SR	G	57	67	85.1
1966-67	Louie Dampier	SR	G	99	119	83.1
1967-68	Mike Casey	SO	G	79	96	82.3
1968-69	Dan Issel	JR	C	176	232	75.9
1969-70	Dan Issel	SR	C	210	275	76.4
1970-71	Kent Hollenbeck	JR	G	82	93	88.2
1971-72	Ronnie Lyons	SO	G	70	80	87.5
1972-73	Mike Flynn	SO	G	55	75	73.3
1973-74	Kevin Grevey	JR	F	83	100	83.0
1974-75	Rick Robey	FR	C	51	63	81.0
1975-76	Jack Givens	SO	F	116	140	82.9
1976-77	Jack Givens	JR	F	94	113	83.2
1977-78	Kyle Macy	SO	G	115	129	89.2
1978-79	Kyle Macy	JR	G	112	129	86.8
1979-80	Kyle Macy	SR	G	104	114	91.2
1980-81	Dirk Minniefield	SO	G	55	63	87.3
1981-82	Jim Master	SO	G	95	106	89.6
1982-83	Derrick Hord	SR	F	65	79	82.3
1983-84	Jim Master	SR	G	60	74	81.1
1984-85	Kenny Walker	JR	F	218	284	76.8
1985-86	Ed Davender	SO	G	104	131	79.4
1986-87	Ed Davender	JR	G	107	145	73.8
1987-88	Ed Davender	SR	G	149	171	87.1
1988-89	Reggie Hanson	SO	F	57	76	75.0
1989-90	Richie Farmer	SO	G	50	59	84.7
1990-91	Richie Farmer	JR	G	64	76	84.2
1991-92	Gimel Martinez	SO	C	68	77	88.3
1992-93	Travis Ford	JR	G	104	118	88.1
1993-94	Travis Ford	SR	G	103	113	91.2
1994-95	Anthony Epps	SO	G	58	80	85.0
1995-96	Tony Delk	SR	G	88	110	80.0
1996-97	Anthony Epps	SR	G	75	90	83.3
1997-98	Scott Padgett	JR	F	87	102	85.3

Rebounding

TOTAL REBOUNDS

Game:

34 Bill Spivey, Xavier at UK.....Feb. 13, 1951
34 Bob Burrow, Temple at UK.....Dec. 10, 1955
30 Cotton Nash, Temple at UK.....Dec. 18, 1961
30 Cotton Nash, Mississippi at UK.....Feb. 8, 1964
29 Dan Issel, LSU at UK.....Feb. 22, 1969
28 Mike Phillips, Tennessee at UK.....Jan. 10, 1976
24 Dan Issel, Florida at UK.....Dec. 4, 1967
24 Dan Issel, Xavier at UK.....Nov. 30, 1968

By a Freshman —
20 Chris Mills, Marshall at UK.....Dec. 17, 1988

By a Sophomore —
30 Cotton Nash, Temple at UK.....Dec. 18, 1961

By a Junior —
34 Bill Spivey, Xavier at UK.....Feb. 13, 1951

By a Senior —
34 Bob Burrow, Temple at UK.....Dec. 10, 1955

Season:

*567 Bill Spivey.....1951
528 Cliff Hagan.....1952
459 Bob Burrow.....1955
434 Frank Ramsey.....1951
383 Frank Ramsey.....1952
381 Dan Issel.....1969
380 Ed Beck.....1957
369 Dan Issel.....1970
365 Johnny Cox.....1958
364 Bob Burrow.....1956
348 Jim Andrews.....1973
345 Cotton Nash.....1962

By a Freshman —
277 Chris Mills.....1989

By a Sophomore —
434 Frank Ramsey.....1951

By a Junior —
567 Bill Spivey.....1951

By a Senior —
369 Dan Issel.....1970

Career:

1,078 Dan Issel.....1968-70
1,038 Frank Ramsey.....1951-52, 54
1,035 Cliff Hagan.....1951-52, 54
1,004 Johnny Cox.....1957-59
962 Cotton Nash.....1962-64
942 Kenny Walker.....1983-86
843 Sam Bowie.....1980-81, 84
823 Bob Burrow.....1955-56
799 Winston Bennett.....1983-88
793 Jack Givens.....1975-78
783 Jim Andrews.....1971-73
783 Ed Beck.....1956-58

*Southeastern Conference Record

Bill Spivey



Bob Burrow



REBOUND AVERAGE

Season:

17.7 Bob Burrow (459 in 26 games).....1955
17.2 Bill Spivey (567 in 33 games).....1951
16.5 Cliff Hagan (528 in 32 games).....1952
14.6 Bob Burrow (364 in 25 games).....1956
14.1 Ed Beck (380 in 27 games).....1957
13.6 Dan Issel (381 in 28 games).....1969
13.5 Cliff Hagan (338 in 25 games).....1954
13.3 Cotton Nash (345 in 26 games).....1962
13.2 Dan Issel (369 in 28 games).....1970
12.9 Don Mills (323 in 25 games).....1960

By a Freshman —
8.7 Chris Mills (277 in 32 games).....1989

By a Sophomore —
13.3 Cotton Nash (345 in 26 games).....1962

By a Junior —
17.7 Bob Burrow (459 in 26 games).....1955

By a Senior —
14.6 Bob Burrow (364 in 25 games).....1956

Career:

16.1 Bob Burrow (822 in 51 games).....1955-56
13.4 Cliff Hagan (1035 in 77 games).....1951-52, 54
12.9 Dan Issel (1072 in 83 games).....1968-70
12.3 Cotton Nash (962 in 78 games).....1962-64
12.0 Johnny Cox (1004 in 84 games).....1957-59
11.4 Frank Ramsey (1038 in 91 games).....1951-52, 54
10.3 Don Mills (669 in 65 games).....1957-59
10.0 Ed Beck (783 in 78 games).....1956-58
9.8 Jim Andrews (783 in 80 games).....1971-73
8.9 Mike Pratt (718 in 81 games).....1968-70

Year-by-Year Rebounding Leaders

Year	Player	Class	Position	Games	Rebounds	Average
1950-51	Bill Spivey	JR	C	33	567	17.2
1951-52	Cliff Hagan	JR	C	32	528	16.5
1953-54	Cliff Hagan	SR	C	25	338	13.5
1954-55	Bob Burrow	JR	C	26	459	17.7
1955-56	Bob Burrow	SR	C	25	364	14.6
1956-57	Ed Beck	JR	C	27	380	14.1
1957-58	Johnny Cox	JR	F	29	365	12.6
1958-59	Johnny Cox	SR	F	27	329	12.2
1959-60	Don Mills	SR	C-F	25	323	12.9
1960-61	Roger Newman	SR	F-G	28	265	9.5
1961-62	Cotton Nash	SO	C-F	26	345	13.2
1962-63	Cotton Nash	JR	F-C	25	300	12.0
1963-64	Cotton Nash	SR	C-F	27	317	11.7
1964-65	John Adams	SR	C	25	214	8.6
1965-66	Pat Riley	JR	F	29	259	8.9
1966-67	Thad Jaracz	JR	C-F	26	215	8.3
1967-68	Dan Issel	SO	C	27	328	12.1
1968-69	Dan Issel	JR	C	28	381	13.6
1969-70	Dan Issel	SR	C	28	369	13.2
1970-71	Tom Payne	SO	C	28	283	10.1
1971-72	Jim Andrews	JR	C	28	315	11.3
1972-73	Jim Andrews	SR	C	28	348	12.4
1973-74	Bob Guyette	JR	C	26	205	7.9
1974-75	Rick Robey	FR	C	31	214	6.9
1975-76	Mike Phillips	SO	C	30	295	9.8
1976-77	Rick Robey	JR	F	30	273	9.1
1977-78	Rick Robey	SR	F	32	261	8.2
1978-79	LaVon Williams	JR	F	31	213	6.9
1979-80	Sam Bowie	FR	C	34	276	8.1
1980-81	Sam Bowie	SO	C	28	254	9.1
1981-82	Melvin Turpin	SO	C	30	212	7.1
1982-83	Melvin Turpin	JR	C	31	195	6.3
1983-84	Sam Bowie	SR	C	34	313	9.2
1984-85	Kenny Walker	JR	F	31	315	10.2
1985-86	Kenny Walker	SR	F	36	276	7.7
1986-87	Richard Madison	JR	F	29	216	7.4
1987-88	Winston Bennett	SR	F	33	258	7.8
1988-89	Chris Mills	FR	F	32	277	8.7
1989-90	Reggie Hanson	JR	F	28	200	7.1
1990-91	Reggie Hanson	SR	C	28	201	7.2
1991-92	Jamal Mashburn	SO	F	36	281	7.8
1992-93	Jamal Mashburn	JR	F	34	284	8.3
1993-94	Jared Prickett	SO	F	33	232	7.0
1994-95	Mark Pope	JR	C	33	271	6.3
1995-96	Antoine Walker	SO	F	36	302	8.4
1996-97	Jared Prickett	SR	F	38	225	5.9
1997-98	Nazr Mohammed	JR	C	39	282	7.2

Assists

Game:

15 Travis Ford, UK vs. Eastern Kentucky, Dec. 8, 1993
14 Dirk Minniefield, UK vs. Villanova, Dec. 4, 1982
14 Dickey Beal, UK vs. Brigham Young, March 17, 1984

Season:

232 Roger Harden 1986
193 Travis Ford 1994
193 Anthony Epps 1997
188 Dirk Minniefield 1982
181 Dirk Minniefield 1983
178 Kyle Macy 1978
175 Anthony Epps 1996
173 Wayne Turner 1998
167 Sean Woods 1992
166 Travis Ford 1993
164 Sean Woods 1990
163 Kyle Macy 1980
151 Sean Woods 1991
151 Dirk Minniefield 1981
146 Sean Sutton 1988
145 John Pelphrey 1992
143 Larry Johnson 1977
142 Roger Harden 1985
138 Anthony Epps 1995
133 Dickey Beal 1984
131 Ed Davender 1988
129 Kyle Macy 1979
129 Mike Casey 1969

Year-by-Year Assists Leaders

Year	Player	Class	POS	G	Asst.	Average
1961-62	Scotty Baesler	JR	G	26	112	4.3
1962-63	Cotton Nash	JR	F-C	25	66	2.6
1963-64	Larry Conley	SO	F-C	27	112	4.2
1964-65	Larry Conley	JR	F-C	25	81	3.2
1965-66	Larry Conley	SR	F	29	100	3.4
1966-67	Pat Riley	SR	F	26	68	2.6
1967-68	Mike Pratt	SO	F	27	82	3.0
1968-69	Mike Casey	JR	G	28	129	4.6
1969-70	Mike Pratt	SR	F	28	99	3.5
1970-71	Larry Steele	SR	F	24	93	3.9
1971-72	Stan Key	SR	G	28	89	3.2
1972-73	Jimmy Dan Conner	SO	G	28	83	3.0
1973-74	Mike Flynn	JR	G	26	83	3.2
1974-75	Jimmy Dan Conner	SR	G	31	106	3.4
	Mike Flynn	SR	G	31	106	3.4
1975-76	Larry Johnson	JR	G	30	98	3.3
1976-77	Larry Johnson	SR	G	30	143	4.8
1977-78	Kyle Macy	SO	G	32	178	5.6
1978-79	Kyle Macy	JR	G	31	129	4.2
1979-80	Kyle Macy	SR	G	35	163	4.7
1980-81	Dirk Minniefield	SO	G	28	151	5.4
1981-82	Dirk Minniefield	JR	G	30	188	6.3
1982-83	Dirk Minniefield	SR	G	31	181	5.8
1983-84	Dickey Beal	SR	G	30	133	4.4
1984-85	Roger Harden	JR	G	30	142	4.7
1985-86	Roger Harden	SR	G	36	232	6.4
1986-87	Rex Chapman	FR	G	29	103	3.6
1987-88	Ed Davender	SR	G	33	131	4.0
1988-89	Sean Sutton	SO	G	31	146	4.7
1989-90	Sean Woods	SO	G	28	164	5.9
1990-91	Sean Woods	JR	G	27	151	5.6
1991-92	Sean Woods	SR	G	36	167	4.6
1992-93	Travis Ford	JR	G	34	166	4.9
1993-94	Travis Ford	SR	G	33	193	5.8
1994-95	Anthony Epps	SO	G	33	138	4.2
1995-96	Anthony Epps	JR	G	36	175	4.9
1996-97	Anthony Epps	SR	G	40	193	4.8
1997-98	Wayne Turner	JR	G	39	173	4.4

Season:

By a Freshman—
126 Dirk Minniefield 1979-80
By a Sophomore—
178 Kyle Macy 1977-78
By a Junior—
188 Dirk Minniefield 1981-82
By a Senior—
232 Roger Harden 1985-86

Career:

646 Dirk Minniefield 1980-83
544 Anthony Epps 1994-97
498 Roger Harden 1983-86
482 Sean Woods 1989-92
470 Kyle Macy 1978-80
436 Ed Davender 1985-88
428 Travis Ford 1992-94
349* Wayne Turner 1996-98
327 John Pelphrey 1989-92
319 Larry Johnson 1974-77
301 Dickey Beal 1981-84
293 Larry Conley 1964-66
288 Jeff Sheppard 1994-96, 98
285 Allen Edwards 1995-98
275 Rodrick Rhodes 1993-95
274 Jared Prickett 1993-95, 97
270 Jack Givens 1975-78
264 Jimmy Dan Conner 1973-75
264 Jim Master 1981-84
260 Mike Casey 1968-69, 71

Note: Records kept since 1961-62 season **Active*



Former Wildcat Travis Ford set the school record for assists in a game with 15 against EKU in 1993.

Blocks

Game:

9 Sam Bowie, UK vs. Vanderbilt, Feb. 21, 1981
9 Andre Riddick, UK vs. LSU, March 14, 1993
8 Andre Riddick, UK vs. Morehead, Dec. 17, 1993

Season:

83 Melvin Turpin 1983
83 Andre Riddick 1994
80 Sam Bowie 1981
79 Jamaal Magloire 1997
75 Nazr Mohammed 1998
73 Sam Bowie 1980
67 Melvin Turpin 1982
66 Jamaal Magloire 1998
65 Sam Bowie 1984
53 Melvin Turpin 1984
53 Reggie Hanson 1991
52 Andre Riddick 1993
52 Nazr Mohammed 1997
51 Walter McCarty 1996
44 Andre Riddick 1995
44 Mark Pope 1996
40 Reggie Hanson 1990
38 Walter McCarty 1995
38 Mark Pope 1995
36 Fred Cowan 1979
36 Rodney Dent 1993
33 Andre Riddick 1992

Season:

By a Freshman —
79 Jamaal Magloire 1997
73 Sam Bowie 1980

By a Sophomore —
80 Sam Bowie 1981
67 Melvin Turpin 1982

By a Junior —
83 Melvin Turpin 1983
83 Andre Riddick 1994

By a Senior —
65 Sam Bowie 1984
53 Melvin Turpin 1984
53 Reggie Hanson 1991

Career:

226 Melvin Turpin (123 games) 1981-84
218 Sam Bowie (96) 1980-81, 84
212 Andre Riddick (126) 1992-95
145* Jamaal Magloire (78) 1997-98
135 Nazr Mohammed (94) 1996-98
122 Kenny Walker (132) 1983-86
119 Reggie Hanson (101) 1988-91
108 Walter McCarty (103) 1994-96
83 Rob Lock (117) 1985-88

Note: Records kept since 1978-79 season
** Active*



Junior Jamaal Magloire is fourth all-time at UK in blocked shots, tallying 145 in two seasons.

Year-By-Year Blocks Leaders

Year	Player	Class	POS	G	Blocks	Average
1979	Freddie Cowan	So.	C-F	31	36	1.2
1980	Sam Bowie	Fr.	C	34	73	2.1
1981	Sam Bowie	So.	C	28	80	2.9
1982	Melvin Turpin	So.	C	30	67	2.2
1983	Melvin Turpin	Jr.	C	31	83	2.7
1984	Sam Bowie	Sr.	C	34	65	1.9
1985	Kenny Walker	Jr.	F	31	37	1.2
1986	Kenny Walker	Sr.	F	36	43	1.2
1987	Rob Lock	Jr.	C	29	31	1.1
1988	Rob Lock	Sr.	C	33	32	1.0
1989	LeRon Ellis	So.	C	32	35	1.1
1990	Reggie Hanson	Jr.	C	28	40	1.4
1991	Reggie Hanson	Sr.	C	28	53	1.9
1992	Andre Riddick	Fr.	C	28	33	1.2
1993	Andre Riddick	So.	C	31	52	1.7
1994	Andre Riddick	Jr.	C	34	83	2.4
1995	Andre Riddick	Sr.	C	33	44	1.3
1996	Walter McCarty	Sr.	F	36	51	1.4
1997	Jamaal Magloire	Fr.	C	40	79	2.0
1998	Nazr Mohammed	Jr.	C	39	75	1.9

Steals

Game:

8	Wayne Turner, UK vs. George Washington, Nov. 24, 1997	
7	John Pelphrey, UK vs. LSU, Feb. 15, 1990	
7	Reggie Hanson, UK vs. Ole Miss, Jan. 27, 1990	
6	Dicky Beal, UK vs. Louisville, March 22, 1984	
6	Ed Davender, UK vs. Austin Peay, Nov. 29, 1987	
6	James Blackmon, UK vs. Tennessee, Feb. 11, 1987	
6	Ed Davender, UK vs. Hawaii, Nov. 28, 1987	
6	Anthony Epps, UK vs. Florida, Feb. 15, 1997	

Season:

79	Wayne Turner (So.)	1997
76	Rodrick Rhodes (So.)	1994
69	Kyle Macy (Jr.)	1979
68	Anthony Epps (Sr.)	1997
67	Tony Delk (Sr.)	1996
66	Ron Mercer (So.)	1997
66	Jared Prickett (Sr.)	1997
65	Jamal Mashburn (So.)	1992
65	John Pelphrey (Sr.)	1992
64	Tony Delk (So.)	1994
62	Wayne Turner (Jr.)	1998
61	Reggie Hanson (Jr.)	1990
61	John Pelphrey (So.)	1990
61	Derek Anderson (Jr.)	1996
61	Antoine Walker (So.)	1996
59	Ed Davender (So.)	1986
56	Travis Ford (Jr.)	1993
55	Anthony Epps (Jr.)	1996
53	Rex Chapman (So.)	1988
53	Tony Delk (Jr.)	1995
52	Ed Davender (Sr.)	1988
51	Jamal Mashburn (Jr.)	1993
51	Rodrick Rhodes (Jr.)	1995
50	James Blackmon (Sr.)	1987
50	Sean Woods (Jr.)	1991



Season:

By a Freshman —

45	Chris Mills	1989
40	Wayne Turner	1996

By a Sophomore —

79	Wayne Turner	1997
76	Rodrick Rhodes	1994

By a Junior —

69	Kyle Macy	1979
62	Wayne Turner	1998

By a Senior —

68	Anthony Epps	1997
67	Tony Delk	1996

Career:

201	Tony Delk (133 games)	1993-96
191	Ed Davender (129)	1985-88
187	Jared Prickett (143)	1993-97
184	Anthony Epps (141)	1994-97
181*	Wayne Turner (114)	1996-98
173	John Pelphrey (114)	1989-92
163	Rodrick Rhodes (99)	1993-95
156	Dirk Minniefield (123)	1980-83
153	Reggie Hanson (101)	1988-91
153	Jamal Mashburn (98)	1991-93
149	James Blackmon (128)	1984-87
144	Sean Woods (91)	1990-92

Note: Records kept since 1978-79 **Active*

Year-By-Year Steals Leaders

Year	Player	Class	POS	G	Steals	Average
1979	Kyle Macy	Jr.	G	31	69	2.2
1980	Kyle Macy	Sr.	G	35	58	1.7
1981	Dirk Minniefield	So.	G	28	35	1.3
1982	Dirk Minniefield	Jr.	G	30	42	1.4
1983	Dirk Minniefield	Sr.	G	31	45	1.5
1984	Kenny Walker	So.	F	34	31	0.9
1985	Ed Davender	Fr.	G	31	33	1.1
1986	Ed Davender	So.	G	36	59	1.6
1987	James Blackmon	Sr.	G	29	50	1.7
1988	Rex Chapman	So.	G	32	53	1.7
1989	Reggie Hanson	So.	F	29	47	1.6
1990	Reggie Hanson	Jr.	F	28	61	2.2
	John Pelphrey	So.	F	28	61	2.2
1991	Sean Woods	Jr.	G	27	50	1.9
1992	Jamal Mashburn	So.	F	36	61	1.7
	John Pelphrey	Sr.	F	36	61	1.7
1993	Travis Ford	Jr.	G	34	56	1.6
1994	Rodrick Rhodes	So.	F	33	76	2.3
1995	Tony Delk	Jr.	G	33	53	1.6
1996	Tony Delk	Sr.	G	36	67	1.9
1997	Wayne Turner	So.	G	40	79	2.0
1998	Wayne Turner	Jr.	G	39	62	1.6

Tony Delk is the school's career leader in steals with 201.

Rupp Arena Attendance

COLLEGE

No.	Att.	Date	Opponent	W/L
1.	24,340	Dec. 23, 1995	Louisville, 89-66	W
2.	24,336	Feb. 11, 1996	Arkansas, 88-73	W
3.	24,332	March 7, 1992	Tennessee, 99-88	W
4.	24,327	Nov. 27, 1993	Louisville, 78-70	W
t5.	24,326	Feb. 9, 1994	Arkansas, 82-90	L
t5.	24,326	Mar. 2, 1997	South Carolina, 66-72	L
7.	24,325	March 4, 1995	LSU, 127-80	W
8.	24,324	Jan. 25, 1992	Arkansas, 88-105	L
9.	24,320	Feb. 18, 1995	Florida, 87-77	W
10.	24,310	March 2, 1991	Auburn, 114-93	W
11.	24,307	March 2, 1994	Florida, 80-77	W
12.	24,305	Jan. 9, 1993	Tennessee, 84-70	W
13.	24,303	Dec. 27, 1997	Louisville, 76-79	L
14.	24,301	Feb. 15, 1990	LSU, 100-95	W
15.	24,299	Feb. 6, 1993	Vanderbilt, 82-67	W
16.	24,295	Dec. 28, 1991	Louisville, 103-89	W
17.	24,288	Jan. 14, 1989	LSU, 62-64	L
18.	24,277	Feb. 9, 1997	Villanova, 93-56	W
19.	24,272	Feb. 22, 1998	Georgia, 85-74	W
20.	24,251	Feb. 3, 1996	Florida, 77-63	W

Kentucky has one of the most faithful followings of any team in college basketball. UK has led the nation in attendance the last three years. Even Elvis shows up on occasion.



HIGH SCHOOL

No.	Att.	Date	Game(s)
1.	24,041	March 27, 1987	LaRue Co. vs. Clay Co. Madison Central vs. Oldham Co.
2.	23,275	March 16, 1991	Lou. Fairdale vs. Lex. Tates Creek
3.	22,175	March 20, 1993	Marion Co. vs. Paul Dunbar
4.	20,904	March 26, 1982	Laurel Co. vs. Oldham Co. Virgie vs. Mason Co.
5.	20,764	March 21, 1981	Simon Kenton vs. Mason Co.
6.	20,645	March 15, 1995	Scott Co. vs. Breckinridge Co. St. Xavier vs. Marshall Co.
7.	20,325	March 15, 1991	Pad. Tilghman vs. Lex. Tates Creek North Hardin vs. Cov. Holy Cross
8.	20,310	March 26, 1987	Madison Central vs. Warren Co. Oldham Co. vs. Hazard
9.	19,570	March 25, 1982	Mason Co. vs. Middlesboro
10.	19,560	March 13, 1991	Lex. Tates Creek vs. Scott Co. Lou. Ballard vs. Paducah Tilghman

Largest Crowds At Any UK Game

No.	Att.	Arena	Date	Game/Score
1.	64,151	Superdome, New Orleans	April 3, 1993	Michigan 81, UK 78*
T2.	47,028	RCA Dome, Indianapolis	Mar. 29, 1997	UK 78, Minnesota 69
T2.	47,028	RCA Dome, Indianapolis	Mar. 31, 1997	Arizona 84, UK 79*
4.	45,217	RCA Dome, Indianapolis	Dec. 3, 1988	Notre Dame 81, UK 65
5.	43,601	RCA Dome, Indianapolis	Dec. 5, 1987	UK 82, Indiana 76
6.	41,071	RCA Dome, Indianapolis	Dec. 2, 1995	UK 89, Indiana 82
T7.	40,589	Tropicana Field, St. Petersburg	March 20, 1998	UK 94, UCLA 68
T7.	40,589	Tropicana Field, St. Petersburg	March 22, 1998	UK 86, Duke 84
T9.	40,509	Alamodome, San Antonio	March 28, 1998	UK 86, Stanford 85*
T9.	40,509	Alamodome, San Antonio	March 30, 1998	UK 78, Utah 69
11.	40,128	RCA Dome, Indianapolis	Dec. 2, 1989	Indiana 71, UK 69
12.	38,504	RCA Dome, Indianapolis	Dec. 6, 1997	UK 75, Indiana 72
13.	38,471	Kingdome, Seattle	March 31, 1984	Georgetown 53, UK 40
14.	38,197	RCA Dome, Indianapolis	Dec. 4, 1993	Indiana 96, UK 84
15.	38,043	RCA Dome, Indianapolis	Dec. 8, 1991	UK 98, Notre Dame 90
16.	34,704	RCA Dome, Indianapolis	Dec. 7, 1992	UK 76, Indiana 74
17.	32,250	RCA Dome, Indianapolis	Nov. 15, 1996	Clemson 79, UK 71*
18.	31,560	Carrier Dome, Syracuse, N.Y.	Feb. 12, 1994	Syracuse 93, UK 85
19.	30,695	Carrier Dome, Syracuse, N.Y.	Feb. 26, 1989	Syracuse 89, UK 73

** Overtime*

Streaks & Overtime Games

ALL-TIME WINNING STREAKS

Overall

No.	Began	Ended
32	Dec. 5, 1953 vs. Temple (H) 86-59	Jan. 8, 1955 vs. Georgia Tech (H) 58-59
27	Dec. 2, 1995 vs. Indiana (N) 89-82	Mar. 10, 1996 vs. Miss. State (N) 73-84
26	Jan. 28, 1946 vs. Georgia Tech (H) 54-26	Dec. 30, 1946 vs. Oklahoma A&M (N) 31-37
25	Feb. 27, 1965 vs. Tennessee (H) 61-60	Mar. 5, 1966 vs. Tennessee (A) 62-69
24	Feb. 6, 1933 vs. Mexico (H) 81-22	Feb. 24, 1934 vs. Florida (N) 32-38
23	Jan. 2, 1952 vs. Mississippi (H) 116-58	Mar. 22, 1952 vs. St. John's (N) 57-64
21	Jan. 11, 1949 vs. Bowling Green (N) 63-61	Mar. 31, 1949 vs. Loyola, Chicago (N) 56-67
21	Dec. 30, 1950 vs. Syracuse (N) 69-59	Mar. 3, 1951 vs. Vanderbilt (N) 57-61
18	Feb. 5, 1948 vs. Alabama (A) 41-31	Mar. 31, 1948 vs. Phillips Oilers (N) 49-53
16	Mar. 1, 1958 vs. Tennessee (A) 77-66	Jan. 6, 1959 vs. Vanderbilt (A) 66-75
16	Dec. 11, 1961 vs. St. Louis (H) 86-77	Feb. 12, 1962 vs. Miss. State (H) 44-49
16	Mar. 15, 1969 vs. Miami Ohio (N) 72-71	Jan. 31, 1970 vs. Vanderbilt (A) 81-87
16	Feb. 21, 1976 vs. Florida (H) 96-89	Dec. 18, 1976 vs. Utah (H) 68-70
16	Feb. 13, 1978 vs. Mississippi (A) 64-52	Dec. 16, 1978 vs, Indiana (A) 67-68

Single Season

No.	Began	Ended
27	Dec. 2, 1995 vs. Indiana (N) 89-82	Mar. 10, 1996 vs. Miss. State (N) 73-84
25*	Dec. 5, 1953 vs. Temple (H) 86-59	Mar. 1, 1954 vs. Alabama (A) 68-43
23	Jan. 2, 1952 vs. Ole Miss (N) 116-58	Mar. 22, 1952 vs. St. John's (N) 57-64
23	Dec. 1, 1965 vs. Hardin-Simmons (H) 83-55	Mar. 5, 1966 vs. Tennessee (A) 62-69
21	Jan. 11, 1949 vs. Bowling Green (N) 63-61	Mar. 14, 1949 vs. Loyola, Chicago (N) 56-67
21	Dec. 30, 1950 vs. Syracuse (N) 69-59	Mar. 3, 1951 vs. Vanderbilt (N) 57-61

Homecourt

No.	Began	Ended
129	Jan. 4, 1943 vs. Ft. Knox 64-30	Jan. 8, 1955 vs. Georgia Tech 58-59
39	Jan. 10, 1933 vs. South Carolina 44-36	Feb. 22, 1936 vs. Creighton 29-31
33	Jan. 29, 1992 vs. Ole Miss 96-78	Feb. 9, 1994 vs Arkansas 82-90
30	Dec. 1, 1980 vs. East Tennessee 62-57	Mar. 6, 1982 vs. Alabama 46-48
28	Dec. 21, 1957 vs. Minnesota 78-58	Dec. 19, 1959 vs. West Virginia 70-79
28	Dec. 20, 1968 vs. Michigan 112-104	Dec. 19, 1970 vs. Purdue 83-89
27	Jan. 11, 1930 vs. Creighton 25-21	Feb. 20, 1932 vs. Vanderbilt 31-32
27	Feb. 18, 1995 vs. Florida 87-77	Mar. 2, 1997 vs. South Carolina 66-72
26	Jan. 22, 1977 vs. LSU 87-72	Dec. 22, 1978 vs. Texas A&M 69-73
24	Feb. 28, 1985 vs. Tennessee 92-67	Jan. 7, 1987 vs. Alabama 55-69
23	Jan. 17, 1983 vs. Florida 70-63	Dec. 4, 1984 vs. SMU 54-56
22	Jan. 10, 1990 vs. Florida 89-81	Nov. 22, 1991 vs. Pittsburgh 67-85

Biggest Wins

Margin	Opponent (Site)	Score	Date
77	Georgia (Louisville)	143-66	Feb. 27, 1956
74	Tennessee-Martin (H)	124-50	Nov. 26, 1994
72	Wabash (H)	96-24	Dec. 28, 1946
72	Western Ontario (H)	90-18	Dec. 10, 1949
69	Oglethorpe (H)	81-12	Dec. 13, 1934
69	Arkansas State (H)	75-6	Jan. 8, 1945
69	Vanderbilt (Louisville)	98-29	Feb. 27, 1947
66	Auburn (Louisville)	84-18	Feb. 28, 1947
65	Texas A&M (H)	83-18	Dec. 14, 1946
64	Morehead State (H)	96-32	Dec. 16, 1995
61	Tennessee (H)	101-40	Mar. 12, 1993
59	Mexico U. (H)	81-22	Feb. 6, 1933
58	Mississippi (Owensboro)	116-58	Jan. 2, 1952

Biggest Losses

Margin	Opponent (Site)	Score	Date
70	Central (A)	17-87	Jan. 28, 1910
55	Kansas (A)	95-150	Dec. 9, 1989
47	Wabash (A)	10-57	Jan. 6, 1925
42	Central (A)	9-51	Mar. 11, 1910
41	Rose Poly (A)	11-52	Feb. 10, 1910
39	City College of New York (N)	50-89	Mar. 14, 1950
38	Cincinnati (H)	10-48	Dec. 18, 1926
37	Christ Church, Cin. (A)	17-54	Feb. 15, 1906
35	Louisiana State (H)	41-76	Jan. 18, 1987
32	Georgia Tech (A)	16-48	Jan. 22, 1927
30	Cincinnati (A)	17-47	Feb. 7, 1910
30	Maryland (A)	7-37	Jan. 19, 1928
30	Vanderbilt (A)	51-81	Feb. 8, 1989

UK registered 25 wins during its undefeated season of 1953-54. The team declined a bid to the NCAA Tournament.

Overtime Games

Date	Opponent	Result	
Feb. 12, 1907	Central	L	23-25*
Jan. 8, 1910	Kentucky Wesleyan	W	14-12*
Feb. 21, 1918	Centre	W	22-20***
Mar. 6, 1920	Centre	L	18-20*
Feb. 13, 1922	Virginia	L	30-32*
Dec. 21, 1928	Miami, Ohio	W	43-42***
Feb. 1, 1929	Mississippi A & M	W	25-23*
Jan. 31, 1930	Tennessee	L	24-29*
Feb. 22, 1930	Washington & Lee	W	28-26*
Feb 1, 1930	Georgia	W	22-21*
Jan. 31, 1931	Tennessee	W	36-32*
Dec. 15, 1936	Xavier	W	34-28*
Fab. 18, 1939	Tennessee	W	36-34**
Mar. 1, 1940	Tennessee	W	30-29*
Dec. 23, 1944	Ohio State	W	53-48*
Jan. 1, 1945	Long Island	W	62-52*
Jan. 27, 1945	Notre Dame	L	58-59*
Dec. 29, 1949	Villanova	W	57-56*
Dec. 29, 1950	St. Louis	L	42-43*
Dec. 7, 1957	Temple	W	85-83***
Feb. 22, 1958	Alabama	W	45-43*
Dec. 15, 1958	Maryland	W	58-56*
Dec. 14, 1959	Kansas	W	77-72*
Dec. 22, 1960	St. Louis	L	72-74*
Jan. 5, 1963	Georgia Tech	L	85-86**
Jan. 19, 1963	Tennessee	L	69-78*
Jan. 10, 1966	Georgia	W	69-65**
Dec. 5, 1966	Illinois	L	97-98*
Jan. 5, 1967	Vanderbilt	L	89-91*
Jan. 23, 1967	Tennessee	L	50-52**
Feb. 11, 1967	Mississippi State	L	72-77*
Jan. 27, 1969	Alabama	W	83-70*
Dec. 12, 1970	Indiana	W	95-93*
Dec. 11, 1971	Indiana	L	89-90**
Feb. 5, 1972	Vanderbilt	W	85-80*
Feb. 12, 1973	Mississippi State	W	100-87*
Mar. 15, 1973	Austin Peay	W	106-100*
Feb. 11, 1974	Auburn	L	97-99*
Dec. 15, 1975	Indiana	L	68-77*
Jan. 10, 1976	Tennessee	L	88-90*
Jan. 26, 1976	Auburn	L	84-91*
Mar. 8, 1976	Mississippi State	W	94-93*
Jan. 3, 1977	Georgia	W	64-59*
Jan. 12, 1977	Tennessee	L	67-71*
Feb. 11, 1978	LSU	L	94-95*
Dec. 9, 1978	Kansas	W	67-66*
Dec. 16, 1978	Indiana	L	67-68*
Jan. 25, 1979	Auburn	W	86-83*
Mar. 3, 1979	Tennessee	L	69-75*
Mar. 7, 1979	Clemson	L	67-68*
Nov. 17, 1979	Duke	L	76-82*
Feb. 24, 1980	LSU	W	76-74*
Jan. 31, 1981	Georgia	W	71-68**
Dec. 12, 1981	Kansas	W	77-74*
Dec. 29, 1981	Notre Dame	W	34-28*
Feb. 3, 1982	Auburn	L	81-83*
Jan. 10, 1983	Mississippi State	W	59-53*
Jan. 22, 1983	Vanderbilt	W	82-77*
Mar. 26, 1983	Louisville	L	68-80*
Feb. 2, 1985	Auburn	W	49-47*
Feb. 11, 1987	Tennessee	W	91-84*
Dec. 5, 1987	Indiana	W	82-76*
Dec. 23, 1989	Southwestern Louisiana	L	113-116*
Mar. 28, 1992	Duke	L	103-104*
Apr. 3, 1993	Michigan	L	78-81*
Jan. 8, 1994	Georgia	L	90-94*
Mar. 12, 1995	Arkansas	W	95-93*
Nov. 15, 1996	Clemson	L	71-79*
Feb. 4, 1997	South Carolina	L	79-84*
Mar. 31, 1997	Arizona	L	79-84*
Jan. 17, 1998	Arkansas	W	80-77*
Mar. 28, 1998	Stanford	W	86-85*
TOTAL	72 GAMES		39-33

* *One Overtime* ** *Two Overtimes* *** *Three Overtimes*

Year-By-Year Team Statistics

	G	FGM	FGA	Pct.	3PM	3PA	Pct.	FTM	FTA	Pct.	REB	Avg.	PF	D	A	TO	BS	ST	PTS	Avg.
1945-46																				
UK	30	725						371	613	60.5			469						1821	60.7
Opponents	30																		1194	39.8
1946-47																				
UK	37	101	3232	31.5				500	781	64.0			682						2536	68.5
Opponents	37																		1416	38.3
1947-48																				
UK	39	1082	3465	31.2				526	841	62.5			764						2690	69.0
Opponents	39			23.2															1730	44.4
1948-49																				
UK	34	903	2756	32.8				514	728	70.6			636						2320	68.2
Opponents	34	538	2216	24.3				454	756	60.1			635						1530	45.0
1949-50																				
UK	30	823	2485	33.1				443	673	65.8			604						2089	69.6
Opponents	30	625	2270	27.5				446	725	61.5			558						1696	56.5
1950-51																				
UK	34	1029	3013	34.2				482	744	64.8	2109	62.0	648		471				2540	74.7
Opponents	34	656	2422	27.0				471	786	59.9	1357	39.9	623		265				1783	52.4
1951-52																				
UK	32	1043	2829	36.9				549	865	63.5	1817	56.8	707		497				2635	82.3
Opponents	32	658	2219	29.7				458	786	58.3	1164	36.4	731		188				1774	55.4
1952-53																				
No Schedule (Under Suspension by NCAA)																				
1953-54																				
UK	25	829	2162	38.3				529	780	67.8	1318	52.7	582	35					2187	87.5
Opponents	25	481	1574	30.6				546	872	62.6	851	34.0	500	27					1508	60.3
1954-55																				
UK	26	781	2123	36.8				425	675	63.0	1680	64.6	481						1987	76.4
Opponents	26	527	1741	30.3				534	824	64.8	1120	43.1	400						1588	61.1
1955-56																				
UK	26	826	2078	41.5				473	729	64.9	1502	57.8	490						2197	84.5
Opponents	26	628	1750	35.9				546	828	65.9	1094	42.1	548						1802	69.3
1956-57																				
UK	28	889	2191	40.6				579	829	69.8	1550	55.4	524						2357	84.2
Opponents	28	673	1971	34.1				607	883	68.7	1109	39.6	478						1953	69.8
1957-58																				
UK	29	832	2223	37.3				502	680	73.8	1562	53.9	474						2166	74.7
Opponents	29	690	1945	35.5				437	635	68.8	1227	42.3	494						1817	62.7
1958-59																				
UK	27	778	1922	40.5				570	758	75.2	1361	50.4	513						2126	78.7
Opponents	27	623	1687	36.9				491	720	68.2	1117	41.4	539						1737	64.3
1959-60																				
UK	25	667	1741	38.3				504	700	72.0	1317	52.7	502						1838	73.5
Opponents	25	559	1547	36.1				524	725	72.3	1142	45.7	509						1642	65.7
1960-61																				
UK	28	726	1928	37.7				575	793	72.5	1438	51.4	551						2027	72.4
Opponents	28	663	1665	39.8				532	781	68.1	1233	44.0	546						1858	66.4
1961-62																				
UK	26	822	1895	43.4				497	666	74.6	1399	53.8	483	16	343				2141	82.3
Opponents	26	637	1733	36.8				430	623	69.0	1090	41.9	476	18	168				1704	65.5
1962-63																				
UK	25	724	1786	40.5				445	638	69.7	1284	51.4	461	13	237				1893	75.7
Opponents	25	640	1568	40.8				417	611	68.2	1093	43.7	472	26	119				1697	67.9
1963-64																				
UK	27	936	2096	44.7				454	605	75.0	1355	50.2	520	20	396				2326	86.1
Opponents	27	727	1839	39.5				500	700	71.4	1268	47.0	482	15	141				1954	72.4
1964-65																				
UK	25	796	1771	49.4				517	675	76.6	1103	44.1	504	27	260				2109	84.4
Opponents	25	729	1643	44.4				456	659	69.2	1147	45.9	526	22	153				1914	76.6
1965-66																				
UK	29	1017	2079	48.9				485	648	74.8	1368	47.2	539	18	293				2519	86.9
Opponents	29	770	1916	40.2				488	690	70.7	1205	41.6	515	17	120				2028	69.9
1966-67																				
UK	26	861	1760	48.9				429	559	76.7	1071	41.2	508	21	270				2151	82.7
Opponents	26	775	1698	45.6				462	675	68.4	1105	42.5	430	11	152				2012	77.4
1967-68																				
UK	27	979	2082	47.0				442	624	70.8	1333	49.4	493	7	331				2400	88.9
Opponents	27	831	1903	43.7				443	630	70.3	1212	44.9	518	17	200				2103	77.9
1968-69																				
UK	28	1015	2071	49.0				512	688	74.4	1374	49.1	528	16	499				2542	90.8
Opponents	28	864	1944	44.4				469	685	68.5	1154	41.5	513	17	233				2199	78.5
1969-70																				
UK	28	1099	2205	49.8				511	686	74.5	1390	49.6	548	16	432				2709	96.8
Opponents	28	860	1898	45.3				534	740	72.2	1135	40.5	513	18	215				2254	80.5
1970-71																				
UK	28	1077	2129	50.6				516	688	75.0	1340	47.9	556	13	425				2670	95.4
Opponents	28	915	2080	44.0				543	739	73.5	1245	44.5	537	18	250				2373	84.8
1971-72																				
UK	28	916	1866	49.1				479	655	73.1	1214	43.4	481	20	392	402			2311	82.5
Opponents	28	839	1883	44.6				415	630	65.9	1171	41.8	505	15	275	438			2093	74.8
1972-73																				
UK	28	1002	2070	48.4				337	484	69.6	1292	46.1	536	18	396	447			2341	83.6
Opponents	28	888	1978	45.0				322	491	65.6	1182	42.2	540	24	308	487			2098	74.9

Year-By-Year Team Statistics

	G	FGM	FGA	Pct.	3PM	3PA	Pct.	FTM	FTA	Pct.	REB	Avg.	PF	D	A	TO	BS	ST	PTS	Avg.
1973-74																				
UK	26	845	1699	49.7				348	481	72.3	991	38.1	521	17	324	471			2038	78.4
Opponents	26	835	1743	47.9				317	455	69.7	990	38.1	523	20	306	332			1987	76.4
1974-75																				
UK	31	1197	2412	49.6				464	664	69.9	1442	46.5	767	27	479	552			2858	92.2
Opponents	31	925	2096	44.1				584	828	70.5	1274	41.1	633	20	367	678			2434	78.5
1975-76																				
UK	30	981	2027	48.4				453	637	71.1	1250	41.7	632	25	394	539			2415	80.5
Opponents	30	938	1998	46.9				469	667	70.3	1098	36.6	625	27	353	511			2345	78.2
1976-77																				
UK	30	1009	2015	50.1				491	697	70.5	1249	41.6	648	15	513	480			2509	83.6
Opponents	30	818	1828	44.9				434	608	71.4	1036	34.5	682	38	432	595			2070	69.1
1977-78																				
UK	32	1040	1922	54.1				613	808	75.9	1171	36.6	733	18	554	544			2693	84.2
Opponents	32	878	1889	46.5				478	718	66.6	1000	31.3	756	50	512	568			2234	69.8
1978-79																				
UK	31	890	1799	49.5				666	858	77.6	1034	33.4	715	30	392	464	59	208	2446	78.9
Opponents	31	886	1788	49.6				508	719	70.7	995	32.1	838	53	435	532	90	191	2280	73.6
1979-80																				
UK	35	1038	2022	51.3				609	802	75.9	1265	36.1	755	32	538	564	125	216	2685	76.7
Opponents	35	880	1971	44.7				563	794	70.9	1052	30.1	753	33	440	551	77	242	2323	66.4
1980-81																				
UK	28	781	1602	48.8				478	664	72.0	995	35.5	616	22	402	356	122	143	2040	72.9
Opponents	28	651	1494	43.6				458	640	71.6	899	32.1	616	20	333	236	48	154	1760	62.9
1981-82																				
UK	30	827	1618	51.1				545	727	75.0	940	31.3	571	15	460	403	86	171	2199	73.3
Opponents	30	786	1681	46.8				421	604	69.7	926	30.9	639	36	439	272	86	176	1993	66.4
1982-83																				
UK	31	869	1564	55.6				448	625	71.7	959	30.9	544	10	499	461	124	168	2186	70.5
Opponents	31	776	1788	43.4				385	560	68.8	950	30.6	616	28	415	405	63	277	1937	62.5
1983-84																				
UK	34	900	1749	51.5				518	721	71.8	1157	34.0	618	13	562	495	158	176	2318	68.2
Opponents	34	796	1894	42.0				383	576	66.5	1024	30.1	696	32	438	481	61	199	1975	58.1
1984-85																				
UK	31	773	1693	45.7				491	680	72.2	1035	33.4	600	23	441	384	78	174	2037	65.7
Opponents	31	785	1661	47.3				406	579	70.1	984	31.7	638	19	474	392	60	179	1976	63.7
1985-86																				
UK	36	1030	2003	51.4				606	841	72.1	1191	33.1	642	12	612	442	97	280	2666	74.1
Opponents	36	886	1914	46.3				432	602	71.8	1031	28.6	759	28	442	548	86	192	2210	61.4
1986-87																				
UK	29	747	1597	46.8	152	409	37.2	319	509	62.7	903	31.1	531	16	387	398	77	206	1965	67.8
Opponents	29	737	1550	47.5	83	228	36.4	387	545	71.0	963	33.2	532	23	381	458	72	183	1944	67.0
1987-88																				
UK	33	963	1971	48.9	98	269	36.4	604	797	75.8	1163	35.2	529	11	502	420	104	246	2628	79.6
Opponents	33	883	1947	45.4	138	389	35.5	365	508	71.9	1049	31.8	673	23	454	530	68	198	2269	68.8
1988-89																				
UK	32	856	1791	47.8	108	302	35.8	400	575	59.6	1056	33.0	596	22	499	494	110	228	2220	69.4
Opponents	32	849	1833	46.3	167	478	34.9	451	645	69.9	1079	33.7	569	15	480	454	69	264	2316	72.4
1989-90																				
UK	28	868	1978	43.9	281	810	34.7	470	644	73.0	996	35.6	664	25	489	403	104	309	2487	88.8
Opponents	28	868	1763	49.2	167	436	38.3	558	782	71.4	1211	43.3	556	11	494	593	96	206	2461	87.9
1990-91																				
UK	28	834	1888	44.2	242	715	33.8	495	685	72.3	1049	37.5	651	18	482	437	120	291	2405	85.9
Opponents	28	760	1659	45.8	99	304	32.6	567	805	70.4	1126	40.2	580	11	349	583	108	214	2186	78.1
1991-92																				
UK	36	1062	2222	47.8	317	888	35.7	645	892	72.3	1226	34.1	837	30	661	542	121	368	3086	85.7
Opponents	36	920	2013	45.7	125	415	30.1	715	1019	70.2	1289	35.8	769	28	427	708	148	279	2680	74.4
1992-93																				
UK	34	1048	2184	48.0	340	862	39.4	539	784	68.8	1364	40.1	776	20	665	541	160	323	2975	87.5
Opponents	34	807	1917	42.1	139	420	33.1	621	940	66.1	1161	34.1	679	16	398	620	116	268	2374	69.8
1993-94																				
UK	34	1027	2195	46.8	301	857	35.1	597	875	68.2	1303	38.3	762	30	648	533	195	394	2952	86.8
Opponents	34	862	2041	42.2	189	566	33.4	624	917	68.0	1326	39.0	721	18	461	695	111	250	2537	74.6
1994-95																				
UK	33	1016	2211	46.0	276	736	37.5	576	801	71.9	1338	40.5	734	12	647	489	176	347	2884	87.4
Opponents	33	764	1889	40.4	165	517	31.9	585	856	58.3	1220	37.0	667	21	418	690	137	220	2278	69.0
1995-96																				
UK	36	1198	2461	48.7	266	670	39.7	630	883	71.3	1501	41.7	729	10	783	554	176	435	3292	91.4
Opponents	36	885	2135	41.5	191	569	33.6	536	799	67.1	1289	35.8	748	30	487	799	141	256	2497	69.4
1996-97																				
UK	40	1238	2631	47.1	287	777	36.9	562	824	68.2	1575	39.4	802	26	776	589	203	480	3325	83.1
Opponents	40	854	2147	39.8	185	589	31.4	619	922	67.1	1367	34.2	731	19	484	907	99	256	2512	62.8
1997-98																				
UK	39	1161	2409	48.2	250	681	36.7	551	816	67.5	1640	42.1	722	7	691	583	240	341	3123	80.1
Opponents	39	892	2324	38.4	281	812	34.6	547	804	68.0	1321	33.9	721	21	485	636	109	271	2612	67.0

1000-Point Scorers



1. DAN ISSEL - 2,138 Points

Year	G	FGM	FGA	Pct.	FTM	FTA	Pct.	TP	Avg.
1967-68	27	171	390	43.8	102	154	66.2	444	16.4
1968-69	28	285	534	53.4	176	232	75.9	746	26.6
1969-70	28	369	667	55.3	210	275	76.4	948	33.9
Totals	83	825	1591	51.9	488	661	73.8	2138	25.8



2. KENNY WALKER - 2,080 Points

Year	G	FGM	FGA	Pct.	FTM	FTA	Pct.	TP	Avg.
1982-83	31	88	144	61.1	51	77	66.2	227	7.3
1983-84	34	171	308	55.5	80	109	73.4	422	12.4
1984-85	31	246	440	55.9	218	284	76.8	710	22.9
1985-86	36	260	447	58.2	201	263	76.4	721	20.0
Totals	132	765	1339	57.1	550	733	75.0	2080	15.8



3. JACK GIVENS - 2,038 Points

Year	G	FGM	FGA	Pct.	FTM	FTA	Pct.	TP	Avg.
1974-75	31	126	255	49.4	40	54	74.1	292	9.4
1975-76	30	243	494	49.2	116	140	82.9	602	20.1
1976-77	30	236	459	51.4	94	113	83.2	566	18.9
1977-78	32	238	430	55.4	102	134	76.2	578	18.1
Totals	123	843	1638	51.5	352	441	79.8	2038	16.6



4. TONY DELK - 1,890 Points

Year	G	FGM	FGA	Pct.	FTM	FTA	Pct.	TP	Avg.
1992-93	30	47	104	45.2	24	33	72.7	136	4.6
1993-94	34	200	440	45.5	69	108	63.9	564	16.6
1994-95	33	207	433	47.8	60	89	67.4	551	16.7
1995-96	36	229	464	49.4	88	110	80.0	639	17.8
Totals	133	683	1441	47.4	241	340	70.9	1890	14.2



5. JAMAL MASHBURN - 1,843 Points

Year	G	FGM	FGA	Pct.	FTM	FTA	Pct.	TP	Avg.
1990-91	28	137	289	47.4	64	88	72.7	362	12.9
1991-92	36	279	492	56.7	151	213	70.9	767	21.3
1992-93	34	259	526	49.2	130	194	67.0	714	21.0
Totals	98	675	1307	51.6	345	495	69.7	1843	18.8



6. KEVIN GREVEY - 1,801 Points

Year	G	FGM	FGA	Pct.	FTM	FTA	Pct.	TP	Avg.
1972-73	28	236	441	53.5	52	76	68.4	524	18.7
1973-74	25	232	457	50.8	83	100	83.0	547	21.9
1974-75	31	303	592	51.2	124	157	79.0	730	23.6
Totals	84	771	1490	51.7	259	333	77.8	1801	21.4

1000-Point Scorers

7. COTTON NASH - 1,770 Points



Year	G	FGM	FGA	Pct.	FTM	FTA	Pct.	TP	Avg.
1961-62	26	221	489	45.2	166	218	76.1	608	23.4
1962-63	25	176	471	37.3	162	236	68.6	514	20.6
1963-64	27	248	588	42.1	152	198	76.7	648	24.0
Totals	78	645	1548	41.7	480	652	73.6	1770	22.7

8. ALEX GROZA - 1,744 points



Year	G	FGM	FGA	Pct.	FTM	FTA	Pct.	TP	Avg.
1944-45	10	62			41	57	71.9	165	16.5
1946-47	37	146	372	38.2	101	160	63.1	393	10.6
1947-48	39	200	530	37.7	88	140	62.9	488	12.5
1948-49	34	259	612	42.3	180	248	72.6	698	20.5
Totals	120	667			410	605	67.8	1744	14.5

9. ED DAVENDER - 1,637 Points



Year	G	FGM	FGA	Pct.	FTM	FTA	Pct.	TP	Avg.
1984-85	31	93	226	41.2	78	106	73.6	264	8.5
1985-86	36	155	354	43.8	104	131	79.4	414	11.5
1986-87	29	160	357	44.8	107	145	73.8	442	15.2
1987-88	33	173	371	46.6	149	171	87.1	517	19.0
Totals	129	581	1308	44.4	438	553	79.2	1637	12.7

10. LOUIE DAMPIER - 1,575 Points



Year	G	FGM	FGA	Pct.	FTM	FTA	Pct.	TP	Avg.
1964-65	25	171	334	51.2	84	100	84.0	426	17.0
1965-66	29	249	482	51.6	114	137	83.2	612	21.1
1966-67	26	219	443	49.4	99	119	83.1	537	20.6
Totals	80	639	1259	50.8	297	356	83.4	1575	19.7

11. MIKE CASEY - 1,535 Points



Year	G	FGM	FGA	Pct.	FTM	FTA	Pct.	TP	Avg.
1967-68	27	231	474	48.9	79	96	82.3	541	20.0
1968-69	28	228	494	46.2	78	103	75.7	534	19.1
1970-71	27	188	373	50.4	84	108	77.8	460	17.0
Totals	82	647	1341	48.2	241	307	78.5	1535	18.7

12. RALPH BEARD - 1,517 Points



Year	G	FGM	FGA	Pct.	FTM	FTA	Pct.	TP	Avg.
1945-46	30	111			57	110	51.8	279	9.3
1946-47	37	157	469	33.5	78	115	76.8	392	10.6
1947-48	38	194	536	36.2	88	149	59.1	476	12.5
1948-49	34	144	481	29.9	82	115	71.3	370	10.9
Totals	139	606			305	289	62.4	1517	10.9

1000-Point Scorers



13. MELVIN TURPIN - 1,509 Points

Year	G	FGM	FGA	Pct.	FTM	FTA	Pct.	TP	Avg.
1980-81	28	50	95	52.6	31	44	70.5	131	4.7
1981-82	30	160	275	58.2	72	106	67.9	392	13.1
1982-83	31	192	311	61.7	84	125	67.2	468	15.1
1983-84	34	224	378	59.3	70	94	74.5	518	15.2
Totals	123	626	1059	59.1	257	369	69.6	1509	12.3



14. CLIFF HAGAN - 1,475 Points

Year	G	FGM	FGA	Pct.	FTM	FTA	Pct.	TP	Avg.
1950-51	20	69	188	36.7	45	61	73.8	183	9.2
1951-52	32	264	633	41.7	164	235	69.8	692	21.6
1953-54	25	234	514	45.5	132	191	69.1	600	24.0
Totals	77	567	1335	42.5	341	487	70.0	1475	19.2



15. PAT RILEY - 1,464 Points

Year	G	FGM	FGA	Pct.	FTM	FTA	Pct.	TP	Avg.
1964-65	25	160	370	43.2	55	89	61.8	375	15.0
1965-66	29	265	514	51.5	107	153	69.9	637	21.9
1966-67	26	165	373	44.2	122	156	78.2	452	17.4
Totals	80	590	1257	46.9	284	398	71.4	1464	18.3



16. JOHNNY COX - 1,461 Points

Year	G	FGM	FGA	Pct.	FTM	FTA	Pct.	TP	Avg.
1956-57	28	203	490	41.4	138	180	76.7	544	19.4
1957-58	29	173	471	36.7	86	115	74.8	432	14.9
1958-59	27	188	464	40.5	109	146	74.6	485	17.9
Totals	84	564	1425	40.0	333	441	75.5	1461	17.4



17. KYLE MACY - 1,411 Points

Year	G	FGM	FGA	Pct.	FTM	FTA	Pct.	TP	Avg.
1977-78	32	143	267	53.6	115	129	89.2	401	12.5
1978-79	31	179	355	50.4	112	129	86.8	470	15.2
1979-80	35	218	415	52.5	104	114	91.2	540	15.4
Totals	98	540	1037	52.1	331	372	89.0	1411	14.4



18. WINSTON BENNETT - 1,399 Points

Year	G	FGM	FGA	Pct.	FTM	FTA	Pct.	TP	Avg.
1983-84	34	67	156	42.9	88	126	69.8	222	6.5
1984-85	30	82	191	42.9	52	77	67.5	216	7.2
1985-86	36	171	338	50.6	115	158	72.8	457	12.7
1987-88	33	195	380	51.3	113	155	72.9	504	15.3
Totals	133	515	1065	48.4	368	516	71.3	1399	10.5

1000-Point Scorers

19. RICK ROBEY - 1,395 Points



Year	G	FGM	FGA	Pct.	FTM	FTA	Pct.	TP	Avg.
1974-75	31	135	248	54.4	51	63	81.0	321	10.4
1975-76	12	73	130	56.2	41	56	73.2	187	15.6
1976-77	30	158	276	57.3	111	161	68.9	427	14.2
1977-78	32	167	263	63.5	126	175	72.0	460	14.4
Totals	105	533	917	58.1	329	455	72.3	1395	13.3

20. MIKE PHILLIPS - 1,367 Points



Year	G	FGM	FGA	Pct.	FTM	FTA	Pct.	TP	Avg.
1974-75	31	108	212	50.9	26	47	55.3	242	7.8
1975-76	30	199	367	54.2	69	117	59.0	467	15.6
1976-77	28	144	261	55.2	54	88	61.4	342	12.2
1977-78	31	125	210	59.5	66	87	75.9	316	10.2
Totals	120	576	1050	54.9	215	339	63.4	1367	11.4

21. MIKE PRATT - 1,359 Points



Year	G	FGM	FGA	Pct.	FTM	FTA	Pct.	TP	Avg.
1967-68	27	152	334	45.5	76	111	68.5	380	14.1
1968-69	26	173	321	53.9	93	132	70.5	439	16.9
1969-70	28	219	470	46.6	102	145	70.3	540	10.3
Totals	81	544	1125	48.4	271	388	69.8	1359	16.8

22. FRANK RAMSEY - 1,344 Points



Year	G	FGM	FGA	Pct.	FTM	FTA	Pct.	TP	Avg.
1950-51	34	135	413	32.7	75	123	60.9	345	10.1
1951-52	32	185	470	39.3	139	214	64.9	509	15.9
1953-54	25	179	430	41.6	132	181	72.9	490	19.6
Totals	91	499	1313	38.0	346	518	66.8	1344	14.8

23. JIM ANDREWS - 1,320 Points



Year	G	FGM	FGA	Pct.	FTM	FTA	Pct.	TP	Avg.
1970-71	24	64	122	52.5	28	45	62.2	156	6.5
1971-72	28	236	409	57.7	130	186	69.9	602	21.5
1972-73	28	243	434	56.0	76	110	69.1	562	20.1
Totals	80	543	965	56.3	234	341	68.6	1320	16.5

24. SAM BOWIE - 1,285 Points



Year	G	FGM	FGA	Pct.	FTM	FTA	Pct.	TP	Avg.
1979-80	34	165	311	53.1	110	144	76.4	440	12.9
1980-81	28	185	356	52.0	118	164	72.0	488	17.4
1983-84	34	133	258	51.6	91	126	72.2	357	10.5
Totals	96	483	925	52.2	319	434	73.5	1285	13.4

1000-Point Scorers



25. JIM MASTER - 1,283 Points

Year	G	FGM	FGA	Pct.	FTM	FTA	Pct.	TP	Avg.
1980-81	27	64	142	45.1	48	56	85.7	176	6.5
1981-82	30	153	315	48.1	95	106	89.6	401	13.4
1982-83	31	166	313	53.0	56	69	81.2	388	12.5
1983-84	33	129	284	45.4	60	74	81.1	318	9.6
Totals	121	512	1054	48.6	259	305	84.9	1283	10.6



26. JOHN PELPHREY - 1,257 Points

Year	G	FGM	FGA	Pct.	FTM	FTA	Pct.	TP	Avg.
1988-89	22	14	24	40.0	8	13	61.5	38	1.7
1989-90	28	112	259	43.2	97	129	75.2	365	13.0
1990-91	28	131	303	43.2	80	102	78.4	404	14.4
1991-92	36	145	296	49.0	108	139	77.7	450	12.5
Totals	114	402	882	45.6	293	383	76.5	1257	11.0



27. TOM PARKER - 1,238 Points

Year	G	FGM	FGA	Pct.	FTM	FTA	Pct.	TP	Avg.
1969-70	25	117	232	50.4	26	35	74.3	260	10.4
1970-71	28	209	413	50.6	74	91	81.3	492	17.6
1971-72	27	203	429	47.3	80	101	79.2	486	18.0
Totals	80	529	1074	49.3	180	227	79.3	1238	15.5



28. DERON FELDHAUS - 1,231 Points

Year	G	FGM	FGA	Pct.	FTM	FTA	Pct.	TP	Avg.
1988-89	32	48	100	48.0	20	31	64.5	118	3.7
1989-90	28	135	273	49.5	101	134	75.4	403	14.4
1990-91	28	106	203	52.2	60	88	69.3	301	10.8
1991-92	36	138	290	47.6	85	107	79.4	409	11.4
Totals	124	427	866	49.3	267	360	74.2	1231	9.6



29. DERRICK HORD - 1,220 Points

Year	G	FGM	FGA	Pct.	FTM	FTA	Pct.	TP	Avg.
1979-80	35	78	166	47.0	49	64	76.6	205	5.9
1980-81	28	97	239	40.6	54	72	75.0	248	8.9
1981-82	30	194	394	49.2	102	131	77.9	490	16.3
1982-83	31	106	211	50.2	65	79	82.3	277	8.9
Totals	124	475	1010	47.0	270	346	78.0	1220	9.8



30. BILL SPIVEY - 1,213 Points

Year	G	FGM	FGA	Pct.	FTM	FTA	Pct.	TP	Avg.
1949-50	30	255	619	36.3	128	176	72.7	578	19.3
1950-51	33	252	632	39.9	131	211	62.0	635	19.2
Totals	63	477	1251	38.1	259	387	66.9	1213	19.3

1000-Point Scorers

31. RODRICK RHODES - 1,209 Points



Year	G	FGM	FGA	Pct.	FTM	FTA	Pct.	TP	Avg.
1992-93	33	101	224	45.1	70	101	69.3	299	9.1
1993-94	33	142	326	43.6	167	215	77.7	483	14.6
1994-95	33	130	333	39.0	128	164	78.0	427	12.9
Totals	99	373	883	42.2	365	480	76.0	1209	12.2

32. REGGIE HANSON - 1,171 Points



Year	G	FGM	FGA	Pct.	FTM	FTA	Pct.	TP	Avg.
1987-88	16	6	17	35.3	9	10	90.0	21	1.3
1988-89	29	114	222	51.4	57	76	75.0	289	9.8
1989-90	28	165	332	49.7	94	127	74.0	459	16.4
1990-91	28	142	274	51.8	103	145	71.0	402	14.4
Totals	101	427	845	50.5	263	357	73.7	1171	11.6

33. DERRICK MILLER - 1,156 Points



Year	G	FGM	FGA	Pct.	FTM	FTA	Pct.	TP	Avg.
1986-87	29	55	141	39.0	6	14	42.9	151	5.2
1987-88	16	8	38	21.1	2	3	66.7	21	1.3
1988-89	32	170	373	45.6	52	71	73.2	446	13.9
1989-90	28	198	502	39.4	43	57	75.4	538	19.2
Totals	105	431	1054	40.9	103	145	71.0	1156	11.0

34. VERNON HATTON - 1,153 Points



Year	G	FGM	FGA	Pct.	FTM	FTA	Pct.	TP	Avg.
1955-56	26	123	249	49.4	100	150	66.7	346	13.3
1956-57	21	112	255	43.9	87	119	73.1	311	14.8
1957-58	29	192	458	41.9	112	144	77.8	496	17.1
Totals	76	427	962	44.4	299	413	72.4	1153	15.2

35. WALLACE JONES - 1,151 Points



Year	G	FGM	FGA	Pct.	FTM	FTA	Pct.	TP	Avg.
1945-46	30	105			80	126	63.5	290	9.7
1946-47	29	87	302	28.8	43	78	55.1	217	7.5
1947-48	36	133	427	31.3	69	103	67.0	335	9.3
1948-49	32	130	440	29.5	49	75	65.3	309	9.7
Totals	127	455			241	382	63.1	1151	9.1

36. JEFF SHEPPARD - 1,091 Points



Year	G	FGM	FGA	Pct.	FTM	FTA	Pct.	TP	Avg.
1993-94	29	40	72	55.6	20	31	64.5	107	3.7
1994-95	33	99	225	44.0	49	65	75.4	275	8.3
1995-96	34	65	125	52.0	36	58	62.1	188	5.5
1997-98	38	186	419	44.4	78	111	70.3	521	13.7
Totals	134	390	841	46.4	183	265	69.1	1091	8.1

1000-Point Scorers



37. BILLY RAY LICKERT - 1,076 Points

Year	G	FGM	FGA	Pct.	FTM	FTA	Pct.	TP	Avg.
1958-59	25	126	291	43.2	86	117	73.5	338	12.5
1959-60	20	110	274	40.1	68	95	71.6	288	14.4
1960-61	28	166	395	42.0	118	152	77.6	450	16.0
Totals	73	402	960	41.9	272	364	74.7	1076	14.7



38. REX CHAPMAN - 1,073 Points

Year	G	FGM	FGA	Pct.	FTM	FTA	Pct.	TP	Avg.
1986-87	29	173	390	44.4	50	68	73.5	464	16.0
1987-88	32	231	461	50.1	81	102	79.4	609	19.0
Totals	61	404	851	47.5	131	170	77.1	1073	17.6



39. DIRK MINNIEFIELD - 1,069 Points

Year	G	FGM	FGA	Pct.	FTM	FTA	Pct.	TP	Avg.
1979-80	34	68	142	47.9	35	49	71.4	171	5.0
1980-81	28	118	213	55.4	55	63	87.3	291	10.4
1981-82	30	128	251	51.0	84	111	75.7	340	11.3
1982-83	31	108	199	54.3	51	68	75.0	267	8.6
Totals	123	422	805	52.4	225	291	77.3	1069	8.7



40. JIM LINE - 1,041 Points

Year	G	FGM	FGA	Pct.	FTM	FTA	Pct.	TP	Avg.
1946-47	35	86	209	41.1	27	40	67.5	199	5.7
1947-48	38	107	296	36.1	51	62	82.2	265	7.0
1948-49	32	70	195	35.8	43	51	84.3	183	5.7
1949-50	30	155	369	42.0	84	122	69.6	394	13.1
Totals	135	418	1069	39.1	205	275	74.5	1041	7.7



41. BOB BURROW - 1,023 Points

Year	G	FGM	FGA	Pct.	FTM	FTA	Pct.	TP	Avg.
1954-55	26	198	473	41.9	99	159	62.3	495	19.0
1955-56	25	207	463	44.7	114	171	66.7	528	21.1
Totals	51	405	936	43.3	213	330	64.5	1023	20.1



42. RON MERCER - 1,013 Points

Year	G	FGM	FGA	Pct.	FTM	FTA	Pct.	TP	Avg.
1995-96	36	107	234	45.7	51	65	78.5	288	8.0
1996-97	40	297	603	49.3	82	105	78.1	725	18.1
Totals	76	404	837	48.3	133	170	78.2	1013	13.3

1000-Point Scorers

43. JIMMY DAN CONNER - 1,009 Points



Year	G	FGM	FGA	Pct.	FTM	FTA	Pct.	TP	Avg.
1972-73	28	136	286	47.6	41	66	62.1	313	11.2
1973-74	26	128	246	52.0	56	83	67.5	312	12.0
1974-75	31	171	338	50.6	42	69	60.9	384	12.4
Totals	85	435	870	50.0	139	218	63.8	1009	11.9

44. BOBBY WATSON - 1,001 Points



Year	G	FGM	FGA	Pct.	FTM	FTA	Pct.	TP	Avg.
1949-50	30	84	269	31.2	59	90	65.5	227	7.6
1950-51	34	151	460	32.8	51	68	75.0	353	10.4
1951-52	32	184	517	35.6	53	80	66.2	421	13.1
Totals	96	419	1246	33.6	163	238	68.5	1001	10.4

Most Points in First Varsity Game (Since 1947-48)

	Name	Class	Points	Date	Opponent
1.	Mike Casey	SO	28	12-2-67	vs. Michigan
2.	Cotton Nash	SO	25	12-2-61	vs. Miami (OH)
3.	Sam Bowie	FR	22	11-17-79	vs. Duke
4.	Roger Newman	SR	20	12-1-60	vs. VMI
t5.	Louie Dampier	SO	18	12-4-64	vs. Iowa
t5.	Dan Issel	SO	18	12-2-67	vs. Michigan
t5.	Rex Chapman	FR	18	11-29-86	vs. Austin Peay
8.	Pat Riley	SO	17	12-4-64	vs. Iowa
t9.	Bill Spivey	SO	16	12-3-49	vs. Indiana Central
t9.	Larry Steele	SO	16	11-30-68	vs. Xavier
t9.	Kyle Macy	SO	16	11-26-77	vs. Southern Methodist
t9.	Rodrick Rhodes	FR	16	12-2-92	vs. Wright State
13.	Antoine Walker	FR	15	11-26-94	vs. UT-Martin

Quickest 1,000 Points (By Games Played)

	Name	Years Played	Games to 1,000	Date	Opponent	Total Points	Total Games
1.	Cotton Nash	1962-64	45	2-2-63	vs. Florida	1770	78
2.	Dan Issel	1968-70	49	2-22-69	vs. LSU	2138	83
3.	Bob Burrow	1955-56	51	3-17-56	vs. Iowa	1023	51
4.	Mike Casey	1968-69, 71	51	3-1-69	vs. Vanderbilt	1535	82
5.	Kevin Grevey	1973-75	51	2-25-74	vs. Florida	1801	98
6.	Bill Spivey	1950-51	52	2-17-51	vs. Tennessee	1213	63
7.	Louie Dampier	1965-67	53	3-18-66	vs. Duke	1575	80
8.	Pat Riley	1965-67	54	3-19-66	vs. Texas Western	1464	80
9.	Cliff Hagan	1951-52, 54	57	12-21-53	vs. Duke	1475	77
10.	Jamal Mashburn	1991-93	59	3-14-92	vs. LSU	1843	98

All-Time Results – 1903-1998

1903 – Won 1, Lost 2.

Coach: Unnamed
Starters: (J. White Guyn & R.H. Arnett, G; Joe Coons, C; H.J. Wurtele & Lee Andrews, F)

Feb. 6	**Georgetown**	**H**	**6**	**15**
Feb. 18	Lex. YMCA	H	11	10
Feb. 20	**Kentucky U.**	**H**	2	42
			19	67

1904 – Won 1, Lost 4.

Coach: Leander E. Andrus, Mgr.
Captain: St. John (Guyn, Arnett, St. John, Wurtele, Coons)

Feb. 4	**Georgetown**	**A**	**11**	**26**
Feb. 11	**Kentucky U.**	**A**	**5**	**12**
Feb. 13	**Georgetown**	**H**	**10**	**22**
Feb. 26	**Kentucky U.**	**A**	**12**	**14**
Mar. 4	Cincinnati	H	25	21
			63	95

*Kentucky University (Transylvania and Georgetown game at UK was called off because of failure to agree on a referee. State College (University of Kentucky) team was present and agreed to play. The offer was accepted and KU won 12-5.

1905–Won 1, Lost 4.

Coach:
Captain: J.M.Coons

Jan. 13	**Georgetown**	**H**	**9**	**14**
Jan. 21	**Cincinnati YMCA**	**H**	**22**	**43**
Jan. 27	Kentucky U.	H	30	29
Feb. 4	**Kentucky U.**	**H**	**1**	**22**
Feb. 22	**Kentucky U.**	**H**	23	33
			85	141

1906–Won 5, Lost 9.

Coach: W.B. Wendt (Mgr.)
Captain: D.P. Branson (Baer, Donan, Barbee, Wilson, Herman)

Jan. 11	Lexington YMCA[1]	H		
Jan. 12	**Miami (Ohio)**	**H**	**10**	**15**
Jan. 19	Central U.	H	15	14
Jan. 20	**Georgetown**	**A**	**9**	**34**
Jan. 26	Central U.	A	17	15
Jan. 27	**Cincinnati**	**H**	**16**	**29**
Feb. 3	**Christ Church, Cin.**	**H**	**24**	**38**
Feb. 9	**Georgetown**	**H**	**22**	**28**
Feb. 12	**New Albany YMCA**	**A**	**12**	**29**
Feb. 13	Vernon College	A	34	14
Feb. 14	Moores Hill	A	32	11
Feb. 15	**Christ Church, Cin.**	**A**	**17**	**54**
Feb. 16	**Cincinnati YMCA**	**A**	**9**	**38**
Feb. 17	**Miami (Ohio)**	**A**	19	29
			236	348

[1]W.B. Wendt on Jan. 9, 1969 verified that State College opened the 1906 season against Kentucky U. in the YMCA. Athletic committees of the two schools had cancelled all games after a fight at a football game in November 1905. Wendt and the Kentucky U. manager agreed to play at the YMCA and list the State College foe as YMCA instead of Kentucky U. State College won but Mr. Wendt didn't remember the score, which he hadn't listed.

1907–Won 3, Lost 6.

Coach: A.M. Kirby (Mgr.)
Captain: J.M. Wilson (Shanklin, Baer, Bryant, Barbee)

Jan. 16	**Lexington YMCA**	**H**	**17**	**25**
Jan. 19	Georgetown	H	16	15
Jan. 25	Central U.	H	22	9
Feb. 12	**Central U.**	**A**	**23**	***25**
Feb. 15	Kentucky U.	H	16	14
Feb. 21	**Georgetown**	**A**	**8**	**19**
Mar. 1	**Lexington YMCA**	**A**	**22**	**41**
Mar. 7	**Kentucky U.**	**A**	**5**	**19**
Mar. 9	**Central U.**	**H**	13	15
			142	182

1907-08–Won 5, Lost 6.

Coach: J.S. Chambers (Mgr.)
Captain: Richard Barbee

Jan. 10	**Lexington YMCA**	**A**	**19**	**29**
Jan. 21	Kentucky U.	H	20	15
Jan. 25	**Central U.**	**A**	**21**	**32**
Feb. 4	Kentucky U.	A	20	15
Feb. 8	Louisville Coliseum	H	29	28
Feb. 10	**Georgetown**	**A**	**22**	**30**
Feb. 13	Central U.	H	31	20
Feb. 15	**Lexington YMCA**	**H**	**19**	**23**
Feb. 22	**Louisville Coliseum**	**A**	**18**	**30**
Mar. 3	Georgetown	H	18	13
Mar. 7	**Central U.**	**A**	10	29
			227	264

1908-09–Won 5, Lost 4.

Mgr: J.S. Chambers
Captain: W.C. Fox

Jan. 9	Lexington High	H	28	9
Jan. 18	**Advent Mem. Club**	**A**	**27**	**41**
Jan. 19	**Cincinnati**	**A**	**25**	**41**
Jan. 27	Central U.	H	24	23
Feb. 6	**Central U.**	**A**	**20**	**35**
Feb. 8	Georgetown	H	43	32
Feb. 15	Georgetown	A	48	19
Feb. 18	Cincinnati	H	28	23
Feb. 26	**Central U.**	**H**	20	26
			263	249

1909-10–Won 4, Lost 8

Coach: R.E. Spahr and E.R. Sweetland
Captain: Bill Rodes

Jan. 8	Ky. Wesleyan	A	14	*12
Jan. 22	Georgetown	H	31	11
Jan. 24	**DePauw**	**H**	**11**	**24**
Jan. 28	**Central**	**A**	**17**	**87**
Feb. 4	**Georgetown**	**A**	**16**	**34**
Feb. 7	**Cincinnati**	**A**	**17**	**47**
Feb. 9	**DePauw**	**A**	**16**	**28**
Feb. 10	**Rose Poly Technic**	**A**	**11**	**52**
Feb. 16	Tennessee	H	26	5
Mar. 5	**Central U.**	**H**	**13**	**31**
Mar. 8	Georgetown	H	24	23
Mar. 11	**Central**	**A**	9	51
			205	405

1910-11–Won 5, Lost 6.

Coach: H.J. Iddings
Captain: J.H. Gaiser

Jan. 13	**Lexington High**	**H**	**29**	**36**
Jan. 20	**Transylvania**	**H**	**18**	**23**
Jan. 27	**Ky. Wesleyan**	**A**	**19**	**25**
Feb. 4	Bethany	H	24	11
Feb. 9	**Ohio Wesleyan**	**A**	**19**	**37**
Feb. 10	**Otterbein**	**A**	**27**	**41**
Feb. 11	**Christ Church, Cin.**	**A**	**21**	**32**
Feb. 17	Georgetown	A	47	22
Feb. 23	Butler	H	21	16
Feb. 27	Transylvania	A	22	19
Mar. 3	Transylvania	H	30	24
			277	286

1911-12–Won 9, Lost 0.

Southern Champions
Coach: E.R. Sweetland
Captain: W.C. Harrison

Jan. 5	Georgetown	H	38	9
Jan. 12	Central U.	A	32	13
Jan. 19	Miami (Ohio) U.	H	31	14
Jan. 27	Lexington YMCA	H	32	20
Feb. 1	Central U.	H	52	10
Feb. 7	Tennessee	H	27	15
Feb. 22	Vanderbilt	H	28	17
Feb. 23	Vanderbilt	H	22	18
Mar. 1	Georgetown	A	19	18
			281	134

—Leading Scorers—

Binkley Barnett (Jr. F) 7.1
D.W. Hart (Jr. F) 5.4
W.C. Harrison (Sr. C) 4.0
Jake Gaiser (Sr. G) 3.9
R.C. Preston (So. G) 2.7
H.L. Farmer (Jr. F) 2.2

1912-13–Won 5, Lost 3.

Coach: J.J. Tigert
Captain: B. Barnett

Jan. 24	**Lexington YMCA**	**H**	**25**	**27**
Feb. 8	Cincinnati	H	20	18
Feb. 13	Marietta	H	42	16
Feb. 15	Louisville	H	34	10
Feb. 19	**Vanderbilt**	**H**	**17**	**24**
Feb. 20	Vanderbilt	H	42	29
Feb. 27	Miami (Ohio) U.	H	24	16
Mar. 1	**Christ Church, Cin.**	**H**	19	30
			223	170

—Leading Scorers—

R.C. Preston (Jr. C) 9.1
Binkley Barnett (Sr. F) 8.4
Ralph Morgan (So. F) 4.0
H.L. Farmer (Sr. F) 3.9
William Tuttle (So. F) 1.0

1913-14–Won 12, Lost 2.

Coach: Alpha Brumage
Captain: William Tuttle

Jan. 10	Ashland YMCA	H	28	15
Jan. 17	Louisville YMCA	H	30	21
Jan. 20	Ashland YMCA	A	30	19
Jan. 21	Marshall	A	46	6
Jan. 22	**Virginia U**	**A**	**23**	**39**
Jan. 24	**Va. Military Inst.**	**A**	**18**	**32**
Jan. 31	Louisville YMHA	H	59	12
Feb. 7	Louisville	H	22	17
Feb. 11	Tennessee	H	21	14
Feb. 12	Tennessee	H	20	18
Feb. 21	Cincinnati	H	20	18
Feb. 23	Chattanooga	H	40	7
Feb. 28	Marietta	H	19	17
Mar. 3	Louisville	A	26	13
			402	248

—Leading Scorers—

R.C. Preston (Sr. F) 6.1
*Tom Zerfoss (Sr. F) 6.0
Karl Zerfoss (So. G) 4.7
William Tuttle (Jr. F) 3.9
Herschel Scott (Jr. G) 3.2

* Only played in first six games.

1914-15–Won 7, Lost 5.

Coach: Alpha Brumage
Captain: Ralph Morgan

Jan. 16	Maryville	H	37	17
Jan. 23	Louisville	H	18	14
Jan. 30	St. Andrews	H	32	15
Feb. 4	Maryville	A	23	22
Feb. 5	**Tennessee**	**A**	**21**	**36**
Feb. 6	**Tennessee**	**A**	**22**	**27**
Feb. 12	**Vanderbilt**	**H**	**34**	**39**
Feb. 13	Vanderbilt	H	36	24
Feb. 17	Tennessee	H	22	13
Feb. 18	Tennessee	H	20	18
Feb. 26	**St. Andrews**	**A**	**25**	**50**
Feb. 27	**Louisville**	**A**	15	26
			305	301

—Leading Scorers—

Ralph Morgan (Sr. F) 8.3
Jim Server (Jr. C) 5.3
William Tuttle (Sr. F) 3.8
Karl Zerfoss (Jr. F) 3.7
Herschel Scott (Sr. G) 2.9

1915-16–Won 8, Lost 6.

Coach: James Park
Captain: K.P. Zerfoss

Jan. 14	Cincinnati	A	39	24
Jan. 18	Georgetown	A	29	22
Jan. 31	Georgetown	H	30	22
Feb. 4	**Vanderbilt**	**H**	**25**	**39**
Feb. 5	**Vanderbilt**	**H**	**20**	**23**
Feb. 12	**Louisville**	**H**	**22**	**28**
Feb. 15	Centre	A	38	5
Feb. 19	Cincinnati	H	34	10
Feb. 22	Louisville	A	32	24
Feb. 23	**Tennessee**	**H**	**17**	**28**
Feb. 26	Maryville	H	36	25
Feb. 29	Centre	H	38	14
Mar. 3	**Marietta**	**H**	**22**	**27**
Mar. 4	**Marietta**	**H**	23	27
			405	318

—Leading Scorers—

Derrill Hart (Sr. F) 13.3
Jim Server (Sr. C) 5.7
Robert Ireland (Jr. F) 5.6
Karl Zerfoss (Sr. F) 3.3
George Gumbert (Sr. G) 2.4

1916-17–Won 4, Lost 6.

Coach: W.P. Tuttle
Captain: Robert Y. Ireland

Jan. 17	Centre	H	31	21
Jan. 27	**Georgetown**	**A**	**19**	**22**
Jan. 30	Rose Poly Technic	H	33	12
Feb. 9	**Tennessee**	**H**	**20**	**23**
Feb. 10	**Tennessee**	**H**	**19**	**22**
Feb. 16	**Centre**	**A**	**24**	**28**
Feb. 21	Georgetown	H	32	18
Mar. 1	Cumberland	A	48	20
Mar. 2	**Tennessee**	**A**	**26**	**27**
Mar. 3	**Tennessee**	**A**	10	30
			262	223

—Leading Scorers—

C.C. Shrader (Sr. F) 7.1
Robert Ireland (Sr. F) 5.4
"Dutch" Longworth (Sr. C-F) 4.4
Pat Campbell (Jr. F) 4.2
William Rodes (Sr. G) 1.3

1917-18–Won 9, Lost 2, Tie 1.

Coach: S.A. Boles
Captain: Patrick Campbell

Jan. 9	Ky. Wesleyan	H	23	13
Jan. 17	**Centre**	**A**	**21**	**29**
Jan. 24	Georgetown	H	22	18
Feb. 7	Tennessee	H	33	26
Feb. 8	Tennessee	H	40	12
Feb. 9	Ky. Wesleyan	A	21	21

(This unique tie game resulted from scorer's error which was not discovered until after the teams' departures. The contest was rescheduled, but never played for unknown reasons.)

Feb. 14	Georgetown	A	25	16
Feb. 21	Centre	H	22	***20
Feb. 28	Cumberland	A	42	21
Mar. 1	Tennessee	A	29	18
Mar. 2	Tennessee	A	32	20

Postseason Game (For State Championship)

Mar. 9	**Centre**	**N-Lou.**	12	24
			322	238

—Leading Scorers—

H.C. Thomas (Jr. C-F) 10.8
Arthur Bastin (Jr. G) 4.0
A.P. Shanklin (Sr. F) 3.5
Pat Campbell (Sr. F) 3.2
Goerge Zerfoss (Jr. F) 2.8

1918-19–Won 6, Lost 8.

Coach: Andrew Gill
Captain: J.A. Dishman

Jan. 13	Ky. Wesleyan	H	46	5
Jan. 18	**Georgetown**	**H**	**30**	**32**
Jan. 25	**Centre**	**A**	**30**	**38**
Jan. 31	**Cincinnati**	**A**	**18**	**28**
Feb. 6	Chattanooga	A	28	25
Feb. 7	**Tennessee**	**A**	**22**	**40**
Feb. 8	Cumberland	A	22	21
Feb. 14	**Vanderbilt**	**H**	**26**	**36**
Feb. 15	**Georgetown**	**A**	**18**	**22**
Feb. 21	Cincinnati	H	34	21
Feb. 22	Ky. Wesleyan	A	18	13
Feb. 24	**Centre**	**H**	**10**	**21**
Feb. 28	Tennessee	H	30	14
Mar. 8	**Miami (Ohio) U.**	**H**	14	38
			346	354

—Leading Scorers—

H.C. Thomas (Sr. F) 7.1
J.C. Everett (Jr. F) 6.6
Bob Lavin (Fr. G) 5.0
Tony Dishman (Sr. G) 3.3
Ed Parker (Sr. F) 3.3

1919-20–Won 5, Lost 7

Coach: George C. Buchheit
Captain: J.C. Everett

Jan. 17	**Cincinnati**	**A**	**11**	**13**
Jan. 22	Maryville	H	27	13
Jan. 31	Georgetown	H	25	14
Feb. 5	**Tennessee**	**H**	**24**	**29**
Feb. 7	**Tennessee**	**H**	**26**	**27**
Feb. 14	**Centre**	**A**	**15**	**44**
Feb. 17	Georgetown	A	28	16
Feb. 21	Ky. Wesleyan	H	43	13
Feb. 26	**Cumberland**	**A**	**21**	**30**
Feb. 27	**Tennessee**	**A**	**25**	**28**
Feb. 28	Tennessee	A	34	26
Mar. 6	**Centre**	**A**	18	*20
			297	273

—Leading Scorers—

Basil Hayden (So. F) 10.8
William Blakely (Sr. G) 7.0
J.C. Everett (Sr. C) 5.5
Bob Lavin (So. F) 4.1
Jim Wilhelm (Jr. F) 3.6

1920-21–Won 13, Lost 1.

Southern Intercollegiate Champions
Coach: George C. Buchheit
Captain: Basil Hayden

Jan. 12	Ky. Wesleyan	H	38	13
Jan. 15	Cumberland	H	37	21
Jan. 18	Georgetown	H	38	23
Jan. 21	Chattanooga	H	42	10
Jan. 26	Cincinnati	A	26	19
Jan. 29	Auburn	H	40	25
Feb. 8	**Centre**	**A**	**27**	**29**
Feb. 15	Georgetown	A	56	11
Feb. 18	Centre	H	20	13
Feb. 22	Vanderbilt	H	37	18

Losses are in boldface. *Overtime Games

All-Time Results – 1903-1998

SIAA Tournament (Atlanta, Ga.)

Feb. 25	Tulane	50	28
Feb. 26	Mercer	49	25
Feb. 28	Mississippi A & M	28	13
Mar. 1	Georgia (finals)	20	19
		508	267

—Leading Scorers—

William King (Fr. F) 11.4
Basil Hayden (Jr. F) 9.6
Paul Adkins (Jr. C) 6.5
Bob Lavin (Jr. G) 2.5
Fred Fest (So. C) 1.3

1921-22—Won 10, Lost 6.

Coach: George C. Buchheit
Captain: R.E. Lavin

Jan. 14	**Georgetown**	**H**	**17**	**26**
Jan. 17	Louisville	A	38	14
Jan. 18	**Vanderbilt**	**A**	**12**	**22**
Jan. 21	Louisville	H	29	22
Jan. 26	Mississippi A & M	H	28	21
Jan. 27	Marshall	H	34	12
Feb. 4	Centre	A	28	21
Feb. 6	Georgetown	A	26	17
Feb. 8	Washington & Lee	A	21	20
Feb. 9	**Va. Military Inst.**	**A**	**32**	**37**
Feb. 11	**Georgetown U.**	**A**	**23**	**28**
Feb. 13	**Virginia**	**A**	**30**	***32**
Feb. 16	Clemson	H	38	14
Feb. 20	Centre	H	40	23
	SIAA Tournament (Atlanta, Ga.)			
Feb. 24	Georgetown		41	21
Feb. 25	**Mercer**		**22**	**35**
			459	365

—Leading Scorers—

Paul Adkins (Sr. C) 8.8
William King (So. F) 8.3
Bob Lavin (Sr. F) 5.2
Basil Hayden (Sr. F) 5.0
William Poynz (Jr. F) 2.9

1922-23—Won 3, Lost 10.

Coach: George C. Buchheit
Captain: Fred Fest

Jan. 13	Georgetown	A	24	13
Jan. 20	**Tennessee**	**A**	**26**	**30**
Jan. 22	Chattanooga	H	25	18
Jan. 25	**Alabama**	**H**	**35**	**45**
Jan. 27	**Centre**	**H**	**14**	**21**
Feb. 3	**Georgia**	**H**	**19**	**23**
Feb. 5	**Cincinnati**	**A**	**24**	**33**
Feb. 7	**Centenary**	**H**	**21**	**29**
Feb. 10	**Tennessee**	**H**	**23**	**28**
Feb. 14	**Centre**	**A**	**10**	**17**
Feb. 15	**Clemson**	**H**	**13**	**30**
Feb. 19	**Georgetown**	**H**	**21**	**48**
Feb. 23	Sewanee	H	30	14
			285	349

—Leading Scorers—

Carl Riefkin (Jr. F) 10.2
Fred Fest (Sr. C) 7.2
William Poynz (Sr. G) 3.3
Gilbert Smith (Sr. G) 1.5
W.G. Wilkinson (Sr. F) 1.2

1923-24—Won 13, Lost 3.

Coach: G.C. Buchheit
Captain: A.T. Rice

Jan. 1	Vanderbilt	H	33	13
Jan. 8	Mexico YMCA	H	25	14
Jan. 12	Georgetown	A	32	24
Jan. 14	**Mississippi A & M**	**H**	**16**	**17**
Jan. 15	Sewanee	H	50	15
Jan. 18	**Tennessee**	**A**	**13**	**20**
Jan. 19	Chattanooga	A	24	23
Feb. 4	West Virginia	H	24	21
Feb. 9	Centre	A	27	18
Feb. 11	Georgetown	H	39	35
Feb. 13	Clemson	H	38	13
Feb. 14	Virginia	H	29	16
Feb. 19	Virginia Tech	H	36	14
Feb. 21	Centre	H	38	24
Feb. 23	Georgia Tech	H	33	27
	SIAA Tournament (Atlanta, Ga.)			
Feb. 29	**North Carolina**		**20**	**41**
			477	335

—Leading Scorers—

Jim McFarland (So. F) 9.9
Will Milward (Jr. C) 5.3
Lowell Underwood (So. C) 4.9
Carl Riefkin (Sr. F) 4.3
Bill King (Sr. F) 2.9

ALUMNI GYM ERA (1924-50)

1924-25—Won 13, Lost 8.

Coach: C.O. Applegran
Captain: James McFarland

Dec. 13	Cincinnati	H	28	23
Dec. 18	**Indiana**	**H**	**18**	**20**
Dec. 20	**Michigan**	**H**	**11**	**21**
Jan. 3	**Cincinnati**	**A**	**20**	**24**
Jan. 5	**Illinois**	**A**	**26**	**36**
Jan. 6	**Wabash**	**A**	**10**	**57**
Jan. 9	Mississippi	H	26	23
Jan. 10	Georgetown	H	25	17
Jan. 17	Centre	A	33	26
Jan. 30	Washington & Lee	H	28	22
Feb. 2	West Virginia	H	29	19
Feb. 5	**Alabama**	**A**	**15**	**24**
Feb. 6	Georgia Tech	A	18	16
Feb. 7	**Georgia**	**A**	**24**	**28**
Feb. 9	Tennessee	A	35	22
Feb. 12	Tulane	H	29	22
Feb. 14	Georgetown	A	36	21
Feb. 18	Tennessee	H	26	21
Feb. 21	Centre	H	39	10
	Southern Conference Tournament (Atlanta, Ga.)			
Feb. 27	Mississippi A & M		31	26
Feb. 28	**Georgia**		**31**	**32**
			538	510

—Leading Scorers—

Jim McFarland (Jr. F) 7.1
Lowell Underwood (Jr. F) 6.3
Will Milward (Sr. C) 6.2
Foster Helm (So. F) 3.7
Charles Alberts (Jr. G) 2.5

1925-26—Won 15, Lost 3.

Coach: Ray Eklund
Captain: Burgess Carey

Dec. 19	**DePauw**	**H**	**29**	**38**
Jan. 5	**Indiana**	**A**	**23**	**34**
Jan. 9	Berea	H	37	23
Jan. 12	Georgetown	A	36	21
Jan. 16	Georgia Tech	H	25	24
Jan. 21	Centre	H	45	25
Jan. 30	Georgetown	H	25	20
Feb. 1	Alabama	H	27	16
Feb. 4	Centre	A	46	19
Feb. 5	Washington & Lee	H	44	34
Feb. 8	Auburn	H	35	26
Feb. 12	Tennessee	A	51	17
Feb. 15	Georgia	A	22	18
Feb. 18	Tennessee	H	27	21
Feb. 20	Vanderbilt	H	30	20
	Southern Conference Tournament (Atlanta, Ga.)			
Feb. 26	Va. Military Inst.		32	25
Feb. 27	Georgia		39	34
Mar. 1	**Mississippi A & M**		**26**	**31**
			599	446

—Leading Scorers—

Gayle Mohney (Jr. G) 11.1
Paul Jenkins (So. F) 7.3
Jim McFarland (Sr. F) 5.6
Lowell Underwood (Sr. C) 3.7
Henry Besuden (Sr. C) 2.1

1926-27—Won 3, Lost 13.

Coach: Basil Hayden
Captain: Paul Jenkins

Dec. 18	**Cincinnati**	**H**	**10**	**48**
Dec. 21	**Indiana**	**H**	**19**	**38**
Dec. 27	**Cincinnati**	**A**	**22**	**51**
Dec. 31	**Princeton**	**H**	**26**	**30**
Jan. 3	Florida	H	44	36
Jan. 10	**Ky. Wesleyan**	**A**	**24**	**31**
Jan. 15	**Vanderbilt**	**H**	**32**	**48**
Jan. 21	**Tennessee**	**A**	**14**	**19**
Jan. 22	**Georgia Tech**	**A**	**16**	**48**
Jan. 29	Centre	H	27	25
Feb. 1	**Georgetown**	**A**	**19**	**26**
Feb. 4	**Washington & Lee**	**H**	**34**	**36**
Feb. 7	**West Virginia**	**H**	**26**	**44**
Feb. 11	**Mississippi**	**H**	**17**	**37**
Feb. 12	Centre	A	22	16
Feb. 19	**Tennessee**	**H**	**21**	**30**
			373	563

—Leading Scorers—

Paul Jenkins (Jr. F) 6.1
Edwin Knadler (Sr. F) 4.4
Karl Ropke (Sr. F-C) 4.2
Frank Phipps (Jr. F) 3.4
Foster Helm (Sr. C) 2.5

1927-28—Won 12, Lost 6.

Coach: John Mauer
Captain: Paul Jenkins

Dec. 16	Clemson	H	33	17
Dec. 20	**Miami (Ohio) U.**	**H**	**31**	**36**
Jan. 4	Berea	H	37	16
Jan. 9	Centre	A	36	23
Jan. 14	Vanderbilt	H	43	23
Jan. 16	Virginia	A	31	28
Jan. 18	**Naval Academy**	**A**	**26**	**32**
Jan. 19	**Maryland**	**A**	**7**	**37**
Jan. 28	Tennessee	H	48	18
Feb. 3	Washington & Lee	H	34	28
Feb. 4	**Indiana**	**A**	**29**	**48**
Feb. 8	Vanderbilt	A	54	29
Feb. 9	Tennessee	A	43	16
Feb. 11	**Georgia Tech**	**H**	**31**	**35**
Feb. 18	Centre	H	30	20
	Southern Conference Tournament (Atlanta, Ga.)			
Feb 24	South Carolina		56	40
Feb. 25	Georgia		33	16
Feb. 27	**Mississippi**		**28**	**41**
			630	503

—Leading Scorers—

Irvine Jeffries (Sr. G) 11.5
Cecil Combs (So. F) 10.3
Paul McBrayer (So. G-C) 5.5
Hays Owens (So. F) 3.8
Paul Jenkins (Sr. F) 3.3

1928-29—Won 12, Lost 5.

Coach: John Mauer
Captain: Lawrence McGinnis

Dec. 15	Eastern Normal	H	35	10
Dec. 21	Miami (Ohio) U.	H	43	***42
Jan. 4	**North Carolina**	**H**	**15**	**25**
Jan. 12	Notre Dame	A	19	16
Jan. 16	**Georgia Tech**	**A**	**19**	**33**
Jan. 17	Tennessee	A	35	29
Jan. 19	Tennessee	H	27	22
Jan. 26	**Alabama**	**H**	**26**	**27**
Feb. 1	Mississippi A & M	A	25	*23
Feb. 2	Mississippi A & M	A	32	14
Feb. 3	**Tulane**	**A**	**22**	**34**
Feb. 8	Washington & Lee	H	31	30
Feb. 13	Centre	H	47	11
Feb. 22	Mississippi	H	35	30
Feb. 23	Mississippi	H	32	24
	Southern Conference Tournament (Atlanta, Ga.)			
Mar. 1	Tulane		29	15
Mar. 2	**Georgia**		**24**	**26**
			496	411

—Leading Scorers—

Stan Milward (So. C) 6.8
Louis McGinnis (So. F) 5.8
Cecil Combs (Jr. G) 5.8
Carey Spicer (So. F) 5.7
Paul McBrayer (Jr. G) 2.9

1929-30—Won 16, Lost 3.

Coach: John Mauer
Captain: Paul McBrayer

Dec. 14	Georgetown	H	46	9
Dec. 20	Miami (Ohio) U.	H	35	20
Dec. 31	Berea	H	29	26
Jan. 3	Clemson	H	31	15
Jan. 10	**Creighton**	**H**	**27**	**28**
Jan. 11	Creighton	H	25	21
Jan. 18	Tennessee	H	23	20
Jan. 24	Mississippi A & M	H	38	17
Jan. 25	Mississippi A & M	H	20	14
Jan. 31	**Tennessee**	**A**	**24**	***29**
Feb. 1	Georgia	A	22	*21
Feb. 3	Clemson	A	34	20
Feb. 8	Georgia Tech	H	39	19
Feb. 14	Georgia	H	36	23
Feb. 18	Ky. Wesleyan	H	32	20
Feb. 22	Washington & Lee	H	28	*26
	Southern Conference Tournament (Atlanta, Ga.)			
Feb. 28	Maryland		26	21
Mar. 1	Sewanee		44	22
Mar. 3	**Duke**		**32**	**37**
			591	408

—Leading Scorers—

Cecil Combs (Sr. F) 6.6
Carey Spicer (Jr. F) 6.5
Stan Milward (Sr. C) 5.9
Louis McGinnis (So. F) 5.4
Paul McBrayer (Sr. G) 4.8

ADOLPH RUPP ERA

1930-31—Won 15, Lost 3.

Coach: Adolph Rupp
Captain: Carey Spicer

Dec. 18	Georgetown	H	67	19
Dec. 27	Marshall	H	42	26
Dec. 31	Berea	H	41	25
Jan. 3	Clemson	H	33	21
Jan. 10	Tennessee	H	31	23
Jan. 16	Chattanooga	H	55	18
Jan. 21	Vanderbilt	A	42	37
Jan. 31	Tennessee	A	36	*32
Feb. 6	Washington & Lee	H	23	18
Feb. 9	Georgia Tech	H	38	34
Feb. 13	**Georgia**	**A**	**16**	**25**
Feb. 14	**Clemson**	**A**	**26**	**29**
Feb. 16	Georgia Tech	A	35	16
Feb. 20	Vanderbilt	H	43	23
	Southern Conference Tournament (Atlanta, Ga.)			
Feb. 27	North Carolina State		33	28
Feb. 28	Duke		35	30
Mar. 2	Florida		56	36
Mar. 3	**Maryland (finals)**		**27**	**29**
			679	469

—Leading Scorers—

Carey Spicer (Sr. F) 10.6
Louis McGinnis(Sr. F) 9.6
George Yates (Jr. C) 7.0
Aggie Sale (So. C-F) 5.6
Jake Bronston (Jr. G) 3.9

1931-32—Won 15, Lost 2.

Coach: Adolph Rupp
Captain: Ellis Johnson

Dec. 15	Georgetown	H	66	24
Dec. 18	Carnegie Tech	H	36	34
Dec. 23	Berea	H	52	27
Dec. 30	Marshall	H	46	16
Jan. 2	Clemson	H	43	24
Jan. 14	Clemson	A	30	17
Jan. 15	Sewanee	A	30	20
Jan. 16	Tennessee	A	29	28
Jan. 21	Chattanooga	H	51	17
Jan. 30	Washington & Lee	H	48	28
Feb. 3	Vanderbilt	A	61	37
Feb. 6	Duke	H	37	30
Feb. 8	Alabama	H	50	22
Feb 13	Tennessee	H	41	27
Feb. 20	**Vanderbilt**	**H**	**31**	**32**
	Southern Conference Tournament (Atlanta, Ga.)			
Feb. 26	Tulane		50	30
Feb. 27	**North Carolina**		**42**	**43**
			743	456

—Leading Scorers—

Aggie Sale (Jr. F) 13.6
John "Frenchy" DeMoisey (So. C-F) 10.0
Darrell Darby (Jr. F) 8.4
Howard Kreuter (Jr. F) 3.9
Ellis Johnson (Jr. G) 3.6

1932-33—Won 21, Lost 3.

SEC Champions (Tournament)

Coach: Adolph Rupp
Captain: Forest Sale

Dec. 9	Alumni	H	52	17
Dec. 12	Georgetown	H	62	21
Dec. 17	Marshall	N1	57	23
Dec. 20	Tulane	H	53	17
Dec. 21	Tulane	H	42	11
Dec. 30	Chicago	A	58	26
Jan. 2	**Ohio State**	**H**	**30**	**46**
Jan. 6	Creighton	A	32	26
Jan. 7	**Creighton**	**A**	**22**	**34**
Jan. 10	South Carolina	H	44	36
Jan. 14	Tennessee	A	42	21
Jan. 16	Clemson	H	67	18
Jan. 28	Tennessee	H	44	23
Jan. 31	Vanderbilt	A	40	29
Feb. 1	Clemson	A	42	32
Feb. 2	**South Carolina**	**A**	**38**	**44**
Feb. 6	Mexico U.	H	81	22
Feb. 11	Georgia Tech	H	45	22
Feb. 13	Alabama	N2	35	31
Feb. 18	Vanderbilt	H	45	28
	SEC Tournament (Atlanta, Ga.)			
Feb. 24	Mississippi		49	31
Feb. 25	Florida		48	24
Feb. 27	LSU		51	38
Feb. 28	Mississippi State (finals)		46	27
			1125	647

(N1) Ashland (N2) Birmingham, Ala.

Losses are in boldface. *Overtime Games

All-Time Results – 1903-1998

—Leading Scorers—

Aggie Sale (Sr. C-F) 13.8
John "Frenchy" DeMoisey (Jr. C-F) 12.0
Bill Davis (Jr. G) 7.0
Darrell Darby (Sr. F) 4.0
Ellis Johnson (Sr. G) 3.8

1933-34–Won 16, Lost 1.

Coach: Adolph Rupp
Captain: John DeMoisey

Dec. 5	Alumni	H	53	20
Dec. 9	Georgetown	H	41	12
Dec. 14	Marshall	H	48	26
Dec. 16	Cincinnati	H	31	25
Dec. 21	Tulane	A	32	22
Dec. 22	Tulane	A	42	29
Jan. 12	Sewanee	A	55	16
Jan. 13	Tennessee	A	44	23
Jan. 20	Chattanooga	H	47	20
Jan. 27	Tennessee	H	53	26
Feb. 1	Alabama	N1	33	28
Feb. 3	Vanderbilt	A	48	26
Feb. 8	Alabama	H	26	21
Feb. 10	Georgia Tech	H	49	25
Feb. 15	Sewanee	H	60	15
Feb. 17	Vanderbilt	H	47	27
	SEC Tournament (Atlanta, Ga.)			
Feb. 24	**Florida**		32	38
			741	399

(N1) Birmingham, Ala.

—Leading Scorers—

John "Frenchy" DeMoisey (Sr. C) 12.5
Bill Davis (Sr. G) 8.3
Dave Lawrence (Jr. F) 7.9
Garland Lewis (So. C) 4.9
Jack Tucker (Jr. F) 3.0

1934-35–Won 19, Lost 2.

SEC Co-Champions
Coach: Adolph Rupp
Captain: Dave Lawrence and Jack Tucker

Dec. 10	Alumni	H	55	8
Dec. 13	Oglethorpe	H	81	12
Dec. 21	Tulane	A	38	9
Dec. 22	Tulane	A	52	12
Jan. 2	Chicago	H	42	16
Jan. 5	**New York U.**	**A**	**22**	**23**
Jan. 14	Chattanooga	H	66	19
Jan. 18	Tulane	H	63	22
Jan. 19	Tulane	H	55	12
Jan. 26	Tennessee	H	48	21
Feb. 1	Alabama	N1	33	26
Feb. 2	Vanderbilt	A	58	22
Feb. 5	Xavier	A	40	27
Feb. 9	Georgia Tech	H	57	30
Feb. 11	Alabama	H	25	16
Feb. 13	**Michigan State**	**A**	**26**	**32**
Feb. 16	Tennessee	A	38	36
Feb. 22	Creighton	H	63	42
Feb. 23	Creighton	H	24	13
Mar. 2	Vanderbilt	H	53	19
Mar. 7	Xavier	H	46	29
			985	446

(N1) Birmingham, Ala.

—Leading Scorers—

Leroy Edwards (So. C) 16.3
Dave Lawrence (Jr. F) 9.1
Garland Lewis (Jr. C-F) 5.8
Jack Tucker (Sr. F) 3.7
Warfield Donohue (So. G) 3.5

1935-36–Won 15, Lost 6.

Coach: Adolph Rupp
Captain: Milerd Anderson

Dec. 6	Georgetown	H	42	17
Dec. 17	Berea	H	58	30
Dec. 23	Pittsburgh	H	35	17
Jan. 8	**New York U.**	**A**	**28**	**41**
Jan. 14	Xavier	A	36	32
Jan. 17	Tulane	H	49	24
Jan. 18	Tulane	H	39	21
Jan. 21	Michigan State	H	27	19
Jan. 25	Tennessee	H	40	31
Feb. 1	**Vanderbilt**	**A**	**24**	**33**
Feb. 3	Alabama	A	32	30
Feb. 7	Alabama	H	40	34
Feb. 10	**Notre Dame**	**A**	**20**	**41**
Feb. 11	Butler	A	39	28
Feb. 15	**Tennessee**	**A**	**28**	**39**
Feb. 18	Xavier	H	49	40
Feb. 21	Creighton	H	68	38
Feb. 22	**Creighton**	**H**	**29**	**31**
Feb. 24	Vanderbilt	H	61	41
	SEC Tournament (Knoxville, Tenn.)			
Feb. 28	Mississippi State		41	39
Feb. 29	**Tennessee**		28	39
			813	587

—Leading Scorers—

Ralph Carlisle (So. F) 11.5
Joe Hagan (So. F) 8.0
Garland Lewis (Sr. C) 7.5
Warfield Donohue (Jr. G) 3.0
J. Rice Walker (So. C-F) 2.4

1936-37–Won 17, Lost 5.

SEC Champions (Tournament)
Coach: Adolph Rupp
Captain: Warfield Donohue

Dec. 9	Georgetown	H	46	21
Dec. 12	Berea	H	70	26
Dec. 15	Xavier	A	34	*28
Dec. 21	Centenary	H	37	19
Jan. 2	Michigan State	H	28	21
Jan. 5	**Notre Dame**	**N1**	**28**	**41**
Jan. 8	Creighton	H	59	36
Jan. 14	**Michigan State**	**A**	**23**	**24**
Jan. 16	Akron U.	N2	32	22
Jan. 23	Tennessee	H	43	26
Jan. 30	Vanderbilt	A	41	26
Feb. 1	Alabama	N3	38	27
Feb. 3	**Tulane**	**A**	**28**	**35**
Feb. 4	Tulane	A	28	25
Feb. 8	Mexico U.	H	58	30
Feb. 10	**Alabama**	**H**	**31**	**34**
Feb. 13	**Tennessee**	**A**	**24**	**26**
Feb. 20	Vanderbilt	H	51	19
Feb. 22	Xavier	H	23	15
	SEC Tournament (Knoxville, Tenn.)			
Feb. 26	Louisiana State		57	37
Feb. 27	Georgia Tech		40	30
Mar. 1	Tennessee (finals)		39	25
			858	593

(N1) Louisville (N2) Cincinnati (N3) Birmingham, Ala.

—Leading Scorers—

Ralph Carlisle (Jr. F) 9.9
Joe Hagan (Jr. F) 7.3
Homer Thompson (So. C) 4.9
Walter Hodge (Sr. G) 3.7
Bernie Opper (So. G) 3.5

1937-38–Won 13, Lost 5.

Coach: Adolph Rupp
Captain: J. Rice Walker

Dec. 15	Berea	H	69	35
Dec. 18	Cincinnati	H	38	21
Dec. 22	Centenary	H	35	25
	Sugar Bowl Tournament (New Orleans, La.)			
Dec. 29	Pittsburgh (finals)		40	29
Jan. 8	**Michigan State**	**A**	**38**	**43**
Jan. 10	**Detroit**	**A**	**26**	**34**
Jan. 15	**Notre Dame**	**A**	**37**	**47**
Jan. 22	Tennessee	H	52	27
Jan. 29	Vanderbilt	A	42	19
Jan. 31	Alabama	N1	57	31
Feb. 5	**Xavier**	**A**	**32**	**39**
Feb. 7	Michigan State	H	44	27
Feb. 12	Alabama	H	28	21
Feb. 14	Marquette	H	35	33
Feb. 17	Xavier	H	45	29
Feb. 21	Vanderbilt	H	48	24
Feb. 26	Tennessee	A	29	26
	SEC Tournament (Baton Rouge, La.)			
Mar. 3	**Tulane**		36	38
			731	512

(N1) Birmingham, Ala.

—Leading Scorers—

Joe Hagan (Sr. F) 10.1
Fred Curtis (Jr. F) 6.3
Bernie Opper (Jr. G) 5.6
Homer Thompson (Jr. C) 4.9
Mickey Rouse (So. G) 4.4

1938-39–Won 16, Lost 4.

SEC Champions (Tournament)
Coach: Adolph Rupp
Captain: Bernard Opper

Dec. 2	Georgetown	H	39	19
Dec. 10	Ky. Wesleyan	H	57	18
Dec. 17	Cincinnati	H	44	27
Dec. 21	Washington & Lee	H	67	47
Jan. 4	**Long Island**	**A**	**34**	**52**
Jan. 6	St. Joseph's	A	41	30
Jan. 14	**Notre Dame**	**N1**	**37**	**42**
Jan. 21	**Tennessee**	**H**	**29**	**30**
Jan. 28	**Alabama**	**N2**	**38**	**41**
Jan. 30	Vanderbilt	A	51	37
Feb. 4	Marquette	H	37	31
Feb. 8	Xavier	A	41	31
Feb. 11	Alabama	H	45	27
Feb. 13	Mississippi State	H	39	28
Feb. 18	Tennessee	A	36	**34
Feb. 21	Xavier	H	43	23
Feb. 25	Vanderbilt	H	52	27
	SEC Tournament (Knoxville, Tenn.)			
Mar. 2	Mississippi		49	30
Mar. 3	Louisiana State		53	34
Mar. 4	Tennessee (finals)		46	38
			878	646

(N1) Louisville (N2) Birmingham, Ala.

—Leading Scorers—

Fred Curtis (Sr. F) 9.2
Homer Thompson (Sr. C) 6.7
Keith Farnsley (So. F) 6.4
Mickey Rouse (Jr. G) 5.4
Marion Cluggish (Jr. C) 5.3

1939-40–Won 15, Lost 6.

SEC Champions (Tournament)
Sugar Bowl Champions
Coach: Adolph Rupp
Captain: Layton Rouse

Dec. 9	Berea	H	74	24
Dec. 16	**Cincinnati**	**H**	**30**	**39**
Dec. 21	Clemson	A	55	31
	Sugar Bowl (New Orleans, La.)			
Dec. 27	Ohio State (finals)		36	30
Jan. 1	Kansas State	H	53	26
Jan. 6	Xavier	A	42	41
Jan. 8	West Virginia	H	47	38
Jan. 13	**Notre Dame**	**A**	**47**	**52**
Jan. 20	Tennessee	H	35	26
Jan. 27	**Alabama**	**N1**	**32**	**36**
Jan. 29	**Vanderbilt**	**A**	**32**	**40**
Feb. 3	Marquette	A	51	45
Feb. 10	Alabama	H	46	18
Feb. 12	Xavier	H	37	29
Feb. 13	Mississippi State	H	45	37
Feb. 17	**Tennessee**	**A**	**23**	**27**
Feb. 19	**Georgia Tech**	**A**	**39**	**44**
Feb. 24	Vanderbilt	H	43	38
	SEC Tournament (Knoxville, Tenn.)			
Feb. 29	Vanderbilt		44	31
Mar. 1	Tennessee		30	*29
Mar. 2	Georgia (finals)		51	43
			892	724

(N1) Birmingham, Ala.

—Leading Scorers—

Mickey Rouse (Sr. G) 8.3
Keith Farnsley (Jr. F) 7.2
Marion Cluggish (Sr. C) 7.2
Lee Huber (Jr. G) 5.4
Jim King (So. C) 3.9
Carl Combs (Jr. G) 3.9

1940-41–Won 17, Lost 8.

Coach: Adolph Rupp
Captain: Lee Huber

Dec. 7	Alumni	H	62	25
Dec. 12	West Virginia	H	46	34
Dec. 13	Maryville	H	53	14
Dec. 18	**Nebraska**	**A**	**39**	**40**
Dec. 19	**Creighton**	**A**	**45**	**54**
Dec. 20	Kansas State	A	28	25
Dec. 27	Centenary	H	70	18
	Sugar Bowl (New Orleans, La.)			
Dec. 30	**Indiana**		**45**	**48**
Jan. 4	**Notre Dame**	**N1**	**47**	**48**
Jan. 9	Xavier	A	48	43
Jan. 11	**West Virginia**	**A**	**43**	**56**
Jan. 18	**Tennessee**	**A**	**22**	**32**
Jan. 20	Georgia Tech	A	47	37
Jan. 25	**Xavier**	**H**	**44**	**49**
Feb. 1	Vanderbilt	A	51	50
Feb. 3	Alabama	A	38	36
Feb. 8	Alabama	H	46	38
Feb. 10	Mississippi	H	60	41
Feb. 15	Tennessee	H	37	28
Feb. 17	Georgia Tech	H	60	41
Feb. 24	Vanderbilt	H	58	31
	SEC Tournament (Louisville, Ky.)			
Feb. 27	Mississippi		62	52
Feb. 28	Tulane		59	30
Mar. 1	Alabama		39	37
Mar. 1	**Tennessee**		33	36
			1182	943

(N1) Louisville

—Leading Scorers—

Jim King (Jr. C) 6.0
Lee Huber (Sr. G) 5.9
KeithFarnsley (Sr. F) 5.8
Mel Brewer (So. C) 5.1
Milt Ticco (So. C-F) 4.8

1941-42–Won 19, Lost 6.

SEC Champions (Tournament)
Coach: Adolph Rupp
Captain: Carl Staker

Dec. 6	Miami (Ohio) U.	H	35	21
Dec. 13	**Ohio State**	**A**	**41**	**43**
Dec. 16	Nebraska	H	42	27
Dec. 22	South Carolina	H	64	25
Dec. 30	Texas A & M	H	49	29
Jan. 2	Washington & Lee	H	62	32
Jan. 10	Xavier	A	40	39
Jan. 17	**Tennessee**	**A**	**40**	**46**
Jan. 19	Georgia	A	51	26
Jan. 20	Georgia Tech	A	63	53
Jan. 24	Mexico	H	56	26
Jan. 31	Georgia	H	55	38
Feb. 2	**Alabama**	**A**	**35**	**41**
Feb. 7	**Notre Dame**	**A**	**43**	**46**
Feb. 9	Alabama	H	50	34
Feb. 14	Tennessee	A	36	33
Feb. 16	Georgia Tech	H	57	51
Feb. 21	Xavier	H	44	36
	SEC Tournament (Louisville)			
Feb. 26	Florida		42	36
Feb. 27	Mississippi		59	32
Feb. 28	Auburn		40	31
Feb. 29	Alabama (finals)		36	34
	Postseason Game (Louisville)			
Mar. 14	**Great Lakes Navy**		**47**	**58**
	NCAA Tournament (New Orleans, La.)			
Mar. 20	Illinois		46	44
Mar. 21	**Dartmouth**		28	47
			1161	928

—Leading Scorers—

Marvin Akers (Jr. G) 7.6
Mel Brewer (Jr. C) 7.0
Milt Ticco (Jr. F) 5.8
Ermal Allen (Sr. F) 4.9
Ken England (Jr. G) 4.9

1942-43–Won 17, Lost 6.

Coach: Adolph Rupp
Co-Captains: Marvin Akers and Melvin Brewer

Dec. 12	Cincinnati	H	61	39
Dec. 19	Washington	H	45	38
Dec. 23	**Indiana**	**N1**	**52**	**58**
Jan. 2	**Ohio State**	**H**	**40**	**45**
Jan. 4	Ft. Knox	H	64	30
Jan. 9	Xavier	A	43	38
Jan. 16	Tennessee	A	30	28
Jan. 18	Georgia	A	60	28
Jan. 19	Georgia Tech	A	38	36
Jan. 23	Notre Dame	N1	60	55
Jan. 26	Vanderbilt	H	39	38
Jan. 30	**Alabama**	**A**	**32**	**41**
Feb. 1	Vanderbilt	A	54	43
Feb. 6	Alabama	H	67	41
Feb. 8	Xavier	H	48	36
Feb. 13	Tennessee	H	53	29
Feb. 15	Georgia Tech	H	58	31
Feb. 20	**DePaul**	**A**	**44**	**53**
	SEC Tournament (Louisville)			
Feb. 25	Tulane		48	31
Feb. 26	Georgia		59	30
Feb. 27	Mississippi State		52	43
Feb. 27	**Tennessee**		**30**	**33**
	Postseason Game (Louisville)			
Mar. 6	**Great Lakes Navy**		39	53
			1116	897

(N1) Louisville

—Leading Scorers—

Milt Ticco (Sr. F) 10.1
Mel Brewer (Sr. C) 8.3
Marvin Akers (Sr. G) 7.1
Mulford Davis (So. F) 7.1
Kenny Rollins (So. G) 5.3

1943-44–Won 19, Lost 2.

SEC Champions (Tournament)
Coach: Adolph Rupp
Captain:

Dec. 1	Ft. Knox	H	51	18
Dec. 4	Berea (Naval V-12)	H	54	40
Dec. 11	Indiana	N1	66	41
Dec. 13	Ohio State	A	40	28
Dec. 18	Cincinnati	H	58	30
Dec. 20	**Illinois**	**A**	**41**	**43**
Dec. 28	Carnegie Tech	N2	61	14
Dec. 30	St. John's	A	44	38
Jan. 8	Notre Dame	N1	55	54
Jan. 15	Wright Field	H	61	28
Jan. 31	Ft. Knox A.R.C.	H	76	48
Feb. 4	DePauw	H	38	35
Feb. 7	Illinois	H	51	40
Feb. 12	Cincinnati	A	38	34
Feb. 26	Ohio U.	H	51	35

Losses are in boldface. *Overtime Games

All-Time Results – 1903-1998

SEC Tournament (Louisville)

Mar. 2	Georgia		57	29
Mar. 3	Louisiana State		55	28
Mar. 4	Tulane (finals)		62	46

National Invitation Tournament (New York)

Mar. 20	Utah		46	38
Mar. 22	**St. John's**		**45**	**48**
Mar. 24	Oklahoma A & M (cons.)		45	29
			1095	724

(N1) Louisville (N2) New York

—Leading Scorers—

Bob Brannum (Fr. C).....16.7
Jack Tingle (Fr. F).....8.4
Jack Parkinson (Fr. G).....7.0
Wilbur Schu (So. G).....6.2
Tom Moseley (So. G).....4.2

1944-45–Won 22, Lost 4.

SEC Champions (Tournament)

Coach: Adolph Rupp
Captain:

Dec. 2	Ft. Knox	H	56	23
Dec. 4	Berea	H	56	32
Dec. 9	Cincinnati	H	66	24
Dec. 16	Indiana	N1	61	43
Dec. 23	Ohio State	H	53	*48
Dec. 26	Wyoming	N2	50	46
Dec. 30	Temple	A	45	44
Jan. 1	Long Island	A	62	*52
Jan. 6	Ohio U.	H	59	46
Jan. 8	Arkansas State	H	75	6
Jan. 13	Michigan State	H	66	35
Jan. 20	**Tennessee**	**A**	**34**	**35**
Jan. 22	Georgia Tech	A	64	58
Jan. 27	**Notre Dame**	**N1**	**58**	***59**
Jan. 29	Georgia	H	73	37
Feb. 3	Georgia Tech	H	51	32
Feb. 5	**Michigan State**	**A**	**50**	**66**
Feb. 17	Tennessee	H	40	34
Feb. 19	Ohio U.	A	61	38
Feb. 24	Cincinnati	A	65	35

SEC Tournament (Louisville)

Mar. 1	Florida		57	35
Mar. 2	Louisiana State		68	37
Mar. 3	Alabama		52	41
Mar. 3	Tennessee (finals)		39	35

NCAA Tournament (New York)

Mar. 22	**Ohio State**		**37**	**45**
Mar. 24	Tufts (Consolation)		66	56
			1464	1042

(N1) Louisville (N2) Buffalo, N.Y.

—Leading Scorers—

Alex Groza (Fr. C).....16.5
Jack Tingle (So. F).....11.5
Jack Parkinson (So. G).....10.4
Wilbur Schue (Jr. F).....8.0
Kenton Campbell (Fr. C).....6.3

1945-46–Won 28, Lost 2.

NIT Champions
SEC Champions (Tournament)

Coach: Adolph Rupp
Captain: Jack Parkinson

Dec. 1	Ft. Knox	H	59	34
Dec. 7	Western Ontario	H	51	42
Dec. 8	Western Ontario	H	71	28
Dec. 15	Cincinnati	H	67	31
Dec. 18	Arkansas	H	67	42
Dec. 21	Oklahoma	H	43	33
Dec. 29	St. John's	A	73	59
Jan. 1	**Temple**	**A**	**45**	**53**
Jan. 5	Ohio U.	H	57	48
Jan. 7	Ft. Benning	H	81	25
Jan. 12	Michigan State	A	55	44
Jan. 14	Xavier	A	62	36
Jan. 19	Tennessee	A	50	32
Jan. 21	Georgia Tech	A	68	43
Jan. 26	**Notre Dame**	**N1**	**47**	**56**
Jan. 28	Georgia Tech	H	54	26
Feb. 5	Michigan State	H	59	51
Feb. 4	Vanderbilt	A	59	37
Feb. 9	Vanderbilt	N2	64	31
Feb. 16	Tennessee	H	54	34
Feb. 19	Ohio University	A	60	52
Feb. 23	Xavier	H	83	40

SEC Tournament (Louisville)

Feb. 28	Auburn		69	24
Mar. 1	Florida		69	32
Mar. 2	Alabama		59	30
Mar. 2	Louisiana State (finals)		59	36

Postseason Game (Louisville)

Mar. 9	Temple		54	43

National Invitation Tournament (New York)

Mar. 16	Arizona		77	53
Mar. 18	West Virginia		59	51
Mar. 20	Rhode Island (finals)		46	45
			1821	1194

(N1) Louisville (N2) Paducah, Ky.

NIT Champions

—Leading Scorers—

Jack Parkinson (6-0 Jr. G).....11.3
Wallace Jones (6-4 Fr. F).....9.7
Ralph Beard (5-10 Fr. G).....9.3
Jack Tingle (6-3 Jr. F).....9.2
Wilbur Schue (6-4 Sr. F).....7.7

1946-47–Won 34, Lost 3.

SEC Champions (Tournament)

Coach: Adolph Rupp
Captain: Ken Rollins

Nov. 28	Indiana Central	H	78	36
Nov. 30	Tulane	H	64	35
Dec. 2	Ft. Knox	H	68	31
Dec. 7	Cincinnati	A	80	49
Dec. 9	Idaho	H	65	35
Dec. 12	DePaul	N1	65	45
Dec. 14	Texas A & M	H	83	18
Dec. 16	Miami (Ohio) U.	H	62	49
Dec. 21	St. John's	N2	70	50
Dec. 23	Baylor	H	75	34
Dec. 28	Wabash	H	96	24

Sugar Bowl (New Orleans)

Dec. 30	**Oklahoma A & M**		**31**	**37**
Jan. 4	Ohio U.	H	46	36
Jan. 11	Dayton U.	H	70	29
Jan. 13	Vanderbilt	A	82	30
Jan. 18	Tennessee	A	54	39
Jan. 20	Georgia Tech	A	70	47
Jan. 21	Georgia	A	84	45
Jan. 25	Xavier	H	71	34
Jan. 27	Michigan State	H	86	36
Feb. 1	Notre Dame	N1	60	30
Feb. 3	Alabama	A	48	37
Feb. 8	**DePaul**	**A**	**47**	**53**
Feb. 10	Georgia	H	81	40
Feb. 15	Tennessee	H	61	46
Feb. 17	Alabama	H	63	33
Feb. 19	Xavier	A	58	31
Feb. 21	Vanderbilt	H	84	41
Feb. 22	Georgia Tech	H	83	46

SEC Tournament (Louisville)

Feb. 27	Vanderbilt		98	29
Feb. 28	Auburn		84	18
Mar. 1	Georgia Tech		75	53
Mar. 1	Tulane (finals)		55	38

Postseason Game (Louisville)

Mar. 8	Temple		68	29

National Invitation Tournament (New York)

Mar. 17	Long Island		66	62
Mar. 19	North Carolina State		60	42
Mar. 24	**Utah#**		**45**	**49**
			2536	1416

(N1) Louisville (N2) New York

#Madison Square Garden Record Crowd. 18,493

—Leading Scorers—

Ralph Beard (5-10 So. G).....10.9
Alex Groza (6-7 So. C-F).....10.6
Kenneth Rollins (6-0 Jr. G).....8.4
Joe Holland (6-4 Sr. F).....6.2
Wallace Jones (6-4 So. C).....5.9

1947-48–Won 36, Lost 3.

World Champions (Olympic Games)
National Champions (NCAA Tournament)
SEC Champions (Tournament)

Coach: Adolph Rupp
Captain: Kenneth Rollins

Nov. 29	Indiana Central	H	80	41
Dec. 1	Ft. Knox	H	80	41
Dec. 5	Tulsa U.	H	72	18
Dec. 6	Tulsa U.	H	71	22
Dec. 10	DePaul	N1	74	50
Dec. 13	Cincinnati	A	67	31
Dec. 17	Xavier	H	79	37
Dec. 20	**Temple**	**A**	**59**	**60**
Dec. 23	St. John's	A	52	40
Jan. 2	Creighton	A	65	23
Jan. 3	Western Ontario	H	98	41
Jan. 5	Miami (Ohio)	A	67	53
Jan. 10	Michigan State	A	47	45
Jan. 12	Ohio U.	A	79	57
Jan. 17	Tennessee	A	65	54
Jan. 19	Georgia Tech	A	71	56
Jan. 20	Georgia	A	88	51
Jan. 24	Cincinnati	H	70	43
Jan. 31	DePaul	A	68	51
Feb. 2	**Notre Dame**	**A**	**55**	**64**
Feb. 5	Alabama	A	41	31
Feb. 7	Washington U.	N2	69	39
Feb. 9	Vanderbilt	A	82	51
Feb. 14	Tennessee	H	69	42
Feb. 16	Alabama	H	63	33
Feb. 20	Vanderbilt	H	79	43
Feb. 21	Georgia Tech	H	78	54
Feb. 24	Temple	N1	58	38
Feb. 28	Xavier	A	59	37

SEC Tournament (Louisville)

Mar. 4	Florida		87	31
Mar. 5	Louisiana State		63	47
Mar. 6	Tennessee		70	47
Mar. 6	Georgia Tech (finals)		54	43

NCAA Tournament (New York)

Mar. 18	Columbia		76	53
Mar. 20	Holy Cross		60	52
Mar. 23	Baylor (finals)		58	42

NCAA CHAMPIONS FOR FIRST TIME

Olympic Trials (New York)

Mar. 27	Louisville		91	57
Mar. 29	Baylor		77	59

(Championship Collegiate Bracket)

Mar. 31	**Phillips Oilers (AAU Champs)**		**49**	**53**
			2690	1730

(N1) Louisville (N2) Memphis, Tenn.

Olympic Team Exhibition Games

Kentucky vs. Phillips Oilers

June 30	**Tulsa, OK**		**52**	**60**
July 2	Kansas City, MO		70	**69
July 7	**Lexington, KY**		**50**	**56**

@ Olympic Games (London, England)

July 30	Switzerland		86	21
Aug. 2	Czechoslovokia		53	28
Aug. 3	Argentina		59	57
Aug. 4	Egypt		66	28
Aug. 6	Peru		61	33
Aug. 9	Uruguay		63	28
Aug. 11	Mexico		71	40
Aug. 13	France (finals)		65	21

WORLD CHAMPIONS

—Leading Scorers—

Alex Groza (6-7 Jr. C).....12.5
(488 TP in 39 games)
Ralph Beard (5-10 Jr. G).....12.5
Wallace Jones (6-4 Jr. C-F).....9.3
James Line (6-2 So. F).....6.9
Kenneth Rollins (6-0 Sr. G).....6.6

1948-49–Won 32, Lost 2.

National Champions (NCAA Tournament)
SEC Champions (Tournament)
Ranked First AP
Runner-Up Sugar Bowl
Loser NIT in attempted "Grand Slam"

Coach: Adolph Rupp
Captain:

Nov. 29	Indiana Central	H	74	38
Dec. 8	DePaul	N1	67	36
Dec. 10	Tulsa U.	H	81	27
Dec. 13	Arkansas	H	76	39
Dec. 16	Holy Cross	A	51	48
Dec. 18	St. John's	A	57	30
Dec. 22	Tulane	N1	51	47

Sugar Bowl (New Orleans)

Dec. 29	Tulane		78	47
Dec. 30	**St. Louis**		**40**	**42**
Jan. 11	Bowling Green State	N2	63	61
Jan. 15	Tennessee	A	66	51
Jan. 17	Georgia Tech	A	56	45
Jan. 22	DePaul	A	56	45
Jan. 29	Notre Dame	N1	62	38
Jan. 31	Vanderbilt	A	72	50
Feb. 2	Alabama	A	56	40
Feb. 3	Mississippi	N3	75	45
Feb. 5	Bradley	N4	62	52
Feb. 8	Tennessee	H	71	56
Feb. 12	Xavier	H	96	50
Feb. 14	Alabama	H	74	32
Feb. 16	Mississippi	H	85	31
Feb. 19	Georgia Tech	H	78	32
Feb. 21	Georgia	H	95	40
Feb. 24	Xavier	A	51	40
Feb. 26	Vanderbilt	H	70	37

SEC Tournament (Louisville)

Mar. 3	Florida		73	36
Mar. 4	Auburn		70	39
Mar. 5	Tennessee		83	44
Mar. 5	Tulane (finals)		68	52

National Invitation Tournament (New York)

Mar. 14	**Loyola of Chicago**		**56**	**67**

NCAA Tournament (Eastern Regional) (New York)

Mar. 21	Villanova		85	72
Mar. 22	Illinois		76	47

NCAA Finals (Seattle, Wash.)

Mar. 26	Oklahoma A & M		46	36
			2320	1492

NCAA CHAMPIONS FOR SECOND TIME

(N1) Louisville (N2) Cleveland, Ohio
(N3) Memphis, Tenn. (N4) Owensboro, Ky.

—Leading Scorers—

Alex Groza (6-7 Sr. C).....20.5
Ralph Beard (5-10 Sr. G).....10.8
Wallace Jones (6-4 Sr. F-C).....8.6
Cliff Barker (6-2 Sr. G-F).....7.3
Dale Barnstable (6-3 Jr. F-G).....6.1

1949-50–Won 25, Lost 5.

SEC Champions (Tournament)
Sugar Bowl Champions
NIT Participant
Ranked 3rd AP

Coach: Adolph Rupp
Captain: Dale Barnstable

Dec. 3	Indiana Central	H	84	61
Dec. 10	Western Ontario	H	90	18
Dec. 15	**St. John's**	**A**	**58**	**69**
Dec. 21	DePaul	N1	49	47
Dec. 23	Purdue	A	60	54

Sugar Bowl (New Orleans)

Dec. 29	Villanova		57	*56
Dec. 30	Bradley (finals)		71	66
Jan. 2	Arkansas	N2	57	53
Jan. 4	Mississippi State	N3	87	55
Jan. 9	N. Carolina U.	H	83	44
Jan. 14	**Tennessee**	**A**	**53**	**66**
Jan. 16	Georgia Tech	A	61	47
Jan. 17	**Georgia**	**A**	**60**	**71**
Jan. 21	DePaul	A	86	53
Jan. 23	**Notre Dame**	**A**	**51**	**64**
Jan. 26	Xavier	A	58	47
Jan. 28	Georgia	H	88	56
Jan. 30	Vanderbilt	A	58	54
Feb. 2	Alabama	A	66	64
Feb. 4	Mississippi	N4	61	55
Feb. 11	Tennessee	H	79	52
Feb. 13	Alabama	H	77	57
Feb. 15	Mississippi	H	90	50
Feb. 18	Georgia Tech	H	97	62
Feb. 23	Xavier	H	58	53
Feb. 25	Vanderbilt	H	70	66

SEC Tournament (Louisville)

Mar. 3	Mississippi State		56	46
Mar. 4	Georgia		79	63
Mar. 4	Tennessee (finals)		95	58

National Invitation Tournament (New York)

Mar. 14	**City Col. of New York**		**50**	**89**
			2089	1696

(N1) Louisville (N2) Little Rock, Ark.
(N3) Owensboro, Ky. (N4) Memphis, Tenn.

—Leading Scorers—

Bill Spivey (7-0 So. C).....19.3
Jim Line (6-2 Sr. F).....13.1
Walt Hirsch (6-4 Jr. F).....9.9
Bobby Watson (5-10 So. G).....7.5
Dale Barnstable (6-3 Sr. G).....5.9

MEMORIAL COLISEUM ERA

1950-51–Won 32, Lost 2.

National Champions (NCAA Tournament)
SEC Champions (14-0)
Ranked 1st AP-UPI
Third Sugar Bowl Tournament

Coach: Adolph Rupp
Captain: Walt Hirsch
(Including exhibition games, Kentucky won 39 games and lost 2)

Dec. 1	W. Texas State	H	73	43
Dec. 9	Purdue	H	70	52
Dec. 12	Xavier	A	67	56
Dec. 14	Florida	H	85	37
Dec. 16	Kansas	H	68	39
Dec. 23	St. John's	A	43	37

Losses are in boldface. *Overtime Games

All-Time Results – 1903-1998

	Sugar Bowl (New Orleans)			
Dec. 29	St. Louis		42	*43
Dec. 30	Syracuse (consolation)		69	59
Jan. 5	Auburn	H	79	35
Jan. 8	DePaul	H	63	55
Jan. 13	Alabama	H	65	48
Jan. 15	Notre Dame	H	69	44
Jan. 20	Tennessee	A	70	45
Jan. 22	Georgia Tech	A	82	61
Jan. 27	Vanderbilt	A	74	49
Jan. 29	Tulane	A	104	68
Jan. 31	Louisiana State	A	81	59
Feb. 2	Mississippi State	A	80	60
Feb. 3	Mississippi	N1	86	39
Feb. 9	Georgia Tech	H	75	42
Feb. 13	Xavier	H	78	51
Feb. 17	Tennessee	H	86	61
Feb. 19	DePaul	A	60	57
Feb. 23	Georgia	H	88	41
Feb. 24	Vanderbilt	H	89	57
	SEC Tournament (Louisville)			
Mar. 1	Mississippi State		92	70
Mar. 2	Auburn		84	54
Mar. 3	Georgia Tech		82	56
Mar. 3	**Vanderbilt**		**57**	**61**
	Postseason Game			
Mar. 13	Loyola of Chicago	H	97	61
	NCAA Tournament (First Round) (Raleigh, N.C.)			
Mar. 20	Louisville		79	68
	(Eastern Regional) (New York)			
Mar. 22	St. John's		59	43
Mar. 24	Illinois		76	74
	(National Finals) (Minneapolis, Minn.)			
Mar. 27	Kansas State (finals)		68	58
			2540	1783

NCAA CHAMPIONS FOR THIRD TIME

	Exhibition Game			
Apr. 27	KY All-Stars	H	92	49
	Puerto Rico Exhibition Tour			
Aug. 25	San German Ath.		86	38
Aug. 26	Ponce Lions		83	43
Aug. 27	San Turce		93	40
Aug. 29	Univ. of Puerto Rico		91	44
Sept. 2	U.S. Navy		52	23
	(Called at half on account of rain)			
Sep. 3	Puerto Rico		75	46

(N1) Owensboro, Ky.

—Leading Scorers—

Bill Spivey (7-0 Jr. C).....19.2
Shelby Linville (6-5 Jr. F).....10.4
Bobby Watson (5-10 Jr. G).....10.4
Frank Ramsey (6-3 So. G).....10.1
Walt Hirsch (6-3 Sr. F).....9.1

1951-52–Won 29, Lost 3.

Ranked 1st AP, UPI
SEC Champions (14-0)
NCAA Participant
Runner-Up Sugar Bowl

Coach: Adolph Rupp
Captain: Robert Watson

Dec. 8	Washington & Lee	H	96	46
Dec. 10	Xavier	A	97	72
Dec. 13	**Minnesota**	**A**	**57**	**61**
Dec. 17	St. John's	H	81	40
Dec. 20	DePaul	H	98	60
Dec. 26	UCLA	H	84	53
	Sugar Bowl (New Orleans)			
Dec. 28	Brigham Young		84	64
Dec. 29	**St. Louis**		**60**	**61**
Jan. 2	Mississippi	N1	116	58
Jan. 5	Louisiana State	H	57	47
Jan. 7	Xavier	H	83	50
Jan. 12	Florida	A	99	52
Jan. 14	Georgia	N2	95	55
Jan. 19	Tennessee	A	65	56
Jan. 21	Georgia Tech	A	96	51
Jan. 26	Alabama	A	71	67
Jan. 28	Vanderbilt	A	88	51
Jan. 30	Auburn	A	88	48
Feb. 2	Notre Dame	N3	71	66
Feb. 4	Tulane	H	103	54
Feb. 6	Mississippi	H	81	61
Feb. 9	Georgia Tech	H	93	42
Feb. 11	Mississippi State	H	110	66
Feb. 16	Tennessee	H	95	40
Feb. 21	Vanderbilt	H	75	45
Feb. 23	DePaul	A	63	61
	SEC Champions			
	SEC Tournament (Louisville)			
Feb. 28	Georgia Tech		80	59
Feb. 29	Tulane		85	61
Mar. 1	Tennessee		81	66
Mar. 1	Louisiana State (finals)		44	43
	NCAA Tournament (Eastern Regional) (Raleigh, NC)			
Mar. 21	Penn. State		82	54
Mar. 22	**St. John's**		**57**	**64**
			2635	1774

(N1) Owensboro, Ky. (N2) Louisville
(N3) Chicago

—Leading Scorers—

Cliff Hagan (6-4 Jr. C).....21.6
Frank Ramsey (6-3 Jr. G).....15.9
Bobby Watson (5-10 Sr. G).....13.1
Lou Tsioropoulos (6-5 Jr. F).....7.9
Lucian Whitaker (6-0 Sr. F).....7.8

1952-53–No Schedule.

(Under suspension by NCAA)
Intra Squad Scrimmage Result

Coach: Adolph Rupp
Co-Captains: Cliff Hagan and Frank Ramsey

Dec. 13	Varsity	76	Freshman	45
Jan. 19	Ramsey's	71	Hagan's	50
Feb. 4	Hagan's	68	Ramsey's	55
Feb. 28	Blues	49	Whites	47
		264		197

1953-54–Won 25, Lost 0.

Ranked 1st AP, 2nd UPI
UKIT Champions
SEC Champions (14-0)
Declined NCAA Berth

Coach: Adolph Rupp
Co-Captains: Cliff Hagan and Frank Ramsey

Dec. 5	Temple	H	86	59
Dec. 12	Xavier	A	81	66
Dec. 14	Wake Forest	H	101	69
Dec. 18	St. Louis	A	71	59
	UK Invitation Tournament			
Dec. 21	Duke		85	69
Dec. 22	LaSalle (finals)		73	60
Dec. 28	Minnesota	H	74	59
Jan. 4	Xavier	H	77	71
Jan. 9	Georgia Tech	H	105	53
Jan. 11	DePaul	H	81	63
Jan. 16	Tulane	H	94	43
Jan. 23	Tennessee	A	97	71
Jan. 30	Vanderbilt	A	85	63
Feb. 2	Georgia Tech	N1	99	48
Feb. 4	Georgia	H	106	55
Feb. 6	Georgia	N2	100	68
Feb. 8	Florida	A	97	55
Feb. 13	Mississippi	H	88	62
Feb. 15	Mississippi State	H	81	49
Feb. 18	Tennessee	H	90	63
Feb. 20	DePaul	A	76	61
Feb. 22	Vanderbilt	H	100	64
Feb. 27	Auburn	N3	109	79
Mar. 1	Alabama	A	68	43
	SEC Playoff (Nashville, Tenn.)			

(Playoff game to determine SEC Champion and representative in NCAA Tournament. Kentucky and LSU tied for league title due to a schedule disagreement. Kentucky won but declined NCAA.)

Mar. 9	Louisiana State	63	56
		2187	1508

(N1) Louisville (N2) Owensboro , Ky.
(N3) Montgomery, Ala.

—Leading Scorers—

Cliff Hagan (6-4 Sr. C).....24.0
Frank Ramsey (6-3 Sr. G).....19.6
Lou Tsioropoulos (6-5 Sr. F).....14.5
Billy Evans (6-1 Jr. F).....8.4
Gayle Rose (6-0 Jr. G).....6.7

1954-55–Won 23, Lost 3.

NCAA Tournament Participant
UKIT Champions
SEC Champions (12-2)
Ranked 2nd AP, UPI

Coach: Adolph Rupp
Captain: Bill Evans

Dec. 4	Louisiana State	H	74	58
Dec. 11	Xavier	A	73	69
Dec. 18	Temple	H	79	61
	UK Invitation Tournament			
Dec. 21	Utah		70	65
Dec. 22	LaSalle (finals)		63	54
Dec. 30	St. Louis	H	82	65
Jan. 1	Temple	A	101	69
Jan. 8	**Georgia Tech**	**H**	**58**	**59**
Jan. 10	DePaul	H	92	59
Jan. 15	Tulane	A	58	44
Jan. 17	Louisiana State	A	64	62



UK's Frank Ramsey battled St. John's Bob Zawoluk during the Wildcats' victory on Dec. 17, 1951. It was Kentucky's 100th consecutive home win, part of a national record 129-game streak. By the way, Ramsey was charged with the foul.

Jan. 22	Tennessee	A	84	66
Jan. 29	Vanderbilt	A	75	71
Jan. 31	**Georgia Tech**	**A**	**59**	**65**
Feb. 3	Florida	H	87	63
Feb. 5	Mississippi	N1	84	66
Feb. 7	Mississippi State	A	61	56
Feb. 9	Georgia	H	86	40
Feb. 14	Xavier	H	66	55
Feb. 19	DePaul	A	76	72
Feb. 21	Vanderbilt	H	77	59
Feb. 26	Auburn	H	93	59
Feb. 28	Alabama	H	66	52
Mar. 5	Tennessee	H	104	61
	NCAA Tournament (Eastern Regional) (Evanston, IL)			
Mar. 11	**Marquette**		**71**	**79**
Mar. 12	Penn. State		84	59
			1987	1588

(N1) Memphis, Tenn.

—Leading Scorers—

Bob Burrow (6-7 Jr. C).....19.0
Billy Evans (6-1 Jr. F).....13.9
Jerry Bird (6-6 Jr. F).....10.7
Phil Grawemeyer (6-7 Jr. F).....*13.0
Gayle Rose (6-0 Sr. G).....7.4

*Grawemeyer ranked 4th in total points with 260 in 20 games. Broke leg against DePaul and missed last six games.

1955-56–Won 20, Lost 6.

Ranked 9th AP
2nd SEC (12-2)
NCAA Tournament Participant
UKIT Runner-Up

Coach: Adolph Rupp
Captain: Phil Grawemeyer

Dec. 3	Louisiana State	A	62	52
Dec. 10	**Temple**	**H**	**61**	**73**
Dec. 12	DePaul	H	71	69
Dec. 15	Maryland	A	62	61
Dec. 17	Idaho	H	91	49
	UK Invitation Tournament			
Dec. 20	Minnesota		72	65
Dec. 21	**Dayton (finals)**		**74**	**89**
Dec. 28	St. Louis	A	101	80
Jan. 7	Georgia Tech	H	104	51
Jan. 12	Tulane	H	85	63
Jan. 14	Louisiana State	H	107	65
Jan. 21	Tennessee	A	95	68
Jan. 28	**Vanderbilt**	**A**	**73**	**81**
Jan. 30	Georgia Tech	A	84	62
Feb. 1	Duke	H	81	76
Feb. 4	Auburn	N1	82	81
Feb. 6	Florida	A	81	70
Feb. 11	Mississippi	H	88	49
Feb. 13	Mississippi State	H	86	65
Feb. 18	**DePaul**	**A**	**79**	**81**
Feb. 20	Vanderbilt	H	76	55
Feb. 25	**Alabama**	**N1**	**77**	**101**
Feb. 27	Georgia	N2	143	66
Mar. 3	Tennessee	H	101	77
	NCAA Tournament			

(Kentucky represented the SEC in NCAA when champion Alabama declined the bid.)

	(Eastern Regional) (Iowa City, Iowa)			
Mar. 16	Wayne U.	A	84	64
Mar. 17	**Iowa**	**A**	**77**	**89**
			2197	1802

(N1) Montgomery, Ala. (N2) Louisville

—Leading Scorers—

Bob Burrow (6-7 Sr. C).....21.1
Jerry Bird (6-6 Sr. F).....16.2
Vernon Hatton (6-3 So. G).....13.3
Gerry Calvert (5-11 Jr. G).....11.2
Phil Grawemeyer (6-7 Sr. F).....8.4

1956-57–Won 23 Lost 5.

Ranked 3rd AP, UPI
UKIT Champions
SEC Champions (12-2)
Sugar Bowl Champions
NCAA Tournament Participant

Coach: Adolph Rupp
Honorary Co-Captains: Ed Beck and Gerry Calvert

Dec. 1	Washington & Lee	H	94	66
Dec. 3	Miami (FL)	H	114	75
Dec. 8	Temple	A	73	58
Dec. 10	**St. Louis**	**H**	**70**	**71**
Dec. 15	Maryland	H	76	55

Losses are in boldface. *Overtime Games

All-Time Results – 1903-1998

Dec. 18	Duke	A	84	85
	UK Invitation Tournament			
Dec. 21	Southern Methodist		73	67
Dec. 22	Illinois (finals)		91	70
	Sugar Bowl (New Orleans)			
Dec. 28	Virginia Tech		56	55
Dec. 29	Houston (finals)		111	76
Jan. 5	Georgia Tech	H	95	72
Jan. 7	Loyola (Chicago)	H	81	62
Jan. 12	Louisiana State	A	51	46
Jan. 14	**Tulane**	**A**	**60**	**68**
Jan. 19	Tennessee	A	97	72
Jan. 26	Vanderbilt	A	91	83
Jan. 28	Georgia Tech	A	76	65
Jan. 30	Georgia	H	84	53
Feb. 2	Florida	H	88	61
Feb. 8	Mississippi	N1	75	69
Feb. 11	**Mississippi State**	**A**	**81**	**89**
Feb. 15	Loyola (Chicago)	A	115	65
Feb. 18	Vanderbilt	H	80	78
Feb. 23	Alabama	H	79	60
Feb. 25	Auburn	H	103	85
Mar. 2	Tennessee	H	93	75
	SEC Champions NCAA Tournament (Midwest Regional) (Lexington)			
Mar. 15	Pittsburgh		98	92
Mar. 16	**Michigan State**		68	80
			2357	1953

(N1) Memphis, Tenn.

—Leading Scorers—

Johnny Cox (6-4 So. F).....19.4
Gerry Calvert (5-11 Sr. G).....15.2
Vernon Hatton (6-3 Jr. G).....14.8
John Crigler (6-3 Jr. F).....10.3
Ed Beck (6-7 Jr. C).....9.5

1957-58–Won 23, Lost 6.

National Champions (NCAA Tournament)
SEC Champions (12-2)
Ranked 9th AP, 14th UPI
UKIT Participant

Coach: Adolph Rupp
Honorary Captain: Ed Beck

Dec. 2	Duke	H	78	74
Dec. 4	Ohio State	A	61	54
Dec. 7	Temple	H	85	***83
Dec. 9	**Maryland**	**A**	**62**	**71**
Dec. 14	St. Louis	A	73	60
Dec. 16	**Southern Methodist**	**A**	**64**	**65**
	UK Invitation Tournament			
Dec. 20	**West Virginia**		**70**	**77**
Dec. 21	Minnesota		78	58
Dec. 23	Utah State	H	92	64
Dec. 30	Loyola (Chicago)	H	75	42
Jan. 4	Georgia Tech	H	76	60
Jan. 6	Vanderbilt	A	86	81
Jan. 11	Louisiana State	H	97	52
Jan. 13	Tulane	H	86	50
Jan. 18	Tennessee	H	77	68
Jan. 27	**Georgia Tech**	**A**	**52**	**71**
Jan. 29	Georgia	N1	74	55
Jan. 31	Florida	A	78	56
Feb. 8	Mississippi	H	96	65
Feb. 10	Mississippi State	H	72	62
Feb. 15	**Loyola (Chicago)**	**A**	**56**	**57**
Feb. 17	Vanderbilt	H	65	61
Feb. 22	Alabama	N2	45	*43
Feb. 24	**Auburn**	**N3**	**63**	**64**
Mar. 1	Tennessee	A	77	66
	NCAA Tournament (Mideast Regional) (Lexington)			
Mar. 14	Miami (Ohio)		94	70
Mar. 15	Notre Dame		89	56
	Finals (Louisville)			
Mar. 21	Temple		61	60
Mar. 22	Seattle (finals)		84	72
			2166	1817

NCAA CHAMPIONS
FOR RECORD FOURTH TIME

(N1) Atlanta (N2) Montgomery, Ala.
(N3) Birmingham, Ala.

—Leading Scorers—

Vernon Hatton (6-3 Sr. G).....17.1
Johnny Cox (6-4 Jr. F).....14.9
John Crigler (6-3 Sr. F).....13.6
Adrian Smith (6-0 Sr. G).....12.4
Ed Beck (6-7 Sr. C).....5.6

1958-59–Won 24 Lost 3.

NCAA Tournament Participant
UKIT Champions
2nd SEC (12-2)
Ranked 2nd in Polls

Coach: Adolph Rupp
Honorary Captain: Johnny Cox

Dec. 1	Florida State	H	91	68
Dec. 6	Temple	A	76	71
Dec. 8	Duke	A	78	64
Dec. 11	Southern Methodist	H	72	60
Dec. 13	St. Louis	H	76	57
Dec. 15	Maryland	H	58	*56
	UK Invitation Tournament			
Dec. 19	Ohio State		95	76
Dec. 20	West Virginia (finals)		97	91
Dec. 29	Navy	H	82	69
Dec. 30	Illinois	N1	76	75
Jan. 3	Georgia Tech	H	72	62
Jan. 6	**Vanderbilt**	**A**	**66**	**75**
Jan. 10	Louisiana State	A	76	61
Jan. 12	Tulane	A	85	68
Jan. 17	Tennessee	H	79	58
Jan. 26	Georgia Tech	A	94	70
Jan. 29	Georgia	H	108	55
Jan. 31	Florida	H	94	51
Feb. 7	Mississippi	N2	97	72
Feb. 9	**Mississippi State**	**A**	**58**	**66**
Feb. 14	Notre Dame	N3	71	52
Feb. 18	Vanderbilt	H	83	71
Feb. 21	Auburn	H	75	56
Feb. 23	Alabama	H	39	32
Feb. 28	Tennessee	A	69	56
	NCAA Tournament (Kentucky represented the SEC in NCAA when champion Mississippi State declined the bid.) (Mideast Regional) (Evanston, Ill.)			
Mar. 13	**Louisville**		**61**	**76**
Mar. 14	Marquette		98	69
			2126	1737

(N1) Louisville (N2) Jackson, Miss. (N3) Chicago

—Leading Scorers—

Johnny Cox (6-4 Sr. F).....17.9
Billy Ray Lickert (6-3 So. G).....13.5
Bennie Coffman (6-0 Jr. G).....10.7
Don Mills (6-6 Jr. C).....10.5
Sid Cohen (6-1 Jr. G).....8.1
Dickie Parsons (5-10 So. G).....8.0

1959-60–Won 18 Lost 7.

3rd SEC (10-4)
UKIT Runner Up

Coach: Adolph Rupp
Co-Captains: Bill Lickert and Don Mills

Dec. 1	Colorado State	H	106	73
Dec. 4	UCLA	A	68	66
Dec. 5	**Southern California**	**A**	**73**	**87**
Dec. 12	**St. Louis**	**A**	**61**	**73**
Dec. 14	Kansas	A	77	*72
	UK Invitation Tournament			
Dec. 18	North Carolina		76	70
Dec. 19	**West Virginia (finals)**		**70**	**79**
Dec. 20	Temple	N1	97	92
Dec. 28	Ohio State	H	96	93
Jan. 2	**Georgia Tech**	**H**	**54**	**62**
Jan. 5	Vanderbilt	A	76	59
Jan. 9	Louisiana State	H	77	45
Jan. 11	Tulane	H	68	42
Jan. 16	Tennessee	A	78	68
Jan. 25	**Georgia Tech**	**A**	**44**	**65**
Jan. 27	Georgia	N2	84	60
Jan. 29	Florida	A	75	62
Feb. 6	Mississippi	H	61	43
Feb. 8	Mississippi State	H	90	59
Feb. 13	Notre Dame	H	68	65
Feb. 16	Vanderbilt	H	68	60
Feb. 20	**Auburn**	**A**	**60**	**61**
Feb. 22	Alabama	N3	75	55
Feb. 27	**Tennessee**	**H**	**63**	**65**
Mar. 5	Pittsburgh	H	73	66
			1838	1642

(N1) Louisville (N2) Columbus, Ga.
(N3) Montgomery, Ala.

—Leading Scorers—

Billy Ray Lickert (6-3 Jr. f-G).....14.4
Don Mills (6-6 Sr. C-F).....12.7
Sid Cohen (6-1 Sr. G).....10.7
Bennie Coffman (6-0 Sr. G).....10.2
Ned Jennings (6-9 Jr. C).....8.8

1960-61–Won 19 Lost 9.

NCAA Tournament Participant
UKIT Runner-Up
2nd SEC (10-4)
Ranked 18th UPI

Coach: Adolph Rupp
Captain: Dick Parsons

Dec. 1	Virginia Military Inst.	H	72	56
Dec. 3	**Florida State**	**H**	**58**	**63**
Dec. 7	Notre Dame	N1	68	62
Dec. 13	North Carolina	N2	70	65
Dec. 17	**Temple**	**A**	**58**	**66**
	UK Invitation Tournament			
Dec. 21	Illinois		83	78
Dec. 22	**St. Louis (finals)**		**72**	***74**
Dec. 31	Missouri	H	81	69
Jan. 2	Miami (Ohio)	H	70	58
Jan. 7	Georgia Tech	H	89	79
Jan. 9	**Vanderbilt**	**A**	**62**	**64**
Jan. 13	**Louisiana State**	**A**	**59**	**73**
Jan. 14	**Tulane**	**A**	**70**	**72**
Jan. 21	Tennessee	H	83	54
Jan. 30	**Georgia Tech**	**A**	**60**	**62**
Feb. 4	Florida	H	89	68
Feb. 7	Georgia	H	74	67
Feb. 11	Mississippi	N3	74	60
Feb. 13	Mississippi State	A	68	62
Feb. 17	UCLA	H	77	76
Feb. 21	Vanderbilt	H	60	59
Feb. 25	Alabama	H	80	53
Feb. 27	Auburn	H	77	51
Mar. 4	Tennessee	A	68	61
	SEC Playoff (Knoxville, TN)			

(To determine SEC representative in NCAA Tournament after champion Mississippi State declined bid. Second place Kentucky and Vanderbilt each had 10-4 records.)

Mar. 9	Vanderbilt		88	67
Mar. 11	**Marquette**	**N4**	**72**	**88**
	NCAA Tournament (Mideast Regional) (Louisville)			
Mar. 17	Morehead		71	64
Mar. 18	**Ohio State**		74	87
			2027	1858

(N1) Louisville (N2) Greensboro, N.C.
(N3) Jackson, Miss. (N4) Chicago

—Leading Scorers—

Billy Ray Lickert (6-3 Sr. F-G).....16.0
Roger Newman (6-4 Sr. F-G).....14.1
Larry Pursiful (6-1 Jr. G).....13.4
Ned Jennings (6-9 Sr. C).....11.5
Carroll Burchett (6-4 Jr. F-C).....5.1

1961-62–Won 23 Lost 3.

UKIT Champions
SEC Co-Champions (13-1)
NCAA Tournament Participant
Ranked 3rd AP, UPI

Coach: Adolph Rupp
Captain: Larry Pursiful

Dec. 2	Miami (Ohio)	H	93	61
Dec. 4	**Southern California**	**H**	**77**	**79**
Dec. 11	St. Louis	H	86	77
Dec. 16	Baylor	H	94	60
Dec. 18	Temple	H	78	55
	UK Invitation Tournament			
Dec. 22	Tennessee		96	69
Dec. 23	Kansas State (finals)		80	67
Dec. 27	Yale	H	79	58
Dec. 30	Notre Dame	N1	100	53
Jan. 2	Virginia	H	93	73
Jan. 6	Georgia Tech	H	89	70
Jan. 8	Vanderbilt	A	77	68
Jan. 12	Louisiana State	H	84	63
Jan. 15	Tennessee	A	95	82
Jan. 29	Georgia Tech	A	71	62
Jan. 31	Georgia	N2	86	59
Feb. 2	Florida	A	81	69
Feb. 10	Mississippi	H	83	60
Feb. 12	**Mississippi State**	**H**	**44**	**49**
Feb. 19	Vanderbilt	H	87	80
Feb. 24	Alabama	A	73	65
Feb. 26	Auburn	A	63	60
Mar. 5	Tulane	H	97	72
Mar. 10	Tennessee	H	90	59
	NCAA Tournament (Mideast Regional) (Iowa City, IA)			
Mar. 16	Butler		81	60
Mar. 17	**Ohio State**		64	74
			2141	1704

(N1) Louisville
(N2) Atlanta

—Leading Scorers—

Cotton Nash (6-5 So. C-F).....23.4
Larry Pursiful (6-1 Sr. G).....19.1
Carroll Burchett (6-4 Sr. C-F).....11.2
Scotty Baesler (6-0 Jr. G).....10.9
Roy Roberts (6-4 Jr. F).....7.0

1962-63–Won 16 Lost 9.

5th SEC (8-6)
UKIT Champions

Coach: Adolph Rupp
Captain: Scotty Baesler

Dec. 1	**Virginia Tech**	**H**	**77**	**80**
Dec. 8	Temple	A	56	52
Dec. 12	Florida State	H	83	54
Dec. 15	Northwestern	H	71	60
Dec. 17	**North Carolina**	**H**	**66**	**68**
	UK Invitation Tournament			
Dec. 21	Iowa		94	69
Dec. 22	West Virginia (finals)		79	75
Dec. 27	Dartmouth	H	95	49
Dec. 29	Notre Dame	N1	78	70
Dec. 31	**St. Louis**	**A**	**63**	**87**
Jan. 5	**Georgia Tech**	**H**	**85**	****86**
Jan. 7	Vanderbilt	A	106	82
Jan. 11	Louisiana State	A	63	56
Jan. 12	Tulane	A	81	72
Jan. 19	**Tennessee**	**H**	**69**	***78**
Jan. 26	Xavier	H	90	76
Jan. 28	**Georgia Tech**	**A**	**62**	**66**
Jan. 31	Georgia	H	74	67
Feb. 2	Florida	H	94	71
Feb. 9	Mississippi	N2	75	69
Feb. 11	**Mississippi State**	**A**	**52**	**56**
Feb. 18	**Vanderbilt**	**H**	**67**	**69**
Feb. 23	Auburn	H	78	59
Feb. 25	Alabama	H	80	63
Mar. 2	**Tennessee**	**A**	**55**	**63**
			1893	1697

(N1) Louisville (N2) Jackson, Miss.

—Leading Scorers—

Cotton Nash (6-5 Jr. F-C).....20.6
*Charles Ishmael (6-5 Jr. G).....11.1
Ted Deeken (6-3 Jr. F).....9.8
Scotty Baesler (6-0 Sr G).....9.7
Roy Roberts (6-4 Sr. F).....9.0
Ineligible second semester

1963-64–Won 21 Lost 8.

UKIT and Sugar Bowl Champions
SEC Champions (11-3)
Ranked 3rd UPI, 4th AP
NCAA Tournament Participant

Coach: Adolph Rupp
Co-Captains: Cotton Nash and Ted Deeken

Nov. 30	Virginia	H	75	64
Dec. 2	Texas Tech	H	107	91
Dec. 7	Northwestern	A	95	63
Dec. 9	North Carolina	H	100	80
Dec. 14	Baylor	H	101	65
	UK Invitation Tournament			
Dec. 20	Wisconsin		108	85
Dec. 21	Wake Forest (finals)		98	75
Dec. 28	Notre Dame	N1	101	81
	Sugar Bowl (New Orleans)			
Dec. 30	Loyola (La.)		86	64
Dec. 31	Duke (finals)		81	79
Jan. 4	**Georgia Tech**	**A**	**67**	**76**
Jan. 6	**Vanderbilt**	**A**	**83**	**85**
Jan. 10	Louisiana State	H	103	84
Jan. 11	Tulane	H	105	63
Jan. 18	Tennessee	H	66	57
Jan. 25	Georgia Tech	H	79	62
Feb. 1	Florida	A	77	72
Feb. 3	Georgia	A	103	83
Feb. 8	Mississippi	H	102	59
Feb. 10	Mississippi State	H	65	59
Feb. 17	Vanderbilt	H	104	73
Feb. 23	Auburn	N2	99	79
Feb. 24	**Alabama**	**A**	**59**	**65**
Feb. 29	Tennessee	A	42	38
Mar. 2	**St. Louis**	**H**	**60**	**67**
	NCAA Tournament (Mideast Regional) (Minneapolis)			
Mar. 13	Ohio University		69	85
Mar. 14	Loyola (Chicago)		91	100
			2326	1954

(N1) Louisville (N2) Montgomery, Ala.

—Leading Scorers—

Cotton Nash (6-5 Sr. C-F).....24.0
Ted Deeken (6-3 Sr. F).....18.5
Larry Conley (6-3 So. F-C).....12.2
Terry Mobley (6-2 Jr. G).....9.4
Randy Embry (5-11 Jr. G).....7.2

Losses are in boldface. ***Overtime Games**

All-Time Results – 1903-1998

1964-65–Won 15 Lost 10.

5th SEC (10-6)
UKIT Runner Up

Coach: Adolph Rupp
Captain: Randy Embry

Dec. 4	Iowa	H	85	77
Dec. 7	**North Carolina**	**N1**	**67**	**82**
Dec. 9	Iowa State	H	100	74
Dec. 12	Syracuse	H	110	77
	UK Invitation Tournament			
Dec. 18	West Virginia		102	78
Dec. 19	**Illinois (finals)**		**86**	**91**
Dec. 22	**St. Louis**	**A**	**75**	**80**
Dec. 29	**Notre Dame**	**N2**	**97**	**111**
Jan. 2	Dartmouth	H	107	67
Jan. 5	**Vanderbilt**	**H**	**79**	**97**
Jan. 9	Louisiana State	A	79	66
Jan. 11	Tulane	A	102	72
Jan. 16	**Tennessee**	**A**	**58**	**77**
Jan. 18	Auburn	H	73	67
Jan. 23	**Florida**	**A**	**68**	**84**
Jan. 25	Georgia	A	102	82
Jan. 30	Florida	H	78	61
Feb. 1	Georgia	H	96	64
Feb. 6	Mississippi	H	102	65
Feb. 8	Mississippi State	H	74	56
Feb. 16	**Vanderbilt**	**A**	**90**	**91**
Feb. 20	**Auburn**	**A**	**69**	**88**
Feb. 22	**Alabama**	**A**	**71**	**75**
Feb. 27	Tennessee	H	61	60
Mar. 1	Alabama	H	78	72
			2109	1914

(N1) Charlotte, N.C. (N2) Louisville

—Leading Scorers—

Louie Dampier (6-0 So. G) 17.0
Pat Riley (6-4 So. F) 15.0
Tommy Kron (6-5 Jr. G-F) 12.3
John Adams (6-7 Sr. C) 11.8
Larry Conley (6-3 Jr. F) 11.6

1965-66–Won 27 Lost 2.

SEC Champions (15-1)
UKIT Champions
Ranked First in Polls
National Runner Up in NCAA

Coach: Adolph Rupp
Honorary Captain:

Dec. 1	Hardin-Simmons	H	83	55
Dec. 4	Virginia	A	99	73
Dec. 8	Illinois	A	86	68
Dec. 11	Northwestern	H	86	75
	UK Invitation Tournament			
Dec. 17	Air Force		78	58
Dec. 18	Indiana (finals)		91	56
Dec. 22	Texas Tech	A	89	73
Dec. 29	Notre Dame	N1	103	69
Jan. 3	St. Louis	H	80	70
Jan. 8	Florida	A	78	64
Jan. 10	Georgia	A	69	**65
Jan. 15	Vanderbilt	H	96	83
Jan. 24	Louisiana State	H	111	85
Jan. 29	Auburn	H	115	78
Jan. 31	Alabama	H	82	62
Feb. 2	Vanderbilt	A	105	90
Feb. 5	Georgia	H	74	50
Feb. 7	Florida	H	85	75
Feb. 12	Auburn	A	77	64
Feb. 14	Alabama	A	90	67
Feb. 19	Mississippi State	A	73	69
Feb. 21	Mississippi	A	108	65
Feb. 26	Tennessee	H	78	64
Mar. 5	**Tennessee**	**A**	**62**	**69**
Mar. 7	Tulane	H	103	74
	NCAA Tournament (Mideast Regional) (Iowa City, Iowa)			
Mar. 11	#Dayton		86	79
Mar. 12	Michigan		84	77
	(Finals) (College Park, Md.)			
Mar. 18	Duke		83	79
Mar. 19	**Texas Western**		**65**	**72**
			2519	2028
	International Universities Tournament (Tel Aviv, Israel) (Not counted in Won-Loss Record)			
Aug. 3	Warsaw University		67	58
Aug. 4	Cambridge University		104	45
Aug. 6	Salonika University		91	60
Aug. 10	Istanbul University		82	36
Aug. 11	Warsaw University		87	57

(N1) Louisville

—Leading Scorers—

Pat Riley (6-4 Jr. F) 22.0
Louie Dampier (6-0 Jr. G) 21.1
Thad Jaracz (6-5 So. C) 13.2
Larry Conley (6-3 Sr. F) 11.5
Tommy Kron (6-5 Sr. G) 10.2

#Adolph Rupp wins his 747th game to pass Phog Allen of Kansas.

1966-67–Won 13 Lost 13.

(Worst Record under Rupp)
Tied 5th SEC (8-10)
UKIT Champions

Coach: Adolph Rupp
Honorary Captain:

Dec. 3	Virginia	H	104	84
Dec. 5	**Illinois**	**H**	**97**	***98**
Dec. 10	Northwestern	A	118	116
Dec. 13	**North Carolina**	**H**	**55**	**64**
Dec. 17	**Florida**	**H**	**75**	**78**
	UK Invitation Tournament			
Dec. 22	Oregon State		96	66
Dec. 23	Kansas State (finals)		83	79
Dec. 28	**Cornell**	**H**	**77**	**92**
Dec. 31	Notre Dame	N1	96	85
Jan. 5	**Vanderbilt**	**H**	**89**	***91**
Jan. 14	**Florida**	**A**	**72**	**89**
Jan. 16	**Georgia**	**A**	**40**	**49**
Jan. 21	Auburn	H	60	58
Jan. 23	**Tennessee**	**H**	**50**	****52**
Jan. 28	Louisiana State	H	102	72
Jan. 30	Mississippi	H	96	53
Feb. 4	Louisiana State	A	105	84
Feb. 6	Mississippi	A	79	70
Feb. 11	**Mississippi State**	**H**	**72**	***77**
Feb. 13	**Tennessee**	**A**	**57**	**76**
Feb. 18	#Mississippi State	A	103	74
Feb. 20	Georgia	H	101	76
Feb. 25	**Alabama**	**A**	**71**	**81**
Feb. 27	**Auburn**	**A**	**49**	**60**
Mar. 4	**Vanderbilt**	**A**	**94**	**110**
Mar. 6	Alabama	H	110	78
			2151	2012

(N1) Louisville

—Leading Scorers—

Louie Dampier (6-0 Sr. G) 20.6
Pat Riley (6-4 So. F) 17.4
Thad Jaracz (6-5 Jr. C-F) 11.3
Cliff Berger (6-8 Jr. C) 11.3
Phil Argento (6-0 So. G) 5.2

#Coach Rupp passes Western Kentucky's E. A. Diddle to become the all-time winningest coach with 760 victories.

1967-68–Won 22 Lost 5.

SEC Champions (15-3)
UKIT Champions
Ranked 4th in Polls

Coach: Adolph Rupp
Captain: Thad Jaracz

Dec. 2	Michigan	A	96	79
Dec. 4	Florida	H	99	76
Dec. 6	Xavier	H	111	76
Dec. 9	Pennsylvania	H	64	49
Dec. 12	**North Carolina**	**N1**	**77**	**84**
	UK Invitation Tournament			
Dec. 22	Dayton		88	85
Dec. 23	South Carolina (finals)		76	66
Dec. 30	Notre Dame	N2	81	73
Jan. 6	Vanderbilt	A	94	78
Jan. 8	Alabama	A	84	76
Jan. 13	**Florida**	**A**	**78**	**96**
Jan. 15	Georgia	H	104	73
Jan. 20	**Auburn**	**A**	**73**	**74**
Jan. 22	**Tennessee**	**A**	**59**	**87**
Jan. 27	Louisiana State	A	121	95
Jan. 29	Mississippi	A	85	76
Feb. 3	Louisiana State	H	109	96
Feb. 5	Mississippi	H	78	62
Feb. 10	Mississippi State	A	92	84
Feb. 12	Tennessee	H	60	59
Feb. 17	Mississippi State	H	107	81
Feb. 19	Georgia	A	106	87
Feb. 24	Alabama	H	96	83
Feb. 26	Auburn	H	89	57
Mar. 2	Vanderbilt	H	85	80
	NCAA Tournament (Mideast Regional) (Lexington)			
Mar. 15	Marquette		107	89
Mar. 16	**Ohio State**		**81**	**82**
			2400	2103

(N1) Greensboro, N.C. (N2) Louisville

—Leading Scorers—

Mike Casey (6-4 So. G) 20.1
Dan Issel (6-8 So. C) 16.4
Mike Pratt (6-4 So. F) 14.1
Phil Argento (6-2 Jr. G) 12.3
Thad Jaracz (6-5 Sr. F) 11.3

1968-69–Won 23 Lost 5.

SEC Champions (16-2)
UKIT Champions
Ranked 7th in Polls

Coach: Adolph Rupp
Captain: Phil Argento

Nov. 30	Xavier	H	115	77
Dec. 2	Miami	A	86	77
Dec. 7	**North Carolina**	**H**	**77**	**87**
Dec. 14	Pennsylvania	A	102	78
	UK Invitation Tournament			
Dec. 20	Michigan		112	104
Dec. 21	Army (finals)		80	65
Dec. 28	Notre Dame	N1	110	90
Dec. 31	**Wisconsin**	**N2**	**65**	**69**
Jan. 4	Mississippi	A	69	59
Jan. 6	Mississippi State	A	91	72
Jan. 11	Florida	H	88	67
Jan. 13	Georgia	H	88	68
Jan. 18	Tennessee	A	69	66
Jan. 25	Louisiana State	A	108	96
Jan. 27	Alabama	A	83	*70
Feb. 1	Vanderbilt	H	103	89
Feb. 3	Auburn	H	105	93
Feb. 8	Mississippi	H	104	68
Feb. 10	Mississippi State	H	91	69
Feb. 15	**Florida**	**A**	**81**	**82**
Feb. 17	Georgia	A	85	77
Feb. 22	Louisiana State	H	103	89
Feb. 26	Alabama	H	108	79
Mar. 1	**Vanderbilt**	**A**	**99**	**101**
Mar. 3	Auburn	A	90	86
Mar. 8	Tennessee	H	84	69
	NCAA Tournament (Mideast Regional) (Madison, Wisc.)			
Mar. 13	**Marquette**		**74**	**81**
Mar. 15	Miami		72	71
			2542	2199

(N1) Louisville (N2) Chicago

—Leading Scorers—

Dan Issel (6-8 Jr. C) 26.6
Mike Casey (6-4 Jr. G) 19.1
Mike Pratt (6-4 Jr. F) 16.9
Phil Argento (6-2 Sr. G) 10.0
Larry Steele (6-5 So. F) 8.6

1969-70–Won 26, Lost 2.

SEC Champions (17-1)
UKIT Champions
Ranked First in Polls

Coach: Adolph Rupp
Co-Captains: Dan Issel and Mike Pratt

Dec. 1	West Virginia	H	106	87
Dec. 6	Kansas	H	115	85
Dec. 8	North Carolina	N1	94	87
Dec. 13	Indiana	H	109	92
	UK Invitation Tournament			
Dec. 19	Navy		73	59
Dec. 20	Duke (finals)		98	76
Dec. 27	Notre Dame	N2	102	100
Dec. 29	Miami (Ohio)	H	80	58
Jan. 3	Mississippi	H	95	73
Jan. 5	Mississippi State	H	111	76
Jan. 10	Florida	A	88	69
Jan. 12	Georgia	A	72	71
Jan. 17	Tennessee	H	68	52
Jan. 24	Louisiana State	H	109	96
Jan. 26	Alabama	H	86	71
Jan. 31	**Vanderbilt**	**A**	**81**	**89**
Feb. 2	Auburn	A	84	83
Feb. 7	Mississippi	A	120	85
Feb. 9	Mississippi State	A	86	57
Feb. 14	Florida	H	110	66
Feb. 16	Georgia	H	116	86
Feb. 21	Louisiana State	A	121	105
Feb. 23	Alabama	A	98	89
Feb. 28	Vanderbilt	H	90	86
Mar. 2	Auburn	H	102	81
Mar. 7	Tennessee	A	86	69
	NCAA Tournament (Mideast Regional) (Columbus, Ohio)			
Mar. 12	Notre Dame		109	99
Mar. 14	**Jacksonville**		**100**	**106**
			2709	2253

(N1) Charlotte, N.C. (N2) Louisville

—Leading Scorers—

Dan Issel (6-8 Sr. C) 33.9
Mike Pratt (6-4 Sr. F) 19.3
Tom Parker (6-6 So. F) 10.4
Larry Steele (6-5 Jr. F) 8.8
Terry Mills (6-2 Jr. G) 8.1

1970-71–Won 22 Lost 6.

SEC Champions (16-2)
UKIT Runner Up
Ranked 10th AP

Coach: Adolph Rupp
Honorary Co-Captains: Mike Casey and Larry Steele

Dec. 1	Northwestern	A	115	100
Dec. 5	Michigan	H	104	93
Dec. 7	West Virginia	A	106	100
Dec. 12	Indiana	A	95	*93
	UK Invitation Tournament			
Dec. 18	DePaul		106	85
Dec. 19	**Purdue (finals)**		**83**	**89**
Dec. 22	Oregon State	H	84	78
Dec. 29	**Notre Dame**	**N1**	**92**	**99**
Jan. 2	Mississippi	A	103	95
Jan. 4	Mississippi State	A	79	71
Jan. 9	Florida	H	101	75
Jan. 11	Georgia	H	79	66
Jan. 16	**Tennessee**	**A**	**71**	**75**
Jan. 23	Louisiana State	A	82	79
Jan. 25	Alabama	A	86	73
Jan. 30	Vanderbilt	H	102	92
Feb. 1	Auburn	H	114	76
Feb. 6	Mississippi	H	121	86
Feb. 8	Mississippi State	H	102	83
Feb. 13	**Florida**	**A**	**65**	**74**
Feb. 15	Georgia	A	107	95
Feb. 20	Louisiana State	H	110	73
Feb. 22	Alabama	H	101	74
Feb. 27	Vanderbilt	A	119	90
Mar. 1	Auburn	A	102	83
Mar. 6	Tennessee	H	84	78
	NCAA Tournament (Mideast Regional) (Athens, Ga.)			
Mar. 18	**Western Kentucky**		**83**	**107**
Mar. 20	**Marquette**		**74**	**91**
			2670	2373

(N1) Louisville

—Leading Scorers—

Tom Parker (6-7 Jr. F) 17.6
Mike Casey (6-4 Sr. G) 17.0
Tom Payne (7-2 So. C) 16.9
Kent Hollenbeck (6-4 Jr. G) 14.0
Larry Steele (6-5 Sr. F) 13.1

1971-72–Won 21 Lost 7.

SEC Champions (14-4)
UKIT Champions
Ranked 14th UPI and 18th AP

Coach: Adolph Rupp
Honorary Co-Captains: Stan Key and Tom Parker

Dec. 1	Northwestern	H	94	85
Dec. 4	Kansas	A	79	69
Dec. 6	Kansas State	A	71	64
Dec. 11	**Indiana**	**N1**	**89**	****90**
Dec. 13	**Michigan State**	**H**	**85**	**91**
	UK Invitation Tournament			
Dec. 17	Missouri		83	79
Dec. 18	Princeton (finals)		96	82
Dec. 28	Notre Dame	N1	83	67
Jan. 8	Mississippi	H	93	82
Jan. 10	Mississippi State	H	104	76
Jan. 15	**Florida**	**A**	**70**	**72**
Jan. 17	**Georgia**	**A**	**73**	**85**
Jan. 22	Tennessee	H	72	70
Jan. 24	Vanderbilt	H	106	80
Jan. 29	Louisiana State	H	89	71
Jan. 31	Alabama	H	77	74
Feb. 5	Vanderbilt	A	85	*80
Feb. 7	Auburn	A	78	72
Feb. 12	Mississippi	A	90	82
Feb. 14	Mississippi State	A	63	55
Feb. 19	Florida	H	95	68
Feb. 21	Georgia	H	87	63
Feb. 26	**Louisiana State**	**A**	**71**	**88**
Feb. 28	**Alabama**	**A**	**70**	**73**
Mar. 6	Auburn	H	102	67
Mar. 9	Tennessee	A	67	66
	(Earned NCAA bid by beating Tennessee twice.)			
	NCAA Tournament (Mideast Regional) (Dayton, Ohio)			
Mar. 16	Marquette		85	69
Mar. 18	**Florida State**		**54**	**73**
			2311	2093

(N1) Louisville

—Leading Scorers—

Jim Andrews (6-11 Jr. C) 21.5
Tom Parker (6-7 Sr. F) 18.0
Ronnie Lyons (5-10 So. G) 13.2
Stan Key (6-3 Sr. G) 12.5
Larry Stamper (6-6 Jr. F) 10.3

Losses are in boldface. ***Overtime Games**

All-Time Results – 1903-1998

JOE B. HALL ERA

1972-73–Won 20 Lost 8.

SEC Champions (14-4)
UKIT Champions
Ranked 15th UPI and 17th AP

Coach: Joe B. Hall
Honorary Captain: Jim Andrews

Dec. 2	Michigan State	A	75	66
Dec. 4	**Iowa**	**H**	**66**	**79**
Dec. 9	**Indiana**	**A**	**58**	**64**
Dec. 11	**North Carolina**	**N1**	**70**	**78**
	UK Invitation Tournament			
Dec. 15	Nebraska		85	60
Dec. 16	Oregon (finals)		95	68
Dec. 23	Kansas	H	77	71
Dec. 30	Notre Dame	N1	65	63
Jan. 6	**Mississippi**	**A**	**58**	**61**
Jan. 8	Mississippi State	A	90	81
Jan. 13	Florida	H	95	65
Jan. 15	Georgia	H	89	68
Jan. 20	**Tennessee**	**A**	**64**	**65**
Jan. 22	**Vanderbilt**	**A**	**75**	**76**
Jan. 27	Louisiana State	A	86	71
Jan. 29	Alabama	A	95	93
Feb. 3	**Vanderbilt**	**H**	**76**	**83**
Feb. 5	Auburn	H	88	57
Feb. 10	Mississippi	H	88	70
Feb. 12	Mississippi State	H	100	*87
Feb. 17	Florida	A	94	83
Feb. 19	Georgia	A	99	86
Feb. 24	Louisiana State	H	94	76
Feb. 26	Alabama	H	111	95
Mar. 3	Auburn	A	91	79
Mar. 8	Tennessee	H	86	81
	NCAA Tournament			
	(Mideast Regional)			
	(Nashville, Tenn.)			
Mar. 15	Austin Peay		106	*100
Mar. 17	**Indiana**		65	72
			2341	2098

(N1) Louisville

—Leading Scorers—

Jim Andrews (6-11 Sr. C) 20.1
Kevin Grevey (6-5 So. F) 18.7
Jimmy Dan Conner (6-4 So. G-F) 11.2
Ronnie Lyons (5-10 Jr. G) 9.2
Mike Flynn (6-3 So. G) 9.1

1973-74–Won 13, Lost 13.

UKIT Champions
Worst Under Hall
Tied 4th SEC (9-9)

Coach: Joe B. Hall
Captain: Ronnie Lyons

Dec. 1	Miami (Ohio)	H	81	68
Dec. 3	**Kansas**	**A**	**63**	**71**
Dec. 8	**Indiana**	**N1**	**68**	**77**
Dec. 10	**North Carolina**	**N2**	**84**	**101**
Dec. 14	Iowa	A	88	80
	UK Invitation Tournament			
Dec. 21	Dartmouth		102	77
Dec. 22	Stanford (finals)		78	77
Dec. 29	**Notre Dame**	**N1**	**79**	**94**
Jan. 5	**Louisiana State**	**A**	**84**	**95**
Jan. 7	Georgia	H	80	74
Jan. 12	Auburn	H	79	58
Jan. 14	**Tennessee**	**A**	**54**	**67**
Jan. 19	Mississippi	H	93	64
Jan. 21	**Alabama**	**A**	**77**	**81**
Jan. 26	Florida	A	91	82
Jan. 28	**Vanderbilt**	**H**	**65**	**82**
Feb. 2	Mississippi State	A	82	70
Feb. 4	Louisiana State	H	73	70
Feb. 9	Georgia	A	86	72
Feb. 11	**Auburn**	**A**	**97**	***99**
Feb. 16	Tennessee	H	61	58
Feb. 18	**Mississippi**	**A**	**60**	**61**
Feb. 23	**Alabama**	**H**	**71**	**94**
Feb. 25	**Florida**	**H**	**65**	**75**
Mar. 2	**Vanderbilt**	**A**	**69**	**71**
Mar. 4	Mississippi State	H	108	69
			2038	1987

(N1) Louisville (N2) Greensboro, N.C.

—Leading Scorers—

Kevin Grevey (6-5 Jr. F) 21.9
Bob Guyette (6-9 Jr. C) 12.7
Jimmy Dan Conner (6-4 Jr. F-G) 12.0
Mike Flynn (6-3 Jr. G) 11.5
Ronnie Lyons (5-10 Sr. G) 7.8

1974 Australian Exhibition Tour
(Not counted in Won-Lost Record)

May 13	Tahitian National Team	116	62
May 17	**Australia**	**87**	**97**
May 18	Newcastle	90	78
May 19	N.S.W. All Stars	123	67
May 21	Illawaarra Hawks	115	57
May 22	N.S.W. All Stars	106	50
May 23	A.C.T.	96	69
May 25	Bulleen Heidelberg	88	83
May 26	St. Kilda Business House	80	67
May 27	Nunawading	99	82
May 28	**Melbourne**	**79**	**86**
May 30	Gippsland All Stars	127	74
May 31	Bulleen Heidelberg	72	71
June 1	Laker All Stars	111	83
June 3	South Australian All Stars	109	96
Jane 4	South Australian All Stars	110	81
June 5	South Australian All Stars	111	84
June 6	Coburg	108	82
June 7	St. Kilda Business House	96	85
		1923	1454

1974-75–Won 26, Lost 5.

National Runner-Up (NCAA Tournament)
SEC Co-Champions (15-3)
UKIT Champions
Ranked 2nd AP, 4th UPI

Coach: Joe B. Hall
Captain: Jimmy Dan Conner

Nov. 30	Northwestern	H	97	70
Dec. 2	Miami (Ohio)	A	80	73
Dec. 7	**Indiana**	**A**	**74**	**98**
Dec. 9	North Carolina	N1	90	78
	UK Invitation Tournament			
Dec. 20	Washington State		97	75
Dec. 21	Oklahoma State (finals)		90	65
Dec. 23	Kansas	N1	100	63
Dec. 28	Notre Dame	N1	113	96
Jan. 4	Louisiana State	H	115	80
Jan. 6	Georgia	A	96	77
Jan. 11	**Auburn**	**A**	**85**	**90**
Jan. 13	Tennessee	H	88	82
Jan. 18	Mississippi	A	85	82
Jan. 20	Alabama	H	74	69
Jan. 25	Florida	H	87	65
Jan. 27	Vanderbilt	A	91	90
Feb. 1	Mississippi State	H	112	79
Feb. 3	Louisiana State	A	77	76
Feb. 8	Georgia	H	75	61
Feb. 10	Auburn	H	119	76
Feb. 15	**Tennessee**	**A**	**98**	**103**
Feb. 17	Mississippi	H	108	89
Feb. 22	Alabama	A	84	79
Feb. 24	**Florida**	**A**	**58**	**66**
Mar. 1	Vanderbilt	H	109	84
Mar. 8	Mississippi State	A	118	80
	NCAA Tournament			
	(Mideast Regional)			
	(Tuscaloosa, Ala. and Dayton, Ohio)			
Mar. 15	Marquette	N2	76	54
Mar. 20	Central Michigan	N3	90	73
Mar. 22	Indiana	N3	92	90
	NCAA Final Four (San Diego, Calif.)			
Mar. 29	Syracuse	N4	95	79
Mar. 31	**UCLA**	**N4**	**85**	**92**
			2858	2434

(N1) Louisville (N2) Tuscaloosa, Ala.
(N3) Dayton, Ohio (N4) San Diego, Calif.

—Leading Scorers—

Kevin Grevey (6-5 Sr. F) 23.6
Jimmy Dan Conner (6-4 Sr. G) 12.4
Rick Robey (6-10 Fr. C) 10.4
Jack Givens (6-4 Fr. F) 9.4
Mike Flynn (6-3 Sr. G) 9.0
Bob Guyette (6-9 Sr. F) 8.6

1975-76–Won 20, Lost 10.

UKIT Champions
NIT Champions
Tied 4th SEC (11-7)

Coach: Joe B. Hall
Captain: Jack Givens

Dec. 1	**Northwestern**	**A**	**77**	**89**
Dec. 8	**North Carolina**	**N1**	**77**	**90**
Dec. 10	Miami	H	91	69
Dec. 13	Kansas	A	54	48
Dec. 15	**Indiana**	**N2**	**68**	***77**
	UK Invitation Tournament			
Dec. 19	Georgia Tech		66	64
Dec. 20	Oregon State (finals)		82	74
Dec. 30	Notre Dame	N2	79	77
Jan. 3	**Mississippi State**	**A**	**73**	**77**
Jan. 5	**Alabama**	**A**	**63**	**76**
Jan. 10	**Tennessee**	**H**	**88**	***90**
Jan. 12	Georgia	H	92	76
Jan. 17	Vanderbilt	H	77	76
Jan. 24	Florida	A	89	82
Jan. 26	**Auburn**	**A**	**84**	***91**
Jan. 31	Mississippi	H	89	81
Feb. 2	Louisiana State	H	85	71
Feb. 7	**Tennessee**	**A**	**85**	**92**
Feb. 9	**Georgia**	**A**	**81**	**86**
Feb. 14	**Vanderbilt**	**A**	**65**	**69**
Feb. 21	Florida	H	96	89
Feb. 23	Auburn	H	93	82
Feb. 28	Mississippi	A	94	87
Mar. 1	Louisiana State	A	85	70
Mar. 6	Alabama	H	90	85
Mar. 8	Mississippi State	H	94	*93
	National Invitation Tournament			
	(New York)			
Mar. 13	Niagara		67	61
Mar. 16	Kansas State		81	78
Mar. 18	Providence		79	78
Mar. 21	U.N.C. Charlotte (finals)		71	67
			2415	2345

(N1) Charlotte, N.C. (N2) Louisville

—Leading Scorers—

Jack Givens (6-4 So. F) 20.1
Mike Phillips (6-10 So. C) 15.6
Larry Johnson (6-2 Jr. G) 11.2
James Lee (6-5 So. F) 9.3
Rick Robey (6-10 So. C-F)* 15.6
Reggie Warford (6-1 Sr. G) 6.5
*Played in 12 games.

RUPP ARENA ERA

1976-77–Won 26, Lost 4.

SEC Co-Champions (16-2)
Ranked 6th AP, 5th UPI

Coach: Joe B. Hall
Captains: Larry Johnson and Merion Haskins

Nov. 27	Wisconsin	H	72	64
Dec. 2	Texas Christian	H	103	53
Dec. 6	Indiana	A	66	51
Dec. 11	Kansas	H	90	63
Dec. 13	South Carolina	A	98	67
	UK Invitation Tournament			
Dec. 17	Bowling Green State	N1	77	59
Dec. 18	**Utah (finals)**	**N1**	**68**	**70**
Dec. 30	Notre Dame	N2	102	78
Jan. 3	Georgia	H	64	*59
Jan. 8	Vanderbilt	A	64	62
Jan. 12	**Tennessee**	**H**	**67**	***71**
Jan. 15	Auburn	A	75	68
Jan. 17	Florida	A	73	71
Jan. 22	Louisiana State	H	87	72
Jan. 24	Mississippi	H	100	73
Jan. 29	Alabama	A	87	85
Jan. 31	Mississippi State	A	92	85
Feb. 5	Vanderbilt	H	113	73
Feb. 7	Florida State	N2	97	57
Feb. 12	Auburn	H	89	82
Feb. 14	Florida	H	104	78
Feb. 19	Louisiana State	A	90	76
Feb. 21	Mississippi	A	81	69
Feb. 26	Alabama	H	85	70
Feb. 28	Mississippi State	H	77	64
Mar. 5	**Tennessee**	**A**	**79**	**81**
Mar. 1	Georgia	A	72	54
	NCAA Tournament			
	(East Regional)			
	(Philadelphia, Pa. and College Park, Md.)			
Mar. 12	Princeton	N3	72	58
Mar. 17	VMI	N4	93	78
Mar. 19	**North Carolina**	**N4**	**72**	**79**
			2509	2070

(N1) Memorial Coliseum (N2) Louisville
(N3) Philadelphia, Pa. (N4) College Park, Md.

—Leading Scorers—

Jack Givens (6-4 Jr. F) 18.9
Rick Robey (6-10 Jr. F) 14.2
Mike Phillips (6-10 Jr. C) 12.2
Larry Johnson (6-3 Sr. G) 10.7
James Lee (6-5 Jr. F) 9.8
Jay Shidler (6-1 Fr. G) 7.8
Truman Claytor (6-1 So. G) 6.6

1977-78–Won 30, Lost 2.

National Champions (NCAA Tournament)
SEC Champions (16-2)
UKIT Champions
Ranked 1st AP and UPI

Coach: Joe B. Hall
Captains: Jack Givens and Rick Robey

Nov. 26	Southern Methodist	H	110	86
Dec. 5	Indiana	H	78	64
Dec. 10	Kansas	A	73	66
Dec. 12	South Carolina	H	84	65
	UK Invitation Tournament			
Dec. 16	Portland State	N1	114	88
Dec. 17	St. John's (finals)	N1	102	72
Dec. 23	Iona	H	104	65
Dec. 31	Notre Dame	N2	73	68
Jan. 2	Vanderbilt	H	72	59
Jan. 7	Florida	A	86	67
Jan. 9	Auburn	A	101	77
Jan. 14	Louisiana State	H	96	76
Jan. 16	Mississippi	H	76	56
Jan. 21	Mississippi State	A	75	65
Jan. 23	**Alabama**	**A**	**62**	**78**
Jan. 30	Georgia	H	90	73
Feb. 4	Florida	H	88	61
Feb. 6	Auburn	H	104	81
Feb. 11	**Louisiana State**	**A**	**94**	***95**
Feb. 13	Mississippi	A	64	52
Feb. 15	Tennessee	H	90	77
Feb. 18	Mississippi State	H	58	56
Feb. 20	Alabama	H	97	84
Feb. 25	Tennessee	A	68	57
Feb. 27	Georgia	A	78	67
Mar. 4	Nevada-Las Vegas	H	92	70
Mar. 6	Vanderbilt	A	78	68
	NCAA Tournament			
	(Mideast Regional)			
	(Knoxville, Tenn. and Dayton, Ohio)			
Mar. 11	Florida State	N3	85	76
Mar. 16	Miami (Ohio)	N4	91	69
Mar. 18	Michigan State	N4	52	49
	Finals			
	(St. Louis, Mo.)			
Mar. 25	Arkansas		64	59
Mar. 27	Duke		94	88
			2693	2234

NCAA CHAMPIONS FOR FIFTH TIME

(N1) Memorial Coliseum (N2) Louisville
(N3) Knoxville, Tenn. (N4) Dayton, Ohio

—Leading Scorers—

Jack Givens (6-4 Sr. F) 18.1
Rick Robey (6-10 Sr. F) 14.4
Kyle Macy (6-3 So. G) 12.5
James Lee (6-5 Sr. F) 11.3
Mike Phillips (6-10 Sr. C) 10.2
Truman Claytor (6-1 Jr. G) 6.9

1978 Japan Exhibition Tour
(All games vs. Japan National Team)
(Not counted in Win-Loss Record)

Jun. 13	at Tokyo	104	71
Jun. 15	at Niigata	102	89
June 18	at Nagoya	97	59
June 19	at Osaka	87	82
June 20	at Fukuoka	88	61
June 22	at Nagasaki	122	79
June 24	at Tokyo	125	57
		705	498

1978-79–Won 19, Lost 12.

6th in SEC (10-8)
SEC Tournament Runner-Up

Coach: Joe B. Hall
Captains: Dwane Casey and Truman Claytor

Dec. 2	LaSalle	H	109	77
Dec. 4	West Texas	H	121	67
Dec. 9	Kansas	H	67	*66
Dec. 16	**Indiana**	**A**	**67**	***68**
	UK Invitation Tournament			
Dec. 22	**Texas A & M**		**69**	**73**
Dec. 23	Syracuse		94	87
Dec. 30	Notre Dame	N1	81	76
Jan. 3	**Florida**	**A**	**65**	**76**
Jan. 6	**Louisiana State**	**H**	**89**	**93**
Jan. 8	Mississippi	H	90	64
Jan. 13	**Alabama**	**A**	**52**	**55**
Jan. 15	**Mississippi State**	**A**	**61**	**63**
Jan. 20	**Tennessee**	**H**	**55**	**66**
Jan. 22	Georgia	H	73	64
Jan. 25	Auburn	A	86	*83
Jan 27	Florida	H	87	81
Jan. 29	Auburn	H	66	59
Feb. 3	**Louisiana State**	**A**	**61**	**70**
Feb. 5	Mississippi	A	87	82
Feb. 7	**Vanderbilt**	**A**	**58**	**68**
Feb. 10	Alabama	H	80	71
Feb. 12	Mississippi State	H	80	65
Feb 17	**Tennessee**	**A**	**84**	**101**
Feb. 19	Georgia	A	90	74
Feb. 23	Vanderbilt	H	96	70
Feb. 25	South Carolina	A	79	74
	SEC Tournament			
	(Birmingham, Ala)			
Feb. 28	Mississippi		82	77
Mar. 1	Alabama		101	100
Mar. 2	Louisiana State		80	67
Mar. 3	**Tennessee**		**69**	*75
	National Invitation Tournament			
	(Lexington)			
Mar. 7	**Clemson**		**67**	*68
			2446	2280

(N1) Louisville

Losses are in boldface. *Overtime Games

All-Time Results – 1903-1998

—Leading Scorers—
Kyle Macy (6-3 Jr. G) 15.2
Dwight Anderson (6-3 Fr. G) 13.3
LaVon Williams (6-6 So. F) 11.5
Fred Cowan (6-8 So. C-F) 9.4
Truman Claytor (6-1 Sr. G) 8.7

1979-80–Won 29, Lost 6.

SEC Champions (15-3)
SEC Tournament Runner-Up
UKIT Champions
Great Alaska Shootout Champions
Ranked 4th AP, 3rd UPI

Coach: Joe B. Hall
Captain: Kyle Macy

Nov. 17	**Duke**	N1	76	*82
Nov. 30	Bradley	N2	79	58
Dec. 1	Alaska	N2	97	68
Dec. 2	Iona	N2	57	50
Dec. 8	Baylor	H	80	46
Dec. 10	South Carolina	H	126	81
Dec. 12	Kansas	A	57	56
Dec. 15	Indiana	H	69	58
Dec. 17	Georgia	N3	95	69
	UK Invitation Tournament			
Dec. 21	California		78	52
Dec. 22	Purdue (finals)		61	60
Dec. 29	Notre Dame	N4	86	80
Jan. 2	Auburn	H	67	65
Jan. 5	**Tennessee**	**A**	**47**	**49**
Jan. 9	Mississippi	A	79	73
Jan. 12	**Alabama**	**H**	**64**	**78**
Jan. 17	Florida	A	76	63
Jan. 19	Vanderbilt	H	106	90
Jan. 23	Mississippi State	A	89	67
Jan. 26	Georgia	H	56	49
Jan. 28	**Louisiana State**	**H**	**60**	**65**
Jan. 30	Auburn	A	64	62
Feb. 2	Tennessee	H	83	75
Feb. 6	Mississippi	H	86	72
Feb. 9	Alabama	A	72	63
Feb. 13	Florida	H	95	70
Feb. 15	Vanderbilt	A	91	73
Feb. 17	Nevada-Las Vegas	A	74	69
Feb. 20	Mississippi State	H	71	65
Feb. 24	Louisiana State	A	76	*74
	SEC Tournament (Birmingham, Ala.)			
Feb. 28	Auburn		69	61
Feb. 29	Mississippi		70	67
Mar. 1	**Louisiana State**		**78**	**80**
	NCAA Tournament (Mideast Regional) (Bowling Green and Lexington)			
Mar. 8	Florida State	N5	97	78
Mar. 13	**Duke**	**H**	54	55
			2685	2323

(N1) Springfield, Mass. (N2) Anchorage, Alaska
(N3) Atlanta, Ga. (N4) Louisville
(N5) Bowling Green

—Leading Scorers—
Kyle Macy (6-3 Sr. G) 15.4
Sam Bowie (7-1 Fr. C) 12.9
Fred Cowan (6-8 Jr. F) 12.5
LaVon Williams (6-7 Sr. F) 7.5
Jay Shidler (6-1 Sr. G) 6.2

1980-81–Won 22 Lost 6.

SEC Runner-Up (15-3)
UKIT Champions
Ranked 8th AP and UPI

Coach: Joe B. Hall
Captain: Chuck Verderber

Nov. 29	East Tennessee	H	62	57
Dec. 3	Ohio State	H	70	64
Dec. 6	Indiana	A	68	66
Dec. 13	Kansas	H	87	73
	UK Invitation Tournament			
Dec. 19	Alaska		91	56
Dec. 20	Alabama-Birmingham (finals)		61	53
Dec. 27	**Notre Dame**	N1	**61**	**67**
Dec. 30	Maine	H	100	54
Jan. 3	Georgia	H	76	62
Jan. 7	Auburn	A	79	66
Jan. 10	Tennessee	H	48	47
Jan. 14	Mississippi	H	64	55
Jan. 17	**Alabama**	**A**	**55**	**59**
Jan. 19	**Louisiana State**	**A**	**67**	**81**
Jan. 21	Florida	H	102	48
Jan. 24	Vanderbilt	A	78	64
Jan. 28	Mississippi State	H	71	64
Jan. 31	Georgia	A	71	**68
Feb. 4	Auburn	H	102	74
Feb. 7	**Tennessee**	**A**	**71**	**87**
Feb. 11	Mississippi	A	62	55
Feb. 14	Alabama	H	77	62
Feb. 18	Florida	A	69	56
Feb. 21	Vanderbilt	H	80	48
Feb. 25	Mississippi State	A	78	74
Mar. 1	Louisiana State	H	73	71
	SEC Tournament (Birmingham, Ala.)			
Mar. 5	**Vanderbilt**		**55**	**60**
	NCAA Tournament (Mideast Regional) (Tuscaloosa, Ala.)			
Mar. 15	**Alabama-Birmingham**		**62**	**69**
			2040	1760

(N1) Louisville

—Leading Scorers—
Sam Bowie (7-1 So. C) 17.4
Dirk Minniefield (6-3 So. G) 10.4
Derrick Hord (6-6 So. G-F) 8.9
Fred Cowan (6-8 Sr. F) 8.2
Chuck Verderber (6-6 Jr. F) 7.5

1981-82–Won 22, Lost 8.

SEC Co-Champions (13-5)
UKIT Champions
Ranked 8th AP, 9th UPI

Coach: Joe B. Hall
Captain: Chuck Verderber

Nov. 28	Akron	H	83	64
Dec. 5	Ohio State	A	78	62
Dec. 8	Indiana	H	85	69
Dec. 12	Kansas	A	77	*74
	UK Invitation Tournament			
Dec. 18	Jacksonville		107	91
Dec. 19	Seton Hall		98	74
Dec. 26	**North Carolina**	N1	**69**	**82**
Dec. 29	Notre Dame	N2	34	*28
Jan. 2	Georgia	A	68	66
Jan. 6	Auburn	H	83	71
Jan. 9	**Tennessee**	**A**	**66**	**70**
Jan. 13	**Mississippi**	**A**	**65**	**67**
Jan. 16	Alabama	H	86	69
Jan. 20	Florida	A	91	76
Jan. 23	Vanderbilt	H	67	58
Jan. 25	Louisiana State	H	76	65
Jan. 27	**Mississippi State**	**A**	**51**	**56**
Jan. 30	Georgia	H	82	73
Feb. 3	**Auburn**	**A**	**81**	**83**
Feb. 6	Tennessee	H	77	67
Feb. 10	Mississippi	H	56	49
Feb. 13	Alabama	A	72	62
Feb. 17	Florida	H	84	78
Feb. 20	Vanderbilt	A	73	69
Feb. 24	Mississippi State	H	71	54
Feb. 27	**Louisiana State**	**A**	**78**	**94**
	SEC Tournament (Lexington)			
Mar. 4	Auburn		89	66
Mar. 5	Mississippi		62	58
Mar. 6	**Alabama**		**46**	**48**
	NCAA Mideast Regional (Nashville, Tenn.)			
Mar. 4	**Middle Tennessee**		**44**	**50**
			2199	1993

(N1) East Rutherford, N.J. (N2) Louisville

—Leading Scorers—
Derrick Hord (6-6 Jr. F) 16.3
Jim Master (6-5 So. G) 13.4
Melvin Turpin (6-10 So. C) 13.1
Dirk Minniefield (6-3 Jr. G) 11.3
Charles Hurt (6-6 Jr. F) 6.6

1982 Japan Exhibition Tour
(not Counted in Win-Loss Record)

July 1	W. Germany at Kariya	84	73
July 2	France at Kyotta	77	65
July 4	W. Germany at Sapporo	82	72
July 7	Japan Nat. at Akita	86	66
July 10	France at Moebashi	86	83
July 11	Japan at Tokoyo	106	71

Note: the Wildcats also toured Taiwan and Hong Kong during the 1982 trip. The following are results of games played there:

July 12	China #2 at Taipei	86	63
July 15	China #1 at Hong Kong	119	48

1982-83–Won 23, Lost 8.

SEC Champions (13-5)
UKIT Champions
Ranked 12th AP and UPI

Coach: Joe B. Hall
Captain: Charles Hurt

Nov. 27	Butler	H	90	53
Dec. 1	Notre Dame	A	58	45
Dec. 4	Villanova	H	93	79
Dec. 7	Detroit	H	83	46
Dec. 11	Illinois	H	76	57
	UK Invitation Tournament			
Dec. 17	Duquesne		55	42
Dec. 18	Tulane		80	61
Dec. 22	**Indiana**	**A**	**59**	**62**
Dec. 29	Kansas	N1	83	62
Jan. 3	Mississippi	H	72	60
Jan. 5	Louisiana State	H	52	50
Jan. 8	**Alabama**	**A**	**67**	**74**
Jan. 10	Mississippi State	A	59	*53
Jan. 15	**Auburn**	**H**	**67**	**75**
Jan. 17	Florida	H	70	63
Jan. 22	Vanderbilt	A	82	*77
Jan. 29	**Georgia**	**A**	**63**	**70**
Jan. 31	**Tennessee**	**A**	**63**	**65**
Feb. 5	Alabama	H	76	70
Feb. 8	Mississippi State	H	88	67
Feb. 12	Auburn	A	71	69
Feb. 14	Florida	A	73	61
Feb. 19	Vanderbilt	H	82	63
Feb. 26	Georgia	H	81	72
Feb. 27	Tennessee	H	69	61
Mar. 3	Mississippi	A	61	58
Mar. 5	**Louisiana State**	**A**	**60**	**74**
	SEC Tournament (Birmingham, Ala.)			
Mar. 11	**Alabama**	N2	**64**	**69**
	NCAA Mideast Regional (First Round)			
Mar. 19	Ohio	N3	57	40
	NCAA Mideast Region			
Mar. 24	Indiana	N4	64	59
Mar. 26	**Louisville**	N4	68	*80
			2186	1937

(N1) Louisville (N2) Birmingham, Ala.
(N3) Tampa, Fla. (N4) Knoxville, Tenn.

—Leading Scorers—
Melvin Turpin (6-11 Jr. C) 15.1
Jim Master (6-5 Jr. G) 12.5
Derrick Hord (6-6 Sr. F) 8.9
Dirk Minniefield (6-3 Sr. G) 8.6
Charles Hurt (6-6 Sr. F) 8.2

1983-84–Won 29, Lost 5.

NCAA Mideast Region Champions
SEC Tournament Champions
SEC Champions (14-4)
UKIT Champions
Ranked 3rd AP and UPI

Coach: Joe B. Hall
Captain: Dickey Beal

Nov. 26	Louisville	H	65	44
Dec. 3	Indiana	H	59	54
Dec. 10	Kansas	A	72	50
	UK Invitation Tournament			
Dec. 16	Wyoming		66	40
Dec. 17	Brigham Young (finals)		93	59
Dec. 20	Cincinnati	A	24	11
Dec. 24	Illinois	A	56	54
Dec. 28	Purdue	N1	86	67
Jan. 2	Mississippi	A	68	55
Jan. 7	Louisiana State	A	96	80
Jan. 9	Alabama	H	76	66
Jan. 11	Mississippi State	H	51	42
Jan. 13	**Auburn**	**A**	**63**	**82**
Jan. 17	**Florida**	**A**	**57**	**69**
Jan. 20	Vanderbilt	H	67	46
Jan. 22	Houston	H	74	67
Jan. 28	Georgia	H	64	40
Jan. 30	Tennessee	H	93	74
Feb. 4	**Alabama**	**A**	**62**	**69**
Feb. 6	Mississippi State	A	77	58
Feb. 11	Auburn	H	84	64
Feb. 13	Florida	H	67	65
Feb. 19	Vanderbilt	A	58	54
Feb. 25	Georgia	A	66	64
Feb. 27	**Tennessee**	**A**	**58**	**63**
Mar. 1	Mississippi	H	76	57
Mar. 3	Louisiana State	H	90	68
	SEC Tournament (Nashville, Tenn.)			
Mar. 8	Georgia	N2	92	79
Mar. 9	Alabama	N2	48	46
Mar. 10	Auburn (finals)	N2	51	49
	NCAA Mideast Regional (First Round) (Birmingham, Ala.)			
Mar. 17	Brigham Young		93	68
	NCAA Mideast Region (Lexington, Ky.)			
Mar. 22	Louisville	H	72	67
Mar. 24	Illinois	H	54	51
	NCAA Final Four (Seattle, Wash.)			
Mar. 31	**Georgetown**		**40**	**53**
			2318	1975

(N1) Louisville (N2) Nashville

—Leading Scorers—
Melvin Turpin (6-11 Sr. C) 15.2
Kenny Walker (6-8 So. F) 12.4
Sam Bowie (7-1 Sr. F) 10.5
Jim Master (6-5 Sr. G) 9.6
Winston Bennett (6-7 Fr. F) 6.5

1984-85–Won 18, Lost 13.

NCAA "Final 16"
Tied for Third in SEC (11-7)
UKIT Champions

Coach: Joe B. Hall
Captains: Winston Bennett and Kenny Walker

Nov. 27	Toledo	H	63	54
Dec. 1	**Purdue**	**A**	**56**	**66**
Dec. 4	**Southern Methodist**	**H**	**54**	**56**
Dec. 8	**Indiana**	**A**	**68**	**81**
Dec. 15	**Louisville**	**A**	**64**	**71**
	UK Invitation Tournament			
Dec. 21	East Tennessee State		69	54
Dec. 22	Cincinnati		66	55
Dec. 31	Kansas	N1	92	89
Jan. 2	Auburn	H	68	61
Jan. 5	North Carolina State	H	78	62
Jan. 7	Vanderbilt	H	75	58
Jan. 9	Mississippi	A	57	45
Jan. 12	**Alabama**	**A**	**58**	**60**
Jan. 16	Mississippi State	H	58	57
Jan. 19	**Florida**	**H**	**55**	**67**
Jan. 23	**Georgia**	**A**	**73**	**81**
Jan. 27	**Tennessee**	**A**	**65**	**81**
Jan. 31	Louisiana State	H	53	43
Feb. 2	Auburn	A	49	*47
Feb. 7	Vanderbilt	A	68	62
Feb. 9	Mississippi	H	67	52
Feb. 13	Alabama	H	51	48
Feb. 16	**Mississippi State**	**A**	**69**	**82**
Feb. 20	Florida	A	76	68
Feb. 24	**Georgia**	**H**	**77**	**79**
Feb. 28	Tennessee	H	92	67
Mar. 2	**Louisiana State**	**A**	**61**	**67**
	SEC Tournament (Birmingham, Ala.)			
Mar. 7	**Florida**	N2	**55**	**58**
	NCAA West Regional (First Round) (Salt Lake City, Utah)			
Mar. 14	Washington	N3	66	58
Mar. 16	Nevada-Las Vegas	N3	64	61
	NCAA West Regional (Denver, Colo.)			
Mar. 22	**St. John's**	N4	70	86
			2037	1976

(N1) Louisville (N2) Birmingham, Ala.
(N3) Salt Lake City, Utah (N4) Denver, Colo.

—Leading Scorers—
Kenny Walker (6-8 Jr. F) 22.9
Ed Davender (6-1 Fr. G) 8.5
Winston Bennett (6-7 So. F) 7.2
Bret Bearup (6-9 Sr. C) 6.3
James Blackmon (6-2 So. G) 5.4
Roger Harden (6-1 Jr. G) 5.3

EDDIE SUTTON ERA

1985-86–Won 32, Lost 4.

NCAA "Final 8"
SEC Champions (17-1)
SEC Tournament Champions
Ranked Third AP and UPI

Coach: Eddie Sutton
Captains: Kenny Walker, Roger Harden and Leroy Byrd

Nov. 22	Northwestern (LA) State	H	77	58
Nov. 26	Chaminade	A	89	57
Nov. 27	Hawaii	A	98	65
Dec. 3	Cincinnati	H	84	54
Dec. 7	Indiana	H	63	58
Dec. 14	**Kansas**	**A**	**66**	**83**
	UK Invitation Tournament			
Dec. 20	East Carolina	H	86	52
Dec. 21	Pepperdine (finals)	H	88	56
Dec. 28	Louisville	H	69	64
Dec. 30	Va. Military Institute	N1	93	55
Jan. 4	Vanderbilt	A	80	71
Jan. 6	**Auburn**	**A**	**56**	**60**
Jan. 8	Mississippi	H	75	58
Jan. 11	Alabama	H	76	52
Jan. 15	Mississippi State	A	64	52
Jan. 18	Florida	A	72	55
Jan. 23	Georgia	H	74	69
Jan. 25	Tennessee	H	74	57
Jan. 29	LSU	A	54	52
Jan. 31	Auburn	H	81	71
Feb. 2	**North Carolina State**	**A**	**51**	**54**
Feb. 5	Vanderbilt	H	73	65
Feb. 8	Mississippi	A	62	58

Losses are in boldface. **Overtime Games

All-Time Results – 1903-1998

Feb. 13	Alabama	A	73	71
Feb. 15	Mississippi State	H	88	62
Feb. 19	Florida	H	80	69
Feb. 22	Georgia	A	80	75
Feb. 27	Tennessee	A	62	60
Mar. 1	LSU	H	68	57
	SEC Tournament (Lexington)			
Mar. 6	Mississippi		95	69
Mar. 7	Louisiana State		61	58
Mar. 8	Alabama		83	72
	NCAA Southeast Regional First/Second Round (Charlotte, N.C.)			
Mar. 14	Davidson		75	55
Mar. 16	Western Kentucky		71	64
	NCAA Southeast Regional (Atlanta)			
Mar. 20	Alabama		68	63
Mar. 22	**Louisiana State**		57	59
			2666	2210

(N1) Louisville

—Leading Scorers—

Kenny Walker (6-8 Sr. F).....20.0
Winston Bennett (6-7 Jr. F).....12.7
Ed Davender (6-2 So. G).....11.5
James Blackmon (6-3 Jr. G).....9.4
Roger Harden (6-1 Sr. G).....6.8

1986 Japan Tour
(Not counted in Won-Loss Record)

June 21*	Japan at Tokyo	80	55
Jun. 22*	Finland at Tokyo	87	67
June 24	Finland at Sendai	82	65
Jun./ 26	Japan at Niigata	79	73
June 28	Finland at Ohtsu	80	56
June 29	Czechoslovakia at Sapporo	74	80
July 2	S. China	87	45

*Kirin World Tournament Hong Kong Game

1986-87–Won 18, Lost 11.

NCAA Tournament Participant
UKIT Champions
SEC Third Place (10-8)

Coach: Eddie Sutton
Captains: James Blackmon and Paul Andrews

Nov. 29	Austin Peay	H	71	69
Dec. 2	Texas Tech	H	66	60
Dec. 6	**Indiana**	**A**	**66**	**71**
Dec. 13	Lamar	H	71	56
	UK Invitation Tournament			
Dec. 19	Iona		75	59
Dec. 20	Boston U. (finals)		81	69
Dec. 27	Louisville	A	85	51
Dec. 30	**Georgia**	**N1**	**65**	**69**
Jan. 3	Auburn	A	63	60
Jan. 7	**Alabama**	**H**	**55**	**69**
Jan. 10	**Tennessee**	**A**	**68**	**75**
Jan. 12	Mississippi State	A	57	49
Jan. 14	Florida	H	67	62
Jan. 18	**LSU**	**H**	**41**	**76**
Jan. 21	Vanderbilt	A	71	65
Jan. 25	Navy	H	80	69
Jan. 29	**Ole Miss**	**A**	**65**	**76**
Jan. 31	Mississippi State	H	50	36
Feb. 4	Auburn	H	75	71
Feb. 7	Alabama	A	70	69
Feb. 11	Tennessee	H	91	*84
Feb. 14	**Florida**	**A**	**56**	**74**
Feb. 19	Vanderbilt	H	65	54
Feb. 21	**LSU**	**A**	**52**	**65**
Feb. 25	**Georgia**	**A**	**71**	**79**
Feb. 28	Ole Miss	H	64	63
Feb. 29	Oklahoma	H	75	74
	SEC Tournament (Atlanta)			
Mar. 6	**Auburn**		72	79
	NCAA Southeast Regional First/Second Round (Atlanta)			
Mar. 13	Ohio State		77	91
			1965	1944

(N1) Louisville
(N2) Atlanta

—Leading Scorers—

Rex Chapman (6-4 Fr. G).....16.0
Ed Davender (6-3 Jr. G).....15.2
Richard Madison (6-7 Jr. F).....9.1
James Blackmon (6-3 Sr. G).....8.4
Robert Lock(6-11 Jr. C).....7.5

1987-88–Won 25, Lost 5.*

UKIT Champions
Best SEC Record (13-5)
Ranked 6th AP and UPI

Coach: Eddie Sutton
Captains: Winston Bennett, Ed Davender, Cedric Jenkins, Rob Lock, Richard Madison

Nov. 28	Hawaii	H	86	59
Dec. 1	Cincinnati	H	101	77
Dec. 5	Indiana	N1	82	*76
Dec. 12	Louisville	H	76	75
	UK Invitation Tournament			
Dec. 18	Miami (Ohio)	H	85	71
Dec. 19	N.C. Charlotte (finals)	H	84	81
Dec. 28	Alaska	H	100	58
Dec. 31	Vanderbilt	H	81	74
Jan. 2	Georgia	A	84	77
Jan. 6	Mississippi State	H	93	52
Jan. 9	**Auburn**	**H**	**52**	**53**
Jan. 13	Alabama	A	63	55
Jan. 16	Tennessee	H	83	65
Jan. 20	**Florida**	**H**	**56**	**58**
Jan. 23	LSU	A	76	61
Jan. 27	**Vanderbilt**	**A**	**66**	**83**
Jan. 31	Notre Dame	N2	78	69
Feb. 3	Ole Miss	H	94	65
Feb. 6	Mississippi State	A	83	59
Feb. 10	Auburn	A	69	62
Feb. 13	Alabama	H	82	68
Feb. 17	**Tennessee**	**A**	**70**	**72**
Feb. 20	**Florida**	**A**	**76**	**83**
Feb. 24	LSU	H	95	69
Feb. 28	Syracuse	H	62	58
Mar. 2	Georgia	H	80	72
Mar. 5	Ole Miss	A	78	71
	SEC Tournament (Baton Rouge, La.)			
Mar. 11	Ole Miss		82	64
Mar. 12	LSU		86	80
Mar. 13	Georgia		62	57
			2365	2024

(N1) Indianapolis (N2) Louisville

—Leading Scorers—

Rex Chapman (6-4 So. G).....19.0
Ed Davender (6-3 Sr. G).....15.7
Winston Bennett (6-7 Sr. F).....15.3
Rob Lock (6-11 Sr. C).....10.9
Eric Manuel (6-6 Fr. F).....7.1

*As part of sanctions imposed upon the UK basketball program in 1989, the National Collegiate Athletic Association ordered Kentucky to erase from the record three NCAA tournament games from the 1987-88 season. Kentucky's 99-84 win over Southern, a 90-81 win over Maryland and an 80-74 loss to Villanova have been deleted from the records, thus changing the 1987-88 season record from 27-6 to 25-5.

≠The presidents of the Southeastern Conference institutions voted to strip Kentucky of the 1987-88 SEC regular season and SEC Tournament championships. Kentucky was not forced to forfeit any of those regular season or tournament games.

1988-89–Won 13, Lost 19.

Tied for 6th in SEC (8-10)

Coach: Eddie Sutton
Captain: Mike Scott

Nov. 19	**Duke**	**N1**	**55**	**80**
Nov. 25	Iona	N2	56	54
Nov. 26	**Seton Hall**	**N2**	**60**	**63**
Nov. 28	California	N2	89	71
Dec. 3	**Notre Dame**	**N3**	**65**	**81**
Dec. 7	**Northwestern State**	**H**	**82**	**85**
Dec. 10	Western Carolina	H	78	60
	UK Invitation Tournament			
Dec. 16	**Bowling Green State**	**H**	**54**	**56**
Dec. 17	Marshall	H	91	78
Dec. 20	Indiana	H	52	75
Dec. 27	Austin Peay	N4	85	77
Dec. 31	**Louisville**	**A**	**75**	**97**
Jan. 4	Georgia	H	76	65
Jan. 7	Vanderbilt	H	70	61
Jan. 12	Florida	A	69	56
Jan. 14	**LSU**	**H**	**62**	**64**
Jan. 18	**Alabama**	**A**	**64**	**76**
Jan. 21	Tennessee	A	66	65
Jan. 25	Auburn	H	86	76
Jan. 28	**Ole Miss**	**A**	**65**	**70**
Feb. 1	Mississippi State	H	73	61
Feb. 5	**Georgia**	**A**	**72**	**84**
Feb. 8	**Vanderbilt**	**A**	**51**	**81**
Feb. 11	**Florida**	**H**	**53**	**59**
Feb. 15	**LSU**	**A**	**80**	**99**
Feb. 18	**Alabama**	**H**	**67**	**71**
Feb. 20	**Auburn**	**A**	**75**	**77**
Feb. 22	Tennessee	H	76	71
Feb. 26	**Syracuse**	**A**	**73**	**89**
Mar. 1	Ole Miss	H	70	69
Mar. 4	**Mississippi State**	**A**	**67**	**68**
	SEC Tournament (Knoxville, Tenn.)			
Mar. 10	**Vanderbilt**		63	77
			2220	2316

(N1) Springfield, Mass. (N2) Anchorage, Alaska
(N3) Indianapolis (N4) Louisville

—Leading Scorers—

LeRon Ellis (6-10 So. C).....16.0
Chris Mills (6-7 Fr. F).....14.3
Derrick Miller (6-5 Jr. G).....13.9
Reggie Hanson (6-7 So. F).....9.8
Sean Sutton (6-1 So. G).....5.9

RICK PITINO ERA

1989-90–Won 14, Lost 14.

SEC Record (10-8)

Coach: Rick Pitino
Captain: Derrick Miller

Nov. 28	Ohio	H	76	73
Dec. 2	**Indiana**	**N1**	**69**	**71**
Dec. 4	Mississippi State	H	102	97
Dec. 6	Tennessee Tech	H	111	75
Dec. 9	**Kansas**	**A**	**95**	**150**
Dec. 19	Furman	H	104	73
	UK Invitation Tournament			
Dec. 22	Portland		88	71
Dec. 23	**Southwestern La. (finals)**		**113**	***116**
Dec. 27	North Carolina	N2	110	121
Dec. 30	**Louisville**	**H**	**79**	**86**
Jan. 3	**Georgia**	**A**	**91**	**106**
Jan. 6	**Vanderbilt**	**A**	**85**	**92**
Jan. 10	Florida	H	89	81
Jan. 13	**LSU**	**A**	**81**	**94**
Jan. 17	Alabama	H	82	65
Jan. 20	Tennessee	H	95	83
Jan. 24	**Auburn**	**A**	**70**	**74**
Jan. 27	Ole Miss	H	98	79
Jan. 31	**Mississippi State**	**A**	**86**	**87**
Feb. 3	Georgia	H	88	77
Feb. 7	Vanderbilt	H	100	73
Feb. 12	Florida	A	78	74
Feb. 15	LSU	H	100	95
Feb. 17	**Alabama**	**A**	**58**	**83**
Feb. 21	**Tennessee**	**A**	**100**	**102**
Feb. 24	Auburn	H	98	95
Feb. 28	**Ole Miss**	**A**	**74**	**88**
Mar. 5	**Notre Dame**	**A**	**67**	**80**
			2487	2461

(N1) Indianapolis (N2) Louisville

—Leading Scorers—

Derrick Miller (6-5 Sr. G).....19.2
Reggie Hanson (6-7 Jr. C).....16.4
Deron Feldhaus (6-7 So. F).....14.4
John Pelphrey (6-7 So. F).....13.0
Sean Woods (6-2 So. G).....9.1

1990-91–Won 22 Lost 6.

Best Record in SEC (14-4)
Ranked Ninth AP

Coach: Rick Pitino
Captains: Deron Feldhaus, Reggie Hanson, John Pelphrey

Nov. 24	Pennsylvania	H	85	62
Nov. 28	Cincinnati	A	75	71
Dec. 1	Notre Dame	N1	98	90
Dec. 8	Kansas	H	88	71
Dec. 10	**North Carolina**	**A**	**81**	**84**
Dec. 15	Tennessee-Chattanooga	H	86	70
Dec. 18	**Indiana**	**A**	**84**	**87**
Dec. 21	Western Kentucky	N2	84	70
Dec. 27	Eastern Kentucky	H	74	60
Dec. 29	Louisville	A	93	85
Jan. 2	Georgia	A	81	80
Jan. 5	LSU	H	93	80
Jan. 9	Mississippi State	H	89	70
Jan. 12	Tennessee	A	78	74
Jan. 16	Ole Miss	A	95	85
Jan. 19	Vanderbilt	H	58	50
Jan. 23	Florida	H	81	65
Jan. 26	**Alabama**	**A**	**83**	**88**
Jan. 29	Auburn	A	89	81
Feb. 3	Georgia	H	96	84
Feb. 5	**LSU**	**A**	**88**	**107**
Feb. 9	**Mississippi State**	**A**	**82**	**83**
Feb. 13	Tennessee	H	85	74
Feb. 16	Ole Miss	H	89	77
Feb. 20	**Vanderbilt**	**A**	**87**	**98**
Feb. 23	Florida	A	90	74
Feb. 26	Alabama	H	79	73
Mar. 2	Auburn	H	114	93
			2405	2186

(N1) Indianapolis (N2) Louisville

—Leading Scorers—

John Pelphrey (6-7 Jr. F).....14.4
Reggie Hanson (6-8 Sr. C).....14.4
Jamal Mashburn (6-9 Fr. F).....12.9
Deron Feldhaus (6-7 Jr. F).....10.8
Richie Farmer (6-0 Jr. G).....10.1

1991-92–Won 29, Lost 7.

NCAA "Final 8"
SEC East Champions (12-4)
SEC Tournament Champions
Ranked 6th AP and CNN/USA Today

Coach: Rick Pitino
Captains: Richie Farmer, Deron Feldhaus, John Pelphrey, Sean Woods

	Preseason NIT			
Nov. 20	West Virginia	H	106	80
Nov. 22	**Pittsburgh**	**H**	**67**	**85**
Dec. 4	Massachusetts	H	90	69
Dec. 7	Indiana	N1	76	74
Dec. 10	SW Texas State	H	82	36
Dec. 12	Morehead State	N2	101	84
Dec. 14	Arizona State	H	94	68
Dec. 21	**Georgia Tech**	**A**	**80**	**81**
Dec. 23	Ohio	N3	73	63
Dec. 28	Louisville	H	103	89
Jan. 2	Notre Dame	H	91	70
Jan. 4	South Carolina	A	80	63
Jan. 7	Georgia	H	78	66
Jan. 11	Florida	H	81	60
Jan. 15	Vanderbilt	A	84	71
Jan. 18	Eastern Kentucky	H	85	55
Jan. 21	**Tennessee**	**A**	**85**	**107**
Jan. 25	**Arkansas**	**H**	**88**	**105**
Jan. 29	Ole Miss	H	96	78
Feb. 2	**LSU**	**A**	**53**	**74**
Feb. 8	Auburn	A	85	67
Feb. 12	Alabama	H	107	83
Feb. 15	Western Kentucky	H	93	83
Feb. 19	Mississippi State	A	89	84
Feb. 23	Georgia	A	84	73
Feb. 26	South Carolina	H	74	56
Mar. 1	Vanderbilt	H	80	56
Mar. 4	**Florida**	**A**	**62**	**79**
Mar. 7	Tennessee	H	99	88
	SEC Tournament (Birmingham, Ala.)			
Mar. 13	Vanderbilt	N4	76	57
Mar. 14	LSU	N4	80	74
Mar. 15	Alabama	N4	80	54
	NCAA East Regional First/Second Rounds (Worcester, Mass.)			
Mar. 20	Old Dominion	N5	88	69
Mar. 22	Iowa State	N5	106	98
	NCAA East Regional (Philadelphia, Pa.)			
Mar. 26	Massachusetts	N6	87	77
Mar. 28	**Duke**	**N6**	**103**	***104**
			3086	2680

(N1) Indianapolis, Ind. (N2) Louisville
(N3) Cincinnati, Ohio (N4) Birmingham, Ala.
(N5) Worcester, Mass. (N6) Philadelphia, Pa.

—Leading Scorers—

Jamal Mashburn (6-8 So. F).....21.3
John Pelphrey (6-7 Sr. F).....12.5
Deron Feldhaus (6-7 Sr. F).....11.4
Richie Farmer (6-0 Sr. G).....9.6
Sean Woods (6-2 Sr. G).....7.7

1992-93–Won 30, Lost 4.

NCAA "Final 4"
SEC Tournament Champions
2nd SEC East (13-3)
ECAC Holiday Festival Champions
Ranked 6th AP, 3rd CNN/USA Today

Coach: Rick Pitino
Captains: Junior Braddy, Dale Brown

Dec. 2	Wright State	H	81	65
Dec. 5	Georgia Tech	H	96	87
Dec. 8	Eastern Kentucky	H	82	73
Dec. 12	Louisville	A	88	68
Dec. 19	Morehead State	H	108	65
Dec. 22	Miami (Ohio)	H	65	49
	ECAC Holiday Festival (New York, N.Y.)			
Dec. 28	Rutgers	N1	89	67
Dec. 30	St. John's (finals)	N1	86	77
Jan. 3	Indiana	N2	81	78
Jan. 5	Georgia	A	74	59
Jan. 9	Tennessee	H	84	70
Jan. 13	**Vanderbilt**	**A**	**86**	**101**
Jan. 19	Alabama	A	73	59
Jan. 23	South Carolina	A	108	82

Losses are in boldface. ***Overtime Games**

All-Time Results – 1903-1998

Jan. 26	LSU	H	105	67
Jan. 30	Florida	H	71	48
Feb. 3	Mississippi State	H	87	63
Feb. 6	Vanderbilt	H	82	67
Feb. 10	**Arkansas**	**A**	**94**	**101**
Feb. 13	Notre Dame	A	81	62
Feb. 17	South Carolina	H	87	66
Feb. 20	Georgia	H	86	70
Feb. 24	**Tennessee**	**A**	**77**	**78**
Feb. 27	Auburn	H	80	78
Mar. 3	Mississippi	A	98	66
Mar. 9	Florida	A	85	77
	SEC Tournament (Lexington, Ky.)			
Mar. 12	Tennessee		101	40
Mar. 13	Arkansas		92	81
Mar. 14	LSU		82	65
	NCAA Southeast Regional First/Second Rounds (Nashville, Tenn.)			
Mar. 19	Rider College		96	52
Mar. 21	Utah		83	62
	NCAA Southeast Regional (Charlotte, N.C.)			
Mar. 25	Wake Forest		103	69
Mar. 27	Florida State		106	81
	NCAA Final Four (New Orleans, La.)			
April 3	**Michigan**		78	*81
			2975	2374

(N1) New York (N2) Louisville

—Leading Scorers—

Jamal Mashburn (6-8 Jr. F) 21.0
Travis Ford (5-9 Jr. G) 13.6
Dale Brown (6-2 Sr. G) 9.4
Rodrick Rhodes (6-6 Fr. F) 9.1
Rodney Dent (6-10 Jr. C) 6.4

1993-94–Won 27, Lost 7.

NCAA Second Round
SEC Tournament Champions
Tied for 1st SEC East (12-4)
Maui Invitational Champions
Ranked 7th AP

Coach: Rick Pitino
Captains: Travis Ford, Gimel Martinez, Jeff Brassow

Nov. 27	Louisville	H	78	70
Dec. 1	Tennessee Tech	H	115	77
Dec. 4	**Indiana**	**N1**	**84**	**96**
Dec. 8	Eastern Kentucky	H	107	78
Dec. 17	Morehead State	H	97	61
	Maui Invitational			
Dec. 21	Texas	N2	86	61
Dec. 22	Ohio State	N2	100	88
Dec. 23	Arizona (finals)	N2	93	92
Dec. 28	San Francisco	H	110	83
Dec. 30	Robert Morris	H	92	67
Jan. 4	Vanderbilt	H	107	82
Jan. 6	Notre Dame	H	84	59
Jan. 8	**Georgia**	**A**	**90**	***94**
Jan. 12	Mississippi	N3	98	64
Jan. 15	Tennessee	H	93	74
Jan. 18	**Florida**	**A**	**57**	**59**
Jan. 22	Mississippi State	A	86	70
Jan. 26	South Carolina	H	79	67
Jan. 30	Auburn	A	91	74
Feb. 2	Alabama	H	82	67
Feb. 6	Massachusetts	N4	67	64
Feb. 9	**Arkansas**	**H**	**82**	**90**
Feb. 12	**Syracuse**	**A**	**85**	**93**
Feb. 15	LSU	A	99	95
Feb. 19	Vanderbilt	A	77	69
Feb. 23	Tennessee	A	77	73
Feb. 27	Georgia	H	80	59
Mar. 2	Florida	H	80	77
Mar. 5	**South Carolina**	**A**	**74**	**75**
	SEC Tournament (Memphis, Tenn.)			
Mar. 11	Mississippi State		95	76
Mar. 12	Arkansas		90	78
Mar. 13	Florida		73	60
	NCAA Southeast Regional First/Second Rounds (St. Petersburg, Fla)			
Mar. 18	Tennessee State		83	70
Mar. 20	**Marquette**		63	75
			2954	2537

(N1) Indianapolis, Ind. (N3) Louisville, Ky.
(N2) Maui, Hi. (N4) East Rutherford, N.J.

—Leading Scorers—

Tony Delk (6-1 So. G) 16.6
Rodrick Rhodes (6-7 So., F) 14.6
Travis Ford (5-9 Sr. G) 11.3
Jared Prickett (6-9 So. F) 8.2
Andre Riddick (6-9 Jr. C) 7.9

1994-95–Won 28, Lost 5.

NCAA "Final 8"
SEC Champions (14-2)
SEC East Champions
SEC Tournament Champions
Ranked 2nd AP, 5th CNN/USA Today

Coach: Rick Pitino
Captains: Tony Delk, Mark Pope, Rodrick Rhodes

Nov. 26	Tennessee-Martin	H	124	50
Nov. 30	Ohio	H	79	74
Dec. 3	**UCLA**	**N1**	**81**	**82**
Dec. 7	Indiana	N2	73	70
Dec. 10	Boston University	H	90	49
Dec. 17	Texas Tech	N3	83	68
Dec. 27	Marshall	H	116	75
Jan. 1	**Louisville**	**A**	**86**	**88**
Jan. 4	Auburn	H	98	64
Jan. 7	South Carolina	A	80	55
Jan. 10	Florida	A	83	67
Jan. 14	Georgia	H	83	71
Jan. 18	Mississippi	N4	82	65
Jan. 21	Vanderbilt	H	81	68
Jan. 25	Tennessee	H	69	50
Jan. 29	**Arkansas**	**A**	**92**	**94**
Feb. 1	South Carolina	H	90	72
Feb. 5	Syracuse	H	77	71
Feb. 8	Tennessee	A	68	48
Feb. 12	Notre Dame	A	97	58
Feb. 14	**Mississippi State**	**H**	**71**	**76**
Feb. 18	Florida	H	87	77
Feb. 21	Alabama	A	72	52
Feb. 25	Vanderbilt	A	71	60
Mar. 1	Georgia	A	97	74
Mar. 4	LSU	H	127	80
	SEC Tournament (Atlanta, Ga.)			
Mar. 10	Auburn		93	81
Mar. 11	Florida		86	72
Mar. 12	Arkansas		95	*93
	NCAA Southeast Regional First/Second Rounds (Memphis, Tenn.)			
Mar. 16	Mount St. Mary's		113	67
Mar. 18	Tulane		82	60
	NCAA Southeast Regional (Birmingham, Ala.)			
Mar. 23	Arizona State		97	73
Mar. 25	**North Carolina**		61	74
			2884	2278

(N1) Anaheim, Calif. (N3) Cincinnati
(N2) Louisville (N4) Memphis, Tenn.

—Leading Scorers—

Tony Delk (6-1 Jr. G) 16.7
Rodrick Rhodes (6-7 Jr. F) 12.9
Walter McCarty (6-9 Jr. F) 10.5
Jeff Sheppard (6-4 So. G 8.3
Mark Pope (6-10 Jr. C) 8.2

1995 ITALY TOUR
(Not counted in Won-Loss Record)

Aug. 14	Cagiva Varese	A	123	114
Aug. 16	Venice Reyer	A	113	78
Aug. 17	Russia Dinamo	N5	116	81
Aug. 18	**Montecatini**	**A**	**115**	**123**
Aug. 21	Siena	N6	115	86

(N5) Venice, Italy (N6) Scauri, Italy

1995-96–Won 34, Lost 2.

National Champions (NCAA Tournament)
SEC Champions (16-0)
SEC East Champions
ECAC Holiday Festival Champions
Ranked 1st CNN/USA Today, 2nd AP

Coach: Rick Pitino
Captains: Tony Delk, Walter McCarty, Mark Pope

Nov. 24	Maryland	N1	96	84
Nov. 28	**Massachusetts**	**N2**	**82**	**92**
Dec. 2	Indiana	N3	89	82
Dec. 6	Wisconsin-Green Bay	H	74	62
Dec. 9	Georgia Tech	H	83	60
Dec. 16	Morehead State	H	96	32
Dec. 19	Marshall	N4	118	99
Dec. 23	Louisville	H	89	66
	ECAC Holiday Festival (New York, N.Y.)			
Dec. 27	Rider	N5	90	65
Dec. 29	Iona (finals)	N5	106	79
Jan. 3	South Carolina	A	89	60
Jan. 6	Ole Miss	H	90	60
Jan. 9	Mississippi State	A	74	56
Jan. 13	Tennessee	H	61	44
Jan. 16	LSU	A	129	97
Jan. 20	Texas Christian	H	124	80
Jan. 24	Georgia	A	82	77
Jan. 27	South Carolina	H	89	57
Feb. 3	Florida	H	77	63
Feb. 7	Vanderbilt	A	120	81
Feb. 11	Arkansas	H	88	73
Feb. 14	Georgia	H	86	73
Feb. 17	Tennessee	A	90	50
Feb. 20	Alabama	H	84	65
Feb. 24	Florida	A	94	63
Feb. 27	Auburn	A	88	73
Mar. 2	Vanderbilt	H	101	63
	SEC Tournament (New Orleans, La.)			
Mar. 8	Florida		100	76
Mar. 9	Arkansas		95	75
Mar. 10	**Miss. State (finals)**		**73**	**84**
	NCAA Midwest Regional First/Second Rounds (Dallas, Texas)			
Mar. 14	San Jose State		110	72
Mar. 16	Virginia Tech		84	60
	NCAA Midwest Regional (Minneapolis, Minn.)			
Mar. 21	Utah		101	70
Mar. 23	Wake Forest		83	63
	NCAA Final Four (East Rutherford, N.J.)			
Mar. 30	Massachusetts		81	74
Apr. 1	Syracuse (finals)		76	67
			3292	2497

NCAA CHAMPIONS FOR SIXTH TIME
(N1) Springfield, Mass. (N4) Louisville
(N2) Auburn Hills, Mich. (N5) New York
(N3) Indianapolis

—Leading Scorers—

Tony Delk (6-1 Sr. G) 17.8
Antoine Walker (6-8 So. F) 15.2
Walter McCarty (6-10 Sr. F) 11.3
Derek Anderson (6-4 Jr. G-F) 9.4
Ron Mercer (6-7 Fr. F) 8.0

1996-97–Won 35, Lost 5.

NCAA Runner-up (NCAA Tournament)
SEC Tournament Champions
2nd SEC East (13-3)
Great Alaska Shootout Champions
Ranked 2nd CNN/USA Today, 5th AP

Coach: Rick Pitino
Captains: Derek Anderson, Anthony Epps, Jared Prickett

Nov. 15	**Clemson**	**N1**	**71**	***79**
	Great Alaska Shootout (Anchorage, Alaska)			
Nov. 28	Syracuse	N2	87	53
Nov. 29	Alaska Anchorage	N2	104	72
Nov. 30	Coll. of Charleston (finals)	N2	92	65
Dec. 3	Purdue	N3	101	87
Dec. 7	Indiana	N4	99	65
Dec. 9	Wright State	H	90	62
Dec. 14	Notre Dame	H	80	56
Dec. 21	Georgia Tech	N5	88	59
Dec. 23	UNC Asheville	H	105	51
Dec. 28	Ohio State	N6	81	65
Dec. 31	Louisville	A	74	54
Jan. 4	Tennessee	H	74	40
Jan. 7	Mississippi State	H	90	61
Jan. 9	Canisius	H	68	45
Jan. 11	**Ole Miss**	**A**	**69**	**73**
Jan. 14	Georgia	A	86	65
Jan. 18	Auburn	H	77	53
Jan. 22	Vanderbilt	N7	58	46
Jan. 26	Arkansas	A	83	73
Jan. 29	Florida	A	92	65
Feb. 1	Georgia	H	82	57
Feb. 4	**South Carolina**	**A**	**79**	***84**
Feb. 6	Western Carolina	H	82	55
Feb. 9	Villanova	H	93	56
Feb. 12	LSU	H	84	48
Feb. 15	Florida	H	85	56
Feb. 19	Alabama	A	75	61
Feb. 22	Vanderbilt	A	82	79
Feb. 25	Tennessee	A	74	64
Mar. 2	**South Carolina**	**H**	**66**	**72**
	SEC Tournament (Memphis, Tenn.)			
Mar. 7	Auburn		92	50
Mar. 8	Ole Miss		88	70
Mar. 9	Georgia (finals)		95	68
	NCAA West Regional First/Second Round (Salt Lake City, Utah)			
Mar. 13	Montana		92	54
Mar. 15	Iowa		75	69
	NCAA West Regional (San Jose, Calif.)			
Mar. 20	St. Joseph's		83	68
Mar. 22	Utah		72	59
	NCAA Final Four (Indianapolis, Ind.)			
Mar. 29	Minnesota		78	69
Mar. 31	**Arizona (finals)**		79	*84
			3325	2512

(N1) Indianapolis (N5) Atlanta, Ga.
(N2) Anchorage, Alaska (N6) Cleveland, Ohio
(N3) Chicago, Ill. (N7) Cincinnati, Ohio
(N4) Louisville

—Leading Scorers—

Ron Mercer (6-7 So. G-F) 18.1
Derek Anderson (6-5 Sr. G) 17.7
Scott Padgett (6-9 So. F) 9.6
Anthony Epps (6-2 Sr. G) 8.9
Allen Edwards (6-5 Jr. F) 8.6

ORLANDO "TUBBY" SMITH ERA

1997-98–Won 35, Lost 4

National Champions (NCAA Tournament)
SEC Champions (14-2)
SEC East Champions
SEC Tournament Champions
Ranked 5th AP, 1st USA Today/ESPN

Coach: Tubby Smith
Captains: Allen Edwards, Cameron Mills, Jeff Sheppard

Nov. 20	Morehead State	H	88	49
	Maui Invitational			
Nov. 24	George Washington	N1	70	55
Nov. 25	**Arizona**	**N1**	**74**	**89**
Nov. 26	Missouri (Third Place)	N1	77	55
Nov. 29	Clemson	N2	76	61
Dec. 3	Purdue	N3	89	75
Dec. 6	Indiana	N4	75	72
Dec. 10	Canisius	A	81	54
Dec. 13	Georgia Tech	H	85	71
Dec. 20	Tulsa	H	74	53
Dec. 23	American	H	75	52
Dec. 27	**Louisville**	**H**	**76**	**79**
Dec. 30	Ohio	A	95	58
Jan. 3	Vanderbilt	H	71	62
Jan. 6	Georgia	A	90	79
Jan. 10	Mississippi State	A	77	71
Jan. 13	South Carolina	H	91	70
Jan. 17	Arkansas	H	80	*77
Jan. 21	Alabama	N5	70	67
Jan. 24	Tennessee	A	85	67
Jan. 27	Vanderbilt	A	63	61
Feb. 1	**Florida**	**H**	**78**	**86**
Feb. 4	LSU	A	63	61
Feb. 8	Villanova	A	79	63
Feb. 11	Tennessee	H	80	74
Feb. 14	**Ole Miss**	**H**	**64**	**73**
Feb. 18	Florida	A	79	54
Feb. 22	Georgia	H	85	74
Feb. 25	Auburn	A	83	58
Feb. 28	South Carolina	A	69	57
	SEC Tournament (Atlanta, Ga.)			
Mar. 6	Alabama		82	71
Mar. 7	Arkansas		99	74
Mar. 8	South Carolina		86	56
	NCAA South Regional First/Second Rounds (Atlanta, Ga.)			
Mar. 13	South Carolina State		82	67
Mar. 15	Saint Louis		88	61
	NCAA South Regional (St. Petersburg, Fla.)			
Mar. 20	UCLA		94	68
Mar. 22	Duke		86	84
	NCAA Final Four (San Antonio, Texas)			
Mar. 28	Stanford		86	*85
Mar. 30	Utah		78	69
			3123	2612

NCAA CHAMPIONS FOR SEVENTH TIME
(N1) Maui, Hi. (N4) Indianapolis
(N2) Phoenix, Ariz. (N5) Louisville
(N3) Chicago, Ill.

—Leading Scorers—

Jeff Sheppard (6-3 Sr. G) 13.7
Nazr Mohammed (6-10 Jr. C) 12.0
Scott Padgett (6-9 Jr. F) 11.5
Wayne Turner (6-2 Jr. G) 9.3
Allen Edwards (6-5 Sr. F) 9.2

Losses are in boldface. *Overtime Games

Kentucky's Record

KENTUCKY (28-9)

Nov	17	Eastern Kentucky		99-64
	19	Mercer		82-51
	23	Wright St. (@ Cincinnati)		97-75
		Puerto Rico Shootout		
		@ San Juan		
Nov	26	Colorado		64-52
	27	Pittsburgh	L	56-68
	28	UCLA		66-62
Dec	1	Kansas (@ Chicago)		63-45
	5	Miami		74-65
	8	Indiana (@ Louisville)		70-61*
	12	Maryland		103-91
	19	@ Georgia Tech		80-39
	22	Duke (@ East Rutherford)	L	60-71
	26	@ Louisville	L	74-83
	29	Tennessee State		97-47
Jan	2	+ Florida		93-58
	5	+ @ South Carolina		68-61
	9	+ @ Vanderbilt		73-57
	12	+ Tennessee	L	46-47
	16	+ @ Mississippi		63-57
	20	+ Auburn		72-62
	23	+ Mississippi St.		76-49
	26	+ @ Georgia		91-83*
	30	+ LSU		86-62
Feb	4	+ @ Florida	L	68-75
	6	+ @ Alabama	L	58-62
	13	+ South Carolina		74-40
	17	+ Georgia		92-71
	20	+ @ Arkansas	L	70-74
	24	+ Vanderbilt		88-63
	28	+ @ Tennessee	L	61-68
		SEC Tournament		
		@ Atlanta		
Mar	5	Mississippi		83-73
	6	Auburn		69-57
	7	Arkansas		76-63
		NCAA Tournament		
		Midwest Regional		
		@ New Orleans		
Mar	12	New Mexico State		82-60
	14	Kansas		92-88*
		@ St. Louis		
Mar	19	Miami Ohio		58-43
	21	Michigan St.	L	66-73
				2790-2320
				75.4-62.7

	Record	Pct.
	3-0	1.000
shire	3-1	.750
	4-2	.667
o	0-0	.000
	31-7	.816
lina	31-23	.574
ota	0-0	.000
	114-26	.814
	9-1	.900
	6-0	1.000
ia	35-5	.875
id	2-0	1.000
lina	35-8	.814
ota	0-0	.000
	261-94	.735
	25-4	.862
	10-2	.833
	0-0	.000
	14-5	.737
	2-0	1.000
ia	20-4	.833
	10-6	.625
	2-0	1.000
Columbia	2-2	.500
	166-78	.679
	1720-529-1	.764

tral

6

25

7

9

55

03



Taking advantage of the sun and the surf, Cameron Mills and Heshimu Evans played beach football during the Cats' trip to Hawaii last season.

Kentucky vs. States

State	Record	Pct.
Alabama	162-47	.775
Alaska	4-0	1.000
Arizona	4-2	.667
Arkansas	13-4	.765
California	11-4	.733
Colorado	2-0	1.000
Connecticut	1-0	1.000
Delaware	0-0	.000
Florida	81-24	.771
Georgia	148-32	.822
Hawaii	3-0	1.000
Idaho	2-0	1.000
Illinois	42-11	.792
Indiana	68-39	.636
Iowa	6-2	.750
Kansas	24-3	.889
Kentucky	34-10-1	.756
Louisiana	112-28	.800
Maine	1-0	1.000
Maryland	9-4	.692
Massachusetts	9-1	.900
Michigan	16-9	.640
Minnesota	4-1	.800
Mississippi	158-26	.859
Missouri	11-9	.550
Montana	1-0	1.000
Nebraska	9-5	.643
Nevada	3-0	1.000
New Hampshire	3-1	.750
New Jersey	4-2	.667
New Mexico	0-0	.000
New York	31-7	.816
North Carolina	31-23	.574
North Dakota	0-0	.000
Ohio	114-26	.814
Oklahoma	9-1	.900
Oregon	6-0	1.000
Pennsylvania	35-5	.875
Rhode Island	2-0	1.000
South Carolina	35-8	.814
South Dakota	0-0	.000
Tennessee	261-94	.735
Texas	25-4	.862
Utah	10-2	.833
Vermont	0-0	.000
Virginia	14-5	.737
Washington	2-0	1.000
West Virginia	20-4	.833
Wisconsin	10-6	.625
Wyoming	2-0	1.000
District of Columbia	2-2	.500
Others	166-78	.679
Total	1720-529-1	.764

Kentucky's Record by Months:

Month	Won	Lost	Tied	Home	Away	Neutral
November	37	7	0	24-1	3-0	10-6
December	407	94	0	264-37	71-32	72-25
January	482	169	0	271-45	193-117	18-7
February	561	171	1	327-48	168-114-1	67-9
March	232	87	0	53-14	22-18	156-55
April	1	1	0	0-0	0-0	1-1
Total	1720	529	1	939-145	457-281-1	324-103



Taking advantage of the sun and the surf, Cameron Mills and Heshimu Evans played beach football during the Cats' trip to Hawaii last season.

Kentucky's Record vs. Conferences

America East

Team	Record	Pct.
Boston University	2-0	1.000
Delaware		
Drexel		
Hartford		
Hofstra		
Maine	1-0	1.000
New Hampshire		
Northeastern		
Towson St.		
Vermont		
Total	3-0	1.000

Atlantic Coast

Team	Record	Pct.
Clemson	12-4	.750
Duke	11-6	.647
Florida St.	6-2	.750
Georgia Tech	54-14	.794
Maryland	5-3	.625
North Carolina	6-16	.273
North Carolina St.	3-1	.750
Virginia	6-2	.750
Wake Forest	4-0	1.000
Total	107-48	.690

Atlantic 10

Team	Record	Pct.
Dayton	3-1	.750
Duquesne	1-0	1.000
Fordham		
George Washington	1-0	1.000
La Salle	3-0	1.000
Massachusetts	4-1	.900
Rhode Island	1-0	1.000
St. Bonaventure		
St. Joseph's (Pa.)	2-0	1.000
Temple	14-4	.778
Virginia Tech	3-1	.750
Xavier (Ohio)	37-2	.949
Total	69-9	.885

Big East

Team	Record	Pct.
Boston College		
Connecticut		
Georgetown	0-2	.000
Miami (Florida)	1-0	1.000
Notre Dame	37-17	.685
Pittsburgh	4-1	.800
Providence	1-0	1.000
Rutgers	1-0	1.000
St. John's (N.Y.)	10-4	.714
Seton Hall	1-1	.500
Syracuse	8-2	.800
Villanova	5-0	1.000
West Virginia	11-4	.733
Total	79-31	.718

Big Sky

Team	Record	Pct.
Cal St. Northridge		
Cal St. Sacramento		
Eastern Washington		
Idaho St.		
Montana	1-0	1.000
Montana St.		
Northern Arizona		
Portland St.	1-0	1.000
Weber St.		
Total	2-0	1.000

Big South

Team	Record	Pct.
Charleston Southern		
Coastal Carolina		
Liberty		
N.C. Asheville	1-0	1.000
Radford		
Winthrop		
Total	1-0	1.000

Big Ten

Team	Record	Pct.
Illinois	11-4	.733
Indiana	21-20	.512
Iowa	4-2	.600
Michigan	4-2	.667
Michigan St.	10-6	.625
Minnesota	4-1	.750
Northwestern	7-1	.875
Ohio St.	10-8	.529
Penn St.	2-0	1.000
Purdue	6-2	.750
Wisconsin	2-1	.667
Total	81-47	.633

Big 12

Team	Record	Pct.
Baylor	6-0	1.000
Colorado		
Iowa St.	2-0	1.000
Kansas	17-3	.850
Kansas St.	7-0	1.000
Missouri	3-0	1.000
Nebraska	2-1	.667
Oklahoma	2-0	1.000
Oklahoma St.	3-1	.750
Texas	1-0	1.000
Texas A&M	2-1	.667
Texas Tech	4-0	1.000
Total	49-6	.891

Big West

Team	Record	Pct.
Boise State		
UC Irvine		
UC Santa Barbara		
Cal Poly SLO		
Cal St. Fullerton		
Idaho	2-0	1.000
Long Beach St.		
Nevada		
New Mexico St.		
North Texas		
Pacific (Cal.)		
Utah State	1-0	1.000
Total	3-0	1.000

Colonial

Team	Record	Pct.
American	1-0	1.000
East Carolina	1-0	1.000
George Mason		
James Madison		
N.C.-Wilmington		
Old Dominion	1-0	1.000
Richmond		
Va. Commonwealth		
William and Mary		
Total	3-0	1.000

Conference USA

Team	Record	Pct.
Alabama-Birmingham	1-1	.500
Cincinnati	26-10	.722
DePaul	17-3	.850
Houston	2-0	1.000
Louisville	20-9	.690
Marquette	7-5	.583
Memphis		
N.C.-Charlotte	2-0	1.000
Saint Louis	8-9	.471
South Florida		
Southern Mississippi		
Tulane	39-5	.886
Total	122-42	.744

Ivy League

Team	Record	Pct.
Brown		
Columbia	1-0	1.000
Cornell	0-1	.000
Dartmouth	3-1	.750
Harvard		
Pennsylvania	3-0	1.000
Princeton	2-1	.667
Yale	1-0	1.000
Total	10-3	.769

Metro Atlantic Athletic

Team	Record	Pct.
Canisius	2-0	1.000
Fairfield		
Iona	5-0	1.000
Loyola (Md.)		
Manhattan		
Marist		
Niagara	1-0	1.000
Rider	2-0	1.000
St. Peter's		
Siena		
Total	10-0	1.000



Scott Padgett battled Isiah Victor of Tennessee for a rebound last season. UK has played Tennessee in more games than any other team in America.

Kentucky's Record vs. Conferences

Mid-American

Team	Record	Pct.
Akron	2-0	1.000
Ball St.		
Bowling Green	2-1	.667
Buffalo		
Central Michigan	1-0	1.000
Eastern Michigan		
Kent		
Marshall	9-0	1.000
Miami (Ohio)	19-4	.826
Northern Illinois		
Ohio	12-1	.923
Toledo	1-0	1.000
Western Michigan		
Total	46-6	.885

Midwestern Collegiate

Team	Record	Pct.
Butler	4-0	1.000
Cleveland St.		
Detroit Mercy	1-1	.500
Ill.-Chicago		
Loyola (Ill.)	4-3	.571
Wisc.-Green Bay	1-0	1.000
Wisc.-Milwaukee		
Wright St.	2-0	1.000
Total	12-4	.750

Missouri Valley

Team	Record	Pct.
Bradley	3-0	1.000
Creighton	7-4	.636
Drake		
Evansville		
Illinois St.		
Indiana St.		
Northern Iowa		
Southern Illinois		
Southwest Missouri St.		
Wichita St.		
Total	10-4	.714

Northeast

Team	Record	Pct.
Central Connecticut State		
Fairleigh Dickinson		
Long Island	2-1	.667
Maryland-B.C.		
Monmouth (N.J.)		
Mount St. Mary's (Md.)	1-0	1.000
Quinnipiac		
Robert Morris		
St. Francis (N.Y.)		
St. Francis (Pa.)		
Wagner		
Total	3-1	.750

Ohio Valley

Team	Record	Pct.
Austin Peay	3-0	1.000
Eastern Illinois		
Eastern Kentucky	5-0	1.000
Middle Tennessee	0-1	.000
Morehead St.	6-0	1.000
Murray St.		
Southeast Missouri St.		
Tennessee-Martin	1-0	1.000
Tennessee St.	1-0	1.000
Tennessee Tech	2-0	1.000
Total	18-1	.947

Pacific 10

Team	Record	Pct.
Arizona	2-2	.500
Arizona St.	2-0	1.000
California	2-0	1.000
Oregon	1-0	1.000
Oregon St.	3-0	1.000
Southern Cal	0-2	.000
Stanford	2-0	1.000
UCLA	4-2	.667
Washington	1-0	1.000
Washington St.	1-0	1.000
Total	18-6	.750

Patriot League

Team	Record	Pct.
Army	1-0	1.000
Bucknell		
Colgate		
Holy Cross	2-0	1.000
Lafayette		
Lehigh		
Navy	3-1	.750
Total	6-1	.857

Southeastern

Team	Record	Pct.
Alabama	90-30	.750
Arkansas	12-4	.750
Auburn	71-16	.816
Florida	73-21	.777
Georgia	93-17	.845
LSU	69-20	.775
Mississippi	83-10	.892
Mississippi St.	75-16	.824
South Carolina	20-4	.833
Tennessee	126-58	.685
Vanderbilt	116-35	.768
Total	828-231	.782

Southern

Team	Record	Pct.
Appalachian St.		
The Citadel		
College of Charleston	1-0	1.000
Davidson	1-0	1.000
East Tenn. St.	2-0	1.000
Furman	1-0	1.000
Ga. Southern		
N.C. Greensboro		
Tenn.-Chattanooga	10-0	1.000
Virginia Military Institute	4-2	.667
Western Carolina	2-0	1.000
Wofford		
Total	21-2	.913

Southland

Team	Record	Pct.
Lamar	1-0	1.000
McNeese St.		
Nicholls St.		
Northeast Louisiana		
Northwestern St. (La.)	1-1	.500
Sam Houston St.		
Southeastern Louisiana		
Southwest Texas St.	1-0	1.000
Stephen F. Austin		
Texas-Arlington		
Texas-San Antonio		
Total	3-1	.750

Sun Belt

Team	Record	Pct.
Ark.-Little Rock		
Arkansas St.	1-0	1.000
Florida International		
Louisiana Tech		
New Orleans		
South Alabama		
Southwestern Louisiana	0-1	.000
Western Kentucky	3-1	.750
Total	4-2	.667

Trans America

Team	Record	Pct.
Campbell		
Centenary	3-1	.750
Central Florida		
Florida Atlantic		
Georgia St.		
Jacksonville	1-1	.500
Jacksonville St.		
Mercer	1-1	.500
Samford		
Stetson		
Troy State		
Total	5-3	.625

West Coast

Team	Record	Pct.
Gonzaga		
Loyola Marymount		
Pepperdine	1-0	1.000
Portland	1-0	1.000
St. Mary's (Calif.)		
San Diego		
San Francisco	1-0	1.000
Santa Clara		
Total	3-0	1.000

Western Athletic

Team	Record	Pct.
Air Force	1-0	1.000
Brigham Young	3-0	1.000
Colorado St.	1-0	1.000
Fresno St.		
Hawaii	2-0	1.000
UNLV	3-0	1.000
New Mexico		
Rice		
San Diego St.		
San Jose St.	1-0	1.000
SMU	3-2	.600
Texas Christian	2-0	1.000
Tulsa	4-0	1.000
UTEP	0-1	.000
Utah	6-2	.750
Wyoming	2-0	1.000
Total	28-5	.848

Scores vs. All Opponents

ADVENT MEM. (0-1)
1-18-09 (A).....27 ...41 L

AIR FORCE (1-0)
12-17-65 (H).....78 ...58.....W

AKRON (2-0)
1-16-37 (Cin) .....32 ...22.....W
11-28-81 (H).....83 ...64.....W

ALABAMA (90-30)
1-25-23 (H).....35 ...45 L
2-5-25 (A).....15 ...24 L
2-1-26 (H).....27 ...16.....W
1-25-29 (H).....26 ...27 L
2-8-32 (H).....50 ...22.....W
2-13-33 (N).....35 ...21.....W
2-1-34 (N).....33 ...28.....W
2-8-34 (H).....26 ...21.....W
2-1-35 (N).....33 ...26.....W
2-11-35 (H).....25 ...16.....W
2-3-36 (N).....32 ...30.....W
2-7-36 (H).....40 ...34.....W
2-1-37 (N).....38 ...27.....W
2-10-37 (H).....31 ...34 L
1-31-38 (N).....57 ...31.....W
2-12-38 (H).....28 ...21.....W
1-28-39 (N).....38 ...41 L
2-1-39 (H).....45 ...27.....W
1-28-40 (N).....32 ...36 L
2-10-40 (H).....46 ...18.....W
2-3-41 (A).....38 ...36.....W
2-8-41 (H).....46 ...38.....W
3-1-41 (SEC) .....39 ...37.....W
2-2-42 (A).....35 ...41 L
2-9-42 (H).....50 ...34.....W
2-29-42 (SEC) .....36 ...34.....W
1-30-43 (A).....32 ...41 L
2-6-43 (H).....67 ...41.....W
3-3-45 (SEC) .....52 ...41.....W
3-2-46 (SEC) .....59 ...30.....W
2-3-47 (A).....48 ...37.....W
2-17-47 (H).....63 ...33.....W
2-5-48 (A).....41 ...31.....W
2-16-48 (H).....63 ...33.....W
2-2-49 (A).....56 ...40.....W
2-14-49 (H).....74 ...32.....W
2-5-50 (A).....66 ...64.....W
2-13-50 (H).....77 ...57.....W
1-13-51 (H).....65 ...48.....W
1-26-52 (A).....71 ...67.....W
3-1-54 (A).....68 ...43.....W
2-28-55 (H).....66 ...52.....W
2-25-56 (N).....77 .101 L
2-23-57 (H).....79 ...60.....W
2-22-58 (N).....*45 ...43.....W
2-23-59 (H).....39 ...32.....W
2-22-60 (N).....75 ...55.....W
2-25-61 (H).....80 ...53.....W
2-24-62 (A).....73 ...65.....W
2-25-63 (H).....80 ...63.....W
2-24-64 (A).....59 ...65 L
2-22-65 (A).....71 ...75 L
3-1-65 (H).....78 ...72.....W
1-31-66 (H).....82 ...62.....W
2-14-66 (A).....90 ...67.....W
2-25-67 (A).....71 ...81 L
3-6-67 (H).....110 ...78.....W
1-8-68 (A).....84 ...76.....W
2-24-68 (H).....96 ...83.....W
1-27-69 (A).....*83 ...70.....W
2-24-69 (H).....108 ...79.....W
1-26-70 (H).....86 ...71.....W
2-23-70 (A).....98 ...89.....W
1-25-71 (A).....86 ...73.....W
2-22-71 (H).....101 ...74.....W
1-31-72 (H).....77 ...74.....W
2-28-72 (A).....70 ...73 L
1-29-73 (A).....95 ...93.....W
2-26-73 (H).....111 ...95.....W
1-21-74 (A).....77 ...81 L
2-23-74 (H).....71 ...94 L
1-20-75 (H).....74 ...69.....W
2-22-75 (A).....84 ...79.....W
1-5-76 (A).....63 ...76 L
3-6-76 (H).....90 ...85.....W
1-29-77 (A).....87 ...85.....W
2-26-77 (H).....85 ...70.....W
1-23-78 (A).....62 ...78 L
2-20-78 (H).....97 ...84.....W
1-13-79 (A).....52 ...55 L
2-10-79 (H).....80 ...71.....W
3-1-79 (SEC) ...101 .100.....W
1-12-80 (H).....64 ...78 L
2-9-80 (A).....72 ...63.....W
1-17-81 (A).....55 ...59 L
2-14-81 (H).....77 ...62.....W
1-16-82 (H).....86 ...69.....W
2-13-82 (A).....72 ...62.....W
3-6-82 (H-SEC).46 ...48 L
1-8-83 (A).....67 ...74 L
2-5-83 (H).....76 ...70.....W
3-11-83 (SEC) .....64 ...69 L
1-9-84 (H).....76 ...66.....W
2-4-84 (A).....62 ...69 L
3-9-84 (SEC) .....48 ...46.....W
1-12-85 (A).....58 ...60 L
2-13-85 (H).....51 ...48.....W
1-11-86 (H).....76 ...52.....W
2-13-86 (A).....73 ...71.....W
3-8-86 (H-SEC).83 ...72.....W
3-20-86 (NCAA) 68 ...63.....W
1-7-87 (H).....55 ...69 L
2-7-87 (A).....70 ...69.....W
1-13-88 (A).....63 ...55.....W
2-13-88 (H).....82 ...68.....W
1-18-89 (A).....64 ...76 L
2-18-89 (H).....67 ...71 L
1-17-90 (H).....82 ...65.....W
2-17-90 (A).....58 ...83 L
1-26-91 (A).....83 ...88 L
2-26-91 (H).....79 ...73.....W
2-12-92 (H).....107 ...83.....W
3-15-92 (SEC) .....80 ...54.....W
1-19-93 (A).....73 ...59.....W
2-2-94 (H).....82 ...67.....W
2-21-95 (A).....72 ...52.....W
2-20-96 (H).....84 ...65.....W
2-19-97 (A).....75 ...61.....W
1-21-98 (Lou) .....70 ...67.....W
3-6-98 (SEC) .....82 ...71.....W

ALABAMA-BIR. (1-1)
12-20-80 (UKIT)...61 ...53.....W
3-15-81 (NCAA) 62 ...69 L

ALASKA-ANCHORAGE (4-0)
12-1-79 (GAS) ....97 ...68.....W
12-19-80 (UKIT)...91 ...56.....W
12-28-87 (H).....100 ...58.....W
11-29-96 (GAS) ..104 ...72.....W

ALUMNI (4-0)
12-9-32 (H).....52 ...17.....W
12-5-33 (H).....53 ...20.....W
12-10-34 (H).....55 ....8.....W
12-7-40 (H).....62 ...25.....W

AMERICAN (1-0)
12-23-91 (H).....75 ...52.....W

ARIZONA (2-2)
3-16-46 (NIT).....77 ...53.....W
12-23-93 (Maui) ....93 ...92.....W
3-31-97 (NCAA) *79 ...84 L
11-25-97 (Maui) ....74 ...89 L

ARIZONA STATE (2-0)
12-14-91 (H).....94 ...68.....W
3-23-95 (NCAA) 97 ...73.....W

ARKANSAS (12-4)
12-18-45 (H).....67 ...42.....W
12-13-48 (H).....76 ...39.....W
1-2-50 (A).....57 ...53.....W
3-25-78 (NCAA) 65 ...59.....W
1-25-92 (H).....88 .105 L
2-10-93 (A).....94 .101 L
3-13-93 (SEC) .....92 ...81.....W
2-9-94 (H).....82 ...90 L
3-12-94 (SEC) .....90 ...78.....W
1-29-95 (A).....92 ...94 L
3-12-95 (SEC) ..*95 ...93.....W
2-11-96 (H).....88 ...73.....W
3-9-96 (SEC) .....95 ...75.....W
1-26-97 (A).....83 ...73.....W
1-17-98 (H).....*80 ...77.....W
3-7-98 (SEC) .....99 ...74.....W

ARKANSAS STATE (1-0)
1-18-45 (H).....75 .....6.....W

ARMY (1-0)
12-21-68 (UKIT)...80 ...65.....W

ASHLAND YMCA (2-0)
1-10-14 (H).....28 ...15.....W
1-20-14 (A).....30 ...19.....W

AUBURN (71-16)
1-29-21 (H).....40 ...25.....W
2-8-26 (H).....35 ...26.....W
2-28-42 (SEC) .....40 ...31.....W
2-28-46 (SEC) .....69 ...24.....W
2-23-47 (SEC) .....84 ...18.....W
3-4-49 (SEC) .....70 ...39.....W
1-5-51 (H).....79 ...35.....W
3-2-51 (SEC) .....84 ...54.....W
1-30-52 (A).....88 ...48.....W
2-27-54 (N).....109 ...79.....W
2-26-55 (H).....93 ...59.....W
2-4-56 (N).....82 ...81.....W
2-25-57 (H).....103 ...85.....W
2-24-58 (N).....63 ...64 L
2-21-59 (H).....75 ...56.....W
2-20-60 (A).....60 ...61 L
2-27-61 (H).....77 ...51.....W
2-25-62 (A).....63 ...60.....W
2-23-63 (H).....78 ...59.....W
2-22-64 (N).....99 ...79.....W
1-1-65 (H).....73 ...67.....W
2-20-65 (A).....69 ...88 L
1-29-66 (H).....115 ...78.....W
2-12-66 (A).....77 ...64.....W
1-21-67 (H).....60 ...58.....W
2-27-67 (A).....49 ...62 L
1-20-68 (A).....73 ...74 L
2-26-68 (H).....89 ...57.....W
2-3-69 (H).....105 ...93.....W
3-3-69 (A).....90 ...86.....W
2-2-70 (A).....84 ...83.....W
3-2-70 (H).....102 ...81.....W
2-1-71 (H).....114 ...75.....W
3-1-71 (A).....102 ...83.....W
2-7-72 (A).....78 ...72.....W
3-6-72 (H).....102 ...67.....W
2-5-73 (H).....88 ...57.....W
3-3-73 (A).....91 ...79.....W
1-12-74 (H).....79 ...58.....W
2-11-74 (A).....*97 ...99 L
1-11-75 (A).....85 ...90 L
2-10-75 (H).....119 ...76.....W
1-26-76 (A).....*84 ...91 L
2-23-76 (H).....93 ...82.....W
1-15-77 (A).....75 ...68.....W
2-12-77 (H).....89 ...82.....W
1-9-78 (A).....101 ...77.....W
2-6-78 (H).....104 ...81.....W
1-25-79 (A).....*86 ...83.....W
1-29-79 (H).....66 ...59.....W
1-2-80 (H).....67 ...65.....W
1-30-80 (A).....64 ...62.....W
2-28-80 (SEC) .....69 ...61.....W
1-7-81 (A).....79 ...66.....W
2-4-81 (H).....102 ...74.....W
1-6-82 (H).....83 ...71.....W
2-3-82 (A).....*81 ...83 L
3-4-82 (H-SEC).89 ...66.....W
1-15-83 (H).....67 ...75 L
2-12-83 (A).....71 ...69.....W
1-3-84 (A).....63 ...82 L
2-11-84 (H).....84 ...64.....W
3-10-84 (SEC) .....51 ...49.....W
1-2-85 (H).....68 ...61.....W
2-2-85 (A).....*49 ...47.....W
1-6-86 (A).....56 ...60 L
1-31-86 (H).....81 ...71.....W
1-3-87 (A).....63 ...60.....W
2-4-87 (H).....75 ...71.....W
3-6-87 (SEC) .....72 ...79 L
1-9-88 (H).....52 ...53 L
2-10-88 (A).....69 ...62.....W
1-25-89 (H).....86 ...76.....W
2-20-89 (A).....75 ...77 L
1-24-90 (A).....70 ...74 L
2-24-90 (H).....98 ...95.....W
1-29-91 (A).....89 ...81.....W
3-2-91 (H).....114 ...93.....W
2-8-92 (A).....85 ...67.....W
2-27-93 (H).....80 ...78.....W
1-30-94 (A).....91 ...74.....W
1-4-95 (H).....98 ...64.....W
3-10-95 (SEC) .....93 ...81.....W
2-27-96 (A).....88 ...73.....W
1-18-97 (H).....77 ...53.....W
3-7-97 (SEC) .....92 ...50.....W
2-25-98 (A).....83 ...58.....W

AUSTIN PEAY (3-0)
3-15-73 (NCAA)106 100.....W
11-29-86 (H).....71 ...69.....W
12-27-88 (N).....85 ...77.....W

BAYLOR (6-0)
12-23-46 (H).....75 ...34.....W
3-23-48 (NCAA) 58 ...42.....W
3-29-48 (H).....77 ...59.....W
12-16-61 (H).....94 ...60.....W
12-14-63 (H).....101 ...65.....W
12-8-79 (H).....80 ...46.....W

BEREA (11-0)
1-9-26 (H).....37 ...23.....W
1-4-28 (H).....37 ...16.....W
12-31-29 (H).....29 ...26.....W
12-31-30 (H).....41 ...25.....W
12-22-31 (H).....52 ...27.....W
12-17-35 (H).....58 ...30.....W
12-12-36 (H).....70 ...26.....W
12-15-37 (H).....69 ...35.....W
12-9-39 (H).....74 ...24.....W
12-4-43 (H).....54 ...40.....W
12-4-44 (H).....56 ...32.....W

BETHANY (1-0)
2-4-11 (H).....24 ...11.....W

BOSTON UNIVERSITY (2-0)
12-20-86 (UKIT) ...81 ...69.....W
12-10-94 (H).....90 ...49.....W

BOWLING GREEN (2-1)
2-11-49 (N).....63 ...61.....W
12-17-76 (UKIT)...77 ...59.....W
12-16-88 (UKIT)...54 ...56 L

BRADLEY (3-0)
2-5-49 (N).....62 ...52.....W
12-30-49 (SB) .....71 ...66.....W
11-30-79 (GAS) ....79 ...58.....W

BRIGHAM YOUNG (3-0)
12-28-51 (SB) .....84 ...64.....W
12-17-83 (UKIT)...93 ...59.....W
3-17-84 (NCAA) 93 ...68.....W

BUTLER (4-0)
2-23-11 (H).....21 ...16.....W
2-11-36 (A).....39 ...28.....W
3-16-62 (NCAA) 81 ...60.....W
11-27-82 (H).....90 ...53.....W

CALIFORNIA (2-0)
12-21-79 (UKIT)...78 ...52.....W
11-28-88 (N).....89 ...71.....W

CANISIUS (2-0)
1-9-97 (H).....68 ...45.....W
12-10-97 (A).....81 ...54.....W

CARNEGIE TECH (2-0)
12-18-31 (H).....36 ...34.....W
12-28-43 (N).....61 ...14.....W

CENTENARY (3-1)
2-7-23 (H).....21 ...28 L
12-21-36 (H).....37 ...19.....W
12-22-37 (H).....35 ...25.....W
12-27-40 (H).....70 ...18.....W

CENTRAL (7-9)
1-19-06 (H).....15 ...14.....W
1-26-06 (A).....17 ...15.....W
1-25-07 (H).....22 ....9.....W
2-12-07 (H).....*23 ...25 L
3-9-07 (H).....13 ...15 L
1-25-08 (A).....21 ...32 L
2-13-08 (H).....31 ...20.....W
3-7-08 (A).....10 ...29 L
1-27-09 (H).....24 ...23.....W
2-6-09 (A).....20 ...35 L
2-26-09 (H).....20 ...26 L
1-28-10 (A).....17 ...87 L
3-5-10 (H).....13 ...31 L
3-11-10 (A).....9 ...51 L
1-12-12 (A).....32 ...13.....W
2-1-12 (H).....52 ...10.....W

CENTRAL MICHIGAN (1-0)
3-20-75 (NCAA) 90 ...73.....W

CENTRE (18-10)
2-15-16 (A).....38 ....5.....W
2-29-16 (H).....38 ...14.....W
1-17-17 (H).....31 ...21.....W
2-16-17 (A).....24 ...38 L
1-17-18 (A).....21 ...29 L
2-21-18 (H)....***22 ...20.....W
3-9-18 (Lou) .....12 ...24 L
1-25-19 (A).....30 ...38 L
2-24-19 (H).....10 ...21 L
2-14-20 (A).....15 ...44 L
3-6-20 (H).....*18 ...20 L

*Overtime Games

Scores vs. All Opponents



2-8-21 (A).....27 ...29 L
2-18-21 (H).....20 ...13.....W
2-4-22 (A).....28 ...21.....W
2-20-22 (H).....40 ...23.....W
1-27-23 (H).....14 ...21 L
2-14-23 (A).....10 ...17 L
2-9-24 (A).....27 ...18.....W
2-21-24 (H).....38 ...24.....W
1-17-25 (A).....33 ...26.....W
2-21-25 (H).....39 ...10.....W
1-21-26 (H).....45 ...25.....W
2-4-26 (A).....46 ...19.....W
1-29-27 (H).....27 ...25.....W
2-12-27 (A).....22 ...16.....W
1-9-28 (A).....36 ...23.....W
2-18-28 (H).....30 ...20.....W
2-13-29 (H).....47 ...11.....W

CCNY (0-1)

3-14-50 (NIT).....50 ...89 L

CHAMINADE (1-0)

11-26-85 (A).....89 ...57.....W

COLL. OF CHARLESTON (1-0)

11-30-96 (GAS) ....92 ...65.....W

CHICAGO (2-0)

12-30-32 (A).....58 ...26.....W
1-2-35 (H).....42 ...16.....W

CHRIST CHURCH (CIN. 0-4)

2-3-06 (H).....24 ...38 L
2-15-06 (A).....17 ...54 L
2-11-11 (A).....21 ...32 L
3-1-13 (H).....19 ...30 L

CINCINNATI (26-10)

3-4-04 (H).....25 ...21.....W
1-27-06 (H).....16 ...29 L
1-19-09 (A).....25 ...41 L
2-18-09 (H).....28 ...23.....W
2-7-10 (A).....17 ...47 L
2-8-13 (H).....20 ...18.....W
2-21-14 (H).....20 ...18.....W
1-14-16 (A).....39 ...24.....W
2-19-16 (H).....34 ...10.....W
1-31-19 (A).....18 ...28 L
2-21-19 (H).....34 ...21.....W
1-17-20 (A).....11 ...13 L
1-26-21 (A).....26 ...19.....W
2-5-23 (A).....24 ...33 L
12-13-24 (H).....28 ...23.....W
1-3-25 (A).....20 ...24 L
12-18-26 (H).....10 ...48 L
12-27-26 (A).....22 ...51 L
12-16-33 (H).....31 ...25.....W
12-18-37 (H).....38 ...21.....W
12-17-38 (H).....44 ...27.....W
12-16-39 (H).....30 ...39 L
12-12-42 (H).....61 ...39.....W
12-18-43 (H).....58 ...30.....W
2-12-44 (A).....38 ...34.....W
12-9-44 (H).....66 ...24.....W
2-24-45 (A).....65 ...35.....W
12-15-45 (H).....67 ...31.....W
12-7-46 (A).....80 ...49.....W
12-13-47 (A).....67 ...31.....W
1-24-48 (H).....70 ...43.....W
12-20-83 (A).....24 ...11.....W
12-22-84 (H).....66 ...55.....W
12-3-85 (H).....84 ...54.....W
12-1-87 (H).....101 ...77.....W
11-28-90 (A).....75 ...71.....W

CINCINNATI YMCA (0-2)

1-21-05 (H).....22 ...43 L
2-16-06 (A).....9 ...38 L

CLEMSON (12-4)

2-16-22 (H).....38 ...14.....W
2-15-23 (H).....13 ...30 L
2-13-24 (H).....38 ...13.....W
12-16-27 (H).....33 ...17.....W
1-3-30 (H).....31 ...15.....W
2-1-30 (A).....34 ...20.....W
1-3-31 (H).....33 ...21.....W
2-14-31 (A).....26 ...29 L
1-2-32 (H).....43 ...24.....W
1-14-32 (A).....30 ...17.....W
1-16-33 (H).....67 ...18.....W
2-1-34 (A).....42 ...32.....W
12-21-39 (A).....55 ...31.....W
3-7-79 (NIT)....*67 ...68 L
11-15-96 (N).....*71 ...79 L
11-29-97 (N).....76 ...61.....W

COLORADO STATE (1-0)

12-1-59 (H).....106 ...73.....W

COLUMBIA (1-0)

3-18-48 (NCAA) 76 ...53.....W

CORNELL (0-1)

12-28-66 (H).....77 ...92 L

CREIGHTON (7-4)

1-10-30 (H).....27 ...28 L
1-11-30 (H).....25 ...21.....W
1-6-33 (A).....32 ...26.....W
2-7-33 (A).....22 ...34 L
2-22-35 (H).....63 ...42.....W
2-23-35 (H).....24 ...12.....W
2-22-36 (H).....29 ...31 L
2-21-36 (H).....68 ...38.....W
1-8-37 (H).....59 ...36.....W
12-19-40 (A).....45 ...54 L
1-2-48 (A).....65 ...23.....W

CUMBERLAND (4-1)

3-1-17 (A).....48 ...20.....W
2-28-18 (A).....42 ...21.....W
2-8-19 (A).....22 ...21.....W
2-26-20 (A).....21 ...30 L
1-15-21 (H).....37 ...21.....W

DARTMOUTH (3-1)

3-21-42 (NCAA) 28 ...47 L
12-27-62 (H).....95 ...49.....W
1-2-65 (H).....107 ...77.....W
12-21-73 (H).....102 ...77.....W

DAVIDSON (1-0)

3-14-86 (NCAA) 75 ...55.....W

DAYTON (3-1)

1-11-47 (H).....70 ...29.....W
12-21-55 (UKIT)...74 ...89 L
3-11-66 (NCAA) 86 ...79.....W
12-22-67 (UKIT)...88 ...85.....W

DEPAUL (17-3)

2-20-43 (A).....44 ...53 L
12-12-46 (LV) .....65 ...45.....W
2-8-47 (A).....47 ...53 L
12-10-47 (N).....74 ...50.....W
1-31-48 (A).....68 ...51.....W
12-8-48 (N).....67 ...36.....W
1-22-49 (N).....56 ...45.....W
12-21-49 (LV) .....49 ...47.....W
1-21-50 (A).....86 ...53.....W
1-8-51 (H).....63 ...55.....W
2-19-51 (A).....60 ...57.....W
12-20-51 (H).....98 ...60.....W
2-23-52 (A).....63 ...61.....W
1-11-54 (H).....81 ...63.....W
2-20-54 (A).....76 ...61.....W
1-10-55 (H).....92 ...59.....W
2-19-55 (A).....76 ...72.....W
12-12-55 (H).....71 ...69.....W
2-18-56 (A).....79 ...81 L
12-18-70 (UKIT).106 ...85.....W

DEPAUW (1-3)

1-24-10 (H).....11 ...24 L
2-9-10 (A).....16 ...28 L
12-19-25 (H).....29 ...38 L
2-4-44 (H).....38 ...35.....W

DETROIT MERCY (1-1)

1-10-44 (A).....26 ...34 L
12-7-82 (H).....83 ...46.....W

DUKE (11-6)

3-3-30 (SC).....32 ...37 L
2-28-31 (SC).....35 ...30.....W
2-6-32 (H).....37 ...30.....W
12-21-53 (UKIT)...85 ...69.....W
2-1-56 (H).....81 ...76.....W
12-18-56 (A).....84 ...85 L
12-2-57 (H).....78 ...74.....W
12-8-58 (A).....78 ...64.....W
12-31-63 (SB).....81 ...79.....W
3-18-66 (NCAA) 83 ...79.....W
12-20-69 (UKIT)...98 ...76.....W
3-27-78 (NCAA) 94 ...88.....W
11-17-79 (N).....*76 ...80 L
3-13-80 (NCAA) 54 ...55 L
11-19-88 (N).....55 ...80 L
3-28-92 (NCAA)..103..104* L
3-22-98 (NCAA)....86 ...84.....W

DUQUESNE (1-0)

12-17-82 (UKIT)...55 ...42.....W

EASTERN KENTUCKY (5-0)

12-15-28 (H).....35 ...10.....W
12-27-90 (H).....74 ...60.....W
1-18-92 (H).....85 ...55.....W
12-8-92 (H).....82 ...73.....W
12-8-93 (H).....107 ...78.....W

EAST CAROLINA (1-0)

12-20-85 (UKIT)...86 ...52.....W

EAST TENNESSEE (2-0)

11-29-80 (H).....62 ...57.....W
12-21-84 (H).....69 ...54.....W

FLORIDA (73-21)

1-3-27 (H).....44 ...36.....W
3-2-31 (SC).....56 ...36.....W
2-25-33 (SEC) .....48 ...24.....W
2-24-34 (SEC) .....32 ...38 L
2-26-42 (SEC) .....42 ...36.....W
3-1-45 (SEC) .....57 ...35.....W
3-1-46 (SEC) .....69 ...32.....W
3-4-48 (SEC) .....87 ...31.....W
3-3-49 (SEC) .....73 ...36.....W
12-14-50 (H).....85 ...37.....W
1-12-52 (A).....99 ...52.....W
2-8-54 (H).....97 ...55.....W
2-3-55 (H).....87 ...63.....W
2-6-56 (A).....81 ...70.....W
2-2-57 (H).....61 ...28.....W
1-31-58 (A).....78 ...56.....W
1-31-58 (H).....94 ...51.....W
1-29-60 (A).....75 ...62.....W
2-4-61 (H).....89 ...68.....W
1-2-62 (A).....81 ...69.....W
2-2-63 (H).....94 ...71.....W
2-1-64 (A).....77 ...72.....W
1-23-65 (A).....68 ...84 L
1-30-65 (H).....78 ...61.....W
1-8-66 (A).....78 ...64.....W
2-7-66 (H).....85 ...75.....W
12-17-66 (H).....75 ...78 L
1-14-67 (A).....72 ...89 L
12-4-67 (H).....99 ...76.....W
1-13-68 (A).....78 ...96 L
1-11-69 (H).....88 ...67.....W
2-15-69 (A).....81 ...82 L
1-10-70 (A).....88 ...69.....W
2-14-70 (H).....110 ...65.....W
1-9-71 (H).....101 ...75.....W
2-13-71 (A).....65 ...74 L
2-15-72 (A).....70 ...72 L
2-19-72 (H).....95 ...68.....W
1-13-73 (H).....95 ...65.....W
2-17-73 (A).....94 ...83.....W
1-25-74 (A).....91 ...82.....W
2-25-74 (H).....65 ...75 L
1-25-75 (H).....87 ...65.....W
2-24-75 (A).....58 ...66 L
1-24-76 (A).....89 ...82.....W
2-22-76 (A).....96 ...89.....W
1-17-77 (A).....73 ...71.....W
2-14-77 (H).....104 ...78.....W
1-7-78 (A).....86 ...67.....W
2-4-78 (H).....88 ...61.....W
1-3-79 (A).....65 ...76 L
1-27-79 (H).....87 ...81.....W
1-17-80 (A).....76 ...63.....W
2-13-80 (H).....95 ...70.....W
1-21-81 (H).....102 ...48.....W
2-18-81 (H).....69 ...56.....W
1-20-82 (A).....91 ...76.....W
2-17-82 (H).....84 ...78.....W
1-17-83 (H).....70 ...63.....W
2-14-83 (A).....73 ...61.....W
1-17-84 (A).....57 ...69 L
2-13-84 (H).....67 ...65.....W
1-19-85 (H).....55 ...67 L
2-20-85 (A).....76 ...68.....W
3-7-85 (SEC) .....55 ...58 L
1-18-86 (A).....72 ...55.....W
2-19-86 (H).....80 ...69.....W
1-14-87 (H).....67 ...62.....W
2-14-87 (A).....56 ...74 L
1-20-88 (H).....56 ...58 L
2-20-88 (A).....76 ...83 L
1-12-89 (A).....69 ...56.....W
2-11-89 (H).....53 ...59 L
1-10-90 (H).....89 ...81.....W
2-12-90 (A).....78 ...74.....W
1-23-91 (H).....81 ...65.....W
2-23-91 (A).....90 ...74.....W
1-11-92 (H).....81 ...60.....W
3-4-92 (A).....62 ...79 L
1-30-93 (H).....71 ...48.....W
3-7-93 (A).....85 ...77.....W
1-18-94 (A).....57 ...59 L
3-2-94 (H).....80 ...77.....W
3-13-94 (SEC) .....73 ...60.....W
1-10-95 (A).....83 ...67.....W
2-18-95 (H).....87 ...77.....W
3-11-95 (SEC) .....86 ...72.....W
2-3-96 (H).....77 ...63.....W
2-24-96 (A).....94 ...63.....W
3-8-96 (SEC) ...100 ...76.....W
1-29-97 (A).....92 ...65.....W
2-15-97 (H).....85 ...56.....W
2-1-98 (H).....78 ...86 L
2-18-98 (A).....79 ...54.....W

FLORIDA STATE (6-2)

12-1-58 (H).....91 ...68.....W
12-3-60 (H).....58 ...63 L
12-12-62 (H).....83 ...54.....W
3-18-72 (NCAA) 54 ...73 L
3-7-77 (LOU) ....97 ...57.....W
3-11-78 (NCAA) 85 ...76.....W
3-8-80 (NCAA) 97 ...78.....W
3-27-93 (NCAA)106 ..81.....W

FT. BENNING (1-0)

1-7-46 (H).....81 ...25.....W

FT. KNOX (7-0)

1-4-43 (H).....64 ...30.....W
12-1-43 (H).....51 ...18.....W
1-31-44 (H).....76 ...48.....W
12-2-44 (H).....56 ...23.....W
12-1-45 (H).....59 ...34.....W
12-2-46 (H).....68 ...31.....W
12-1-47 (H).....80 ...41.....W

FURMAN (1-0)

12-19-89 (H).....104 ...73.....W

GEORGE WASHINGTON (1-0)

11-24-97 (N).....70 ...55.....W

GEORGIA (93-17)

3-1-21 (SIAA)...20 ...19.....W
2-3-23 (H).....19 ...23 L
2-7-25 (A).....24 ...28 L
2-28-25 (SC).....31 ...32 L
2-15-26 (A).....22 ...18.....W
2-27-26 (SC).....39 ...34.....W
2-15-28 (SC).....33 ...16.....W
3-2-29 (SC).....24 ...26 L
2-1-30 (H).....*22 ...21.....W
2-14-30 (H).....36 ...23.....W
2-13-31 (A).....16 ...25 L
3-2-40 (SEC) .....51 ...43.....W
1-19-42 (A).....51 ...26.....W
1-31-42 (H).....55 ...38.....W
1-18-43 (A).....60 ...28.....W
2-26-43 (SEC) .....58 ...30.....W
3-2-44 (SEC) .....57 ...29.....W
1-29-45 (N).....73 ...37.....W
1-21-47 (A).....84 ...45.....W
2-10-47 (H).....81 ...40.....W
1-20-48 (A).....88 ...51.....W
2-21-49 (H).....95 ...40.....W
1-17-50 (A).....60 ...71 L
1-28-50 (H).....88 ...56.....W
3-4-50 (SEC) .....79 ...63.....W
2-23-51 (H).....88 ...41.....W
1-16-52 (LV) .....95 ...55.....W
2-4-54 (H).....106 ...55.....W
2-5-54 (LV) .....100 ...68.....W
2-9-55 (H).....86 ...40.....W
2-27-56 (LV) .....143 ...56.....W
1-30-57 (H).....84 ...53.....W
1-29-58 (N).....74 ...55.....W
1-29-59 (H).....108 ...55.....W
1-27-60 (N).....84 ...60.....W
2-7-61 (H).....86 ...59.....W
1-31-63 (H).....74 ...67.....W
2-3-64 (A).....103 ...83.....W
1-25-65 (A).....102 ...82.....W
2-1-65 (H).....96 ...64.....W
1-10-66 (A).....**69 ...65.....W
2-5-66 (H).....74 ...50.....W
1-16-67 (A).....40 ...49 L
2-20-67 (H).....101 ...76.....W
1-15-68 (H).....104 ...73.....W
2-19-68 (A).....106 ...87.....W
1-13-69 (H).....88 ...67.....W
2-17-69 (A).....85 ...77.....W
1-12-70 (A).....72 ...71.....W
2-16-70 (H).....116 ...86.....W
1-11-71 (H).....79 ...66.....W

*Overtime Games

Scores vs. All Opponents

2-15-71	(A)	107	95	W
1-17-72	(A)	73	85	L
2-21-72	(H)	87	63	W
1-15-73	(H)	89	68	W
2-19-73	(H)	99	86	W
1-7-74	(H)	*80	74	W
2-9-74	(A)	86	72	W
1-6-75	(A)	96	77	W
2-8-75	(H)	75	61	W
1-12-76	(H)	92	76	W
2-9-76	(A)	81	86	L
1-3-77	(H)	*64	59	W
3-7-77	(A)	72	54	W
1-30-78	(H)	90	73	W
2-27-78	(A)	78	67	W
1-22-79	(H)	73	64	W
2-19-79	(A)	90	74	W
12-17-80	(N)	95	69	W
1-26-80	(H)	56	49	W
1-3-81	(H)	76	62	W
1-31-81	(A)	**71	68	W
1-2-82	(A)	68	66	W
1-30-82	(H)	82	73	W
1-29-83	(A)	63	70	L
2-26-83	(H)	81	72	W
1-28-84	(H)	64	40	W
2-25-84	(A)	66	64	W
3-8-84	(SEC)	92	79	W
1-23-85	(A)	73	81	L
2-24-85	(H)	77	79	L
1-23-86	(H)	74	69	W
2-22-86	(A)	80	75	W
12-30-86	(LV)	65	69	L
2-25-87	(A)	71	79	L
1-2-88	(A)	84	77	W
3-2-88	(H)	80	72	W
3-13-88	(SEC)	62	57	W
1-4-89	(H)	76	65	W
2-5-89	(A)	72	84	L
1-3-90	(A)	91	106	L
2-3-90	(H)	88	77	W
1-2-91	(A)	81	80	W
2-3-91	(H)	96	84	W
1-7-92	(H)	78	66	W
2-23-92	(A)	84	73	W
1-5-93	(A)	74	59	W
2-20-93	(H)	86	70	W
1-8-94	(A)	*90	94	L
2-27-94	(H)	80	59	W
1-14-95	(H)	83	71	W
3-1-95	(A)	97	74	W
1-24-96	(A)	82	77	W
2-14-96	(H)	86	73	W
1-14-97	(A)	86	65	W
2-1-97	(H)	82	57	W
3-9-97	(SEC)	95	65	W
1-6-98	(A)	90	79	W
1-22-98	(H)	85	74	W

GEORGIA TECH (54-14)

2-23-24	(H)	33	27	W
2-6-25	(A)	18	16	W
1-16-26	(H)	25	24	W
1-22-27	(A)	16	48	L
2-11-28	(H)	31	35	L
1-16-29	(A)	33	19	W
2-8-30	(H)	39	19	W
2-9-31	(H)	38	34	W
2-16-31	(A)	35	16	W
2-11-33	(H)	45	22	W
2-10-34	(H)	49	25	W
2-9-35	(H)	57	30	W
2-27-37	(SEC)	40	30	W
2-19-40	(A)	39	44	L
1-20-41	(A)	47	37	W
2-17-41	(H)	60	41	W
1-20-42	(A)	63	53	W
2-16-42	(H)	57	51	W
1-19-43	(A)	38	36	L
2-15-43	(H)	58	31	W
1-22-45	(A)	64	58	W
2-3-45	(H)	51	32	W
1-21-46	(A)	68	43	W
1-28-46	(H)	54	26	W
1-20-47	(A)	70	47	W
2-22-47	(H)	83	46	W
3-1-47	(SEC)	75	53	W
1-19-48	(A)	71	56	W
2-21-48	(H)	78	54	W
3-6-48	(LV)	54	43	W
1-17-49	(H)	56	45	W
2-19-49	(H)	78	32	W
1-16-50	(A)	61	47	W
2-18-50	(H)	97	62	W
1-22-51	(A)	82	61	W
2-9-51	(H)	75	42	W
3-3-51	(SEC)	82	56	W
1-21-52	(A)	96	51	W
2-9-52	(H)	93	42	W
2-28-52	(SEC)	80	59	W
1-9-54	(H)	105	53	W
2-2-54	(LV)	99	48	W
1-8-55	(H)	58	59	L
1-31-55	(A)	59	65	L
1-7-56	(H)	104	51	W
1-30-56	(A)	84	62	W
1-5-57	(H)	95	75	W
1-28-57	(A)	76	65	W
1-4-58	(A)	76	60	W
1-27-58	(A)	52	71	L
1-3-59	(H)	72	62	W
1-26-59	(H)	94	70	W
1-2-60	(H)	54	62	L
1-25-60	(A)	44	65	L
1-7-61	(H)	89	79	W
1-30-61	(A)	60	62	L
1-6-62	(H)	89	70	W
1-29-62	(A)	71	62	W
1-5-63	(H)	**85	86	L
1-28-63	(A)	62	66	L
1-4-64	(A)	67	76	L
1-25-64	(H)	79	62	W
12-19-75	(UKIT)	66	64	W
12-21-91	(A)	80	81	L
12-5-92	(H)	96	87	W
12-9-95	(H)	83	60	W
12-21-96	(N)	88	59	W
12-13-97	(H)	85	71	W

GEORGETOWN (KY) (35-15)

2-6-03	(H)	6	15	L
2-4-04	(A)	11	26	L
2-13-04	(H)	10	22	L
1-13-05	(H)	9	14	L
1-20-06	(A)	9	34	L
2-9-06	(H)	22	28	L
1-19-07	(H)	16	15	W
2-21-07	(A)	8	19	L
2-10-08	(A)	22	30	L
3-3-08	(H)	18	13	W
2-8-09	(H)	43	32	W
2-15-09	(A)	48	19	W
1-22-10	(H)	31	11	W
2-4-10	(A)	16	34	L
3-8-10	(H)	24	23	W
2-17-11	(A)	47	22	W
1-5-12	(H)	38	12	W
3-1-12	(A)	19	18	W
1-18-16	(A)	29	22	W
1-31-16	(H)	30	22	W
1-27-17	(A)	19	22	L
2-21-17	(H)	32	18	W
1-24-18	(H)	22	18	W
2-14-18	(A)	25	16	W
1-18-19	(H)	30	32	L
2-15-19	(A)	18	22	L
1-31-20	(H)	25	14	W
2-17-20	(A)	28	16	W
1-18-21	(H)	38	23	W
2-15-21	(A)	56	11	W
1-14-22	(H)	17	26	L
2-16-22	(A)	26	17	W
2-24-22	(SIA)	41	21	W
1-13-23	(A)	24	13	W
2-19-23	(H)	21	48	L
1-12-24	(A)	32	24	W
2-11-24	(H)	39	35	W
1-10-25	(H)	25	17	W
2-14-25	(A)	36	21	W
1-12-26	(A)	36	21	W
1-30-26	(H)	25	20	W
2-1-27	(A)	19	26	L
12-14-29	(H)	46	9	W
12-18-30	(H)	67	19	W
12-15-31	(H)	66	24	W
12-12-32	(H)	62	21	W
12-9-33	(H)	41	12	W
12-6-35	(H)	42	17	W
12-9-36	(H)	46	21	W
12-2-38	(H)	39	19	W

GEORGETOWN U. (0-2)

2-11-22	(A)	23	28	L
3-31-84	(NCAA)	40	53	L

GREAT LAKES NAVY (0-2)

3-14-42	(Lou)	47	58	L
3-6-43	(Lou)	39	53	L

HARDIN-SIMMONS (1-0)

12-1-65	(H)	83	55	W

HAWAII (2-0)

11-27-85	(A)	98	65	W
11-28-87	(H)	86	59	W

HOLY CROSS (2-0)

3-20-48	(NCAA)	60	52	W
12-16-48	(A)	51	48	W

HOUSTON (2-0)

12-29-56	(SB)	111	76	W
1-22-84	(H)	74	67	W

IDAHO (2-0)

12-9-46	(H)	65	35	W
12-17-55	(H)	91	35	W

ILLINOIS (11-4)

1-5-25	(A)	26	36	L
3-20-42	(NCAA)	46	44	W
12-20-43	(A)	41	43	L
2-7-44	(H)	51	40	W
3-22-49	(NCAA)	76	47	W
3-24-51	(NCAA)	76	74	W
12-22-56	(UKIT)	91	70	W
12-30-58	(Lou)	76	75	W
12-21-60	(UKIT)	83	78	W
12-19-64	(UKIT)	86	91	L
12-8-65	(A)	86	68	W
12-5-66	(H)	*97	98	L
12-11-82	(H)	76	57	W
12-24-84	(A)	56	54	W
3-24-84	(NCAA)	54	51	W

INDIANA (21-20)

12-18-24	(H)	18	20	L
1-5-26	(A)	23	34	L
12-21-26	(H)	19	38	L
2-4-28	(A)	29	48	L
12-30-40	(SB)	45	48	L
12-23-42	(LV)	52	58	L
12-11-43	(LV)	66	41	W
12-16-44	(LV)	61	43	W
12-18-65	(UKIT)	91	56	W
12-13-69	(H)	109	92	W
12-12-70	(A)	*95	93	W
12-11-71	(LV)	**89	90	L
12-9-72	(A)	58	64	L
3-17-73	(NCAA)	65	72	L
12-8-73	(LV)	68	77	L
12-7-74	(A)	74	98	L
3-22-75	(NCAA)	92	90	W
12-15-75	(LV)	*68	77	L
12-6-76	(A)	66	51	W
12-5-77	(H)	78	64	W
12-16-78	(A)	*67	68	L
12-15-79	(H)	69	58	W
12-6-80	(A)	68	66	W
12-8-81	(H)	85	69	W
12-22-82	(A)	59	62	L
3-24-83	(NCAA)	64	59	W
12-3-83	(H)	59	54	W
12-8-84	(A)	68	81	L
12-7-85	(H)	63	58	W
12-6-86	(A)	66	71	L
12-5-87	(N)	*82	76	W
12-20-88	(H)	52	75	L
12-2-89	(N)	69	71	L
12-18-90	(A)	84	87	L
12-7-91	(N)	76	74	W
1-3-93	(LV)	81	79	W
12-4-93	(N)	84	96	L
12-7-94	(LV)	73	70	W
12-2-95	(N)	89	82	W
12-7-96	(LV)	99	65	W
12-6-97	(N)	75	72	W

INDIANA CENTRAL (4-0)

11-28-46	(H)	78	36	W
11-29-47	(H)	80	41	W
11-29-48	(H)	74	38	W
12-3-49	(H)	94	61	W

IONA (5-0)

12-23-77	(H)	104	65	W
12-2-79	(GAS)	57	50	W
12-19-86	(UKIT)	75	59	W
11-25-88	(N)	56	54	W
12-29-95	(N)	106	79	W

IOWA (4-2)

3-17-56	(NCAA)	77	89	L
12-21-62	(UKIT)	94	69	W
12-4-64	(H)	85	77	W
12-4-72	(H)	66	79	L
12-14-73	(A)	88	80	W
3-15-97	(NCAA)	75	69	W

IOWA STATE (2-0)

12-9-64	(H)	100	74	W
3-22-92	(NCAA)	106	98	W

JACKSONVILLE (1-1)

3-14-70	(NCAA)	100	106	L
12-18-81	(UKIT)	107	91	W

KANSAS (17-3)

12-16-50	(H)	68	39	W
12-14-59	(A)	*77	72	W
12-6-69	(H)	115	85	W
12-4-71	(A)	79	69	W
12-23-72	(H)	77	71	W
12-3-73	(A)	63	71	L
12-23-74	(LV)	100	63	W
12-13-75	(A)	54	48	W
12-11-76	(H)	90	63	W
12-10-77	(A)	73	66	W
12-9-78	(H)	*67	66	W
12-12-79	(A)	57	56	W
12-13-80	(H)	87	73	W
12-12-81	(A)	*77	74	W
12-29-82	(LV)	82	62	W
12-10-84	(A)	72	50	W
12-31-85	(LV)	92	89	W
12-14-86	(A)	66	83	L
12-9-89	(A)	95	150	L
12-8-90	(H)	88	71	W

KANSAS STATE (7-0)

1-4-40	(H)	53	26	W
12-20-40	(H)	28	25	W
3-27-51	(NCAA)	68	58	W
12-23-61	(UKIT)	80	67	W
12-23-66	(UKIT)	83	79	W
12-6-71	(A)	71	64	W
3-16-76	(NIT)	81	78	W

KENTUCKY WESLEYAN (8-2-1)

1-8-10	(A)	14	12	W
1-27-11	(A)	19	25	L
1-9-18	(H)	23	13	W
2-9-18	(A)	21	21	T
1-13-19	(H)	46	5	W
2-22-19	(A)	18	13	W
2-21-20	(H)	43	13	W
1-12-21	(H)	38	13	W
1-10-27	(A)	24	31	L
2-18-30	(H)	32	20	W
12-10-38	(H)	57	18	W

LAMAR (1-0)

12-13-86	(H)	71	56	W

LASALLE (3-0)

12-22-53	(UKIT)	73	60	W
12-22-54	(UKIT)	63	54	W
12-2-78	(H)	109	77	W

LEXINGTON HIGH (1-1)

1-9-09	(H)	28	9	W
1-13-11	(H)	29	36	L

LEXINGTON YMCA (2-5)

2-19-03	(H)	11	10	W
1-16-07	(H)	17	25	L
3-1-07	(A)	22	41	L
1-10-08	(A)	19	29	L
2-15-08	(H)	19	23	L
1-27-12	(H)	32	20	W
1-24-13	(H)	25	27	L

LONG ISLAND U. (2-1)

1-4-39	(MSG)	34	52	L
1-1-45	(MSG)	*62	52	W
3-17-47	(MSG)	63	62	W

LSU (69-20)

2-27-33	(SEC)	51	38	W
2-26-37	(SEC)	57	37	W
3-3-39	(SEC)	53	34	W
3-3-44	(SEC)	55	28	W
3-2-45	(SEC)	68	37	W
3-2-46	(SEC)	59	36	W
3-5-48	(SEC)	63	47	W
1-31-51	(A)	81	59	W
1-5-52	(H)	57	47	W
3-1-52	(SEC)	44	43	W
3-9-54	(N)	63	56	W
12-4-54	(H)	74	58	W
1-17-55	(A)	64	62	W

*Overtime Games

Scores vs. All Opponents



12-3-55 (A).....62 ...52.....W
1-14-56 (H).....107 ...65.....W
1-12-57 (A).....51 ...46.....W
1-11-58 (H).....97 ...52.....W
1-10-59 (A).....76 ...61.....W
1-9-60 (H).....77 ...45.....W
1-13-61 (A).....59 ...73 L
1-12-62 (H).....84 ...63.....W
1-11-63 (A).....63 ...56.....W
1-10-64 (H).....103 ...84.....W
1-9-65 (A).....79 ...66.....W
1-24-66 (H).....111 ...85.....W
1-28-67 (H).....102 ...72.....W
2-4-67 (A).....105 ...84.....W
1-27-68 (A).....121 ...95.....W
2-3-68 (H).....109 ...96.....W
1-25-69 (A).....108 ...96.....W
2-22-69 (H).....103 ...89.....W
1-24-70 (H).....109 ...96.....W
2-21-70 (A).....121 .105.....W
1-23-71 (A).....82 ...79.....W
2-20-71 (H).....110 ...73.....W
1-29-72 (H).....89 ...71.....W
2-26-72 (A).....71 ...88 L
1-27-73 (A).....86 ...71.....W
2-24-73 (H).....94 ...76.....W
1-5-74 (A).....84 ...95 L
2-4-74 (H).....73 ...70.....W
1-4-75 (H).....115 ...80.....W
2-3-75 (A).....77 ...76.....W
2-2-76 (H).....85 ...71.....W
3-1-76 (A).....85 ...70.....W
1-22-77 (H).....87 ...72.....W
2-19-77 (A).....90 ...76.....W
1-14-78 (H).....96 ...76.....W
2-11-78 (A).....*94 ...95 L
1-6-79 (H).....89 ...93 L
2-3-79 (A).....61 ...70 L
3-2-79 (SEC) .....80 ...67.....W
1-28-80 (H).....60 ...65 L
2-24-80 (A).....*76 ...74.....W
3-1-80 (SEC) .....78 ...80 L
1-19-81 (A).....67 ...81 L
3-1-81 (H).....73 ...71.....W
1-25-82 (H).....76 ...65.....W
2-27-82 (A).....78 ...94 L
1-5-83 (H).....52 ...50.....W
3-5-83 (A).....60 ...74 L
1-7-84 (A).....96 ...80.....W
3-3-84 (H).....90 ...68.....W
1-31-85 (H).....53 ...43.....W
3-2-85 (A).....61 ...67 L
1-29-86 (A).....54 ...52.....W
3-1-86 (H).....68 ...57.....W
3-7-86 (H-SEC) .61 ...58.....W
3-22-86 (NCAA) 57 ...59 L
1-18-87 (H).....41 ...76 L
2-21-87 (A).....52 ...65 L
1-23-88 (A).....76 ...61.....W
2-24-88 (H).....95 ...69.....W
3-12-88 (SEC) .....86 ...80.....W
1-14-89 (H).....62 ...64 L
2-15-89 (A).....80 ...99 L
1-13-90 (A).....81 ...94 L
2-15-90 (H).....100 ...95.....W
1-5-91 (H).....93 ...80.....W
2-5-91 (A).....88 .107 L
2-2-92 (A).....53 ...74 L
3-14-92 (SEC) .....80 ...74.....W
1-26-93 (H).....105 ...67.....W
3-14-93 (SEC) .....82 ...65.....W

2-15-94 (A).....99 ...95.....W
3-4-95 (H).....127 ...80.....W
1-16-96 (A).....129 ...97.....W
2-12-97 (H).....84 ...48.....W
2-4-98 (A).....63 ...61.....W

LOUISVILLE COLISEUM (1-1)

2-8-08 (H).....29 ...28.....W
2-22-08 (A).....18 ...30 L

LOUISVILLE (20-9)

2-15-13 (H).....34 ...10.....W
2-7-14 (H).....22 ...17.....W
3-3-14 (A).....26 ...13.....W
1-23-15 (H).....18 ...14.....W
2-27-15 (A).....15 ...26 L
2-12-16 (H).....22 ...28 L
2-22-16 (A).....32 ...24.....W
1-17-22 (A).....38 ...14.....W
1-21-22 (H).....29 ...22.....W
3-27-48 (NCAA) 91 ...57.....W
3-20-51 (NCAA) 79 ...68.....W
3-13-59 (NCAA) 61 ...76 L
3-26-83 (NCAA)*68 ..80 L
11-26-83 (H).....65 ...44.....W
3-22-84 (NCAA) 72 ...67.....W
12-15-84 (A).....64 ...71 L
12-28-85 (H).....69 ...64.....W
12-27-86 (A).....85 ...51.....W
12-12-87 (H).....76 ...75.....W
12-31-88 (A).....75 ...97 L
12-30-89 (H).....79 ...86 L
12-29-90 (A).....93 ...85.....W
12-28-91 (H).....103 ...89.....W
12-12-92 (A).....88 ...68.....W
11-27-93 (H).....78 ...70.....W
1-1-95 (A).....86 ...88 L
12-23-95 (H).....89 ...66.....W
12-31-96 (A).....74 ...54.....W
12-27-97 (H).....76 ...79 L

LOUISVILLE YMCA (1-0)

1-17-14 (H).....30 ...21.....W

LOUISVILLE YMHA (1-0)

1-31-14 (H).....59 ...12.....W

LOYOLA (CHICAGO) (4-3)

3-14-49 (NIT).....56 ...67 L
3-13-51 (H).....97 ...61.....W
1-7-57 (H).....81 ...62.....W
2-15-57 (A).....115 ...65.....W
12-30-57 (H).....75 ...42.....W
2-15-58 (A).....56 ...57 L
3-14-64 (NCAA) 91 .100 L

LOYOLA (N.O.) (1-0)

12-30-63 (SB).....86 ...64.....W

MAINE (1-0)

12-30-80 (H).....100 ...54.....W

MARIETTA (2-2)

2-13-13 (H).....42 ...16.....W
2-28-14 (H).....19 ...17.....W
3-3-16 (H).....22 ...27 L
3-4-16 (H).....23 ...27 L

MARQUETTE (7-5)

2-14-38 (H).....35 ...33.....W
2-4-39 (H).....37 ...31.....W
2-3-40 (A).....51 ...45.....W
3-11-55 (NCAA) 71 ...79 L
3-14-59 (NCAA) 98 ...69.....W
3-11-61 (CHI) .....72 ...88 L
3-15-68 (NCAA)107 ..89.....W
3-13-69 (NCAA) 74 ...81 L
3-20-71 (NCAA) 74 ...91 L
3-16-72 (NCAA) 85 ...69.....W

3-15-75 (NCAA) 76 ...54.....W
3-20-94 (NCAA) 63 ...75 L

MARSHALL (9-0)

1-21-14 (A).....46 .....6.....W
1-27-22 (H).....34 ...12.....W
12-27-30 (H).....42 ...26.....W
12-30-31 (H).....46 ...16.....W
12-17-32 (N).....57 ...23.....W
12-14-33 (H).....48 ...26.....W
12-17-88 (UKIT)...91 ...78.....W
12-27-94 (H).....116 ...75.....W
12-19-95 (LOU) ..118 ...99.....W

MARYLAND (5-3)

1-19-28 (A).....7 ...37 L
2-28-30 (SCT).....26 ...21.....W
3-3-31 (SCT).....27 ...29 L
12-15-55 (A).....62 ...61.....W
12-15-56 (H).....76 ...55.....W
12-9-57 (A).....62 ...71 L
12-15-57 (H).....*58 ...56.....W
11-24-95 (N).....96 ...84.....W

MARYVILLE (5-0)

1-16-15 (H).....37 ...17.....W
2-4-15 (A).....23 ...22.....W
2-26-16 (H).....36 ...25.....W
1-22-20 (H).....27 ...13.....W
12-13-40 (H).....53 ...14.....W

MASSACHUSETTS (4-1)

12-4-91 (H).....90 ...69.....W
3-26-92 (NCAA) 87 ...77.....W
2-6-94 (N).....67 ...64.....W
11-28-95 (N).....82 ...92 L
3-30-96 (NCAA) 81 ...74.....W

MERCER (1-1)

1-26-21 (SIAA)...49 ...25.....W
2-25-22 (SIAA)...22 ...35 L

MEXICO U. (3-0)

2-16-33 (H).....81 ...22.....W
2-8-37 (H).....58 ...30.....W
1-24-42 (H).....56 ...26.....W

MEXICO YMCA (1-0)

1-8-24 (H).....25 ...14.....W

MIAMI-(FL) (1-0)

12-3-56 (H).....114 ...75.....W

MIAMI (OH) (19-4)

1-12-06 (H).....10 ...15 L
2-17-06 (A).....19 ...29 L
1-19-12 (H).....31 ...14.....W
2-27-13 (H).....24 ...16.....W
3-8-19 (H).....14 ...38 L
12-20-27 (H).....31 ...36 L
12-21-28 (H).....*43 ...42.....W
12-20-29 (H).....35 ...20.....W
12-6-41 (H).....35 ...21.....W
12-16-46 (H).....62 ...49.....W
1-5-48 (A).....67 ...53.....W
3-14-58 (NCAA) 94 ...70.....W
1-2-61 (H).....70 ...58.....W
12-2-61 (H).....93 ...61.....W
12-2-68 (A).....86 ...77.....W
3-15-69 (NCAA) 72 ...71.....W
12-29-69 (H).....80 ...58.....W
12-1-73 (H).....81 ...68.....W
12-2-74 (A).....80 ...73.....W
3-10-75 (H).....91 ...69.....W
3-16-78 (NCAA) 91 ...69.....W
12-18-87 (H).....85 ...71.....W
12-22-92 (H).....65 ...49.....W

MICHIGAN (4-2)

12-20-24 (H).....11 ...21 L
3-12-66 (NCAA) 84 ...77.....W
12-2-67 (A).....96 ...79.....W
12-20-68 (UKIT) .112 .104.....W
12-5-70 (A).....104 ...93.....W
4-3-93 (NCAA)*78 ..81 L

MICHIGAN STATE (10-6)

12-13-35 (A).....26 ...32 L
1-21-36 (H).....27 ...19.....W
1-2-37 (H).....28 ...21.....W
1-14-37 (A).....23 ...24 L
1-8-38 (A).....38 ...43 L
2-7-38 (H).....44 ...27.....W
1-13-45 (H).....66 ...36.....W
2-5-45 (A).....50 ...66 L
1-12-46 (H).....55 ...44.....W
2-2-46 (H).....59 ...51.....W
1-10-48 (A).....47 ...45.....W
3-16-57 (NCAA) 68 ...80 L
12-13-71 (H).....85 ...91 L
1-27-47 (H).....86 ...63.....W
12-2-72 (A).....75 ...66.....W
3-18-78 (NCAA) 52 ...49.....W

MIDDLE TENNESSEE (0-1)

3-4-82 (NCAA) 44 ...50 L

MINNESOTA (4-1)

12-13-51 (A).....57 ...61 L
12-28-53 (H).....74 ...59.....W
12-20-55 (UKIT)...72 ...65.....W
12-21-57 (UKIT)...78 ...58.....W
3-29-97 (NCAA) 78 ...69.....W

MISSISSIPPI (83-10)

1-9-25 (H).....26 ...23.....W
2-11-27 (H).....17 ...37 L
2-27-28 (SC).....28 ...41 L
2-22-29 (H).....35 ...30.....W
2-23-29 (H).....32 ...24.....W
2-24-33 (SEC) .....49 ...31.....W
3-2-39 (SEC) .....49 ...30.....W
2-10-41 (H).....60 ...41.....W
2-27-41 (SEC) .....62 ...52.....W
2-27-42 (SEC) .....59 ...32.....W
2-3-49 (N).....75 ...45.....W
2-16-49 (H).....85 ...31.....W
2-4-50 (N).....61 ...55.....W
2-15-50 (H).....90 ...50.....W
2-3-51 (N).....86 ...39.....W
1-2-52 (N).....116 ...58.....W
2-6-52 (H).....81 ...61.....W
2-13-54 (H).....88 ...62.....W
2-5-55 (N).....84 ...66.....W
2-11-56 (H).....88 ...49.....W
2-8-57 (N).....75 ...69.....W
2-8-58 (H).....96 ...65.....W
2-7-59 (N).....97 ...72.....W
2-6-60 (H).....61 ...43.....W
2-11-61 (N).....74 ...60.....W
2-10-62 (H).....83 ...60.....W
2-9-63 (N).....75 ...69.....W
2-8-64 (H).....102 ...59.....W
2-6-65 (H).....102 ...65.....W
2-21-66 (A).....108 ...65.....W
1-30-67 (H).....96 ...53.....W
2-6-67 (A).....79 ...70.....W
1-9-68 (A).....85 ...76.....W
2-5-68 (H).....78 ...62.....W
1-4-69 (A).....69 ...59.....W
2-8-69 (H).....104 ...68.....W
1-3-70 (H).....95 ...73.....W
2-7-70 (A).....120 ...85.....W

1-2-71 (A).....103 ...95.....W
2-6-71 (A).....121 ...86.....W
1-8-72 (H).....93 ...82.....W
2-12-72 (A).....90 ...82.....W
1-6-73 (A).....58 ...61 L
2-10-73 (H).....88 ...70.....W
1-19-74 (H).....93 ...64.....W
2-18-74 (A).....60 ...61 L
1-18-75 (A).....85 ...82.....W
2-17-75 (H).....108 ...89.....W
1-31-76 (H).....89 ...81.....W
2-28-76 (A).....94 ...87.....W
1-24-77 (H).....100 ...73.....W
2-21-77 (A).....81 ...69.....W
1-16-78 (H).....76 ...56.....W
2-13-78 (A).....64 ...52.....W
1-8-79 (H).....90 ...64.....W
2-5-79 (A).....87 ...82.....W
2-28-79 (SEC) .....82 ...77.....W
1-9-80 (A).....79 ...73.....W
2-6-80 (H).....86 ...72.....W
2-29-80 (SEC) .....70 ...67.....W
1-14-81 (H).....64 ...55.....W
2-11-81 (A).....62 ...55.....W
1-13-82 (A).....65 ...67 L
2-10-82 (H).....56 ...49.....W
3-5-82 (H-SEC) .62 ...58.....W
1-3-83 (H).....72 ...60.....W
3-3-83 (A).....61 ...58.....W
1-2-84 (A).....68 ...55.....W
3-1-84 (H).....76 ...57.....W
1-9-85 (A).....57 ...45.....W
2-9-85 (H).....67 ...52.....W
1-8-86 (H).....75 ...58.....W
2-8-86 (A).....62 ...58.....W
3-6-86 (H-SEC) .95 ...69.....W
1-28-87 (A).....65 ...76 L
2-28-87 (H).....64 ...63.....W
2-3-88 (H).....94 ...65.....W
3-5-88 (A).....78 ...71.....W
3-11-88 (SEC) .....82 ...64.....W
1-28-89 (A).....65 ...70 L
3-1-89 (H).....70 ...69.....W
1-27-90 (H).....98 ...79.....W
2-28-90 (A).....74 ...88 L
1-16-91 (A).....95 ...85.....W
2-16-91 (H).....89 ...77.....W
1-29-92 (H).....96 ...78.....W
3-3-93 (A).....98 ...66.....W
1-12-94 (LV).....98 ...64.....W
1-18-95 (N).....82 ...65.....W
1-6-96 (H).....90 ...60.....W
1-11-97 (A).....69 ...73 L
3-8-97 (SEC) .....88 ...70.....W
2-14-98 (H).....64 ...73 L

MISSISSIPPI STATE (75-16)

2-28-21 (SIAA)...28 ...13.....W
1-26-22 (H).....28 ...21.....W
1-14-24 (H).....16 ...17 L
2-27-25 (SC).....31 ...26.....W
3-1-26 (SC).....26 ...31 L
2-1-29 (A).....*25 ...23.....W
2-2-29 (N).....32 ...14.....W
1-24-30 (H).....38 ...17.....W
1-25-30 (H).....20 ...14.....W
2-28-33 (SEC) .....46 ...27.....W
2-28-36 (SEC) .....41 ...39.....W
2-13-39 (H).....39 ...28.....W
2-13-40 (H).....45 ...37.....W
2-27-43 (SEC) .....52 ...43.....W
1-4-50 (N).....87 ...55.....W

*Overtime Games

Scores vs. All Opponents

3-3-50 (SEC) ....56 ...46.....W
2-2-51 (A).....80 ...60.....W
3-1-51 (SEC) ....92 ...70.....W
2-11-52 (H).....110 ...66.....W
2-15-54 (H).....81 ...49.....W
2-7-55 (A).....61 ...56.....W
2-13-56 (H).....86 ...65.....W
2-11-57 (A).....81 ...89 L
2-10-58 (H).....72 ...62.....W
2-9-59 (A).....58 ...66 L
2-8-60 (H).....90 ...59.....W
2-13-61 (A).....68 ...62.....W
2-12-62 (H).....44 ...49 L
2-11-63 (A).....52 ...56 L
2-10-64 (H).....65 ...59.....W
2-8-65 (H).....74 ...56.....W
2-19-66 (A).....73 ...69.....W
2-11-67 (H).....*72 ...77 L
2-18-67 (A).....103 ...74.....W
2-10-68 (A).....92 ...84.....W
2-17-68 (H).....107 ...81.....W
1-6-69 (A).....91 ...72.....W
2-10-69 (H).....91 ...69.....W
1-5-70 (H).....111 ...76.....W
2-9-70 (A).....86 ...57.....W
1-4-71 (A).....79 ...71.....W
2-8-71 (H).....102 ...83.....W
1-10-72 (H).....104 ...76.....W
2-14-72 (A).....63 ...55.....W
1-8-73 (A).....90 ...81.....W
2-12-73 (A).....100 .*87.....W
2-2-74 (A).....82 ...70.....W
3-4-74 (H).....108 ...69.....W
2-1-75 (H).....112 ...79.....W
3-8-75 (A).....118 ...80.....W
1-5-76 (A).....73 ...77 L
3-8-76 (H).....94 .*93.....W
1-31-77 (A).....92 ...85.....W
2-28-77 (H).....77 ...64.....W
1-21-78 (A).....75 ...65.....W
2-18-78 (H).....58 ...56.....W
1-15-79 (A).....61 ...63 L
2-12-79 (H).....80 ...65.....W
1-23-80 (A).....89 ...67.....W
2-20-80 (H).....71 ...65.....W
1-28-81 (H).....71 ...64.....W
2-25-81 (A).....78 ...74.....W
1-27-82 (A).....51 ...56 L
2-24-82 (H).....71 ...54.....W
1-10-83 (A).....*59 ...53.....W
2-8-83 (H).....88 ...67.....W
1-11-84 (H).....51 ...42.....W
2-6-84 (A).....77 ...58.....W
1-16-85 (H).....58 ...57.....W
2-16-85 (A).....69 ...82 L
1-15-86 (A).....64 ...52.....W
2-15-86 (H).....88 ...62.....W
1-12-87 (A).....57 ...49.....W
1-31-87 (H).....50 ...36.....W
1-6-88 (H).....93 ...52.....W
2-6-88 (A).....83 ...59.....W
2-1-89 (H).....73 ...61.....W
3-4-89 (A).....67 ...68 L
12-4-89 (H).....102 ...97.....W
1-31-90 (A).....86 ...87 L
1-9-91 (H).....89 ...70.....W
2-9-91 (A).....82 ...83 L
2-19-92 (A).....89 ...84.....W
2-3-93 (H).....87 ...63.....W
1-22-94 (A).....86 ...70.....W
3-11-94 (SEC) ....95 ...76.....W

2-14-95 (H).....71 ...76 L
1-9-96 (A).....74 ...56.....W
3-10-96 (SEC) ....73 ...84 L
1-7-97 (H).....90 ...61.....W
1-10-98 (A).....77 ...71.....W

MISSOURI (3-0)

12-31-60 (H).....81 ...69.....W
12-17-71 (UKIT)...83 ...72.....W
11-26-97 (N).....77 ...55.....W

MONTANA (1-0)

3-13-97 (NCAA) 92 ...54.....W

MOORES HILL (IND.) (1-0)

2-14-06 (A).....32 ...11.....W

MOREHEAD STATE (6-0)

3-17-61 (NCAA) 71 ...64.....W
12-12-91 (LV) .....101 ...84.....W
12-19-92 (H).....108 ...65.....W
12-17-93 (H).....97 ...61.....W
12-16-95 (H).....96 ...32.....W
11-20-97 (H).....88 ...49.....W

MOUNT ST. MARY'S (MD) (1-0)

3-16-95 (NCAA)113 ..67.....W

NAVAL ACADEMY (3-1)

1-18-29 (A).....26 ...32 L
12-29-58 (H).....82 ...69.....W
12-19-69 (UKIT)...73 ...59.....W
1-25-87 (H).....80 ...69.....W

NEBRASKA (2-1)

12-18-40 (A).....39 ...40 L
12-16-41 (H).....42 ...27.....W
12-15-72 (UKIT)...85 ...60.....W

NEVADA-LAS VEGAS (3-0)

3-4-78 (H).....92 ...70.....W
2-17-80 (A).....74 ...69.....W
3-16-85 (NCAA) 64 ...61.....W

NEW ALBANY YMCA (0-1)

2-12-06 (A).....12 ...29 L

NEW YORK UNIV. (0-2)

1-5-35 (MSG)....22 ...23 L
1-8-36 (MSG)....28 ...41 L

NIAGARA (1-0)

3-13-76 (UKIT)...67 ...61.....W

NORTH CAROLINA (6-16)

2-29-24 (SIAA)...20 ...41 L
1-4-29 (H).....15 ...25 L
2-27-32 (SC).....42 ...43 L
1-9-50 (H).....83 ...44.....W
12-18-59 (UKIT)...76 ...70.....W
12-13-60 (N).....70 ...65.....W
12-17-62 (H).....66 ...68 L
12-9-63 (H).....100 ...80.....W
12-7-64 (N).....67 ...82 L
12-13-66 (H).....55 ...64 L
12-12-67 (N).....77 ...84 L
12-7-68 (H).....77 ...87 L
12-8-69 (N).....94 ...87.....W
12-11-72 (LV) .....70 ...78 L
12-10-73 (N).....84 .101 L
12-9-74 (LV) .....90 ...78.....W
12-8-75 (N).....77 ...90 L
3-19-77 (NCAA) 72 ...79 L
12-26-81 (N).....69 ...82 L
12-27-89 (LV) .....110 .121 L
12-10-90 (A).....81 ...84 L
3-25-95 (NCAA) 61 ...74 L

N.C. ASHEVILLE (1-0)

12-23-96 (H).....105 ...51.....W

N.C.-CHARLOTTE (2-0)

3-21-76 (NIT).....71 ...67.....W
12-19-87 (UKIT)...84 ...81.....W

N.C. STATE (3-1)

2-27-31 (SCT).....33 ...28.....W
3-19-47 (NIT).....60 ...42.....W
1-5-85 (H).....78 ...62.....W
2-2-86 (A).....51 ...54 L

NORTHWESTERN (7-1)

12-15-62 (H).....71 ...60.....W
12-7-63 (A).....95 ...63.....W
12-11-65 (H).....86 ...75.....W
12-10-66 (A).....118 .116.....W
12-1-70 (A).....115 .100.....W
12-1-71 (H).....94 ...85.....W
11-30-74 (H).....97 ...70.....W
12-1-75 (A).....77 ...89 L

N-WESTERN (LA) ST. (1-1)

12-22-85 (H).....77 ...58.....W
12-7-88 (H).....82 ...85 L

NOTRE DAME (37-17)

1-12-29 (A).....19 ...16.....W
2-10-36 (A).....20 ...41 L
1-5-37 (LV) .....28 ...41 L
1-15-38 (A).....39 ...47 L
1-14-39 (LV) .....39 ...42 L
1-13-40 (A).....47 ...52 L
1-4-41 (LV) .....47 ...48 L
2-7-42 (A).....43 ...46 L
1-23-43 (LV) .....60 ...55.....W
1-8-44 (LV) .....55 ...54.....W
1-27-45 (LV) .....*58 ...59 L
1-26-46 (A).....47 ...56 L
2-1-47 (LV) .....60 ...30.....W
2-2-48 (A).....55 ...64 L
1-29-49 (LV) .....62 ...38.....W
1-23-50 (A).....51 ...64 L
1-15-51 (H).....69 ...44.....W
2-2-52 (N).....71 ...66.....W
3-15-58 (NCAA) 89 ...56.....W
2-14-59 (N).....71 ...52.....W
2-13-60 (H).....68 ...65.....W
12-7-60 (LV) .....68 ...62.....W
12-30-61 (LV) .....100 ...53.....W
12-29-62 (LV) .....78 ...70.....W
12-28-63 (LV) .....101 ...81.....W
12-29-64 (LV) .....97 .111 L
12-29-65 (LV) .....103 ...69.....W
12-31-66 (LV) .....96 ...85.....W
12-30-67 (LV) .....81 ...73.....W
12-28-68 (LV) .....110 ...90.....W
12-27-69 (LV) .....102 .100.....W
3-12-70 (NCAA)109 ..99.....W
12-29-70 (LV) .....92 ...99 L
12-28-71 (LV) .....83 ...67.....W
12-30-72 (LV) .....65 ...63.....W
12-29-73 (LV) .....79 ...94 L
12-28-74 (LV) .....113 ...96.....W
12-30-75 (LV) .....79 ...77.....W
12-30-76 (LV) .....102 ...78.....W
12-31-77 (LV) .....73 ...68.....W
12-30-78 (LV) .....81 ...76.....W
12-29-79 (LV) .....86 ...80.....W
12-27-80 (LV) .....61 ...67 L
12-29-81 (LV) .....*34 ...28.....W
12-1-82 (A).....58 ...45.....W
1-31-88 (LV) .....78 ...69.....W
12-3-88 (N).....65 ...81 L
3-5-90 (A).....67 ...80 L
12-1-90 (N).....98 ...90.....W
1-2-92 (H).....91 ...70.....W
2-13-93 (A).....81 ...62.....W
1-6-94 (H).....84 ...59.....W
2-12-95 (A).....97 ...58.....W
12-14-96 (H).....80 ...56.....W

OGLETHORPE (1-0)

12-13-34 (H).....81 ...12.....W

OHIO STATE (10-8)

1-2-33 (H).....30 ...46 L
12-27-39 (SB) .....36 ...30.....W
12-13-41 (A).....41 ...43 L
1-2-43 (H).....40 ...45 L
12-13-43 (A).....40 ...28.....W
12-23-44 (H).....*53 ...48.....W
3-22-45 (NCAA) 37 ...45 L
12-4-57 (A).....61 ...54.....W
12-1958 (UKIT)...95 ...76.....W
12-28-59 (H).....96 ...93.....W
3-18-61 (NCAA) 74 ...87 L
3-17-62 (NCAA) 64 ...74 L
3-16-68 (NCAA) 81 ...82 L
12-3-80 (H).....70 ...64.....W
12-5-81 (A).....78 ...62.....W
3-13-87 (NCAA) 77 ...91 L
12-22-93 (Maui) ..100 ...88.....W
12-28-96 (N).....81 ...65.....W

OHIO (12-1)

2-26-44 (H).....51 ...35.....W
1-16-45 (H).....59 ...46.....W
2-19-45 (A).....61 ...38.....W
1-5-46 (H).....57 ...48.....W
2-19-46 (A).....60 ...52.....W
1-4-47 (H).....46 ...36.....W
1-12-48 (A).....79 ...57.....W
3-13-64 (NCAA) 69 ...85 L
3-19-83 (NCAA) 57 ...40.....W
11-28-89 (H).....76 ...73.....W
12-23-91 (CIN) .....73 ...63.....W
11-30-94 (H).....79 ...74.....W
12-30-97 (A).....95 ...58.....W

OHIO WESLEYAN (0-1)

2-9-11 (A).....19 ...37 L

OKLAHOMA (2-0)

12-21-46 (H).....43 ...33.....W
3-1-87 (H).....75 ...74.....W

OKLAHOMA STATE (3-1)

3-24-44 (NIT).....45 ...29.....W
12-30-46 (SB) .....31 ...37 L
3-26-49 (NCAA) 46 ...36.....W
12-21-74 (UKIT)...90 ...65.....W

OLD DOMINION (1-0)

3-20-92 (NCAA) 88 ...69.....W

OREGON (1-0)

12-16-72 (UKIT)...95 ...68.....W

OREGON STATE (3-0)

12-22-66 (UKIT)...96 ...76.....W
12-22-70 (A).....84 ...78.....W
12-20-75 (UKIT)...82 ...74.....W

OTTERBIEN (0-1)

2-10-11 (A).....27 ...41 L

PENNSYLVANIA (3-0)

12-9-67 (H).....64 ...49.....W
12-14-68 (A).....102 ...78.....W
11-24-90 (H).....85 ...62.....W

PENN STATE (2-0)

3-21-52 (NCAA) 82 ...54.....W
3-12-55 (NCAA) 84 ...59.....W

PEPPERDINE (1-0)

12-21-85 (UKIT)...88 ...56.....W

PHILLIPS OILERS (0-1)

3-31-48 (Oly. T) ..49 ...53 L

PITTSBURGH (4-1)

12-23-35 (H).....35 ...17.....W
3-29-37 (SB) .....40 ...29.....W
3-15-57 (NCAA) 98 ...92.....W
3-5-60 (H).....73 ...66.....W
11-22-91 (H).....67 ...85 L

PORTLAND (1-0)

12-22-89 (UKIT)...88 ...71.....W

PORTLAND STATE (1-0)

12-16-77 (UKIT).114 ...88.....W

PRINCETON (2-1)

1-31-26 (H).....26 ...30 L
12-18-71 (UKIT)...96 ...82.....W
3-12-77 (NCAA) 72 ...59.....W

PROVIDENCE (1-0)

3-18-76 (NIT).....79 ...78.....W

PURDUE (6-2)

12-23-49 (A).....60 ...54.....W
12-9-50 (H).....70 ...52.....W
12-19-70 (UKIT)...83 ...89 L
12-22-79 (UKIT)...61 ...60.....W
12-28-83 (LV) .....86 ...67.....W
12-1-84 (A).....56 ...66 L
12-3-96 (N).....101 ...87.....W
12-3-97 (N).....89 ...75.....W

RHODE ISLAND (1-0)

3-20-46 (NIT).....46 ...45.....W

RIDER (2-0)

3-19-93 (NCAA) 96 ...52.....W
12-27-95 (N).....90 ...65.....W

ROBERT MORRIS (1-0)

12-30-93 (H).....92 ...67.....W

ROSE POLYTECHNIC (1-1)

2-10-10 (A).....11 ...52 L
1-30-17 (H).....33 ...12.....W

RUTGERS (1-0)

12-28-92 (A).....89 ...67.....W

SAN FRANCISCO (1-0)

12-28-93 (H).....110 ...83.....W

SAN JOSE STATE (1-0)

3-14-96 (NCAA)110 ..72.....W

SEATTLE (1-0)

3-22-58 (NCAA) 84 ...72.....W

SETON HALL (1-1)

12-19-81 (UKIT)...98 ...72.....W
11-26-88 (N).....60 ...63 L

SEWANEE (6-0)

2-23-23 (H).....30 ...14.....W
1-15-24 (H).....50 ...15.....W
3-1-30 (SCT).....44 ...22.....W
1-15-32 (A).....30 ...20.....W
1-12-34 (A).....55 ...16.....W
2-15-34 (H).....60 ...15.....W

SOUTH CAROLINA (20-4)

2-24-28 (SC).....56 ...40.....W
1-10-33 (H).....44 ...36.....W
2-2-33 (A).....38 ...44 L
12-22-41 (H).....64 ...25.....W
12-23-67 (UKIT)...76 ...66.....W
12-13-76 (A).....98 ...67.....W
12-12-77 (H).....84 ...65.....W
2-25-79 (A).....79 ...74.....W
2-10-79 (H).....126 ...81.....W
1-4-92 (A).....80 ...63.....W
2-26-92 (H).....74 ...56.....W
1-23-93 (A).....108 ...82.....W
2-17-93 (H).....87 ...66.....W
1-26-94 (H).....79 ...67.....W
3-5-94 (A).....74 ...75 L
1-7-95 (A).....80 ...55.....W

*Overtime Games

Scores vs. All Opponents

2-1-95 (H).....90 ...72.....W
1-3-96 (A).....89 ...60.....W
1-27-96 (H).....89 ...57.....W
2-4-97 (A).....*79 ...84 L
3-2-97 (H).....66 ...72 L
1-13-98 (H).....91 ...70.....W
2-28-98 (A).....69 ...57.....W
3-8-98 (SEC) .....86 ...56.....W

S. CAROLINA STATE (1-0)

3-13-98 (NCAA) 82 ...67.....W

SOUTHERN CAL (0-2)

12-5-59 (A).....73 ...87 L
12-4-61 (H).....77 ...79 L

SOUTHERN METH. (3-2)

12-21-56 (UKIT)...73 ...67.....W
12-16-57 (A).....64 ...65 L
12-11-58 (H).....72 ...60.....W
11-26-76 (H).....110 ...86.....W
12-4-84 (H).....54 ...56 L

SOUTHWEST TEXAS ST. (1-0)

12-10-91 (H).....82 ...36.....W

SOUTHWESTERN LOUISIANA (0-1)

12-23-89 (UKIT)*113.116 L

ST. ANDREWS (1-1)

1-30-15 (H).....32 ...15.....W
2-26-15 (A).....25 ...50 L

ST. JOHN'S (10-4)

12-30-43 (MSG)....44 ...38.....W
3-22-44 (NIT).....45 ...48 L
12-29-45 (MSG)....73 ...59.....W
12-21-46 (MSG)....70 ...50.....W
12-23-47 (MSG)....52 ...40.....W
12-18-48 (MSG)....57 ...30.....W
12-15-49 (MSG)....58 ...69 L
12-23-50 (MSG)....43 ...37.....W
3-22-51 (NCAA) 59 ...43.....W
12-17-51 (H).....81 ...40.....W
3-22-52 (N).....57 ...64 L
12-17-77 (UKIT).102 ...72.....W
3-22-85 (NCAA) 70 ...86 L
12-30-92 (MSG)....86 ...77.....W

ST. JOSEPH'S (2-0)

1-6-39 (A).....41 ...30.....W
3-20-97 (NCAA) 83 ...68.....W

SAINT LOUIS (8-9)

12-30-48 (SB).....40 ...42 L
12-29-50 (SB).....42 ..*43 L
12-29-51 (SB).....60 ...61 L
12-18-53 (A).....71 ...59.....W
12-30-54 (H).....82 ...65.....W
12-28-55 (A).....101 ...80.....W
1-10-56 (H).....70 ...71 L
12-14-57 (A).....73 ...60.....W
12-13-58 (H).....76 ...57.....W
12-12-59 (A).....61 ...73 L
12-22-60 (UKIT)...72 ..*74 L
12-11-61 (H).....86 ...77.....W
12-31-62 (A).....63 ...87 L
3-2-64 (H).....60 ...67 L
12-22-64 (A).....75 ...80 L
1-3-66 (H).....80 ...70.....W
3-15-98 (NCAA) 88 ...61.....W

STANFORD (2-0)

12-22-73 (UKIT)...78 ...77.....W
3-28-98 (NCAA)*86 ..85.....W

SYRACUSE (8-2)

12-30-50 (SB).....69 ...59.....W
12-12-64 (H).....110 ...77.....W
3-29-75 (NCAA) 95 ...79.....W
12-23-78 (UKIT)...94 ...87.....W
2-28-88 (H).....62 ...58.....W
2-26-89 (A).....73 ...89 L
2-12-94 (A).....85 ...93 L
2-5-95 (H).....77 ...71.....W
4-1-96 (NCAA) 76 ...67.....W
11-28-96 (GAS) ...87 ...53.....W

TEMPLE (14-4)

12-30-44 (A).....45 ...44.....W
1-1-46 (A).....45 ...53 L
3-9-46 (LV) .....54 ...43.....W
3-8-47 (LV) .....68 ...29.....W
12-20-47 (A).....59 ...60 L
12-24-48 (LV) .....58 ...38.....W
12-5-53 (H).....86 ...59.....W
12-18-54 (H).....79 ...61.....W
1-1-55 (A).....101 ...69.....W
12-10-55 (H).....61 ...73 L
12-8-56 (A).....73 ...58.....W
12-7-57 (H)....***85 ...83.....W
3-21-58 (NCAA) 61 ...60.....W
12-6-58 (A).....76 ...71.....W
12-20-59 (LV) .....97 ...92.....W
12-17-60 (A).....58 ...66 L
12-18-61 (H).....78 ...55.....W
12-8-62 (A).....56 ...52.....W

TENNESSEE (126-58)

2-16-10 (H).....26 .....5.....W
2-7-12 (H).....27 ...15.....W
2-11-14 (H).....20 ...14.....W
2-12-14 (H).....20 ...18.....W
2-5-15 (A).....21 ...36 L
2-6-15 (A).....22 ...27 L
2-17-15 (H).....22 ...13.....W
2-18-15 (H).....20 ...18.....W
2-23-16 (H).....17 ...28 L
2-9-17 (H).....20 ...23 L
2-10-17 (H).....19 ...22 L
3-2-17 (A).....26 ...27 L
3-3-17 (A).....10 ...30 L
2-7-18 (H).....33 ...26.....W
2-8-18 (H).....40 ...12.....W
3-1-18 (A).....29 ...18.....W
3-2-18 (A).....32 ...20.....W
2-7-19 (A).....22 ...40 L
2-28-19 (H).....30 ...14.....W
2-5-20 (H).....24 ...29 L
2-7-20 (H).....26 ...27 L
2-27-20 (A).....25 ...28 L
2-28-20 (A).....34 ...26.....W
1-20-23 (A).....26 ...30 L
2-10-23 (H).....23 ...28 L
1-18-24 (A).....13 ...20 L
2-9-25 (A).....35 ...22.....W
2-18-25 (H).....26 ...21.....W
2-12-26 (A).....51 ...17.....W
2-18-26 (H).....27 ...21.....W
1-21-27 (A).....14 ...19 L
2-19-27 (H).....21 ...30 L
1-28-28 (H).....48 ...18.....W
2-9-28 (A).....43 ...16.....W
1-17-29 (A).....35 ...29.....W
1-19-29 (H).....27 ...22.....W
1-18-30 (H).....23 ...20.....W
1-31-30 (A).....24 ..*29 L
1-10-31 (H).....31 ...23.....W
1-31-31 (A).....36 ..*32.....W
1-16-32 (A).....29 ...28.....W
2-13-32 (H).....41 ...27.....W
1-14-33 (A).....42 ...21.....W
1-28-33 (H).....44 ...23.....W
1-13-34 (A).....44 ...23.....W
1-27-34 (H).....53 ...26.....W
1-26-35 (H).....48 ...21.....W
2-16-35 (A).....38 ...36.....W
1-25-36 (H).....40 ...31.....W
2-15-36 (A).....28 ...39 L
2-29-36 (A-SEC).28 ...39 L
1-23-37 (H).....43 ...26.....W
2-13-37 (A).....24 ...26 L
3-1-37 (A-SEC).39 ...25.....W
1-22-38 (H).....52 ...27.....W
2-26-38 (A).....29 ...26.....W
1-21-39 (H).....29 ...30 L
2-18-39 (A).....36**34 ....W
3-4-39 (A-SEC).46 ...38.....W
1-20-40 (H).....35 ...26.....W
2-17-40 (A).....23 ...27 L
3-1-40 (A-SEC).30 .*29.....W
1-18-41 (A).....22 ...32 L
2-15-41 (H).....37 ...28.....W
3-1-41 (SEC) .....33 ...36 L
1-17-42 (A).....40 ...46 L
2-14-42 (H).....36 ...33.....W
1-16-43 (A).....30 ...28.....W
2-13-43 (H).....53 ...29.....W
2-27-43 (SEC) .....30 ...33 L
1-20-45 (A).....34 ...35 L
2-17-45 (H).....40 ...34.....W
3-3-45 (SEC) .....39 ...35.....W
1-19-46 (A).....50 ...32.....W
2-16-46 (H).....54 ...34.....W
1-18-47 (A).....54 ...39.....W
2-15-47 (H).....61 ...46.....W
1-17-48 (A).....65 ...54.....W
2-14-48 (H).....69 ...42.....W
3-6-48 (SEC) .....70 ...47.....W
1-15-49 (A).....66 ...51.....W
2-8-49 (H).....71 ...56.....W
3-5-49 (SEC) .....83 ...44.....W
1-14-50 (A).....53 ...66 L
2-11-50 (H).....79 ...52.....W
3-4-50 (SEC) .....95 ...58.....W
1-20-51 (A).....70 ...45.....W
2-17-51 (H).....86 ...61.....W
1-19-52 (A).....65 ...56.....W
2-16-52 (H).....95 ...40.....W
3-1-52 (SEC) .....81 ...66.....W
1-23-54 (A).....97 ...71.....W
2-18-54 (H).....90 ...63.....W
1-22-55 (A).....84 ...66.....W
3-5-55 (H).....104 ...61.....W
1-21-56 (A).....95 ...68.....W
3-3-56 (H).....101 ...77.....W
1-19-57 (A).....97 ...72.....W
3-2-57 (H).....93 ...75.....W
1-18-58 (H).....77 ...68.....W
3-1-58 (A).....77 ...66.....W
1-17-59 (H).....79 ...58.....W
2-28-59 (A).....69 ...56.....W
1-16-60 (A).....78 ...68.....W
2-27-60 (H).....63 ...65 L
1-21-61 (H).....83 ...54.....W
3-4-61 (A).....68 ...61.....W
12-22-61 (UKIT)...96 ...69.....W
1-15-62 (A).....95 ...82.....W
3-10-62 (H).....90 ...59.....W
1-19-63 (H).....69 ..*78 L
3-2-63 (A).....55 ...63 L
1-18-64 (H).....66 ...57.....W
2-29-64 (A).....42 ...38.....W
1-16-65 (A).....58 ...77 L
2-27-65 (H).....61 ...60.....W
2-26-66 (H).....78 ...64.....W
3-5-66 (A).....62 ...69 L
1-23-67 (H).....50**52 L
2-13-67 (A).....57 ...76 L
1-22-68 (A).....59 ...87 L
2-12-68 (H).....60 ...59.....W
1-18-69 (A).....69 ...66.....W
3-8-69 (H).....84 ...69.....W
1-17-70 (H).....68 ...52.....W
3-7-70 (A).....86 ...69.....W
1-16-71 (A).....71 ...75 L
3-6-71 (H).....84 ...78.....W
1-22-72 (H).....72 ...70.....W
3-9-72 (A).....67 ...66.....W
1-20-73 (A).....64 ...65 L
3-8-73 (H).....86 ...81.....W
1-14-74 (A).....54 ...67 L
2-16-74 (H).....61 ...58.....W
1-13-75 (H).....88 ...82.....W
2-15-75 (A).....98 .103 L
1-10-76 (H).....88 .*90 L
2-7-76 (A).....85 ...92 L
1-12-77 (H).....67 ...71 L
3-5-77 (A).....79 ...81 L
2-15-78 (H).....90 ...77.....W
2-25-78 (A).....68 ...57.....W
1-20-79 (H).....55 ...66 L
2-17-79 (A).....84 .101 L
3-3-79 (SEC) .....69 .*75 L
1-5-80 (A).....47 ...49 L
2-2-80 (H).....83 ...75.....W
1-10-81 (H).....48 ...47.....W
2-7-81 (A).....71 ...87 L
1-9-82 (A).....66 ...70 L
2-6-82 (H).....77 ...67.....W
1-31-83 (A).....63 ...65 L
2-27-83 (H).....69 ...61.....W
1-30-84 (H).....93 ...74.....W
2-27-84 (A).....58 ...63 L
1-27-85 (A).....65 ...81 L
2-28-85 (H).....92 ...67.....W
1-25-86 (H).....74 ...57.....W
2-27-86 (A).....62 ...60.....W
1-10-87 (A).....68 ...75 L
2-11-87 (H).....91 .*84.....W
1-16-88 (H).....83 ...65.....W
2-17-88 (A).....70 ...72 L
1-21-89 (A).....66 ...65.....W
2-22-89 (H).....76 ...71.....W
1-20-90 (H).....95 ...83.....W
2-21-90 (A).....100 .102 L
1-12-91 (A).....78 ...74.....W
2-13-91 (H).....85 ...74.....W
1-21-92 (A).....85 .107 L
3-7-92 (H).....99 ...88.....W
1-9-93 (H).....84 ...70.....W
2-24-93 (A).....77 ...78 L
3-12-93 (H-SEC)101...40.....W
1-15-94 (H).....93 ...74.....W
2-23-94 (A).....77 ...73.....W
1-25-95 (H).....69 ...50.....W
2-8-95 (A).....68 ...48.....W
1-13-96 (H).....61 ...44.....W
2-17-96 (A).....90 ...50.....W
1-4-97 (H).....74 ...40.....W
2-25-97 (A).....74 ...64.....W
1-24-98 (A).....85 ...67.....W
2-11-98 (H).....80 ...74.....W

UT-CHATTANOOGA (10-0)

2-23-14 (H).....40 .....7.....W
2-6-19 (A).....29 ...26.....W
1-21-21 (H).....42 ...10.....W
1-22-23 (H).....25 ...18.....W
1-19-24 (A).....24 ...23.....W
1-16-31 (H).....55 ...18.....W
1-21-32 (H).....51 ...17.....W
1-27-34 (H).....47 ...20.....W
1-14-35 (H).....66 ...19.....W
12-15-90 (H).....86 ...70.....W

TENNESSEE-MARTIN (1-0)

11-26-94 (H).....124 ...50.....W

TENNESSEE STATE (1-0)

3-18-94 (NCAA) 83 ...70.....W

TENNESSEE TECH (2-0)

12-6-89 (H).....111 ...75.....W
12-1-93 (H).....115 ...77.....W

TEXAS (1-0)

12-21-93 (Maui) ....86 ...61.....W

TEXAS A&M (2-1)

12-30-41 (H).....49 ...29.....W
12-14-46 (H).....83 ...18.....W
12-22-78 (UKIT)...69 ...73 L

TEXAS CHRISTIAN (2-0)

12-2-76 (H).....103 ...53.....W
1-20-96 (H).....124 ...80.....W

TEXAS TECH (4-0)

12-2-63 (H).....107 ...91.....W
12-22-65 (A).....89 ...73.....W
12-2-86 (H).....66 ...60.....W
12-17-94 (CIN) .....83 ...68.....W

TEXAS-EL PASO (0-1)

3-19-66 (NCAA) 65 ...72 L

TOLEDO (1-0)

11-27-84 (H).....63 ...54.....W

TRANSYLVANIA (KU) (7-7)

2-20-03 (H).....2 ...42 L
2-11-04 (A).....5 ...12 L
12-26-04 (A).....12 ...14 L
1-27-05 (H).....30 ...29.....W
2-4-05 (H).....1 ...22 L
2-22-05 (H).....23 ...33 L
1-11-06 (see p. 228).....W
2-15-07 (H).....16 ...14.....W
3-7-07 (A).....5 ...19 L
1-21-08 (H).....20 ...15.....W
2-4-08 (A).....20 ...15.....W
1-20-11 (H).....18 ...23 L
2-27-11 (A).....22 ...19.....W
3-3-11 (H).....30 ...24.....W

TUFTS (1-0)

3-24-45 (NAA) ...66 ...56.....W

TULANE (39-5)

2-25-21 (SIAA)...50 ...28.....W
2-12-25 (H).....29 ...22.....W
2-3-29 (A).....22 ...34 L
3-1-29 (SC).....29 ...15.....W
2-26-32 (N).....50 ...30.....W
12-20-32 (H).....53 ...17.....W
12-21-32 (H).....42 ...11.....W
12-21-33 (A).....32 ...22.....W
12-22-33 (A).....42 ...29.....W
12-21-34 (A).....38 .....9.....W
12-22-34 (A).....52 ...12.....W
1-18-35 (H).....63 ...26.....W
1-19-35 (A).....55 ...12.....W
1-17-36 (H).....49 ...24.....W
1-18-36 (H).....39 ...21.....W
2-3-37 (A).....28 ...35 L

*Overtime Games

Scores vs. All Opponents

2-4-37 (A).....28 ...25.....W
3-3-38 (SEC) .....36 ...38 L
2-28-41 (SEC) .....59 ...30.....W
2-25-43 (SEC) .....48 ...31.....W
3-4-44 (SEC) .....62 ...46.....W
11-30-46 (A).....64 ...35.....W
3-1-47 (SEC) .....55 ...38.....W
12-22-48 (A).....51 ...47.....W
12-29-48 (A).....78 ...47.....W
3-5-49 (SEC) .....68 ...52.....W
1-29-51 (A).....104 ...68.....W
2-4-52 (H).....103 ...54.....W
2-29-52 (SEC) .....85 ...61.....W
1-16-54 (H).....94 ...43.....W
1-15-55 (A).....58 ...44.....W
1-12-56 (H).....85 ...63.....W
1-14-57 (A).....60 ...68 L
1-13-58 (H).....86 ...50.....W
1-12-59 (A).....85 ...68.....W
1-11-60 (H).....68 ...42.....W
1-14-61 (A).....70 ...72 L
3-5-62 (H).....97 ...72.....W
1-12-63 (A).....81 ...72.....W
1-11-64 (H).....105 ...63.....W
1-11-65 (A).....102 ...72.....W
3-7-66 (H).....103 ...74.....W
12-18-82 (UKIT)...80 ...61.....W
3-18-95 (NCAA) 82 ...60.....W

TULSA (4-0)

12-5-47 (H).....72 ...18.....W
12-6-47 (H).....71 ...22.....W
12-10-48 (H).....81 ...27.....W
12-20-97 (H).....74 ...53.....W

UCLA (4-2)

12-26-51 (H).....84 ...53.....W
12-4-59 (A).....68 ...66.....W
2-17-61 (H).....77 ...76.....W
3-31-75 (NCAA) 85 ...92 L
12-3-94 (N).....81 ...82 L
3-20-98 (NCAA) 94 ...68.....W

UTAH (6-2)

3-20-44 (NIT).....46 ...38.....W
3-24-47 (NIT).....45 ...49 L
12-21-54 (UKIT)...70 ...65.....W
12-18-76 (UKIT)...68 ...70 L
3-21-93 (NCAA) 83 ...62.....W
3-21-96 (NCAA)101 ...70.....W
3-22-97 (NCAA) 72 ...59.....W
3-30-98 (NCAA) 78 ...69.....W

UTAH STATE (1-0)

12-23-57 (H).....92 ...64.....W

VANDERBILT (116-35)

2-22-12 (H).....28 ...17.....W
2-23-12 (H).....22 ...18.....W
2-19-13 (H).....17 ...24 L
2-20-13 (H).....42 ...29.....W
2-12-15 (H).....34 ...39 L
3-13-15 (H).....36 ...24.....W
2-4-16 (H).....25 ...39 L
2-5-16 (H).....20 ...23 L
2-14-19 (H).....26 ...36 L
2-22-21 (H).....39 ...18.....W
1-18-22 (A).....12 ...22 L
1-1-24 (H).....33 ...13.....W
2-20-26 (H).....30 ...20.....W
1-15-27 (H).....32 ...48 L
1-14-28 (H).....43 ...23.....W
2-8-28 (A).....54 ...29.....W
1-21-31 (A).....42 ...37.....W
2-20-31 (H).....43 ...23.....W
2-10-32 (A).....61 ...37.....W
2-20-32 (H).....31 ...32 L
1-31-33 (A).....40 ...29.....W
2-1-33 (H).....45 ...28.....W
2-3-34 (A).....48 ...26.....W
2-17-34 (H).....47 ...27.....W
2-2-35 (A).....58 ...22.....W
3-2-35 (H).....53 ...19.....W
2-1-36 (A).....24 ...33 L
2-24-36 (H).....61 ...41.....W
1-30-37 (A).....41 ...26.....W
2-20-37 (H).....51 ...19.....W
1-29-38 (A).....42 ...19.....W
2-21-38 (H).....48 ...24.....W
1-30-39 (A).....51 ...37.....W
2-25-39 (H).....52 ...27.....W
1-29-40 (A).....32 ...40 L
2-24-40 (H).....43 ...38.....W
2-29-40 (SEC) .....44 ...31.....W
2-1-41 (A).....51 ...50.....W
2-24-41 (H).....58 ...31.....W
1-26-43 (H).....39 ...38.....W
2-1-43 (A).....54 ...43.....W
2-4-46 (A).....59 ...37.....W
2-9-46 (N).....64 ...31.....W
1-13-47 (A).....82 ...30.....W
2-21-47 (H).....84 ...41.....W
2-27-47 (SEC) .....98 ...29.....W
2-9-48 (A).....82 ...51.....W
2-20-48 (A).....79 ...43.....W
1-31-49 (A).....72 ...50.....W
2-26-49 (H).....70 ...37.....W
1-30-50 (A).....58 ...54.....W
2-25-50 (H).....70 ...66.....W
1-27-51 (A).....74 ...49.....W
2-24-51 (H).....89 ...57.....W
3-3-51 (SEC) .....57 ...61 L
1-28-52 (A).....88 ...51.....W
2-21-52 (H).....75 ...45.....W
1-30-54 (A).....85 ...63.....W
2-22-54 (H).....100 ...64.....W
1-29-55 (A).....75 ...71.....W
2-21-55 (H).....77 ...59.....W
1-28-56 (A).....73 ...81 L
2-20-56 (H).....76 ...55.....W
1-26-57 (A).....91 ...83.....W
2-18-57 (H).....80 ...65.....W
1-6-58 (A).....86 ...81.....W
2-17-58 (H).....65 ...61.....W
1-6-59 (A).....66 ...75 L
2-18-59 (H).....83 ...71.....W
1-5-60 (A).....76 ...59.....W
2-16-60 (H).....68 ...60.....W
1-9-61 (A).....62 ...64 L
2-21-61 (H).....60 ...59.....W
3-9-61 (SEC) .....88 ...67.....W
1-8-62 (A).....77 ...68.....W
2-19-62 (H).....87 ...80.....W
1-7-63 (A).....106 ...82.....W
2-18-63 (H).....67 ...69 L
1-6-64 (A).....83 ...85 L
2-17-64 (H).....104 ...73.....W
1-5-65 (H).....79 ...97 L
2-16-65 (A).....90 ...91 L
1-15-66 (H).....96 ...83.....W
2-2-66 (A).....105 ...90.....W
1-5-67 (H).....*89 ...91 L
3-4-67 (A).....94 .110 L
1-6-68 (A).....94 ...78.....W
3-2-68 (H).....85 ...80.....W
2-1-69 (A).....103 ...89.....W
3-1-69 (A).....99 .101 L
1-31-70 (A).....81 ...89 L
2-28-70 (H).....90 ...86.....W
1-30-71 (H).....102 ...92.....W
2-27-71 (A).....119 ...90.....W
1-24-72 (H).....106 ...80.....W
2-5-72 (A).....*85 ...80.....W
1-22-73 (A).....75 ...76 L
2-3-73 (H).....76 ...83 L
1-28-74 (H).....65 ...82 L
3-2-74 (A).....69 ...71 L
1-27-75 (A).....91 ...90.....W
3-1-75 (H).....109 ...84.....W
1-17-76 (H).....77 ...76.....W
2-14-76 (A).....65 ...69 L
1-8-77 (A).....64 ...62.....W
2-5-77 (H).....113 ...73.....W
1-2-78 (H).....72 ...59.....W
3-6-78 (A).....78 ...68.....W
2-7-79 (A).....58 ...68 L
2-23-79 (H).....96 ...70.....W
1-19-80 (H).....106 ...90.....W
2-15-80 (H).....91 ...73.....W
1-24-81 (A).....78 ...64.....W
2-21-81 (H).....80 ...48.....W
3-5-81 (SEC) .....55 ...60 L
1-23-82 (H).....67 ...58.....W
2-20-82 (A).....73 ...69.....W
1-22-83 (A).....82 ...77.....W
2-19-83 (H).....82 ...63.....W
1-20-84 (H).....67 ...46.....W
2-19-84 (A).....58 ...54.....W
1-7-85 (H).....75 ...58.....W
2-7-85 (A).....68 ...62.....W
1-4-86 (A).....80 ...71.....W
2-5-86 (H).....73 ...65.....W
1-21-87 (A).....71 ...65.....W
2-18-87 (H).....65 ...54.....W
12-31-87 (H).....81 ...74.....W
1-27-88 (A).....66 ...83 L
1-7-89 (H).....70 ...61.....W
2-8-89 (A).....51 ...81 L
3-10-89 (SEC) .....63 ...77 L
1-6-90 (A).....85 ...92 L
2-7-90 (H).....100 ...73.....W
1-19-91 (H).....58 ...50.....W
2-20-91 (A).....87 ...98 L
1-15-92 (A).....84 ...71.....W
3-1-92 (H).....80 ...56.....W
3-13-92 (SEC) .....76 ...57.....W
1-13-93 (A).....86 .101 L
2-6-93 (H).....82 ...67.....W
1-4-94 (H).....107 ...82.....W
2-19-94 (A).....77 ...69.....W
1-21-95 (H).....81 ...68.....W
2-25-95 (A).....71 ...60.....W
2-7-96 (A).....120 ...81.....W
3-2-96 (H).....101 ...63.....W
1-22-97 (Cin) .....58 ...46.....W
2-22-97 (A).....82 ...79.....W
1-3-98 (H).....71 ...62.....W
1-27-98 (A).....63 ...61.....W

VERNON COLLEGE (IND.)(1-0)

2-13-06 (A).....34 ...14.....W

VILLANOVA (5-0)

3-21-49 (NCAA) 85 ...72.....W
12-29-49 (SB).....*57 ...56.....W
12-4-82 (H).....93 ...79.....W
2-9-97 (H).....93 ...56.....W
2-8-98 (A).....79 ...63.....W

VIRGINIA (6-2)

1-22-14 (A).....23 ...39 L
2-13-22 (A).....*30 ...32 L
2-14-24 (H).....29 ...16.....W
1-16-28 (A).....31 ...28.....W
1-2-62 (H).....93 ...73.....W
11-30-63 (H).....75 ...64.....W
12-4-65 (A).....99 ...73.....W
12-3-66 (H).....104 ...84.....W

VIRGINIA TECH (3-1)

2-19-24 (H).....36 ...14.....W
2-28-56 (SB).....56 ...55.....W
12-1-62 (H).....77 ...80 L
3-16-96 (NCAA) 84 ...60.....W

VMI (4-2)

12-24-14 (A).....18 ...32 L
2-9-22 (A).....32 ...37 L
2-26-26 (SC).....32 ...25.....W
12-1-60 (H).....72 ...56.....W
3-17-77 (NCAA) 93 ...78.....W
12-30-85 (LV) .....95 ...55.....W

WABASH (1-1)

1-6-25 (A).....10 ...57 L
12-28-46 (H).....96 ...24.....W

WAKE FOREST (4-0)

12-14-53 (H).....101 ...69.....W
12-21-63 (UKIT)...98 ...75.....W
3-25-93 (NCAA)103 ..69.....W
3-23-96 (NCAA) 83 ...63.....W

WASHINGTON UNIV. (2-0)

12-19-42 (H).....45 ...38.....W
2-7-48 (N).....69 ...39.....W

WASHINGTON (1-0)

3-14-85 (NCAA) 66 ...58.....W

WASH. & LEE (12-1)

2-8-22 (A).....21 ...20.....W
12-30-25 (H).....28 ...22.....W
2-5-26 (H).....44 ...34.....W
2-4-27 (H).....34 ...36 L
2-3-28 (H).....34 ...28.....W
2-8-29 (H).....31 ...30.....W
2-22-30 (H).....*28 ...26.....W
2-3-31 (H).....23 ...18.....W
1-30-32 (H).....48 ...28.....W
12-21-38 (H).....67 ...47.....W
1-2-42 (H).....62 ...32.....W
12-8-51 (H).....96 ...46.....W
12-1-56 (H).....94 ...66.....W

WASHINGTON STATE (1-0)

12-20-74 (UKIT)...97 ...75.....W

WAYNE (1-0)

3-16-56 (NCAA) 84 ...64.....W

WESTERN CAROLINA (2-0)

12-10-88 (H).....78 ...60.....W
2-6-97 (H).....82 ...55.....W

WESTERN KENTUCKY (3-1)

3-18-71 (NCAA) 83 .107 L
3-16-86 (NCAA) 71 ...64.....W
12-21-90 (H).....84 ...70.....W
2-15-92 (H).....93 ...83.....W

WESTERN ONTARIO (4-0)

12-7-45 (H).....51 ...42.....W
12-8-45 (H).....71 ...28.....W
1-3-48 (H).....98 ...41.....W
12-10-49 (H).....90 ...18.....W

WEST TEXAS STATE (2-0)

12-1-50 (H).....73 ...43.....W
12-4-78 (H).....121 ...67.....W

WEST VIRGINIA (11-4)

2-2-24 (H).....24 ...21.....W
2-2-25 (H).....29 ...19.....W
2-7-27 (H).....26 ...44 L
1-8-40 (H).....47 ...38.....W
12-12-40 (H).....46 ...34.....W
1-11-41 (A).....43 ...56 L
3-18-46 (NIT).....59 ...51.....W
12-20-57 (UKIT)...70 ...77 L
12-20-58 (UKIT)...97 ...91.....W
12-19-59 (UKIT)...70 ...79 L
12-22-62 (UKIT)...79 ...75.....W
12-18-64 (UKIT).102 ...78.....W
12-1-69 (H).....106 ...87.....W
12-7-70 (A).....106 .100.....W
11-20-91 (H).....106 ...80.....W

WISCONSIN (2-1)

1-20-63 (UKIT).108 ...85.....W
12-31-68 (N).....65 ...69 L
12-27-76 (H).....72 ...64.....W

WISC. - GREEN BAY (1-0)

12-6-95 (H).....74 ...62.....W

WRIGHT FIELD (1-0)

1-15-44 (H).....61 ...28.....W

WRIGHT STATE (2-0)

12-2-92 (H).....81 ...65.....W
12-9-96 (H).....90 ...62.....W

WYOMING (2-0)

12-26-44 (N).....50 ...46.....W
12-16-83 (UKIT)...66 ...40.....W

XAVIER (37-2)

2-5-35 (A).....40 ...27.....W
3-7-35 (H).....46 ...29.....W
1-14-36 (A).....36 ...32.....W
2-18-36 (H).....49 ...40.....W
12-15-36 (A).....*34 ...28.....W
2-22-37 (H).....23 ...15.....W
2-5-38 (A).....32 ...39 L
2-17-38 (H).....45 ...29.....W
2-8-39 (A).....41 ...31.....W
2-21-39 (H).....43 ...23.....W
1-6-40 (A).....42 ...41.....W
2-12-40 (H).....37 ...29.....W
1-9-41 (A).....48 ...43.....W
1-25-41 (H).....44 ...49 L
1-10-42 (A).....40 ...39.....W
2-21-42 (H).....44 ...36.....W
1-9-43 (H).....43 ...38.....W
2-8-43 (H).....48 ...36.....W
1-14-46 (A).....62 ...36.....W
2-23-46 (H).....83 ...40.....W
1-25-47 (H).....71 ...34.....W
2-19-47 (A).....58 ...31.....W
12-17-47 (H).....79 ...37.....W
2-28-48 (A).....59 ...37.....W
2-12-49 (H).....96 ...50.....W
2-24-49 (A).....51 ...40.....W
1-26-50 (A).....58 ...47.....W
2-23-50 (H).....58 ...53.....W
12-12-50 (A).....67 ...56.....W
2-13-51 (H).....78 ...51.....W
12-10-51 (A).....97 ...72.....W
1-7-52 (H).....83 ...50.....W
12-12-53 (A).....81 ...66.....W
1-4-54 (H).....77 ...71.....W
12-11-54 (A).....73 ...69.....W
2-14-55 (H).....66 ...55.....W
1-26-63 (H).....90 ...76.....W
12-6-67 (H).....111 ...76.....W
11-30-68 (H).....115 ...77.....W

YALE (1-0)

12-27-61 (H).....79 ...58.....W

*Overtime Games

NCAA CHAMPION 1948

NCAA CHAMPION 1949

NCAA CHAMPION 1951

NCAA CHAMPION 1958

NCAA CHAMPION 1978

NCAA CHAMPION 1996

NCAA CHAMPION 1998





















1998 NATIONAL CHAMPIONS

COMEBACK CATS CELEBRATE VICTORY




Myron Anthony
Saul Smith
Steve Masiello
Jamaal Magloire
Michael Bradley
Ryan Hogan
goal one: REPEAT