Great teams have one thing in common -- they always believe they will win.

--Bill Curry



Kentucky coach Bill Curry with Wildcats Barry Jones (69), Melvin Johnson (25), Randy Wyatt (3), Damon Hood (31), and Mark Askin (76).



KENTUCKY FOOTBALL

1994 Media Guide





Call to post at Commonwealth Stadium









Clockwise, from top right: Donnie Redd (23), Shane Ball (37), Robert Harris (92), Roger Sullivan (98), and Coach Bill Curry.

Copy 1

1994 Wildcats Guide Table of Contents



MEDIA INFORMATION
Media Policies 2
UK Phone Directory 3
Schedules 1994, 1995 & 1996 4
Primary Media List 206
UK Radio/Television Networks 208
Lexington Map 210
Hotel/Airline/Rental Car Info. 211
Lexington/Kentucky Profile 212



THE OUTLOOK
Prospectus 6
Alphabetical Roster 14
Numerical Roster 16
Offensive Depth Chart 18
Defensive Depth Chart 19
Roster Breakdown/Spring Awards ..20



THE COACHES
Bill Curry 22
Conversation with Bill Curry 26
Curry's Year-by-Year Record 28
Assistant Coaches 29
Graduate Assistant Coaches 33
Football Support Staff 34



THE PLAYERS
Player Profiles 38



THE OPPONENTS
Louisville 86
Florida 87
Indiana 88
South Carolina 89
Auburn 90
LSU 91
Georgia 92
Mississippi State 93
Vanderbilt 94
Northeast Louisiana 95
Tennessee 96



THE '93 REVIEW
A Look Back at 1993 98
Game-by-Game Recaps 100
Final Statistics 107
Superlatives 109
Game-by-Game Statistics 110
Game-by-Game Offensive Statistics 111
Game-by-Game Tackles 112
Lineups 113
Graduated Lettermen Profiles 114



THE SOUTHEASTERN CONFERENCE
History of Southeastern Conference .118
1994 SEC Composite Schedule 119
1993 SEC Statistics/Team 120
1993 SEC Statistics/Individual 121
All-Time SEC Standings 122



THE UNIVERSITY
University of Kentucky Profile 124
President Charles Wethington 126
Athletics Director C.M. Newton 127
UKAA Administrative Staff 128
UKAA Head Coaches/1993 Review 129
UKAA Support Staff 130



THE TRADITION
History of Kentucky Football 132
UK Football Glossary 135
UK Retired Jerseys 138
All-Americans 140
All-Southeastern Conference 142
UK Football Honor Roll 143
Wildcats in the Pros 145
Wildcats in the NFL/AFL Drafts ...146
UK in the Polls 147
UK vs. Teams in the Polls 148
Bowl Games 149



UK FOOTBALL
UK Football Facilities 154
UK Indoor Fieldhouse 156
Nutter Training Facility 157
Commonwealth Stadium 159
Commonwealth Stadium Records ..161
CATS 162
Community Outreach Program 164
Academic Achievement Award 165
UK Strength Program 166
UK Training and Equipment 168



THE RECORDS
Individual Records 170
Team Records 174
NCAA/SEC Records Held by UK ..177
Career Leaders 178
Season Leaders 180
Longest Plays 182
100-Yard Rushers 183
200-Yd. Passers/100-Yd. Receivers .184
300-Tackle Club 185
Opponent Game Highs 186
Year-by-Year Statistics 187
Year-by-Year Record 188
All-Time Coaches' Records 189
UK vs. All Opponents 190
UK vs. Major Conferences 191
All-Time Series Scores 192
Former Assistant Coaches 194
All-Time Lettermen 195
All-Time Results 199
UK Football Lists 203



TRENT DiGIURO

July 20, 1973 - July 17, 1994

The 1994 Wildcats football media guide is dedicated to the memory of this outstanding young man whose life tragically ended much too soon. The son of Mike and Ann DiGiuro, Trent remains a member of our team and a member of the Wildcats football family.

"We all loved Trent, and we will miss him terribly in every way."

Coach Bill Curry

UK

Credits

The 1994 Kentucky Football Media Guide is published by the University of Kentucky Athletics Association, C.M. Newton, Director.

Written & compiled by..... David Kobuszewski
Editor..... Rena Vicini
Editorial Assistants..... Julie Wiedmer, Sandy Boyken, Tony Neely, Gail Dent
Photography..... David Coyle, Amy Boyanowski, Action Sports of America (Jody McKown), C.W. Pack Sports, Lexington Visitors Bureau
Typesetting/Graphics..... By Design
Cover Design..... Cameron Creative
Printing..... Post Printing Company

Additional copies of this publication may be purchased for $9 each, which includes postage and handling. Write to: University of Kentucky, Media Relations, Memorial Coliseum Lexington, KY 40506-0019



Citation For Excellence In Publications

College Sports Information Directors of America

Presented to

University of Kentucky Media Relations

FOOTBALL BROCHURE

Third In The Nation—Division A

As Selected by a Special Panel and Presented at the Annual Convention of CoSIDA in Chicago, Illinois, This 30th Day of June, 1994

CoSIDA

The 1993 University of Kentucky Football Media Guide was named "Third Best in the Nation" by the College Sports Information Directors of America (CoSIDA).

University Archives
Margaret I. King Library - North
University of Kentucky
Lexington, Kentucky 40506

MEDIA INFORMATION

Covering Kentucky Football

1994 Preseason Schedule

August 8, Monday
Freshmen report to campus

August 9, Tuesday
First Freshman Practice

August 10, Wednesday
Varsity Reports to Campus

August 11, Thursday
1994 Media Day

August 12, Friday
First Varsity Practice

August 14, Sunday
1994 Fans Picture Day

August 16, Tuesday
First Day in Pads

August 24, Wednesday
First Day of Classes

August 26, Friday
Kickoff Luncheon

September 3, Saturday
GAME ONE – UK vs. U of L

THE 1994 EDITION of the University of Kentucky Football Media Guide is a comprehensive source of information for media covering the Wildcats. Additional information or photos can be obtained by calling UK Media Relations at (606) 257-3838.

DAILY/WEEKLY SERVICES

MONDAY PRESS CONFERENCE

University of Kentucky Coach Bill Curry will conduct a weekly press conference each Monday during the 1994 football season. The press conferences will be conducted in the Wildcat Den at Commonwealth Stadium. Media members please enter the UK Football Office complex to access the Wildcat Den at Gate Three of Commonwealth Stadium.

The opposing coach will be available via telephone hook-up. Selected Wildcats football players will be available at the press conferences.

The weekly press conferences will begin on Monday, Aug. 29. Press conferences conclude on Nov. 14. No press conference is scheduled for Oct. 3, which is the Monday prior to UK's open date.

The press conference schedule is as follows — lunch is set from 11:30 a.m. to Noon; Curry press conference from Noon to 12:30 p.m.; UK player interviews from 12:30 p.m. to 1 p.m.

SUNDAY TELECONFERENCE

UK Coach Bill Curry will again conduct a weekly Sunday teleconference following Wildcats football games. The teleconferences are 20 minutes in length and begin at 3 p.m. ET.

Media members can participate in the teleconference by dialing a MEDIA ONLY telephone number which can be obtained from the UK Media Relations Office. The Sunday teleconferences will begin on Sept. 4 and run through Nov. 20. No teleconference is planned for Oct. 9, the week of UK's open date.

The teleconference is broadcast quality. Please contact the UK Media Relations Office (606) 257-3838 for further information.

SOUTHEASTERN CONFERENCE SERVICES

The Southeastern Conference Media Relations Office, headed by assistant commissioner Mark Whitworth, offers a variety of services to the media throughout the academic calendar year.

Statistics and league standings are available to the media on a 24-hour bulletin board. Media members can access the bulletin board via computer by a telephone hook-up. For parameters and further information, contact the SEC Media Relations Office at (205) 458-3010.

All SEC head football coaches are available each Wednesday via a teleconference. Each coach is given a period of five-to-10 minutes to address media questions about his upcoming football game. The starting date and telephone number will be available to the media by contacting the SEC Media Relations Office.

Video highlights by satellite are offered on a weekly basis through the SEC Communications Office. A 30-minute satellite feed, which includes player interviews and highlights, is available to television stations each Wednesday morning. For further information, contact the SEC Communications Staff.

WILDCATS PLAYER INTERVIEWS

All player interviews must be coordinated through the UK Media Relations Office. Players are available to the media during game week, Monday through Wednesday. The best times to conduct interviews with the players are during the lunch hour or following practice. Interviews will be conducted at the Nutter Football Training Center or by telephone. On game days, interviews will only be granted after the conclusion of the contest.

Telephone interviews are available to the media on a "call-back" basis only. Individual player telephone numbers WILL NOT be given to members of the media. Players are instructed NOT to conduct interviews when contacted directly by telephone. The UK Media Relations Office will arrange for telephone interviews at a time most convenient for the student-athlete. Generally, the UK Media Relations Office has found the most convenient time for call-backs on telephone interviews is between 6 and 7 p.m. ET.

The Kirwan I dormitory, the Donovan Hall dining area, team locker rooms and team training rooms are considered private team areas. These areas are OFF-LIMITS to the media unless accompanied by UK Media Relations Office personnel.

FOOTBALL PRACTICE

Kentucky football practices will be open to the media during the 1994 season.

Media members should contact the UK Media Relations Office for practice times. Please call (606) 257-3838 for practice information.

GAME SERVICES

PRESS BOX

Credentials for working media and photographers for Kentucky's home football games should be directed to Rena Vicini, Assistant AD/Media Relations.

Requests for media credentials — season or single-game — should be submitted in writing by sports editors or sports directors of accredited media outlets on company letterhead. Requests for season passes should be submitted no later than August 21. Requests for single games should arrive at the UK Media Relations Office at least one week in advance.

The University of Kentucky follows guidelines set by the NCAA and the Southeastern Conference in issuing credentials. The UK Media Relations Office attempts to fill each accredited media request.

Season credentials will be granted only to daily newspapers, radio stations, and television stations that cover the UK Football Program on a regular basis — i.e., weekly press conferences and all home games. Because of limited space, season credentials to radio stations will be limited to one per station (sports director).

All credential requests should be sent to: Rena Vicini, Assistant AD/Media Relations, UK Media Relations Office, Memorial Coliseum, Lexington, KY 40506.

Covering Kentucky Football

PHOTO CREDENTIALS

Photo credentials will be issued only to accredited media outlets — daily newspapers, specialized publications and television stations. Three types of photo passes will be issued in 1994 — 1.) PHOTO COMBO — allows access to the sideline and photo deck; 2.) PHOTO DECK — allows access to the photo deck only; and 3.) PHOTO SIDELINE — allows access to the sideline only. Please list the type of photo pass needed when requesting credentials.

Admission to the Commonwealth Stadium sidelines is by a combination of photo pass and wristband. Photographers must sign in and present their credential at the UK Press Will Call table, located inside Gate Seven of Commonwealth Stadium, to obtain an armband.

MEDIA PARKING

Media parking at Commonwealth Stadium is available on a limited basis. Requests for parking should be made when submitting press and/or photo credentials. The media parking area is located in the Blue Lot just behind the West side (Alumni Drive) of Commonwealth Stadium. The Blue Lot is accessible via Alumni Drive.

PRESS BOX

The Commonwealth Stadium press box is for working media members ONLY. It is located on the West side (Alumni Drive) of Commonwealth Stadium between the upper and lower grandstands. The media entrance to Commonwealth Stadium is Gate Seven. Two press box elevators are located just to the left of the Gate Seven entrance.

The photo deck, radio booths, television booths, coaches booths, and VIP booths are located on the press box level of Commonwealth Stadium. All can be accessed via the press box elevator.

MEDIA WILL CALL

Media or photo credentials which have not been mailed can be obtained at the Media Will Call table, located just inside Gate Seven of Commonwealth Stadium. Media Will Call opens two hours prior to kickoff and closes 15 minutes following kickoff.

TELEPHONES

The Commonwealth Stadium press box is equipped with eight courtesy telephones with long-distance capabilities for use by the media on a first-come, first-served basis. The UK Media Relations Office strongly suggests each media outlet with deadline restrictions should order its own individual telephone line. Members of the media wishing to order phone lines can do so by contacting John Fuller of the UK Phone Services Department. His telephone number is (606) 257-7727. Please order phone lines at least one week in advance.

DARKROOM FACILITIES

Limited darkroom facilities are available in the Commonwealth Stadium press box. Photographers wishing to use the darkroom facilities should make arrangements with Tony Neely of the UK Media Relations Offices at (606) 257-3838.



The Commonwealth Stadium press box is located between the upper and lower grandstands on the West side.

UK Media Relations Directory



RENA VICINI
ASSISTANT AD/ MEDIA RELATIONS
OFFICE: (606) 257-3838
HOME: (606) 278-7773



TONY NEELY
SPORTS INFORMATION DIRECTOR/ FOOTBALL CONTACT
OFFICE: (606) 257-3838
HOME: (606) 266-8176



GAIL DENT
ASSISTANT DIRECTOR
OFFICE: (606) 257-3838
HOME: (606) 272-5703



JULIE WIEDMER
ASSISTANT DIRECTOR
OFFICE: (606) 257-3838
HOME: (606) 233-0682



JOYCE BAXTER
ADMINISTRATIVE ASSISTANT
OFFICE: (606) 257-3838
HOME: (606) 734-5261



SANDY BOYKEN
PROJECTS COORDINATOR
OFFICE: (606) 257-3838
HOME: (606) 263-2374

Covering Kentucky Football

Kentucky Facts

GENERAL INFORMATION

Location: Lexington, Ky.
Founded: 1865
Enrollment: 24,000
President: Charles Wethington
Athletics Director: C.M. Newton
Faculty Representative: Virginia Atwood
Conference: Southeastern
Nickname: Wildcats
Colors: Blue and White
Stadium: Commonwealth
Capacity: 57,800
Surface: Grass (Bermuda)

FOOTBALL STAFF

Head Coach: Bill Curry
(Georgia Tech, 1965)
UK Record: 17-28-0 (4 years)
Career: 74-81-4 (14 years)
Office Phone: (606) 257-3611
Assistant Coaches: Mike Archer, Daryl Dickey, Ray Dorr, Bill Glaser, Tommy Limbaugh, Joker Phillips, Don Riley, Rick Smith, David Turner

1994 OUTLOOK

1993 Record: 6-6-0
SEC Record: 4-4 (3rd East)
Offense: Stack-I, Multiple
Defense: 4-3
* Starters Returning: 10 (5 offense, 5 defense)
* Starters Lost: 16 (8 offense, 8 defense)
Lettermen Returning: 47
Lettermen Lost: 32

** Indicates player starting in at least five games.*

1993 RESULTS (6-6)

Sept.	4	Kent	W	35-0
	11	Florida	L	20-24
	18	at Indiana	L	8-24
	23	at South Carolina	W	21-17
Oct.	2	Ole Miss	W	21-0
	16	LSU	W	35-17
	23	at Georgia	L	28-33
	30	at Mississippi State	W	26-17
Nov.	6	at Vanderbilt	L	7-12
	13	East Carolina	W	6-3
	20	Tennessee	L	0-48
Dec.	31	Clemson *	L	13-14

*Peach Bowl

VISITING RADIO

The official visiting radio broadcast network should be designated in writing by the visiting team's sports information director or athletics director. Four phone lines will be made available, including two in the locker room area, at a cost to be determined by Mike Dodson of Host Communications (606) 226-4678.

Networks wishing to install additional telephone lines, either in the press box booth or locker room, can do so by contacting John Fuller of the UK Phone Services Department at (606) 257-7727.

POSTGAME INTERVIEWS

UK Coach Bill Curry will conduct his postgame press conference in the Wildcat Den, located under the East grandstand in the UK Football Office complex. Curry begins his postgame press conference approximately 15 minutes following the conclusion of the contest. The media entrance to the Wildcat Den is located in the northeast corner (nearest flagpole) of Commonwealth Stadium.

The Kentucky locker room is CLOSED to all members of the media. UK players requested for interviews are brought to the Wildcat Den following the conclusion of Curry's press conference. Interview cards are distributed in the press box during the second half of the contest in order for members of the media to request Wildcats players.

The visitors' locker room is located at the northwest corner of Commonwealth Stadium. A press conference area is located just outside the visitors' locker room entrance. The visiting coach and players generally conduct their respective post-game comments from that area.

PRESS SERVICES

The UK Media Relations Office will provide a complete pregame packet (including facts sheets, flip card, and game program) approximately 30 minutes prior to kickoff. A complete running play-by-play, drive charts and team and individual statistics are made available at the conclusion of the contest. Quotes from coaches and players of both teams are also provided.

A FAX service is also available. FAX request forms will be issued during the second half to media members requesting them.

Kentucky Football Schedules

(note: all times are eastern time)

1994

Sept.	3	LOUISVILLE	7 p.m.
	10	at Florida (ABC TV)	3:30 p.m.
	17	INDIANA	7 p.m.
	24	SOUTH CAROLINA	7 p.m.
	29	at Auburn (ESPN)	8 p.m.
Oct.	8	OPEN	
	15	at LSU	8 p.m.
	22	GEORGIA	7 p.m.
	29	MISSISSIPPI STATE	7 p.m.
Nov.	5	VANDERBILT	1 p.m.
	12	NORTHEAST LOUISIANA	1 p.m.
	19	at Tennessee	TBA

1995

Sept.	2	LOUISVILLE	TBA
	9	FLORIDA	TBA
	16	at Indiana	TBA
	23	at South Carolina	TBA
	30	AUBURN	TBA
Oct.	7	OPEN	
	14	LSU	TBA
	21	at Georgia	TBA
	28	at Mississippi State	TBA
Nov.	4	at Vanderbilt	TBA
	11	CINCINNATI	TBA
	18	TENNESSEE	TBA

1996

Sept.	7	LOUISVILLE	TBA
	14	at Florida	TBA
	21	INDIANA	TBA
	28	SOUTH CAROLINA	TBA
Oct.	5	at Alabama	TBA
	12	OPEN	
	19	at LSU	TBA
	26	GEORGIA	TBA
Nov.	2	MISSISSIPPI STATE	TBA
	9	VANDERBILT	TBA
	16	at Cincinnati	TBA
	23	at Tennessee	TBA



The Outlook

Cats Go For Back-To-Back Winning Seasons



Rome wasn't built in a day, and neither is a Division I-A college football program.

But there's no question that the 1994 University of Kentucky Wildcats are standing on a firmer foundation, thanks to the success of their immediate predecessors.

Kentucky compiled a 6-5 regular-season record in 1993, finished fourth overall in the Southeastern Conference, and played in the Peach Bowl, the school's first postseason appearance since 1984.

The success could have been greater. Four games were lost by less than a touchdown.

What is it going to take to win those close games and construct consecutive winning seasons for the first time since 1983-84?

In a word . . . toughness:

—the toughness to overcome the loss of 16 players who started five-or-more games a year ago;

—the toughness to overcome a sobering schedule. Six Wildcat opponents won at least eight games last year;

—the toughness to overcome the raised expectations of opponents. In 1994, Kentucky will be viewed with greater respect as a team that played in a bowl last year;

—the toughness to overcome the opponent when the game hangs in the balance.

"Last season made a very clear impression on anybody who is thoughtful and looks at these kinds of things," said Coach Bill Curry. "And what last season said is that we've gotten closer than most people imagined we could.

"But when it came down to the moment of truth we were not confident enough. So what we have done and will continue to do is build that toughness. It is time for us to grow up and believe in ourselves, and when we do that, then we will make those plays in the fourth quarter to win those games."

Fortunately for Curry and the Cats, a number of resources are available.

Ten players return who started at least five games last season. That's among a total of 48 returning lettermen.

The 1994 team appears to be the most athletic of Curry's five Kentucky squads.

Despite the team's relative youth, Curry believes that Strength Coach Mike Florence has the team strong enough to compete in the SEC.

And there's good continuity among the assistant coaches. The staff returns intact after three new assistants came on board a year ago.

Among the new assistants in 1993 was defensive coordinator Mike Archer, whose enthusiasm helped spark the Wildcats to a new level of hard-nosed, aggressive play. Archer's expertise and enthusiasm should again be invaluable in 1994. He has numerous holes to fill, including the sizeable gaps left by the graduation of All-SEC linebacker Marty Moore and All-SEC strong safety Marcus Jenkins. Six sophomores are in the tentative starting lineup entering fall practice. Fortunately, the 22 returning defensive lettermen are well-distributed among the various positions.

Experience also will be a premium on offense, as coordinator Daryl Dickey must find a new quarterback, decide among a new set of receivers, and rebuild the offensive line. Dual-sport star Pookie Jones, a three-year starter at quarterback, has taken his talents to professional baseball. A quartet of talented but inexperienced QBs are vying for the position.

The new quarterback may be throwing the ball more. Dickey has installed additional variations of Kentucky's Stack-I offense with the intention of beefing up the passing game.

The Wildcat running attack, which ranked 24th nationally last season with more than 200 yards per game, could be solid again. Sophomore halfback Moe Williams is the SEC's leading returning rusher after gaining 928 yards last season. Fellow sophomore Donnell Gordon showed plenty of ability last year as Williams' understudy at halfback. Daymon Carter, a junior college All-American, hopes to quickly establish himself in the SEC. Steady fullback Damon Hood provides blocking power and tough yardage up the middle.

Any offense goes only as far as the line will take it, and for the second year in a row, Kentucky must replace four starters from the forward wall. The few veterans, such as tackle Mark Askin, tackle Aaron Purdie, and guard Barry Jones, must lead an unproven group of hopefuls in the line.

Kentucky will be challenged by one of the most ambitious schedules in school history. The slate features six opponents that won eight-or-more games last season. The young team has five games in the month of September against a crew of opponents that totaled a 43-16 record a year ago.

Indeed, the foundation is being built, and the 1994 Wildcats will need every bit of toughness they can muster in order to keep the construction progressing.

Kentucky Offensive Coaching Staff

Daryl Dickey - Coordinator/Quarterbacks
Ray Dorr - Running Backs
Tommy Limbaugh - Asst. Head Coach/ Tight Ends/Recruiting Coordinator
Joker Phillips - Receivers
Don Riley - Offensive Line
Mike Griffiths - Graduate Assistant

Kentucky's 1994 offensive scheme will change significantly from 1993 as the Wildcats plan to balance their attack with more passing, as they did in the Peach Bowl ... However, Kentucky has a backfield that includes two of the best young running backs in the SEC, a senior fullback and a junior college standout, so don't look for the Cats to abandon the running game ... UK will return to the Stack-I as its base formation and add multiple sets to enhance the passing game ... UK's rushing attack, which ranked 24th nationally last season and finished third in the conference, features the SEC's leading returning rusher in Moe Williams ... The offense returns 23 lettermen, including five who started at least five games for the Wildcats ... Below is a glance at the 1994 Kentucky offense with comments from offensive coordinator Daryl Dickey.

Dickey . . .

"The biggest and most drastic improvement we have to make is in the passing game. We must be able to throw the football to create balance in our offense. We would like to maintain the rushing yardage from last year, 210.5 yards a game, and increase the passing yardage 100 percent. We want to average 200 yards passing and 200 yards rushing next season. If you look at the people who are winning consistently in our conference, you'll find that they are averaging 400 yards on offense.

"The Peach Bowl, because of the time we had to prepare for it, gave us some opportunities to explore some avenues that would lead into the 1994 season. Some of the things that we did in the Peach Bowl proved to be very successful and sound schemes. Some of those schemes you'll see this year and some you won't see. We anticipate having a wide-open offense. Is it the Peach Bowl offense? I don't know. It will vary from game-to-game based on our opponent."

SPLIT END

3	Randy Wyatt	5-10	175	Sr-1L
9	Jaysuma Simms	6-0	175	So-1L
6	Kio Sanford	5-11	170	Fr-RS
23	Donnie Redd	5-7	178	Sr-3L

The Wildcats face the unenviable task of replacing four of their top five receivers, including the popular "Mighty Mites" receiving corps of Mark Chatmon, Tim Calvert and Troy Hobbs ... Senior **Randy Wyatt**, who saw some action last season in the Wildcats backfield, moves exclusively outside this season ... Wyatt's breakaway speed and athletic ability make him a threat every time he touches the ball ... Wyatt is the squad's top returning receiver with 13 catches for 64 yards ... Sophomore **Jaysuma Simms** started one game last season and caught two passes for 50 yards ... He added 22 yards rushing on two reverses ... Redshirt freshman **Kio Sanford** is a promising young receiver who made a name for himself on the scout team last year ... After a solid spring, he has positioned himself to see plenty of action ... Senior **Donnie Redd** has moved to split end for his senior season because of the talented stable of UK running backs ... Redd was second on the squad during spring drills with eight catches for 99 yards.

FLANKER

13	Leon Smith	5-10	176	Jr-1L
27	Clyde Rudolph	5-7	173	Sr-3L
91	Jebron Farah	5-11	172	Jr-Sq
84	Mark Mason	5-10	165	Fr-RS

Junior **Leon Smith** and senior **Clyde Rudolph** lead a talented group of flankers ... Smith earned his first letter as the long snapper in 1993 but will see most of his action at flanker in '94 ... He caught two passes for 48 yards and a TD during spring drills ... Rudolph, a five-time track All-American, is probably the fastest Wildcat and the best deep threat ... He caught only two passes in '93 but one was a 44-yarder against Georgia ... Junior **Jebron Farah** and redshirt freshman **Mark Mason** made progress during the spring.

Dickey . . .

"We're not quite as experienced in this position as we were last year, but I think our talent level has improved. Randy Wyatt and Kio Sanford are tremendous talents and will be with this group full-time. Clyde Rudolph is a world-class sprinter, Jaysuma Simms is a durable player who saw action last year, Donnie Redd will add depth this year, and Leon Smith is starting to come into his own. We have a good group of players."

TACKLE

76	Mark Askin	6-5	293	Sr-3L
72	Aaron Purdie	6-5	280	Sr-3L
71	Rob Reynolds	6-6	300	Fr-RS
60	Scott Crosley	6-3	265	Jr-1L
62	Quincy Murdock	6-1	277	So-Sq
73	Cliff Bailey	6-4	280	Fr-RS

The Wildcats offensive line lost four starters from a year ago, including junior Chris Page, who was forced to give up football after a degenerative disc was discovered in his back ... Senior **Mark Askin** is the most experienced lineman returning, having started every game the last two seasons at right tackle ... **Aaron Purdie**, started five games, including the Peach Bowl, at left tackle last year ... Purdie now has completed a full year at offensive tackle, after moving over from defense during the spring of '93 ... Redshirt freshman **Rob Reynolds** has the size and ability to be a standout tackle in the SEC if he continues to get quicker ... Other capable players include junior **Scott Crosley**, who missed the entire spring season with an injury, sophomore **Quincy Murdock** and redshirt freshman **Cliff Bailey**.

GUARD

69	Barry Jones	6-5	286	Jr-2L
65	John Schlarman	6-2	281	Fr-RS
66	Andy Britt	6-4	270	Jr-2L
78	J.D. Reed	6-1	241	Fr-RS
75	Brandon Jackson	6-4	315	Fr-RS

Barry Jones is the most experienced player returning at guard ... Jones, who has two years of playing experience, was No. 1 on the depth chart last fall before an injury sidelined him ... He returned after the first game and spelled the starters the rest of the way ... Redshirt freshman **John Schlarman** earned UK's Outstanding Offensive Scout Team honor last fall after switching from defensive tackle ... Schlarman could fight his way into a starting position ... Junior **Andy Britt** was expected to start in '94 but tore his ACL during the spring and is rehabilitating ... Redshirt freshmen **J.D. Reed** and **Brandon Jackson** are quality guards who need experience.

CENTER

57	Dan Caruthers	6-3	253	Sr-1L
63	Adam Kane	6-4	264	So-Sq
61	DeAnthony Honaker	6-1	286	So-Sq



Speedy flanker Clyde Rudolph is a five-time track All-American.

1994 Kentucky Wildcats Football

Senior **Dan Caruthers**, who started a game last season and saw action in five, heads the list of candidates to replace graduated center Wes Jackson ... Sophomore **Adam Kane**, a transfer from Notre Dame, must stay healthy to fight for the starting job because back problems have kept him from needed practice time ... Sophomore **DeAnthony Honaker** gained valuable experience during spring drills.

Dickey . . .

"The offensive line is our biggest challenge at this point. We have to find eight, maybe nine, guys who are going to be able to compete in the Southeastern Conference every week. We have three guys who have played a lot — Aaron Purdie, Mark Askin and Barry Jones. Dan Caruthers did not see significant playing time but should be considered a veteran. So after these four, we have to come up with five other players who are going to be able to compete at our level and be a solid unit.

"For our incoming freshmen to come in and help on the line right away would be a bonus. We signed some tremendous talent, but the hardest thing for a lineman to do is to come out of high school and be able to play immediately. Hopefully we can add some depth with a few of them."

TIGHT END

89	Corey Reeves	6-3	239	Sr-3L
82	Chris Davis	6-7	273	So-1L
88	Darrin Clark	6-5	241	Fr-RS

The Wildcats' all-time third-leading receiver and starting tight end Terry Samuels has graduated but senior **Corey Reeves** and sophomore **Chris Davis** remain ... Reeves saw action in every game last year, starting one, and caught two passes for 12 yards ... Davis didn't catch a pass last year, but did appear in 10 games ... Redshirt freshman **Darrin Clark** has the physical size and tools to make an impact.

Dickey . . .

"We're excited about the tight end position. We're not quite as deep as we'd like to be but one of our incoming freshmen might be able to add depth. Corey Reeves is a three-year veteran who we expect to be a leader on the offense. Chris Davis is maturing now, trying to get stronger. And we also have Darrin Clark, another young player. We need some quality work out of this group."

QUARTERBACK

11	Jeff Speedy	6-2	186	So-1L
5	Antonio O'Ferral	5-10	180	Jr-2L
12	Matt Hobbie	5-11	180	Fr-RS
18	Billy Jack Haskins	6-1	190	Fr-RS

Pookie Jones, a three-year starter and Kentucky's second-ranked total offense leader of all time, has decided to forego his final football season after signing a major league baseball contract with the Colorado Rockies ... Sophomore **Jeff Speedy** and junior **Antonio O'Ferral** are bracketed at No. 1 entering fall camp, but coaches term the QB race "wide open" for redshirt freshmen **Matt Hobbie** and **Billy Jack Haskins** as well ... Speedy, who played in three games last season as UK's No. 3 QB, completed one pass for eight yards ... During the spring, he completed 17-of-40 passes for 124 yards and two TDs and was named UK's Most Improved Offensive Back ... Junior Antonio O'Ferral moved to free safety before spring drills but returned to QB soon after ... O'Ferral, who was the No. 2 QB last season, led UK to two come-from-behind victories (South Carolina and East Carolina) ... Hobbie spent last fall on the scout team, where he showed tremendous potential ... He connected on 16-of-34 passes for 109 yards and a TD during spring drills and showed exceptional scrambling ability ... Hobbie once again took time off during the summer to compete in minor league baseball for the Cleveland Indians ... Haskins, who missed almost the entire '93 season while rehabilitating from shoulder surgery, came back to complete 7-of-8 passes for 86 yards and a TD in the Blue-White Scrimmage.



Junior guard Barry Jones should be a leader on the young offensive line.

Dickey . . .

"We're going to have a very interesting battle when we start fall camp with four quarterbacks fighting for the position. Going into fall camp the QB position is wide open and we won't count anybody out. Everybody has a strength and everybody has a weakness at this point and it will depend on how much progress each has made over the summer. I think at this point the front-runners would be Jeff Speedy and Antonio O'Ferral. But all four candidates have a shot at playing in the Louisville game."

FULLBACK

31	Damon Hood	6-1	233	Sr-3L
21	Ray McLaurin	6-0	191	So-1L
43	Michael Woodfork	6-1	208	So-1L

Three-year starter **Damon Hood** returns at fullback for the Wildcats ... Hood, who missed most of the spring with a turf toe injury, was the Cats' second-leading rusher last season, gaining 367 yards on 93 carries ... He averaged 4.0 yards per carry and scored three TDs ... He also caught seven passes for 54 yards ... Sophomores **Ray McLaurin** and **Michael Woodfork** will back up Hood ... McLaurin carried the ball 19 times for 51 yards in '93 and added 45 yards on nine carries during the spring ... Woodfork appeared in every game last year backing up Hood ... He carried the ball 19 times for 57 yards.

HALFBACK

10	Moe Williams	6-2	205	So-1L
28	Donnell Gordon	5-10	194	So-1L
29	Daymon Carter	6-2	220	Jr-JC

The UK coaching staff has a talented stable of halfbacks with **Moe Williams** and **Donnell Gordon**, joined by Junior College All-America **Daymon Carter** ... Williams, the conference's leading returning ground gainer, became UK's all-time leading freshman rusher for a season (928 yards) and a game (159 yards) while also proving he can catch the ball out of the backfield ... His five TDs were second most on the squad ... Williams earned AP second-team All-SEC honors and was voted to the *Knoxville News-Sentinel* All-Freshman team ... Entering the fall he has earned preseason All-SEC honors from *The Sporting News* and the *SEC Football Preview* ... Gordon also played for UK as a true freshman ... He appeared in nine games and rushed for 89 yards on 14 carries ... Gordon also returned kicks for the Cats, averaging 17.7 yards a return ... Carter broke all City College of San Francisco rushing records after gaining 3,230 yards on 377 carries with 42 TDs ... He led his squad to a two-year record of 20-2.

Dickey . . .

"Going into fall camp this appears to be the most solid position, but we'll see how it develops. We obviously have a lot of talent in Moe Williams, Donnell Gordon, Daymon Carter, and Damon Hood, who is a three-year starter. Michael Woodfork will add some depth at the fullback position and we're excited about Ray McLaurin at fullback. We have some numbers and we have potential, but potential doesn't prove anything. We have to create a cohesive unit and get them out there.

"If we play an 80-play game then we want the halfback to touch the ball 55 to 60 percent of the time. If you're going to do that then you need three good ones, which means they're going have the ball 15-18 times each in a ball game. That's a lot of work for a halfback, but we're glad to have all three of ours and we're going to put them to use.

"We hope to at least maintain, if not improve, the running game numbers from last year — 210.5 yards a game, which was third in the conference. We would also like to have a 1,000-yard rusher this year. That is a big accomplishment and it says a lot about an offense when you can do that."

WINGBACK

85	Isaac Curtis, III	6-3	213	So-1L
38	Brent Brasher	6-2	185	Fr-RS

Sophomore **Isaac Curtis, III** should fill the void created by Alfonzo Browning's graduation ... He has comparable size and speed plus has a knack for getting open ... Curtis appeared in seven games last season ... Freshman **Brent Brasher** burst onto the scene during UK's spring practices ... Because of injuries to other players, Brasher saw a lot of action and capitalized with 134 yards rushing and three TDs on 35 carries.

Dickey . . .

"In addition to playing wingback, Isaac Curtis will be a flex tight end, which basically means he will be an additional receiver in a three-wide scheme. We are really excited about Isaac's potential and the growth he has made. He could make huge contributions this year."

KENTUCKY DEFENSIVE COACHING STAFF

Mike Archer - Coordinator/Linebackers
Bill Glaser - Defensive Line/ Special Teams Coordinator
Rick Smith - Defensive Backs
David Turner - Defensive Ends
Chip Beake - Graduate Assistant

Kentucky's defense, under the direction of coordinator Mike Archer, improved from last in the conference in 1992 to seventh in the SEC and 37th nationally ... The 195 points Kentucky surrendered were the fewest since the 1987 squad gave up 189 ... And for the first time since 1987 and just the fourth time since 1965, UK recorded two shutouts ... The Wildcats finished second in the conference with 20 interceptions ... 22 lettermen return to the defense but only five were starters last year ... Below is a glance at the UK defense with comments from coordinator Mike Archer.

Archer . . .

"Going into the spring we had to replace eight starters, and from an experience standpoint, that is a big concern. From the standpoint of finding the best 11 players, we think we have that straightened out. Inexperience will be a factor, but we can't change that. We are trying to build things around Howard Carter, Robert Stinson and Melvin Johnson, who all started a bunch of games for us last year.

"Positives for us will be our athletic ability, retention of the system and our big-play capability.

"Once again we'll be in a base 4-3, but we put some new things in this spring. We're trying to take advantage of some of our people, such as



Head Coach Bill Curry (upper left), defensive coordinator Mike Archer (upper right), and offensive coordinator Daryl Dickey lead the Wildcats in 1994.

Donte' Key, Howard Carter and the defensive backs. There will be some new things added to the package. We'll do some things better than we did last year, like rushing the passer.

"This defense has an opportunity to be better than last year's defense. It's the players' second year in the system, and they have more athletic ability, speed and quickness. Whether we'll be better statistically, I don't know. But, I think we could be better as a defense. To me, the bottom line is whether you win or lose and I think we can win some games this year, defensively, with the big-play people we have."

DEFENSIVE END

54	Kurt Supe	6-3	240	So-1L
55	Jeff Tanner	6-2	240	So-1L
92	Robert Harris	6-4	247	Sr-1L
53	Howard Carter, Jr.	6-4	245	Sr-2L
47	Chris Ward	6-4	248	So-1L
51	Kareem Dailey	6-3	236	Fr-RS

Defensive end should be a strong position for the Wildcats even though standout Zane Beehn has graduated to the NFL ... Four players return with experience, including **Howard Carter, Jr., Chris Ward, Kurt Supe** and **Jeff Tanner** ... Carter, a senior, missed the spring to recover from shoulder surgery, but could be one of the top ends in the SEC ... Ward, Supe and Tanner are sophomores who earned plenty of experience in '93 ... Ward tallied 12 tackles last year with one sack and another TFL while both Supe and Tanner had excellent springs ... Supe was awarded the Defensive Make-A-Difference Award during the spring ... **Robert Harris**, who was a tight end in '92, returns to the Wildcats after missing the 1993 season to concentrate on academics ... Harris' pass-rushing ability has impressed coaches ... Redshirt freshman **Kareem Dailey** has moved to end from the linebacker slot.

Archer -

"We will miss Zane Beehn because late in the year Zane took his game to a different level. The bigger the game, the better Zane played. We're hopeful Howard Carter will become that guy. Howard did not practice in the spring but we are counting on him being healthy. He has played a lot of football and has great talent. We feel good enough about the end position that we moved Mike Schlegel inside to play tackle, which was a critical move for us. Jeff Tanner had a great spring and he does some things with his pass rush that will help us. Robert Harris has the body and the skills to be a good player. Chris Ward and Kurt Supe, both sophomores, played a lot of football for us last year. We have some numbers to work with and we have a returning starter in Howard Carter who will provide leadership for us."

DEFENSIVE TACKLE

97	Mike Schlegel	6-5	251	Jr-2L
98	Roger Sullivan	6-4	277	Sr-3L
94	Robert Stinson	6-4	283	Sr-3L
91	Bill Verdonk	6-3	240	Fr-RS
68	Thad Corbin	6-3	245	Fr-RS

Replacing Jon Collins, who finished sixth on the team in tackles despite missing the last two games, and Billy Lofton will be a tough task ... Having **Robert Stinson, Roger Sullivan** and **Mike Schlegel** back makes it a lot easier ... Stinson started seven games last year, tallying 34 tackles, a sack and two TFLs ... Sullivan recorded 17 stops in '93 with two TFLs and Schlegel

moved to tackle for the Peach Bowl and looked like a natural there ... His quickness should help the Wildcats' pass rush ... Redshirt freshmen **Bill Verdonk** and **Thad Corbin** will add needed depth.

Archer . . .

"Robert Stinson, Roger Sullivan and Mike Schlegel will be counted on to play a lot but we need to develop a fourth and fifth tackle. Right now it's going to be one of the two walk-ons, Bill Verdonk or Thad Corbin. Mike Schlegel gives us an element inside that we did not have. With his height and quickness he should be able to put pressure on a quarterback from inside. Jon Collins played tremendously for us last year, but with his height he wasn't a factor in the passing lanes. Schlegel, at 6-5, Sullivan, who has done a great job in the weight room, and Stinson, who is a blue-collar guy who has played a lot of football for us, will be big factors."

BUCK LINEBACKER

87	Donte' Key	6-3	220	Jr-2L
48	David Snardon	6-2	229	Jr-2L
44	David Ginn	6-5	205	Fr-RS

Junior **Donte' Key** has spent time the last two seasons at linebacker and end and the coaches have settled on his potential at linebacker ... In '93, Key tallied 24 tackles with a tackle-for-loss and a pass deflection ... His speed and agility give UK's defense another "big play" threat ... Junior **David Snardon** has nine career starts and will battle Key for starting honors ... Snardon was slowed last season by nagging injuries after an outstanding freshman campaign ... He finished with 33 tackles and an interception ... Redshirt freshman **David Ginn** missed almost the entire '93 season rehabilitating a shoulder injury ... He did return for spring drills but still needs experience.

MIKE LINEBACKER

56	Matt Neuss	6-2	223	Jr-1L
58	Mike Schellenberger	6-0	237	So-1L
50	Chad Hudson	6-3	240	Fr-RS
37	Shane Ball	6-4	210	Sr-1L

Three-year starter and first-team All-SEC linebacker Marty Moore has left for the NFL, leaving junior **Matt Neuss** and sophomore **Mike Schellenberger** to fight for the right to replace him ... Neuss appeared in seven games last season before suffering a season-ending knee injury against Georgia ... He recovered well enough after surgery to compete in contact drills during the spring ... Schellenberger appeared in every game last year and logged plenty of minutes as a backup ... Redshirt freshman **Chad Hudson** and senior **Shane Ball** will fight for playing time.

WILL LINEBACKER

42	Eric Wright	5-8	202	So-1L
32	James Tucker	6-2	213	Jr-2L

Sophomore **Eric Wright** and junior **James Tucker** will see most of the playing time at Will linebacker ... Wright logged valuable minutes at linebacker last season, where he recorded 26 tackles, two sacks and four TFLs ... His quickness enabled him to make some outstanding plays behind the line of scrimmage ... Tucker earned UK's Outstanding Special Teams Award in 1993 and his play was inspiring during the spring when he was third on the squad with 19 tackles.

Archer . . .

"The three linebackers going into preseason camp will be Donte' Key at Buck, Eric Wright at Will and Matt Neuss, with the understanding that his knee is completely healed, at Mike. Backups will be David Snardon at Buck, Mike Schellenberger at Mike and James Tucker at Will. This group is a little less experienced but has more depth, athletic ability and speed. We will be a little inexperienced early, but Key, Wright, Neuss, Schellenberger and Snardon have all played a lot for us, if not as starters, as backups."



Junior linebacker David Snardon hopes to overcome the injuries that hampered his '93 campaign.

CORNERS

14	Steven Hall	6-1	208	Jr-3L
17	Van Hiles	6-0	175	So-1L
1	Kiyo Wilson	5-11	195	So-1L
4	Littleton Ward	5-9	162	Fr-RS
20	Carlos Collins	6-0	196	Jr-2L
2	Reggie Rusk	6-2	190	Jr-JC

Willie Cannon, Don Robinson and Adrian Sherwood, who had started a combined 60 games and had 11 letters between them, are gone ... Junior **Steven Hall** and sophomores **Van Hiles** and **Kiyo Wilson** will likely take their place ... Hall was a jack-of-all-trades for UK in '93 as he started five games at free safety and three at field corner while seeing action at every position in the defensive backfield ... He racked up 54 tackles, which was fourth on the team, and added two interceptions and three pass deflections ... He is Kentucky's leading returning tackler ... Hiles and Wilson appeared in every game in '93 and both showed signs of excellence ... They combined for 31 tackles and four pass deflections ... Hiles, a true freshman last season, is considered one of the best athletes on the team with "big-play" capability ... On special teams last year he was often the first player downfield to make the tackle ... His duties could also include punt returns next season ... Wilson improved a great deal as the season progressed ... Redshirt freshman **Littleton Ward** was the Defensive Scout Player of the Year in '93 and could crack the starting lineup ... **Carlos Collins** switches to corner after three years as a running back ... He was redshirted in 1993 after seeing action in 1991 and 1992 ... **Reggie Rusk**, a first-team junior college All-American, could see plenty of playing time as soon as he adjusts to the new system.

STRONG SAFETY

15	Leman Boyd	5-10	195	So-1L
8	George Harris	5-11	180	Jr-JC

The Wildcats must replace first team All-SEC safety Marcus Jenkins, who finished ninth in the nation with six interceptions ... Sophomore **Leman Boyd** and junior college transfer **George Harris** will battle for that right ... Boyd appeared in every game in '93, tallying 13 tackles and an interception ... Harris, an all-conference defensive back in junior college, racked up 19 tackles during spring drills — many of them notable hard hits ... Over two years at CCSF, Harris tallied 101 tackles and 14 interceptions.



Versatile defensive back Steven Hall hopes to settle at cornerback this season.

FREE SAFETY

25	Melvin Johnson	5-11	196	Sr-3L
39	Rob Manchester	6-0	194	Jr-2L

If senior All-America candidate **Melvin Johnson** can stay healthy an entire season he could be an exceptional player ... Even though he missed the first five games in 1993, he still finished fifth on the team in tackles with 49, a career-high 13 coming in the Tennessee game ... Junior **Rob Manchester**, who was UK's Most Valuable Defensive Walk-On during the spring, will back up Johnson ... Manchester appeared in every game in '93, mostly on special teams ... He returned a fumble for a TD during the Blue-White scrimmage.

Archer . . .

"Unquestionably our secondary will be our strongest asset this season. The aggressiveness, athletic ability and big-play capability of the secondary could make it even better than last season. Melvin Johnson, an All-America candidate at free safety, played a lot. Van Hiles played at corner as a true freshman and has big-play capability. Kiyo Wilson played quite a bit last year and Steven Hall, who played so many positions last year, was invaluable. At the strong safety, Leman Boyd played some last year but with George Harris coming in during the spring it created position competition and both of them got better. We have to find some depth at both safety positions, but overall our secondary will be sound."

SPECIAL TEAMS

Bill Glaser - Coordinator

The Wildcats' special teams had a tough year in 1993 as the squad ranked last in the conference in kickoff returns and punt returns ... The Cats ranked eighth in net punting with a 34.73 net average and the field goal kickers were good on only half of their tries ... The coaches feel they have solidified this area with the emergence of placekicker Brian Sivinski along with the return of punter Dan Ariza and punter/placekicker Nicky Nickels ... Below is a look at the UK special teams, with comments by special teams coordinator Bill Glaser.

Glaser . . .

"Our special teams emphasis will improve greatly in kick returns, punt returns and field goal efficiency. We have some holes to fill but we intend to get a lot better in those areas."

PLACEKICKER

41	Brian Sivinski	5-11	181	Jr-1L
19	Nicky Nickels	6-0	180	So-1L

The Wildcats placekickers were able to connect on only 9-of-18 attempts last season and none was longer than 34 yards ... Two of those kickers — Brent Claiborne and Juha Leonoff — are gone, but **Nicky Nickels** returns ... Last season, Nickels connected on 4-of-6 FGs, including the 29-yard game-winner against ECU ... Two of Nickels' FGs came in the Peach Bowl, one of them a 34-yarder ... Junior **Brian Sivinski** seemed to improve markedly last year during practice and was rewarded with the kickoff duties in the Peach Bowl ... He has emerged as the frontrunner for UK's placekicking duties ... He was good on 13-of-22 FGs during the spring, including a 49-yarder in the Blue-White Scrimmage.

Glaser . . .

"Brian Sivinski has been with us two years and really came on at the end of last year. It looks like he will be a much improved kicker next year, but he will be pushed by Nicky Nickels and Doug Clark, an outstanding kicker who we signed out of Tennessee."

PUNTER

18	Dan Ariza	5-11	180	Sr-1L
19	Nicky Nickels	6-0	180	So-1L
4	Ryan Prewitt	6-1	189	Jr-Sq

Senior **Dan Ariza** earned the punting job after the South Carolina game and finished the season with a 36.2-yard average ... He had seven punts of over 40 yards and nailed six inside the opponent's 20-yard line ... **Nickels**, who had a 38.2 yard average in '93, blasted a 68-yard punt against Indiana.

Glaser . . .

"Dan Ariza got a lot of valuable experience last year and punted well. His average wasn't great but he is unselfish and punted it inside the 20 many times for us. In punting, we are looking for more than average. We need hang time, distance and control and we believe Dan gives us all three."

PUNT RETURNS

6	Kio Sanford	5-11	170	Fr-RS
17	Van Hiles	6-0	175	So-1L
84	Mark Mason	5-10	165	Fr-RS

Kio Sanford and **Van Hiles** have the speed and "big-play" capability to break long returns ... Freshman **Mark Mason** also has shown some ability and could contend for the job.

Glaser . . .

"We lost all of our punt returners with the graduation of Matt Riazzi, Troy Hobbs and Mark Chatmon, so it will be wide open entering the fall. Kio Sanford and Van Hiles showed a lot of promise during the spring and either one of them could help us."

KICKOFF RETURN

27	Clyde Rudolph	5-7	173	Sr-3L
3	Randy Wyatt	5-10	175	Sr-1L
28	Donnell Gordon	5-10	194	So-1L
10	Moe Williams	6-2	205	So-1L
6	Kio Sanford	5-11	170	Fr-RS

Senior **Clyde Rudolph** led the Wildcats last year with 10 kickoff returns for 209 yards ... His average of 20.9 yards a return was second only to **Randy Wyatt's** 21.8-yard average among players returning ... Sophomore **Donnell Gordon** returned six kickoffs for 106 yards and a 17.7-yard average ... Coaches also tried **Moe Williams** and **Kio Sanford** during the spring and liked the results.

Glaser . . .

"We feel Randy Wyatt and Clyde Rudolph are a fine pair of kick returners, and, of course, Donnell Gordon has had some success."

Key Returning Players



MOE WILLIAMS

Halfback, 6-2, 205, Sophomore from Columbus, Ga. — Williams is perhaps one of the most talented running backs in the Southeastern Conference ... An All-American candidate ... The conference's returning rushing leader with 928 yards on 164 carries and five TDs ... Was chosen preseason first team All-SEC by the Birmingham News ... Kentucky's all-time freshman rushing leader ... His 928-yard season in 1993 ranks sixth all-time at Kentucky ... Was fourth among freshman rushers nationally ... His 70-yard TD run against Florida was the second longest rushing TD in the SEC last season ... Set a UK freshman record with 169 yards against Georgia.

RANDY WYATT

Split End, 5-10, 175, Senior from Paducah, Ky. — One of fastest players on the Kentucky roster ... Possesses game-breaking speed as shown last season against South Carolina ... Took a pitch and sprinted 65 yards for an electrifying TD against the Gamecocks ... Split time in 1993 between halfback and receiver but will move permanently to split end this season ... Is UK's leading returning receiver and should see the ball more this season ... His most important assets are his attitude and leadership.





DAMON HOOD

Fullback, 6-1, 233, Senior from Bowling Green, Ky. — A three-year returning starter for the Wildcats ... Possesses skills of great fullbacks — excellent blocker, breakaway speed and soft hands ... Has scored more TDs (nine) than any other current UK player ... Has amassed 909 career yards on 235 carries for a 3.9 yard-per-carry average ... Carried the ball nine times for 75 yards in a mud-drenched game against East Carolina ... A leader for Kentucky both on and off the field.

MARK ASKIN

Offensive Tackle, 6-5, 293, Senior from Louisville, Ky. — A three-year starter returning for the Wildcats ... Most experienced member of UK offensive line ... Kentucky's only three-time member of the SEC Academic Honor Roll ... Has improved his pass protection skills ... A large part in UK's nationally ranked (24th) rushing attack in 1993 ... Helped UK rush for more than 200 yards six times and more than 300 yards twice last season.



Key Returning Players



ROBERT STINSON

Defensive Tackle, 6-4, 283, Senior from Cadiz, Ky. — A two-year returning starter at defensive tackle ... Recorded 34 tackles, a 12-yard sack, two tackles-for-loss (-7) and added four pass deflections in 1993 ... Credited with four tackles in the Peach Bowl ... Plays the pass and run equally well.

STEVEN HALL

Cornerback, 6-1, 208, Junior from New Haven, Ind. — A versatile player who can play any position in the defensive backfield ... Squad's leading returning tackler with 54 stops, including 47 unassisted ... Added two interceptions and three pass deflections in '93 ... One of the reasons UK is developing a strong tradition of excellent defensive backs.



HOWARD CARTER, JR.

Defensive End, 6-4, 245, Senior from Dodge City, Kan. — A force at defensive end with the tools to be a great one ... Started last nine games and the Peach Bowl for Wildcats ... Credited with 22 tackles last season with two sacks (-6) and two tackles behind the line of scrimmage (-2) ... Added five tackles and a sack (-5) in the Peach Bowl.



MELVIN JOHNSON

Free Safety, 6-0, 198, Senior from Cincinnati, Ohio — All-American candidate ... One of hardest hitters in Southeastern Conference ... An intimidating tackler ... Earned UK's "Big Hitter" award three times ... UK's second-leading tackler returning despite missing first five games of the '93 season ... Managed 49 tackles, two for a loss (-2), in only six games ... Credited with 12 tackles in the Peach Bowl ... Has skills to become one of best defensive backs in the country if he can stay healthy.



Other Players To Watch

Donnell Gordon
Halfback, 5-10, 194, So-1L

Barry Jones
Offensive Guard, 6-5, 286, Jr-2L

Donte' Key
Linebacker, 6-3, 220, Jr-2L

Antonio O'Ferral
Quarterback, 5-10, 180, Jr-2L

Corey Reeves
Tight End, 6-3, 239, Sr-3L

Clyde Rudolph
Flanker, 5-7, 173, Sr-3L

Mike Schlegel
Defensive Tackle, 6-5, 251, Jr-2L

Jeff Speedy
Quarterback, 6-2, 186, So-1L

Roger Sullivan
Defensive Tackle, 6-4, 277, Sr-3L

Kentucky Alphabetical Roster

No.	Name	Pos	Ht	Wt	Cl-Exp	Hometown (High School/Previous College)
18	Dan Ariza	P	5-11	180	Sr-1L	Miami, Fla. (Christopher Columbus)
76	Mark Askin	OT	6-5	293	Sr-3L	Louisville (St. Xavier)
73	Cliff Bailey	OT	6-4	280	Fr-RS	Trezevant, Tenn. (McKenzie)
37	Shane Ball	LB	6-4	210	Sr-1L	Henderson (Henderson County)
	Carey Barlow	L	6-3	280	Fr-HS	Apopka, Fla. (Apopka)
	David Berringer	L	6-4	270	Fr-HS	Ft. Thomas (Highlands)
15	Leman Boyd	SS	5-10	195	So-1L	Bowling Green (High)
38	Brent Brasher	WB	6-2	185	Fr-RS	Providence (Webster County)
66	Andy Britt	OG	6-4	270	Jr-2L	Russellville (High)
29	Daymon Carter	B	6-2	220	Jr-JC	Henderson (Henderson County/CCSF)
53	Howard Carter, Jr.	DE	6-4	245	Sr-2L	Dodge City, Kansas (High/Coffeyville CC)
57	Dan Caruthers	C	6-3	253	Sr-1L	West Hills, Calif. (Saugus/Pasadena City College)
88	Darrin Clark	TE	6-5	241	Fr-RS	Coldiron (Bell County)
	Doug Clark	K	5-9	170	Fr-HS	Seymour, Tenn. (Seymour)
20	Carlos Collins	CB	6-0	196	Jr-2L	Cincinnati, Ohio (Moeller)
	Kris Comstock	L	6-8	285	Fr-HS	Apopka, Fla. (Apopka)
68	Thad Corbin	DT	6-3	245	Fr-RS	Springfield, Tenn. (High)
60	Scott Crosley	OT	6-3	265	Jr-1L	Carmel, Ind. (High)
	Marcus Cross	L	6-4	225	Fr-HS	Paducah (Tilghman)
24	Frank Crossman	CB	5-10	198	Fr-RS	Bolivar, N.Y. (High)
85	Isaac Curtis, III	WB	6-3	213	So-1L	Cincinnati, Ohio (Roger Bacon)
51	Kareem Dailey	DE	6-3	236	Fr-RS	Louisville (Jeffersontown)
	Carl Daley	FB	5-9	195	So-TR	Louisville (St. Xavier/Dayton)
82	Chris Davis	TE	6-7	273	So-1L	Roanoke, Ala. (Handley)
81	Harold Dennis	PK	5-9	165	So-Sq	Radcliff (North Hardin/Louisville)
	Phillip Donald	SS	5-8	196	Fr-RS	Lexington (Bryan Station)
91	Jebron Farah	FL	5-11	172	Jr-Sq	Carlisle (Nicholas County)
	Chris Ford	B	6-1	175	Fr-HS	Tallahassee, Fla. (FAMU)
22	Pierce Foster	HB	5-11	207	Jr-TR	Dayton, Ohio (Patterson Co-op/Georgia)
	Eric Fulcher	PK	5-10	160	Fr-RS	Louisville (Ballard)
83	John Gibson	DE	6-7	252	Fr-RS	Independence (Simon Kenton)
44	David Ginn	LB	6-5	205	Fr-RS	Cincinnati, Ohio (Elder)
28	Donnell Gordon	HB	5-10	194	So-1L	Pewee Valley (South Oldham)
14	Steven Hall	CB	6-1	208	Jr-3L	New Haven, Ind. (High)
77	Dude Harper	C	6-0	250	Sr-3L	Clemson, S.C. (Daniel)
8	George Harris	FS	5-11	180	Jr-JC	Oakland, Calif. (Oakland/CCSF)
	John Harris	L	6-4	235	Fr-HS	Jacksonville, Fla. (Raines)
92	Robert Harris	DE	6-4	247	Sr-1L	Brooksville, Fla. (Hernando/CCSF)
7	Billy Jack Haskins	QB	6-1	190	Fr-RS	Paducah (Tilghman)
17	Van Hiles	CB	6-0	175	So-1L	Baton Rouge, La. (Episcopal)
12	Matt Hobbie	QB	5-11	180	Fr-RS	Sarasota, Fla. (High)
61	DeAnthony Honaker	C	6-1	286	So-Sq	Pikeville (High)
31	Damon Hood	FB	6-1	233	Sr-3L	Bowling Green (Warren Central)
50	Chad Hudson	LB	6-3	240	Fr-RS	Lilburn, Ga. (Brookwood)
	Trevor Hypolite	B	6-2	195	Fr-HS	Rockledge, Fla. (Rockledge)
75	Brandon Jackson	OT	6-4	315	Fr-RS	Massillon, Ohio (Washington)
	Mark Jacobs	L	6-3	245	Fr-HS	Shalimar, Fla. (Choctawhatchee)
90	Nicholas Jerdon	TE	6-2	221	Jr-Sq	West Chester, Ohio (Lakota)
25	Melvin Johnson	FS	6-0	198	Sr-3L	Cincinnati, Ohio (St. Xavier)
69	Barry Jones	OG	6-5	286	Jr-2L	Fort Mitchell (Covington Catholic)
46	Raymond Jones	LB	5-8	191	So-1L	Lexington (Bryan Station)
63	Adam Kane	C	6-4	264	So-Sq	Osceola, Ind. (Penn/Notre Dame)
87	Donte' Key	LB	6-3	220	Jr-2L	Franklin (Franklin-Simpson)
	Jonas Liening	L	6-8	270	Fr-HS	Minster, Ohio (Minster)
	Marvin Major	L	6-3	267	Fr-HS	Elyria, Ohio (Elyria)

Kentucky Alphabetical Roster

No.	Name	Pos	Ht	Wt	Cl-Exp	Hometown (High School/Previous College)
39	Rob Manchester	SS	6-0	194	Jr-2L	Paducah (Tilghman)
	Tremayne Martin	B	6-1	180	Fr-HS	Apopka, Fla. (Apopka)
84	Mark Mason	FL	5-10	165	Fr-RS	Mayfield Village, Ohio (Walsh Jesuit)
	Jason McDonough	L	6-3	260	Fr-HS	Pittsburgh, Pa. (Woodland Hills)
21	Raymond McLaurin	FB	6-0	191	So-1L	Radcliff (North Hardin)
	Frank Mulder	CB	5-10	185	Jr-Sq	Versailles (Woodford County)
62	Quincy Murdock	OT	6-1	277	So-Sq	Amelia, Ohio (High)
56	Matt Neuss	LB	6-2	223	Jr-1L	Bellport, N.Y. (High)
19	Nicky Nickels	P-PK	6-0	180	So-1L	Lexington (Dunbar)
5	Antonio O'Ferral	QB	5-10	180	Jr-2L	East Patchogue, N.Y. (Bellport)
16	Ryan Prewitt	P	6-1	189	So-Sq	Middlesboro (High)
72	Aaron Purdie	OT	6-5	280	Sr-3L	Toledo, Ohio (E.L. Bowsher)
23	Donnie Redd	SE	5-7	178	Sr-3L	Danville (High)
78	J.D. Reed	OG	6-1	241	Fr-RS	Springfield (Washington County)
89	Corey Reeves	TE	6-3	239	Sr-3L	Corbin (High)
26	William Renuart	FS	6-2	185	So-1L	Coral Gables, Fla. (Gulliver)
71	Rob Reynolds	OT	6-6	300	Fr-RS	Fort Thomas (Highlands)
	Victor Rivers	L	6-4	285	Fr-HS	Atlanta, Ga. (Douglass)
27	Clyde Rudolph	FL	5-7	173	Sr-3L	Pensacola, Fla. (Booker T. Washington)
2	Reggie Rusk	B	6-2	190	Jr-JC	Texas City, Tex. (High/CCSF)
	Joey Sackett	L	6-3	265	Fr-HS	Tallahassee, Fla. (N. Fla. Christian)
6	Kio Sanford	SE	5-11	170	Fr-RS	Lexington (Bryan Station)
58	Mike Schellenberger	LB	6-0	237	So-1L	Louisville (St. Xavier)
65	John Schlarman	OG	6-2	281	Fr-RS	Fort Thomas (Highlands)
97	Mike Schlegel	DT	6-5	251	Jr-2L	Harahan, La. (Jesuit)
35	Tom Shropshire	SS	6-0	195	Fr-RS	Winchester (George Rogers Clark)
80	Tyler Siddens	SE	5-11	150	Fr-RS	Louisville (Ballard)
9	Jaysuma Simms	SE	6-0	175	So-1L	Providence (Webster County)
41	Brian Sivinski	PK	5-11	181	Jr-1L	Lexington (Henry Clay/Indiana)
	Andre' Smith	L	6-2	215	Fr-HS	Decatur, Ga. (Southwest DeKalb)
	Lamont Smith	L	6-2	215	Fr-HS	Middletown, Ohio (Lakota)
13	Leon Smith	FL	5-10	176	Jr-1L	Louisville (Trinity)
	Shawn Smith	B	6-3	195	Fr-HS	Tallahassee, Fla. (N. Fla. Christian)
48	David Snardon	LB	6-2	229	Jr-2L	Louisville (Male)
11	Jeff Speedy	QB	6-2	186	So-1L	Franklin, Tenn. (Brentwood Academy)
94	Robert Stinson	DT	6-4	283	Sr-3L	Cadiz (Trigg County)
64	Israel Stone	OT	6-2	255	So-Sq	Bardstown (Nelson County)
	Jeremy Streck	L	6-5	265	Fr-HS	Cincinnati, Ohio (Anderson)
98	Roger Sullivan	DT	6-4	277	Sr-3L	McKeesport, Pa. (High)
54	Kurt Supe	DE	6-3	240	So-1L	Cincinnati, Ohio (LaSalle)
55	Jeff Tanner	DE	6-2	240	So-1L	Marianna, Fla. (High)
	Jason Thomas	L	6-5	255	Fr-HS	Jacksonville, Fla. (Terry Parker)
32	James Tucker	LB	6-2	213	Jr-2L	Arlington, Texas (Lamar)
93	Bill Verdonk	DT	6-3	240	Fr-RS	Lake Forest, Ill. (High)
	Miguel Viera	B	6-2	227	Fr-HS	Medina, Ohio (Cloverleaf)
47	Chris Ward	DE	6-4	248	So-1L	Decatur, Ga. (Southwest DeKalb)
4	Littleton Ward	CB	5-9	162	Fr-RS	Lexington (Bryan Station)
	Ryan Wassil	L	6-6	290	Fr-HS	Orlando, Fla. (Edgewater)
	Mike Webster	L	6-6	220	Fr-HS	Independence (Simon Kenton)
10	Moe Williams	HB	6-2	205	So-1L	Columbus, Ga. (Spencer)
1	Kiyo Wilson	CB	5-11	195	So-1L	Paducah (Tilghman)
43	Michael Woodfork	FB	6-1	208	So-1L	Paducah (Tilghman)
42	Eric Wright	LB	5-8	202	So-1L	Massillon, Ohio (Washington)
3	Randy Wyatt	SE	5-10	175	Sr-1L	Paducah (Tilghman/Louisville)

Kentucky Numerical Roster

No.	Name	Pos	Ht	Wt	Cl-Exp	Hometown (High School/Previous College)
1	Kiyo Wilson	CB	5-11	195	So-1L	Paducah (Tilghman)
2	Reggie Rusk	B	6-2	190	Jr-JC	Texas City, Tex. (High/CCSF)
3	Randy Wyatt	SE	5-10	175	Sr-1L	Paducah (Tilghman/Louisville)
4	Littleton Ward	CB	5-9	162	Fr-RS	Lexington (Bryan Station)
5	Antonio O'Ferral	QB	5-10	180	Jr-2L	East Patchogue, N.Y. (Bellport)
6	Kio Sanford	SE	5-11	170	Fr-RS	Lexington (Bryan Station)
7	Billy Jack Haskins	QB	6-1	190	Fr-RS	Paducah (Tilghman)
8	George Harris	FS	5-11	180	Jr-JC	Oakland, Calif. (Oakland/CCSF)
9	Jaysuma Simms	SE	6-0	175	So-1L	Providence (Webster County)
10	Moe Williams	HB	6-2	205	So-1L	Columbus, Ga. (Spencer)
11	Jeff Speedy	QB	6-2	186	So-1L	Franklin, Tenn. (Brentwood Academy)
12	Matt Hobbie	QB	5-11	180	Fr-RS	Sarasota, Fla. (High)
13	Leon Smith	FL	5-10	176	Jr-1L	Louisville (Trinity)
14	Steven Hall	CB	6-1	208	Jr-3L	New Haven, Ind. (High)
15	Leman Boyd	SS	5-10	195	So-1L	Bowling Green (High)
16	Ryan Prewitt	P	6-1	189	So-Sq	Middlesboro (High)
17	Van Hiles	CB	6-0	175	So-1L	Baton Rouge, La. (Episcopal)
18	Dan Ariza	P	5-11	180	Sr-1L	Miami, Fla. (Christopher Columbus)
19	Nicky Nickels	P-PK	6-0	180	So-1L	Lexington (Dunbar)
20	Carlos Collins	CB	6-0	196	Jr-2L	Cincinnati, Ohio (Moeller)
21	Raymond McLaurin	HB	6-0	191	So-1L	Radcliff (North Hardin)
22	Pierce Foster	HB	5-11	207	Jr-TR	Dayton, Ohio (Patterson Co-op/Georgia)
23	Donnie Redd	SE	5-7	178	Sr-3L	Danville (High)
24	Frank Crossman	CB	5-10	198	Fr-RS	Bolivar, N.Y. (High)
25	Melvin Johnson	FS	6-0	198	Sr-3L	Cincinnati, Ohio (St. Xavier)
26	William Renuart	FS	6-2	185	So-1L	Coral Gables, Fla. (Gulliver)
27	Clyde Rudolph	FL	5-7	173	Sr-3L	Pensacola, Fla. (B.T. Washington)
28	Donnell Gordon	TB	5-10	194	So-1L	Pewee Valley (South Oldham)
29	Daymon Carter	B	6-2	220	Jr-JC	Henderson (Henderson County/CCSF)
31	Damon Hood	FB	6-1	233	Sr-3L	Bowling Green (Warren Central)
32	James Tucker	LB	6-2	213	Jr-2L	Arlington, Texas (Lamar)
35	Tom Shropshire	SS	6-0	195	Fr-RS	Winchester (George Rogers Clark)
37	Shane Ball	LB	6-4	210	Sr-1L	Henderson (Henderson County)
38	Brent Brasher	WB	6-2	185	Fr-RS	Providence (Webster County)
39	Rob Manchester	SS	6-0	194	Jr-2L	Paducah (Tilghman)
41	Brian Sivinski	PK	5-11	181	Jr-1L	Lexington (Henry Clay/Indiana)
42	Eric Wright	LB	5-8	202	So-1L	Massillon, Ohio (Washington)
43	Michael Woodfork	FB	6-1	208	So-1L	Paducah (Tilghman)
44	David Ginn	LB	6-5	205	Fr-RS	Cincinnati, Ohio (Elder)
46	Raymond Jones	LB	5-8	191	So-1L	Lexington (Bryan Station)
47	Chris Ward	DE	6-4	248	So-1L	Decatur, Ga. (Southwest DeKalb)
48	David Snardon	LB	6-2	229	Jr-2L	Louisville (Male)
50	Chad Hudson	LB	6-3	240	Fr-RS	Lilburn, Ga. (Brookwood)
51	Kareem Dailey	LB	6-3	236	Fr-RS	Louisville (Jeffersontown)
53	Howard Carter, Jr.	DE	6-4	245	Sr-2L	Dodge City, Kansas (High/Coffeyville CC)
54	Kurt Supe	DE	6-3	240	So-1L	Cincinnati, Ohio (LaSalle)
55	Jeff Tanner	DE	6-2	240	So-1L	Marianna, Fla. (High)
56	Matt Neuss	LB	6-2	223	Jr-1L	Bellport, N.Y. (High)
57	Dan Caruthers	C	6-3	253	Sr-1L	West Hills, Calif. (Saugus/Pasadena City College)
58	Mike Schellenberger	LB	6-0	237	So-1L	Louisville (St. Xavier)
60	Scott Crosley	OT	6-3	265	Jr-1L	Carmel, Ind. (High)
61	DeAnthony Honaker	C	6-1	286	So-Sq	Pikeville (High)
62	Quincy Murdock	OT	6-1	277	So-Sq	Amelia, Ohio (High)
63	Adam Kane	C	6-4	264	So-Sq	Osceola, Ind. (Penn/Notre Dame)
64	Israel Stone	OT	6-2	255	So-Sq	Bardstown (Nelson County)
65	John Schlarman	OG	6-2	281	Fr-RS	Fort Thomas (Highlands)
66	Andy Britt	OG	6-4	270	Jr-2L	Russellville (High)
68	Thad Corbin	DT	6-3	245	Fr-RS	Springfield, Tenn. (High)
69	Barry Jones	OG	6-5	286	Jr-2L	Fort Mitchell (Covington Catholic)
71	Rob Reynolds	OT	6-6	300	Fr-RS	Fort Thomas (Highlands)
72	Aaron Purdie	OT	6-5	280	Sr-2L	Toledo, Ohio (E.L. Bowsher)
73	Cliff Bailey	OT	6-4	280	Fr-RS	Trezevant, Tenn. (McKenzie)
75	Brandon Jackson	OT	6-4	315	Fr-RS	Massillon, Ohio (Washington)

Kentucky Numerical Roster

No.	Name	Pos	Ht	Wt	Cl-Exp	Hometown (High School/Previous College)
76	Mark Askin	OT	6-5	293	Sr-3L	Louisville (St. Xavier)
77	Dude Harper	C	6-0	250	Sr-3L	Clemson, S.C. (Daniel)
78	J. D. Reed	OG	6-1	241	Fr-RS	Springfield (Washington County)
80	Tyler Siddens	SE	5-11	150	So-Sq	Louisville (Ballard)
81	Harold Dennis	PK	5-9	165	So-Sq	Radcliff (North Hardin/Louisville)
82	Chris Davis	TE	6-7	273	So-1L	Roanoke, Ala. (Handley)
83	John Gibson	DE	6-7	252	Fr-RS	Independence (Simon Kenton)
84	Mark Mason	FL	5-10	165	Fr-RS	Mayfield Village, Ohio (Walsh Jesuit)
85	Isaac Curtis, III	WB	6-3	213	So-1L	Cincinnati, Ohio (Roger Bacon)
87	Donte' Key	LB	6-3	220	Jr-2L	Franklin (Franklin-Simpson)
88	Darrin Clark	TE	6-5	241	Fr-RS	Coldiron (Bell County)
89	Corey Reeves	TE	6-3	239	Sr-3L	Corbin (High)
90	Nicholas Jerdon	TE	6-2	221	Jr-Sq	West Chester, Ohio (Lakota)
91	Jebron Farah	FL	5-11	172	Jr-Sq	Carlisle (Nicholas County)
92	Robert Harris	DE	6-4	247	Sr-1L	Brooksville, Fla. (Hernando/CCSF)
93	Bill Verdonk	DT	6-3	240	Fr-RS	Lake Forest, Ill. (High)
94	Robert Stinson	DT	6-4	283	Sr-3L	Cadiz (Trigg County)
97	Mike Schlegel	DT	6-5	251	Jr-2L	Harahan, La. (Jesuit)
98	Roger Sullivan	DT	6-4	277	Sr-3L	McKeesport, Pa. (High)
	Carl Daley	FB	5-9	195	So-TR	Louisville (St. Xavier/Dayton)
	Phillip Donald	SS	5-8	196	Fr-RS	Lexington (Bryan Station)
	Eric Fulcher	PK	5-10	160	Fr-RS	Louisville (Ballard)
	Frank Mulder	CB	5-10	185	Jr-Sq	Versailles (Woodford County)

1994 FRESHMAN SIGNEES

Carey Barlow	L	6-3	280	Fr-HS	Apopka, Fla. (Apopka H.S.)
David Berringer	L	6-4	270	Fr-HS	Ft. Thomas (Highlands H.S.)
Doug Clark	K	5-9	170	Fr-HS	Seymour, Tenn. (Seymour H.S.)
Kris Comstock	L	6-8	285	Fr-HS	Apopka, Fla. (Apopka H.S.)
Marcus Cross	L	6-4	225	Fr-HS	Paducah (Tilghman H.S.)
Chris Ford	B	6-1	175	Fr-HS	Tallahassee, Fla. (FAMU H.S.)
John Harris	L	6-4	235	Fr-HS	Jacksonville, Fla. (Raines H.S.)
Trevor Hypolite	B	6-2	195	Fr-HS	Rockledge, Fla. (Rockledge H.S.)
Mark Jacobs	L	6-3	245	Fr-HS	Shalimar, Fla. (Choctawatchee H.S.)
Jonas Liening	L	6-8	270	Fr-HS	Minster, Ohio (Minster H.S.)
Marvin Major	L	6-3	267	Fr-HS	Elyria, Ohio (Elyria H.S.)
Tremayne Martin	B	6-1	180	Fr-HS	Apopka, Fla. (Apopka H.S.)
Jason McDonough	L	6-3	260	Fr-HS	Pittsburgh, Pa. (Woodland Hills H.S.)
Victor Rivers	L	6-4	285	Fr-HS	Atlanta, Ga. (Douglass H.S.)
Joey Sackett	L	6-3	265	Fr-HS	Tallahassee, Fla. (N. Fla. Christian H.S.)
Andre' Smith	L	6-2	215	Fr-HS	Decatur, Ga. (Southwest DeKalb H.S.)
Lamont Smith	L	6-2	215	Fr-HS	Middletown, Ohio (Lakota H.S.)
Shawn Smith	B	6-3	195	Fr-HS	Tallahassee, Fla. (N. Fla. Christian H.S.)
Jeremy Streck	L	6-5	265	Fr-HS	Cincinnati, Ohio (Anderson H.S.
Jason Thomas	L	6-5	255	Fr-HS	Jacksonville, Fla. (Terry Parker H.S.)
Miguel Viera	B	6-2	227	Fr-HS	Medina, Ohio (Cloverleaf H.S.)
Ryan Wassil	L	6-6	280	Fr-HS	Orlando, Fla. (Edgewater H.S.)
Mike Webster	L	6-6	220	Fr-HS	Independence (Simon Kenton H.S.)

Pronunciation Guide

Dan Ariza – ah-REE-zah

Jebron Farah – juh-BRON

DeAnthony Honaker – HON-uh-kur

Trevor Hypolite – HIP-o-lite

Jonas Liening – LINE-ing

Matt Neuss – same as "noose"

William Renuart – REN-yu-art

Kio Sanford – KEE-yo

Mike Schlegel – SCHLAY-gull

Tom Shropshire – SHROP-shur

Jaysuma Simms – jay-SU-mah

Israel Stone – IS-ray-ul

Kurt Supe – same as "soupy"

Bill Verdonk – ver-DONK

Ryan Wassil – WASS-ul

Kiyo Wilson – KEE-yo

Offensive Depth Chart

1 | 0 2 | 0 3 | 0 4 | 0



Split End

3	Randy Wyatt	5-10	175	Sr-1L
9	Jaysuma Simms	6-0	175	So-1L
6	Kio Sanford	5-11	170	Fr-RS
23	Donnie Redd	5-7	178	Sr-3L

Left Tackle

72	Aaron Purdie	6-5	280	Sr-3L
71	Rob Reynolds	6-6	300	Fr-RS

Left Guard

69	Barry Jones	6-5	286	Jr-2L
65	John Schlarman	6-2	281	Fr-RS
78	J.D. Reed	6-1	241	Fr-RS

Halfback

10	Moe Williams	6-2	205	So-1L
28	Donnell Gordon	5-10	194	So-1L
29	Daymon Carter	6-2	220	Jr-JC

Fullback

31	Damon Hood	6-1	233	Sr-3L
21	Ray McLaurin	6-0	191	So-1L
43	Michael Woodfork	6-1	208	So-1L

Center

57	Dan Caruthers	6-3	253	Sr-1L
63	Adam Kane	6-4	264	So-Sq
61	DeAnthony Honaker	6-1	286	So-Sq

Wingback

85	Isaac Curtis, III	6-3	213	So-1L
38	Brent Brasher	6-2	185	Fr-RS

Quarterback

11	Jeff Speedy	6-2	186	So-1L
5	Antonio O'Ferral	5-10	180	Jr-2L
12	Matt Hobbie	5-11	180	Fr-RS
18	Billy Jack Haskins	6-1	190	Fr-RS

Right Guard

66	Andy Britt	6-4	270	Jr-2L
75	Brandon Jackson	6-4	315	Fr-RS

Right Tackle

76	Mark Askin	6-5	293	Sr-3L
60	Scott Crosley	6-3	265	Jr-1L
62	Quincy Murdock	6-1	277	So-Sq
73	Cliff Bailey	6-4	280	Fr-RS

Placekicker

41	Brian Sivinski	5-11	181	Jr-1L
19	Nicky Nickels	6-0	180	So-1L

Tight End

89	Corey Reeves	6-3	239	Sr-3L
82	Chris Davis	6-7	273	So-1L
88	Darrin Clark	6-5	241	Fr-RS

Flanker

13	Leon Smith	5-10	176	Jr-1L
27	Clyde Rudolph	5-7	173	Sr-3L
91	Jebron Farah	5-11	172	Jr-Sq
84	Mark Mason	5-10	165	Fr-RS

1 | 0 2 | 0 3 | 0 4 | 0

Defensive Depth Chart

4|0 3|0 2|0 1|0

Right Defensive End

55	Jeff Tanner	6-2	240	So-1L
53	Howard Carter, Jr.	6-4	245	Sr-2L
47	Chris Ward	6-4	248	So-1L



Right Defensive Tackle

98	Roger Sullivan	6-4	277	Sr-3L
91	Bill Verdonk	6-3	240	Fr-RS



Left Defensive Tackle

97	Mike Schlegel	6-5	251	Jr-2L
94	Robert Stinson	6-4	283	Sr-3L
68	Thad Corbin	6-3	245	Fr-RS



Left Defensive End

54	Kurt Supe	6-3	240	So-1L
92	Robert Harris	6-4	247	Sr-1L
51	Kareem Dailey	6-3	236	Fr-RS





Weak Corner

14	Steven Hall	6-1	208	Jr-3L
1	Kiyo Wilson	5-11	195	So-1L
20	Carlos Collins	6-0	196	Jr-2L



Will Linebacker

42	Eric Wright	5-8	202	So-1L
32	James Tucker	6-2	213	Jr-2L

Free Safety

25	Melvin Johnson	6-0	198	Sr-3L
39	Rob Manchester	6-0	194	Jr-2L





Mike Linebacker

56	Matt Neuss	6-2	223	Jr-1L
58	Mike Schellenberger	6-0	237	So-1L
50	Chad Hudson	6-3	240	Fr-RS
37	Shane Ball	6-4	210	Sr-1L

Strong Safety

15	Leman Boyd	5-10	195	So-1L
8	George Harris	5-11	180	Jr-JC





Buck Linebacker

87	Donte' Key	6-3	220	Jr-2L
48	David Snardon	6-2	229	Jr-2L
44	David Ginn	6-5	205	Fr-RS



Punter

18	Dan Ariza	5-11	180	Sr-1L
19	Nicky Nickels	6-0	180	So-1L
4	Ryan Prewitt	6-1	189	Jr-Sq

Strong Corner

17	Van Hiles	6-0	175	So-1L
4	Littleton Ward	5-9	162	Fr-RS
2	Reggie Rusk	6-2	190	Jr-JC



4|0 3|0 2|0 1|0

Roster Breakdown/Spring Awards

Players from...

Kentucky	**48**
Louisville	8
Paducah	6
Lexington	6
Fort Thomas	3
Bowling Green	2
Henderson	2
Independence	2
Providence	2
Radcliff	2
Bardstown	1
Cadiz	1
Carlisle	1
Coldiron	1
Corbin	1
Danville	1
Fort Mitchell	1
Franklin	1
Middlesboro	1
Pewee Valley	1
Pikeville	1
Russellville	1
Springfield	1
Versailles	1
Winchester	1

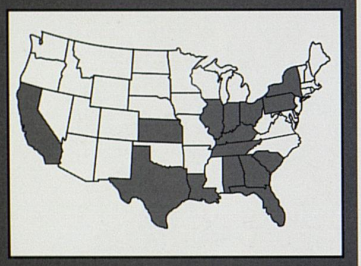

Other States	**61**
Ohio	17
Florida	17
Georgia	5
Tennessee	4
New York	3
Indiana	3
Texas	2
California	2
Louisiana	2
Pennsylvania	2
Alabama	1
Illinois	1
Kansas	1
South Carolina	1

BREAKDOWN BY CLASS

Seniors	16
Juniors	21
Sophomores	26
Freshmen	46
Total	110

Lettermen Returning

Offense - 23

Quarterbacks
Antonio O'Ferral**
Jeff Speedy*

Running Backs
Donnell Gordon*
Damon Hood***
Ray McLaurin*
Moe Williams*
Michael Woodfork*

Wide Recievers
Isaac Curtis, III*
Donnie Redd***
Clyde Rudolph***
Jaysuma Simms*
Leon Smith*
Randy Wyatt*

Tight Ends
Chris Davis*
Corey Reeves***

Centers
Dan Caruthers*
Dude Harper***

Guards
Andy Britt**
Barry Jones**

Tackles
Mark Askin***
Scott Crosley*
Aaron Purdie***

Defense - 22

Ends
Howard Carter, Jr.**
Robert Harris*
Kurt Supe*
Jeff Tanner*
Chris Ward*

Tackles
Mike Schlegel**
Robert Stinson***
Roger Sullivan***

Linebackers
Raymond Jones*
Donte' Key**
Matt Neuss*
Mike Schellenberger*
David Snardon**
James Tucker**
Eric Wright*

Backs
Leman Boyd*
Steven Hall***
Van Hiles*
Melvin Johnson***
Rob Manchester**
William Renuart*
Kiyo Wilson*

Specialists - 3

Kickers
Nicky Nickels*
Brian Sivinski*

Punters
Dan Ariza*

Lettermen Lost

Offense - 14

Quarterbacks
Pookie Jones***

Running Backs
Alfonzo Browning**
Chad Hayes*
Geoff Heard*
Darren Murray**
Matt Riazzi****

Wide Recievers
Tim Calvert***
Mark Chatmon***
Troy Hobbs***

Tight Ends
Terry Samuels****

Centers
Wes Jackson***

Tackles
Chris Page**

Guards
David Parks***
Barry Rich***

Defense - 14

Ends
Zane Beehn****

Tackles
Jim Brown*
Jon Collins***
Billy Lofton**

Linebackers
Steve Berry**
Darryl Conn****
Marty Moore****
Duce Williams****

Backs
Willie Cannon***
Marcus Jenkins**
Cale Langford**
Don Robinson****
Salim Shahid***
Adrian Sherwood****

Specialists - 3

Kickers
Brent Claiborne*
Juha Leonoff*
Dan Thompson*

** Letters won*

Players who started at least five games last season are underlined.

1994 SPRING FOOTBALL AWARDS

Most Improved Offensive Lineman ..... Andy Britt and DeAnthony Honaker
Most Improved Offensive Back ..... Jeff Speedy
Most Improved Wide Receiver ..... Jaysuma Simms
Most Improved Defensive Lineman ..... Roger Sullivan
Most Improved Linebacker ..... Eric Wright
Big Hitter ..... Melvin Johnson

Make-A-Difference Award

Offense ..... Moe Williams
Defense ..... Kurt Supe and Van Hiles

Leadership Award

Offense ..... Barry Jones
Defense ..... Steven Hall

Most Valuable Walk-On

Offense ..... Trent DiGiuro
Defense ..... Rob Manchester
CATS Academic All-Around Student ..... Jeff Tanner and Frank Williams

The Coaches





Head Coach BILL CURRY
(Georgia Tech, 1965)

THEY SAID IT COULDN'T BE DONE...

BY DAVID KOBUSZEWSKI, MEDIA RELATIONS ASSISTANT

They said it couldn't be done. They said he was crazy to try. Football in Kentucky? No way. UK could never become competitive in the monstrous Southeastern Conference, a conference that has produced 12 national championship teams through the years. You can't recruit good athletes at Kentucky, they said. The only sport that matters there is the one James Naismith invented and Adolph Rupp perfected. Football can never succeed at a school like Kentucky, they said. They were wrong.

Bill Curry said it could and it has. In continuing with his tradition of rebuilding struggling programs, Curry has turned things around at Kentucky. In just four seasons, Curry has led Kentucky to a fourth-place finish in the SEC, its best since 1977, and a Peach Bowl berth, the school's first bowl in nine years. But Curry has done more than just win at Kentucky.

"I'd like to say that I'm a person that really lives to serve young people," said Curry, a 1965 graduate of Georgia Tech. "It is my wish to have every single one of them be the best they can be in every aspect of their lives, and that certainly includes a championship football program. When we're successful with that, then we build a program which would not require my presence or any one person's presence. It would just be understood that we are into championships and championship people."

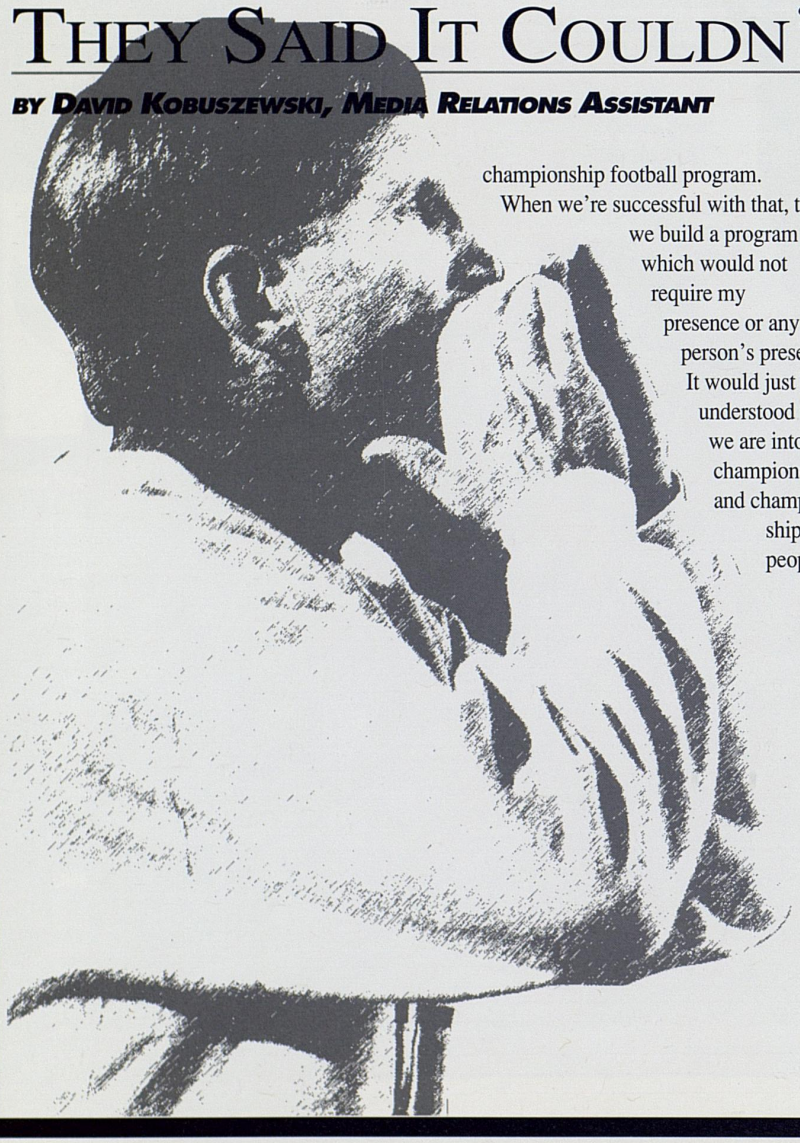

Curry's first rebuilding took place at his alma mater Georgia Tech, where he took over the reigns of the Yellow Jacket program in 1980 as a first-year collegiate head coach. During the 1985 season, Georgia Tech posted a 9-2-1 record that included a 17-14 victory over Michigan State in the All-American Bowl. It marked the Yellow Jackets' first bowl appearance since 1978 and only their second bowl game in 14 years. The nine victories were the most for a Tech squad in 15 seasons.

The building process began once more. This time, Curry inherited the position of head football coach at tradition-rich Alabama. Though the Crimson Tide had captured a league-high 18 Southeastern Conference championships, Alabama had come up empty since Paul "Bear" Bryant's last SEC and national titles in 1979. It took Curry three years to work his magic. His 1989 Crimson Tide squad, which ended the regular season 10-1 and earned a berth in the USF&G Sugar Bowl, entered the season's last weekend in the midst of a national title chase. Along the way, Curry delivered Alabama its first SEC crown in 10 years.

"It (rebuilding a program) is just piece-by-piece and it's painful," said Curry, who turned 51 on Oct. 21, 1993. "It's painstaking and sometimes it is embarrassing to fall on your face. But you just get up every time and you keep going until it's done. Once it is done, then the program will serve a lot of young people for a long, long time. It's worth doing."

A quick glance back as to how the Georgia Tech and Alabama programs are doing after the building process is worth mentioning. The Yellow Jackets captured the 1990 United Press International National Championship. In 1992, Alabama captured the National Championship with a perfect 13-0 record.

Head Coach - Bill Curry

"Each person is unique, so everybody has a gift," said Curry. "An education or an experience like this should allow each person to find his or her gift, develop it and then give it. Now, a football program or a football team is a good model for that. I mean if you're a blocker, then you must block every play, every time. You must protect your quarterback or your ball carrier every snap. If you're a tackler, you must tackle every play. That's a principle which should run through every part of your life."

"Then, you hopefully learn that it goes to the classroom with you or into your spiritual life. And when you are around a large group of people that learn to think that way, the stuff is contagious. And that is what a program is. That's what we're building here at Kentucky."

Just minutes before Curry was named the University of Kentucky's 32nd head football coach on Jan. 8, 1990, he told his first Wildcats squad about the intricacies of building a program.

"I told our squad I'm interested in championship performance, championship people, championship academics, and championship football," Curry said. "I'm not interested in anything less than that. That's what we are about. A championship performance in everything."

Curry's football pedigree weighs heavily in his expectations of championship performance. After all, he did play and work under three of the most successful coaches the game has ever known — Bobby Dodd, Vince Lombardi, and Don Shula.



Curry lettered three years (1962-64) as a collegian at Georgia Tech under Dodd and served as team captain his senior campaign. Dodd compiled an impressive 22-year record of 165-64-8, including Southeastern Conference titles in 1951 and 1952, at Georgia Tech.

Curry earned his bachelor's degree in industrial management from Georgia Tech in 1965, then began his professional career under Lombardi with the Green Bay Packers. He played on two Packer teams that won National Football League titles (1965-66), including the first Super Bowl on Jan. 15, 1967. The legendary Lombardi guided Green Bay to five NFL championships in seven years during the 1960s.

Following the 1967 season, Curry was traded to the Baltimore Colts and eventually became All-Pro in 1971 and 1972. His mentor for three seasons at Baltimore was Don Shula, who today is the winningest active coach in the NFL and has appeared in more Super Bowls (six) than any other coach.

Those coaches helped Curry understand the demands that must be met in order to succeed in building a complete football program.

Indeed, those qualities opened the eyes of UK Athletics Director C.M. Newton when his search began to replace Jerry Claiborne, who stepped down in 1989 after eight seasons with the Wildcats. But Newton took an interest in another side of Curry. The side which Newton said reflected these three words — dignity, class and integrity.

"William A. Curry is recognized by many to be at the very top of his profession," said Newton, during his introduction of Curry to the media. "He has been credited for the dignity, class and integrity with which he conducts his football programs, both on and off the playing field."

Curry then spoke.



Coach Curry keeps his Wildcats focused on Kentucky's No. 1 goal of winning a championship.

"We intend to be champions at the University of Kentucky on the football field," he said. "We've been champions here at UK in the classroom and will continue to do so. And we will do it with dignity, and do it the right way."

Curry came to Kentucky from the University of Alabama. His overall record of 26-10 at Alabama was, until recently, the Crimson Tide's most successful three-year total since Paul "Bear" Bryant compiled a 27-8-3 record his final three campaigns (1980-82). During the building process, Curry marched Alabama to three consecutive bowls — 1987 Hall of Fame, 1988 Sun and 1990 USF&G Sugar. The building process culminated with a share of the SEC crown in 1989.

Following his three-year stint at Tuscaloosa, Curry found himself trying to revive a Kentucky program that had not won more than two conference games in a season in five years. His 1990 Wildcats squad finished at 4-7, but gained respectability in the SEC with a 3-4 record. The fifth-place finish was the best at Kentucky since 1984.

Head Coach - Bill Curry

CURRY vs. ALL OPPONENTS

OPPONENT	ALL	GT	UA	UK
Alabama	2-3	2-3	0-0	0-0
Army	1-0	0-0	1-0	0-0
Auburn	0-10	0-7	0-3	0-0
Central Michigan	2-0	0-0	0-0	2-0
Cincinnati	1-1	0-0	0-0	1-1
The Citadel	2-0	2-0	0-0	0-0
Clemson	2-3	2-2	0-0	0-1
Duke	3-4	3-4	0-0	0-0
East Carolina	1-0	0-0	0-0	1-0
Florida	0-7	0-2	0-1	0-4
Furman	0-1-1	0-1-1	0-0	0-0
Georgia	3-8	2-5	0-0	1-3
Indiana	1-3	0-0	0-0	1-3
Kent	2-0	0-0	0-0	2-0
Kentucky	2-0	0-0	2-0	—
LSU	4-3	0-0	2-1	2-2
Memphis State	3-2	2-1	1-1	0-0
Miami (Fla.)	0-1	0-0	0-1	0-0
Miami (Ohio)	1-0	0-0	0-0	1-0
Michigan	0-1	0-0	0-1	0-0
Michigan State	1-0	1-0	0-0	0-0
Mississippi	2-4	0-0	1-1	1-3
Mississippi State	5-2	0-0	3-0	2-2
Navy	0-2	0-2	0-0	0-0
North Carolina	1-7	1-6	0-0	0-1
No. Carolina State	3-1	3-1	0-0	0-0
Notre Dame	0-2-1	0-1-1	0-1	0-0
Penn State	3-0	0-0	3-0	0-0
Rutgers	0-1	0-0	0-0	0-1
South Carolina	2-0	0-0	0-0	2-0
So. Mississippi	2-0	0-0	2-0	0-0
SW Louisiana	3-0	0-0	3-0	0-0
Temple	1-0	0-0	1-0	0-0
Tennessee	5-8-1	2-4-1	3-0	0-4
Tenn.-Chattanooga	1-0	1-0	0-0	0-0
Texas A&M	1-0	0-0	1-0	0-0
Tulane	1-2	1-2	0-0	0-0
Vanderbilt	4-3	0-0	3-0	1-3
Virginia	3-1-1	3-1-1	0-0	0-0
VMI	1-0	1-0	0-0	0-0
Wake Forest	4-1	4-1	0-0	0-0
Western Carolina	1-0	1-0	0-0	0-0
Totals	74-81-4	31-43-4	26-10	17-28

Injuries and youth contributed to the Wildcats slipping to 3-8 in 1991 and 4-7 in 1992. The 1993 Wildcats, which were a preseason pick to finish last in the SEC, posted a 6-5 regular-season record, placing fourth in the SEC and earning the conference's bid to the Peach Bowl. The fourth place finish was UK's best since the 1977 squad went 6-0 in the conference placing second. In addition to earning UK's first bowl trip in nine years, the 1993 squad posted the school's first three-game SEC win streak since 1977, and won two SEC road games in a season for the first time since 1984.

In all, Curry owns a 74-81-4 record in 14 seasons as a collegiate head coach.

Academically, Curry's Wildcats continue to set the pace among league schools. Kentucky led the SEC in 1990, 1991 and 1993 in Academic All-SEC Honor Roll selections, a feat the Wildcats have accomplished in eight of the last 10 years.

Curry, a native of College Park, Ga., signed a scholarship with the Georgia Tech Yellow Jackets after a fine prep career at College Park High School. At Georgia Tech, Curry helped lead the Yellow Jackets to a 21-9-1 record and a Bluebonnet Bowl berth during his final three seasons. He shared team captain honors with Johnny Gresham during the 1964 campaign.

His professional football career began at Green Bay in 1965. Before his professional career was over 10 seasons later, Curry played at Green Bay (1965-66), Baltimore (1967-72), Houston (1973) and with the Los Angeles Rams (1974). Curry was a member of three Super Bowl teams, one National Football League Championship team and was selected to the 1971 and 1972 Pro Bowls. A knee injury forced him to retire in 1975.

A year later, Curry was back at his alma mater as an assistant coach under Pepper Rodgers. Then in 1977, Curry returned to the pro ranks as an offensive line coach with the Green Bay Packers under his former teammate, Bart Starr.

Curry began his initial building process when he answered Georgia Tech's call once again in 1980, this time as head football coach. The task was not simple. The Yellow Jackets were coming off a 4-6-1 record under Rodgers. It did not get easier, especially with an '80 schedule loaded with Alabama, Florida, North Carolina, Tennessee, Auburn, Notre Dame and Georgia. The '81 slate was a mirror image.

Understandably, Tech turned in 1-9-1 and 1-10 records those first two seasons. But things begin to change in 1982 when Tech went 6-5. During his final five years at Tech, Curry produced a 29-24-3 ledger that included a sparkling season in 1985. The '85 campaign earned Tech an All-American Bowl bid and subsequent victory over Michigan State. From there, Curry moved to Alabama to work for then-athletics director Steve Sloan.

Curry holds the distinction of being named Coach of the Year in two different conferences. He was named the Atlantic Coast Conference Coach of the Year in 1985 by the Associated Press and ACC Sportswriters while at Georgia Tech. At Alabama, Curry was named the 1987 Southeastern Conference Coach of the Year by United Press International, and the 1989 SEC Coach of the Year by A.P. and the Nashville Banner.



The Curry family (left to right): Billy, Kristin, Bill and Carolyn.

Head Coach - Bill Curry



UK Athletics Director C.M. Newton congratulates Coach Curry after the Wildcats' 6-3 victory over East Carolina.

A special honor came Curry's way following the 1989 season as well. Curry was named the '89 Bobby Dodd National Coach of the Year.

"Nothing could mean as much to me as this award," Curry said. "Coach Dodd had such a tremendous influence on my life."

"There is really no such thing as a coach of the year," Curry says. "There is such a thing as a staff of the year. Our American system tends to recognize individuals for what teams really accomplish. To be recognized that way in 1985, 1987 and 1989 in two different conferences, with different faces on our staff and with different teams, must really mean the family idea must work.

"A large part of what we're trying to promote in our young people of America is the importance to recapture the family emphasis. A good team or a good staff is nothing but a good family."

It is that type of family that has also shaped Curry into the coach and into the man he is. That credit belongs to his parents – Mr. and Mrs. Bill Curry, Sr.

"The older I get, the more I understand how much my dad shaped me coaching-wise, and how both my mom and dad shaped me as a human being," Curry said. "And also my high school coach, Bill Badgett. He truly was the toughest, most demanding of all the coaches that I have played for."

Curry served as president (1973-75) of the NFL Players' Association and on the American Football Coaches Rules Committee for two terms. Presently, Curry is a member of the NFL Former Players Advisory Committee and is serving his second term on the AFCA Ethics Committee.

In 1992 Curry was inducted into the Georgia Sports Hall of Fame.

Curry is married to the former Carolyn Newton of College Park, Ga. Carolyn has a Ph.D. in history and teaches at the University of Kentucky. They have two children. Kristin, 27, has completed her coursework for a Ph.D. at Emory University. Billy, 23, who recently graduated from the University of Virginia, where he lettered in football, is in his first year as an intern with UK football. Billy will help with all aspects of the administration of the program.

PERSONAL

Full Name: William Alexander Curry
Birthdate/Place: Oct. 21, 1942 in Atlanta, Ga.
Current Age: 51
Married: The former Carolyn Newton of College Park, Ga., on December 15, 1962.
Children: Kristin, 26, and Billy, 22.

EDUCATION

College Park High School, College Park, Ga.

Georgia Tech, Atlanta, Ga. (B.S. in Industrial Management, 1965)
Georgia Tech - Football, lettered 1962-63-64; Captain 1964

PRO ATHLETICS

Green Bay Packers - 1965-66, center
Baltimore Colts - 1967-72, center; All -Pro, 1971-72
Houston Oilers - 1973, center
Los Angeles Rams - 1974, center

COACHING CAREER

Assistant Coach, Georgia Tech, 1976
Assistant Coach, (Offensive Line), Green Bay Packers, 1977-79
Head Coach, Georgia Tech, 1980-86
Head Coach, Alabama, 1987-89
Head Coach, Kentucky 1990-present

RECORD AS ASSISTANT COACH

Year	School/Team	Head Coach	Record
1976	Georgia Tech	Pepper Rodgers	4- 6-1
1977	Green Bay	Bart Starr	4-10-0
1978	Green Bay	Bart Starr	8- 7-1
1979	Green Bay	Bart Starr	5-11-0
Four seasons as assistant coach			21-34-2

RECORD AS HEAD COACH

Year	School	Overall	Conf.	Bowl
1980	Ga. Tech	1-9-1		
1981	Ga. Tech	1-10		
1982	Ga. Tech	6-5		
1983	Ga. Tech	3-8	3-2	
1984	Ga. Tech	6-4-1	2-2-1	
1985	Ga. Tech	9-2-1	5-1	All-American
1986	Ga. Tech	5-5-1	3-3	
1987	Alabama	7-5	4-2	Hall of Fame
1988	Alabama	9-3	4-3	Sun
1989	Alabama	10-2	6-1	Sugar/SEC Champions
1990	Kentucky	4-7	3-4	
1991	Kentucky	3-8	0-7	
1992	Kentucky	4-7	2-6	
1993	Kentucky	6-6	4-4	Peach
14 seasons as head coach		74-81-4	36-35-1	5 bowls/ 1 conf title
7 seasons at Ga. Tech		31-43-4	13- 8-1	1 bowl
3 seasons at Alabama		26-10	14-6	3 bowls/ 1 conf title
4 seasons at Kentucky		17-28	9-21	1 bowl

A Conversation with Coach Curry

Q How do you see your program progressing?

"By every barometer the program is moving in the right direction. In the most important areas — the student-athletes being educated and also learning how to win — the results have improved. They are not yet what we aim for, but improved. In the area of victories we have improved, somewhat, but again not nearly to the level that we will. In the area of facilities we have improved enormously. In the area of our relationships with various entities that are critically important we have shown marked improvement. Our coaches clinic and youth camp were both the largest in the history of record-keeping here at Kentucky. Our schedule this year is the most demanding ever for a Kentucky football team. That's all good. Our talent level on our team is up and will continue to go up. So everything here at Kentucky is headed in the right direction."

Q What concerns you most about the 1994 season?

"I just don't think that way. I don't think in terms of concerns. I used to. But I learned not to do that. Everything about the season is exciting to me. If you ask me what our biggest challenges are early I would say to establish an offensive line and to establish a solid kicking game. Those would be the two things that come to mind. Obviously we have to get experience at the quarterback position but we have loads of talent there. You can't get experience without getting experience so there's no sense worrying about it. We'll just get ready to play Louisville with the quarterback that has shown he is the most ready to play."

Q Would you term this year's schedule a challenge?

"I'd say so (laughing). When you win with a challenge like that, a schedule like that, nobody can say you didn't play anybody. We've been blessed with tough schedules everywhere I've coached and this is no exception."

Q Can you comment on the talented group of running backs UK has this year? Compare or contrast the running ability of Moe Williams and Daymon Carter?

"I can't and I won't contrast players. They're both outstanding players. Looking at our group of running backs, we have a lot of talent but only one of these players has played in the SEC extensively. So they'll have to prove themselves, but they certainly have the talent to do so and we intend to give them the ball."



More on Carter?

Q

"At the time that I was recruiting Daymon he was the best high school running back that I had ever signed. Since then we have signed Donnell and Moe. All three of them are in the same category in terms of talent. He has gone out to a tough junior college league and has dominated that league. Daymon has always found a way to score touchdowns and gain yards, but so have the other two. We're very blessed."

Q The staff you have compiled seems to work well together. How important is that?

"It is critical. We've been blessed with some great staffs, very successful staffs through the years, but perhaps never one with so many victories under its belt. Perhaps never one with quite the blend of youth and experience that we have here. It's a good staff, with a chance to be even better."

Q Once again Kentucky is picked by the so-called experts to finish in the bottom half of the SEC. When do you think UK will receive the credibility it hopes for?

"After you win a couple of championships. Not one, but a couple. The first one they'll call a fluke. You need to win it two or three years and then they'll start giving you too much credit. Then you'll be called a dynasty and you'll be knocked on your rear end. It's all out of perspective. The pendulum always swings too far — too far negative, too far positive. You're either terrible or you're just awesome. The fact is that it's seldom either of those cases. It's almost always somewhere in between. And I don't care about getting credit. I care about performance. Last year they picked us 12th and we finished fourth."

A Conversation with Coach Curry

Q You're on the NCAA Playoff Feasibility Panel. What are your feelings about the possibility of a Division 1A football playoff?

"The most important people in the process are and always will be the players. Very few people think about that. There is so much discussion about the fans deserving a champion. Well, why do the fans deserve a champion? We're all Americans and this is a free country. There are certain things that we deserve. Like freedom of religion, freedom of speech, freedom to be treated like human beings. But nobody said we deserve a football playoff. That's not in the constitution. What the players deserve is to be treated like human beings. When you cut scholarships and add pressure academically, but then add games and tell the players they're the ones who are benefiting... You're going to shorten careers. Where is the benefit for the players? I don't see it. Until I see a benefit for my players, I'm not going to endorse any kind of expansion of the season. I know we need the money and I understand all of that. And that's important, but it's not nearly as important as the human beings that I am sworn to serve and I will serve them the best I can. Right now a playoff is not the best way to serve them."

Q Should players be compensated?

"Players *are* compensated. They are compensated extremely well. And now that we have the NCAA emergency fund there are a lot of situations that used to be just nightmares that we can deal with. If a player loses a parent then I can send him home on an airplane and we can pay for his ticket. If he doesn't have a coat and tie and I require coat and ties on the road then we can go buy him one legally through the NCAA fund. When Willie Cannon and Troy Hobbs' homes were blown away by a hurricane I was able to send them home. What the players are getting now in terms of education is worth a lot of money. So they're being very well rewarded if they take advantage of the education. If they get out of school without a diploma and were not encouraged to go to class or to take advantage of the tutoring, then they've been exploited and ripped off. But if they have been encouraged and if they do get a good education then they have not been exploited. I would like to see us be able to provide expenses normally associated with a college education. That's not going to happen because of gender equity; it's just not going to happen, because we can't do it for the gymnasts and the volleyball players and we ought to be able to do it for everybody. But if we can't do it for everybody then we can't do it for anybody so it's not going to happen. There's no sense complaining about it anymore. The guys are in pretty good shape. The ones that are not in good shape are the ones that are in programs that don't care whether they graduate. They're in real bad shape. Those programs are becoming fewer and fewer."



Q How do you feel about Kentucky earning its fourth CFA Academic Achievement Award honorable mention after winning the award in 1989?

"It ought to be a given. It should be expected of every single program. I'm happy that we are recognized for these achievements because it's a reflection on our players, the work that they put in, the people who work with them in the academic support systems and our assistant coaches who also work with them. I'm not so sure that it ought to be such a big honor that you graduate your players. It ought to be something that you're expected to do. It's almost a shame that we honor programs that have graduated over 70% percent. Why wouldn't you just do that? Anybody that graduates at a higher percentage than their student body — and most student bodies are at about 50 percent — then I think they are doing an admirable job. Our goal is to graduate all of them. And we've been able to come close to that at the schools where we've worked."

Q Budget cuts are an issue for this athletic department right now, and some people have criticized coaches for taking money from shoe companies. Where do you stand on that?

"I think they're probably right. I said that to my old boss at Georgia Tech, Homer Rice, the first time a shoe company ever approached us. I told him, 'Homer, this is a conflict of interest. I can't tell my players to wear a shoe with me getting money from the shoe company.' And he said, 'First of all, don't make them wear the shoe. Only buy the shoe that is the best shoe.' Which is what we were doing and still do. We buy the shoes that are the best shoes to play football in, and we always will. I have turned down huge contracts that would choke a horse because I wouldn't dare put those shoes on my players. I don't think it takes any hero to do something like that. I think you're an idiot not to do that.

"What my bosses had said to me at Georgia Tech and at Alabama, and what C.M. Newton has said to me here at Kentucky is, 'This is money we see as a way to keep a competent coach in a highly competitive market. So we want you to keep it.'

"I've made a decision recently not to keep the money. And again, I'm not saying that any other coach needs to do this. It's none of my business what they do. But I am not going to be standing there with money going into my bank account, with my players wondering if I'm putting this particular kind of pressure on them to wear them. So I'm going to use the money in charitable causes or I'm going to put it back into this program in some way."

Coach Curry's Year-by-Year Record



In 14 seasons as a head coach, Bill Curry has amassed a record of 74-81-4. At Kentucky he is 17-28, at Alabama he was 26-10, at Georgia Tech he was 31-43-4.

Georgia Tech - 1980

(1-9-1)

9/6	at Alabama	3-26	L
9/20	FLORIDA	12-45	L
9/27	MEMPHIS ST.	17-8	W
10/4	at North Carolina	0-33	L
10/11	TENNESSEE	10-23	L
10/18	at Auburn	14-17	L
10/25	TULANE	14-31	L
11/1	at Duke	12-17	L
11/8	NOTRE DAME	3-3	T
11/15	NAVY	8-19	L
11/29	at Georgia	20-38	L

Georgia Tech - 1981

(1-10)

9/12	at Alabama	24-21	W
9/19	at Florida	6-27	L
9/26	MEMPHIS ST.	15-28	L
10/3	N. CAROLINA	7-28	L
10/10	at Tennessee	7-10	L
10/17	AUBURN	7-31	L
10/24	at Tulane	10-27	L
10/31	DUKE	24-38	L
11/7	at Notre Dame	3-35	L
11/14	NAVY	14-20	L
11/28	GEORGIA	7-44	L

Georgia Tech - 1982

(6-5)

9/11	ALABAMA	7-45	L
9/18	THE CITADEL	36-7	W
9/25	at Memphis State	24-20	W
10/2	at North Carolina	0-41	L
10/9	at Tulane	19-13	W
10/16	at Auburn	0-24	L
10/23	TENNESSEE	31-21	W
10/30	DUKE	21-38	L
11/6	VIRGINIA	38-32	W
11/13	at Wake Forest	45-7	W
11/27	at Georgia	18-38	L

Georgia Tech - 1983

(3-8; 3-2 ACC)

9/10	at Alabama	7-20	L
9/17	FURMAN	14-17	L
9/24	at Clemson	14-41	L
10/1	N. CAROLINA	21-38	L
10/8	at N.C. State	20-10	W
10/15	AUBURN	13-31	L
10/22	at Tennessee	3-37	L
10/29	at Duke	26-32	L
11/3	VIRGINIA	31-27	W
11/12	WAKE FOREST	49-33	W
11/26	GEORGIA	24-27	L

Tech's first full year in ACC

Georgia Tech - 1984

(6-4-1; 2-2-1 ACC)

9/15	ALABAMA	16-6	W
9/22	THE CITADEL	48-3	W
9/29	CLEMSON	28-21	W
10/6	N.C. STATE	22-27	L
10/13	at Virginia	20-20	T
10/20	at Auburn	34-48	L
10/27	TENNESSEE	21-24	L
11/3	DUKE	31-3	W
11/10	at N. Carolina	17-24	L
11/17	at Wake Forest	24-7	W
12/1	at Georgia	35-18	W

Georgia Tech - 1985

(9-2-1; 5-1 ACC)

9/14	at N.C. State	28-18	W
9/21	VIRGINIA	13-24	L
9/28	at Clemson	14-3	W
10/5	N. CAROLINA	31-0	W
10/12	W. CAROLINA	24-17	W
10/19	AUBURN	14-17	L
10/26	at Tennessee	6-6	T
11/2	at Duke	9-0	W
11/9	UT-CHATTANOOGA	35-7	W
11/16	WAKE FOREST	41-10	W
11/30	GEORGIA	20-16	W
12/31	Michigan State#	17-14	W

 # All-American Bowl

Georgia Tech - 1986

(5-5-1; 3-3 ACC)

9/13	FURMAN	17-17	T
9/20	at Virginia	28-14	W
9/27	CLEMSON	3-27	L
10/4	at North Carolina	20-21	L
10/11	N.C. STATE	59-21	W
10/18	at Auburn	10-31	L
10/25	TENNESSEE	14-13	W
11/1	DUKE	34-6	W
11/8	VMI	52-6	W
11/22	at Wake Forest	21-24	L
11/29	at Georgia	24-31	L

Alabama - 1987

(7-5; 4-2)

9/5	SOUTHERN MISS*	38-6	W
9/12	at Penn State	24-13	W
9/19	FLORIDA*	14-23	L
9/26	at Vanderbilt	30-23	W
10/3	SW LOUISIANA*	38-10	W
10/10	at Memphis State	10-13	L
10/17	TENNESSEE*	41-22	W
10/31	MISS. STATE*	21-18	W
11/7	at LSU	22-10	W
11/14	at Notre Dame	6-37	L
11/27	AUBURN*	0-10	L
1/2/88	Michigan #	24-28	L

*# Hall of Fame Bowl / * Birmingham*

Alabama - 1988

(9-3; 4-3)

9/10	at Temple	37-0	W
9/24	VANDERBILT	44-10	W
10/1	at Kentucky	31-27	W
10/8	OLE MISS	12-22	L
10/15	at Tennessee	28-20	W
10/22	PENN STATE*	8-3	W
10/29	at Miss. State	53-34	W
11/5	LSU	18-19	L
11/12	SW LOUISIANA*	17-0	W
11/25	AUBURN*	10-15	L
12/1	at Texas A&M	30-10	W
12/24	Army #	29-28	W

*# Sun Bowl / * Birmingham*

Alabama - 1989

(10-2; 6-1; SEC Champions)

9/16	MEMPHIS STATE*	35-7	W
9/23	KENTUCKY	15-3	W
9/30	at Vanderbilt	20-14	W
10/7	at Ole Miss (Jackson)	62-27	W
10/14	SW LOUISIANA	24-17	W
10/21	TENNESSEE*	47-30	W
10/28	at Penn State	17-16	W
11/4	MISS. STATE*	23-10	W
11/11	at LSU	32-16	W
11/18	SOUTHERN MISS	37-14	W
12/2	at Auburn	20-30	L
1/1/90	Miami #	25-33	L

*# Sugar Bowl / * Birmingham*

Kentucky - 1990

(4-7; 3-4 SEC)

9/1	CENT. MICHIGAN	20-17	W
9/8	at Rutgers	8-24	L
9/15	INDIANA	24-45	L
9/22	at North Carolina	13-16	L
10/6	at Ole Miss	29-35	L
10/13	MISS. STATE	17-15	W
10/20	at LSU	20-30	L
10/27	GEORGIA	26-24	W
11/10	VANDERBILT	28-21	W
11/17	FLORIDA	15-47	L
11/24	at Tennessee	28-42	L

Kentucky - 1991

(3-8; 0-7 SEC)

9/7	Miami (Ohio)	23-20	W
9/21	at Indiana	10-13	L
9/28	KENT	24-6	W
10/5	OLE MISS	14-35	L
10/12	at Miss. State	6-31	L
10/19	LSU	26-29	L
10/26	at Georgia	27-49	L
11/2	CINCINNATI	20-17	W
11/9	at Vanderbilt	7-17	L
11/16	at Florida	26-35	L
11/23	TENNESSEE	7-16	L

Kentucky - 1992

(4-7; 2-6 SEC)

9/5	CENT. MICHIGAN	21-14	W
9/12	at Florida	19-35	L
9/19	INDIANA	37-25	W
9/26	SO. CAROLINA	13-9	W
10/3	at Ole Miss	14-24	L
10/17	at LSU	27-25	W
10/24	GEORGIA	7-40	L
10/31	MISS. STATE	36-37	L
11/7	VANDERBILT	7-20	L
11/14	at Cincinnati	13-17	L
11/21	at Tennessee	13-34	L

Kentucky - 1993

(6-6; 4-4 SEC)

9/4	KENT	35-0	W
9/11	FLORIDA	20-24	L
9/18	at Indiana	8-24	L
9/23	at South Carolina	21-17	W
10/2	OLE MISS	21-0	W
10/16	LSU	35-17	W
10/23	at Georgia	28-33	L
10/30	at Miss. State	26-17	W
11/6	at Vanderbilt	7-12	L
11/13	EAST CAROLINA	6-3	W
11/20	TENNESSEE	0-48	L
12/31	Clemson #	13-14	L

#Peach Bowl

MIKE ARCHER

Defensive Coordinator/Linebackers (Miami, Fla., 1975)



Mike Archer is in his second season as an assistant football coach and defensive coordinator at the University of Kentucky. Overall, Archer has spent 18 seasons as either an assistant or head football coach on the collegiate level.

Archer, a 1975 graduate of the University of Miami (Fla.), came to UK following a two-year stint as linebackers coach at the University of Virginia under George Welsh. At Kentucky, Archer coordinates the Wildcats defensive system and is responsible for the UK linebackers (mike-will-buck) and PAT/Field Goal rush units.

During the 1993 season, the Archer-led Kentucky defense posted two shutout victories, 35-0 over Kent and 21-0 over Ole Miss, and held two other opponents, Vanderbilt and East Carolina, without an offensive touchdown. In one season under Archer's direction, UK moved from last in the SEC in total defense to eighth, allowing 500 fewer yards and 11 fewer touchdowns.

Archer, 40, served as head football coach at Louisiana State University from 1987 to 1990 (four seasons) prior to his appointment at Virginia. He led the Tigers to a 27-18-1 record as head coach with two bowl appearances — 1987 Gator Bowl and 1989 Hall of Fame Bowl — and one Southeastern Conference Championship in 1988. As the nation's youngest (34) Division I-A head football coach in 1987, Archer led the Tigers to a 10-1-1 record and 30-13 Gator Bowl victory over South Carolina. A year later, Archer directed the Tigers to the SEC title with a 6-1 league slate and an 8-4 overall record.

Archer, a native of State College, Pa., lettered three seasons (1973-74-75) in football at Miami. He started at free safety for two seasons for the Hurricanes and also punted. As a senior, Archer was named UM's Football Scholar-Athlete of the Year.

His coaching career began the following year as a graduate assistant at Miami under Carl Selmer in 1976. He worked with the Hurricanes special teams and served as defensive coordinator for the Miami freshman team. Archer remained in the same position in 1977 under Lou Saban, then was named administrative assistant to the head coach in 1978.

Archer was promoted in 1979 to the Hurricanes full-time coaching staff, directed by head coach Howard Schnellenberger. In all, Archer spent five seasons as defensive backs coach for the Hurricanes (1979-83). He helped Miami post a 41-16 record in that span, which included a 31-30 Orange Bowl victory over Nebraska and subsequent 1983 national championship.

Archer joined the LSU coaching staff, headed by Bill Arnsparger, in 1984 as the Tigers defensive backfield coach. He spent three seasons as an assistant under Arnsparger at LSU, including the 1985 and 1986 campaigns as the Tigers defensive coordinator. Archer and his defensive units played integral parts in building a 26-8-2 record for LSU during that period with appearances in three bowl games — 1985 Sugar, 1985 Liberty, and 1987 Sugar — and the 1986 Southeastern Conference championship. His '85 LSU defensive unit ranked third nationally in scoring defense (10.3 ppg) and eighth nationally in rushing defense (107.1 ypg). His 1986 Tiger defensive backfield led the SEC in interceptions and tied the school record (27) for most interceptions during a single season.

Archer is married to the former Barbara Pollak of Kansas City, Mo. They have two children — Jeffrey Matthew, 12, and Betsy Anne, 9.

ARCHER'S COLLEGE EXPERIENCE

Year	School	Title (Position)
1976-77	Miami, Fla.	Graduate Assistant
1978	Miami, Fla.	Administrative Assistant
1979-83	Miami, Fla.	Assistant (Defensive Backs)
1984	LSU	Assistant (Defensive Backs)
1985-86	LSU	Defensive Coordinator
1987-90	LSU	Head Coach
1991-92	Virginia	Assistant (Linebackers)
1993-	Kentucky	Defensive Coordinator

DARYL DICKEY

Offensive Coordinator/Quarterbacks (Tennessee, 1985)



Daryl Dickey enters his fifth season as an assistant football coach at the University of Kentucky and his second year as the Wildcats' offensive coordinator. Overall, Dickey enters his eighth season coaching on the collegiate level.

Dickey, a 1985 graduate of the University of Tennessee, has served as Wildcats quarterback coach the past four seasons under Curry. He was promoted to offensive coordinator on Jan. 15, 1993, replacing former assistant Rick Rhoades.

In his four years at Kentucky, Dickey has been instrumental in the development of several Wildcats quarterbacks. Three of his Wildcats quarterbacks ended their respective careers ranked in the Top 15 on the UK all-time passing list — Pookie Jones (5th), Freddie Maggard (7th) and Brad Smith (15th). Jones, who started 29 of the last 30 games for the Wildcats at quarterback, ranks second in career Total Offense with 4,313 yards and is in the top six in five other offensive categories -- Pass Attempts (5th-504), Pass Completions (5th-263), Passing Yards (5th-3459), Touchdown Passes Thrown (6th-16) and Offensive Plays (2nd-871). Jones, under Dickey's tutelage, also established a new UK season record with 1,729 total yards (295 rush, 1,434 pass) in 1992.

Under Dickey, the Wildcats posted the second-highest mark for passing yards in 1990 with 2,151 and third-highest in 1991 with 2,017. In 1992, Kentucky threw for 1,684 yards (14th on UK list) and in 1993 they threw for 1,305 operating from the Stack-I formation. Also in 1993, Dickey guided the Cats to an average of 329.1 yards per game, its best offensive average since the 1987 squad totaled 360.4 yards per outing. The 1993 squad also posted UK's best rushing average (210.5 yards a game) since the 1987 team averaged 212.7. UK's third-place SEC finish in rushing yards tied the 1987 squad for the best league rushing finish since the 1974 team ended second in the conference.

Dickey began his coaching career at his alma mater, Tennessee, as a graduate assistant coach for two years (1987-88). His first full-time position came a year later (1989) as quarterbacks coach at Florida State under Coach Bobby Bowden.

At Florida State, Dickey helped mold Seminole quarterback Peter Tom Willis, who ended the '89 season ranked seventh nationally in total offense (273.1 ypg) and passing efficiency (150.7 pts). Willis threw for 3,124 yards and 20 touchdowns as Florida State posted a 10-2 record and a victory over Nebraska in the Fiesta Bowl.

Most Kentuckians remember Dickey from his collegiate days as quarterback at Tennessee. In 1985, Dickey helped lead the Volunteers to a 9-1-2 record and the Southeastern Conference championship. He was named Most Valuable Player in the 1986 USF&G Sugar Bowl after engineering the Vols' 35-7 victory over Miami (Fla.). Following a brief stint with the San Diego Chargers of the National Football League in 1986, Dickey returned to Tennessee to begin his coaching career.

Dickey is married to the former Kendall George of Knoxville. They have two children — Karis (4) and Dallas James (1 ½). His father, Doug Dickey, is the athletics director at the University of Tennessee.

DICKEY'S COLLEGE EXPERIENCE

Year	School	Title (Position)
1987-88	Tennessee	Graduate Assistant
1989	Florida State	Assistant (Quarterbacks)
1990-92	Kentucky	Assistant (Quarterbacks)
1993-	Kentucky	Offensive Coordinator

1994 Kentucky Assistant Coaches

RAY DORR

Running Backs (West Virginia Wesleyan, 1965)



Ray Dorr is in his second season as an assistant football coach at the University of Kentucky. Overall, Dorr has spent 27 years on the sideline as either a collegiate assistant or head football coach.

Dorr's responsibilities at Kentucky include coaching the Wildcats running backs, punters and coordinating film exchange with opponents.

In 1993, Dorr guided UK freshman tailback Moe Williams to a freshman-record 928 yards on 164 carries. Williams also set the freshman single-game rushing record with 159 yards against Georgia and totaled 100 yards or more in four games. Kentucky finished third in the conference in rushing average (210.5 yards per game), tying the school's best finish with the 1987 squad since the 1974 UK team finished second in the SEC. UK's rushing attack ranked 24th nationally.

Dorr, 51, came to UK following a five-year stint as an assistant coach at the University of Southern California. Dorr joined the Trojans staff under Larry Smith in 1988 as receivers coach. After one year, he was named quarterbacks coach and passing game coordinator (1989 to 1991) and then served as offensive coordinator for USC in 1992.

As an assistant, Dorr has coached at Akron, Kent State, Washington and Southern California. He served as head coach at Southern Illinois from 1984 to 1987 prior to joining the USC staff.

As quarterbacks coach at Southern California, Dorr tutored Trojan signal-caller Todd Marinovich for two seasons. Marinovich finished his career ranked No. 2 on the USC career charts for passing with 5,001 yards and 29 touchdowns and was a first round National Football League draft choice. Dorr also coached first team All-American split end Erik Affholter in 1988. Affholter grabbed 68 receptions for 952 yards and eight touchdowns while earning first team All-America honors under Dorr's guidance as receivers coach.

Dorr posted a four-year record of 17-27 as head football coach at Southern Illinois prior to joining USC. His best season mark came in 1986 as his squad finished 7-4 on the season, including a second-place effort (4-2) in the Gateway Conference.

Dorr began his coaching career as an assistant at Wadsworth High School in Akron, Ohio. Dorr spent two seasons (1965-66) at Wadsworth before accepting a position as graduate assistant coach at the University of Akron in 1967 under head coach Gordon Larson. After one year, Dorr was named to the full-time staff at Akron and spent three seasons as the Zips' offensive backfield coach.

In 1971, Dorr began his first of 13 consecutive years as an assistant coach under Don James when he accepted the position of quarterbacks coach at Kent State. Dorr helped lead the Golden Flashes to a 25-19-1 record in four years (1971-74), which included Kent State's only Mid-American Conference title in 1972.

Dorr moved to Washington with James in 1975 as quarterbacks coach and helped lead the Huskies to a 75-30 mark in nine years (1975-83). Washington appeared in six bowl games during that span, including three Rose Bowls. Dorr coached three future NFL quarterbacks while at Washington — Warren Moon, Tom Flick and Steve Pelluer.

Dorr was a four-sport standout at McKinley High School in Sebring, Ohio, and started at quarterback for three years (1962-64) at West Virginia Wesleyan. His record as starting quarterback at West Virginia Wesleyan was 19-6-2.

Dorr and his wife, Karen, have two sons — Stephen, 21, a sophomore quarterback/wide receiver at West Virginia Wesleyan, and David, 17.

DORR'S COLLEGE EXPERIENCE

Year	School	Title (Position)
1967	Akron	Graduate Assistant
1968-70	Akron	Assistant (Offensive Backs)
1971-74	Kent State	Assistant (Quarterbacks)
1975-83	Washington	Assistant (Quarterbacks)
1984-87	Southern Illinois	Head Coach
1988	Southern Cal	Assistant (Receivers)
1989-91	Southern Cal	Assistant (Quarterbacks)
1992	Southern Cal	Offensive Coordinator
1993-	Kentucky	Assistant (Running Backs)

BILL GLASER

Defensive Line (Bellarmine, 1965)



Bill Glaser enters his 18th season as an assistant football coach at the University of Kentucky. Overall, Glaser has coached 19 seasons as an assistant on the collegiate level.

His responsibilities at UK include coaching the Wildcats defensive line and serving as the special teams coordinator. Glaser is directly responsible for the UK punting game and is coordinator of the annual Bill Curry Football Camp during the summer.

Glaser, 50, came to the University of Kentucky in 1977 from Morehead State University. He has worked for three head coaches at UK — Fran Curci, Jerry Claiborne, and Bill Curry. Glaser was the only full-time UK assistant retained by both Claiborne and Curry.

Glaser, a native of Louisville, graduated in 1965 from Bellarmine College and participated in baseball while completing his undergraduate studies. He graduated in 1961 from St. Xavier High School and lettered three years as an offensive guard and linebacker.

He began his coaching career at his alma mater, St. Xavier, in 1965 as an assistant football and baseball coach. Glaser was named head baseball coach in 1970 and in four seasons, compiled a 112-48 record. In 1974, Glaser was named head football coach and promptly led St. Xavier to back-to-back state titles and a two-year slate of 25-0-0.

Glaser was named defensive coordinator in 1976 at Morehead State, where he completed work on a master's degree. A year later, he moved to UK as defensive line coach under Curci. In the Claiborne era, Glaser coached the UK defensive guards.

Glaser has coached three All-Southeastern Conference performers while at Kentucky — nose guards Richard Jaffe (1977-79) and Joey Couch (1988-91) and tackle Jerry Blanton (1977).

He is married to the former Mary Ann Jensen of Louisville. They have two grown children — Angie, David, and Clare (14).

GLASER'S COLLEGE EXPERIENCE

Year	School	Title (Position)
1976	Morehead State	Defensive Coordinator
1977-81	Kentucky	Assistant (Defensive Line)
1982-89	Kentucky	Assistant (Defensive Guards)
1990-	Kentucky	Assistant (Defensive Line)

TOMMY LIMBAUGH

Assistant Head Coach/Recruiting

Tight Ends (Alabama, 1967)



Tommy Limbaugh is in his fourth season as assistant head football coach and his fifth campaign as football recruiting coordinator at the University of Kentucky. On the field, Limbaugh serves as a full-time assistant coach in charge of the Wildcats tight ends.

Limbaugh is responsible for coordinating the complete recruiting efforts for the UK football program, both on- and off-campus. His status as a full-time assistant coach allows him, by NCAA rules, to recruit off-campus. As assistant head coach, Limbaugh speaks for Bill Curry on football-related matters in the absence of the Wildcats head coach.

Overall, Limbaugh enters his 20th year of intercollegiate athletics and his 12th season as a college assistant coach. He was the first member to be named to Curry's staff at UK, becoming official on Jan. 11, 1990.

After spending the 1990 season in his current position, Limbaugh stepped off the field in 1991 to serve not only as recruiting coordinator for UK football, but for the entire UK Athletics program. Limbaugh moved back into the dual capacity as assistant head coach and football recruiting coordinator following the conclusion of the '91 campaign.

The Wildcats recruiting under Limbaugh has gained national attention the past five years. In 1991, 93 and 94, UK's recruited classes were ranked 13th by Max Emginger's national recruiting service. The 1992 class was ranked 19th.

Limbaugh, a native of Childersburg, Ala., came to Kentucky from the University of Alabama where he was associate athletics director since April 1988. He initially came to Alabama in 1987 as assistant athletics director and was promoted to associate a year later.

Limbaugh began his coaching career as a graduate assistant baseball coach at his alma mater (Alabama, 1967) and helped lead Alabama to the 1968 Southeastern Conference title. A year later, Limbaugh jumped into the high school ranks as an assistant coach at Westminster High in Atlanta, Ga. Westminster won three regional titles and one state championship during his four-year stay at the Atlanta school. In 1972, he took his first head coaching job at Talladega (Ala.) High School and compiled a 19-11 record in three seasons. He was named "North Alabama Coach of the Year" in 1974.

Following the 1974 campaign, Limbaugh moved back into collegiate athletics and joined Steve Sloan's staff as an assistant coach at Texas Tech (1975-77). He then served as administrative assistant and recruiting coordinator during Sloan's next two stops — Ole Miss (1978-82) and Duke (1983- 86). Several of his recruiting classes at both Ole Miss and Duke were ranked among the nation's Top 10.

After earning All-State honors in football and baseball at Childersburg, Limbaugh was a three-year letterman (1965-67) as catcher under Coach Joe Sewell at Alabama. He was president of the Fellowship of Christian Athletes and was an active member in Alabama's "A" Club.

Limbaugh is married to the former Marcia Bynum of Talladega. They have two daughters — Leslie (23) and Lauren (16).

LIMBAUGH'S COLLEGE EXPERIENCE

Year	School	Title (Position)
1975-77	Texas Tech	Assistant (Tight Ends)
1978-82	Ole Miss	Recruiting Coordinator/Asst. (TE)
1983-86	Duke	Recruiting Coordinator
1987	Alabama	Assistant Athletics Director
1988-89	Alabama	Associate Athletics Director
1990	Kentucky	Assistant Head Coach (Tight Ends) /Recruiting Coordinator
1991	Kentucky	Recruiting Coordinator (all sports)
1992-	Kentucky	Assistant Head Coach (Tight Ends) /Recruiting Coordinator

JOKER PHILLIPS

Wide Receivers (Kentucky, 1986)



Joker Phillips enters his fourth season as an assistant football coach with the University of Kentucky. Overall, this will be Phillips' sixth season as an on-the-field collegiate coach though he spent two of those years as a graduate assistant.

His responsibilities include coaching the Wildcats receivers — split ends and flankers. He also works with the Wildcats kickoff return team, the "Hands Team" (on-side kicks), and serves as the athletics dorm liaison.

Phillips, a 1986 graduate of Kentucky, began his coaching career as a graduate assistant at Kentucky under former mentor Jerry Claiborne in 1988. He was responsible for the Wildcats receivers for two years (1988-89) before joining Bill Curry's staff at Kentucky as an assistant recruiting coordinator in 1990. Phillips assisted UK recruiting coordinator Tommy Limbaugh with all recruiting efforts for the Wildcats football program and also served in the capacity as the "Walk-On Program" coordinator.

With the departure of UK's offensive coordinator and receivers coach Tommy Bowden in December, 1990, Phillips was promoted to a full-time coaching position with the wide receivers. Under Phillips' guidance in 1991, split end Neal Clark broke the Wildcats season record for pass receptions with 47, a mark previously held by Felix Wilson for 14 seasons.

Phillips was a four-year letterman (1981-84) as a Wildcats receiver and helped lead UK to a pair of bowl games — the 1983 and 1984 Hall of Fame Bowls. His best season was in 1984 with 28 receptions for 305 yards and five touchdowns. Currently, Phillips ranks seventh on the UK career list with 75 pass receptions for 935 yards (12.5 avg.) and nine touchdowns.

He played briefly with the Washington Redskins of the National Football League and the Toronto Argonauts of the Canadian Football League.

In recent summers, Phillips has participated in the National Football League Coaching Fellowship program with the Redskins. He assisted Washington receivers coach Jack Burns during training camp and preseason.

Phillips lettered three years in football, basketball and track at Franklin-Simpson High School in Franklin.

Phillips is single and resides in Lexington.

PHILLIPS' COLLEGE EXPERIENCE

Year	School	Title (Position)
1988-89	Kentucky	Graduate Assistant
1990	Kentucky	Asst. Recruiting Coordinator
1991-	Kentucky	Assistant (Wide Receivers)

1994 Kentucky Assistant Coaches

DON RILEY

Offensive Line (East Tennessee State, 1956)



Don Riley enters his third season as an assistant football coach at the University of Kentucky. Overall, Riley has spent 30 seasons as a collegiate football coach.

Riley officially became a member of the UK football coaching staff on Feb. 29, 1992. He came to Kentucky after spending four years as head football coach at his alma mater, East Tennessee State.

His responsibilities with the Wildcats include coaching the offensive line and coordinating the field goal/PAT teams. He also works directly with the UK kickers and holders.

Riley, a 1956 graduate of East Tennessee State, compiled a 10-34 record as head coach of the Buccaneers, including one of the school's best finishes (4-3, third place) in the Southern Conference during the 1989 season.

Prior to his stint at ETSU, Riley spent 12 years as offensive line coach at UCLA under Terry Donahue. He was part of the Bruin program which posted a 98-36-7 record during that span, including a sparkling 6-2-1 record in nine bowl appearances. When he left for ETSU, Riley was the only assistant coach to remain of the original Donahue staff who came to UCLA in 1976.

His coaching career began in 1956 as head football coach at his prep alma mater, Lynch High School. After three years, Riley moved to East Tennessee State for one year as a graduate assistant coach under his former collegiate mentor, Star Wood. He then moved back into the high school ranks as athletics director and head football coach at Greeneville (Tenn.) High School (1960-65).

In 1966, Riley moved into collegiate athletics on a permanent basis as an assistant coach at Vanderbilt. He served a dual capacity as receivers coach and head freshman coach. In fact, his 1968 Commodore freshman squad recorded the first unbeaten record in school history.

Riley accepted another assistant coaching job in 1972 at Oklahoma State. In four years with the Cowboys, Riley coached the OSU linebackers, defensive backs, quarterbacks and served as offensive coordinator. He remained at OSU until his position at UCLA in 1976.

Following his prep career at Lynch High School, where he was tabbed Honorable Mention All-State in football, Riley played one season at Lamar (Colo.) Junior College. He transferred to East Tennessee State and played football and baseball.

Riley is married to the former Carol Pierce of Lynch. They have three children — Donna Jones, Karen Lies, and Roger Riley — and three grandchildren.

RILEY'S COLLEGE EXPERIENCE

Year	School	Title (Position)
1959	East Tennessee State	Graduate Assistant
1966-71	Vanderbilt	Assistant (WRs) /Head Freshman Coach
1972-75	Oklahoma State	Assistant/Offensive Coordinator
1976-87	UCLA	Assistant (Offensive Line)
1988-91	East Tennessee State	Head Coach
1992-	Kentucky	Assistant (Offensive Line)

RICK SMITH

Defensive Backs (Florida State, 1971)



Rick Smith enters his fifth season as an assistant football coach at the University of Kentucky. His responsibilities include coaching the Wildcats defensive backs, working with the kickoff coverage teams, and serving as UK's pro scout liaison.

In 1993, Smith tutored strong safety Marcus Jenkins to Coaches first-team and AP second-team All-SEC honors. Jenkins ranked ninth nationally with six interceptions and broke UK's single-game interception record with three Int's against Florida. Kentucky's defense totaled 20 interceptions, which was fifth-best in school history.

Smith, 45, came to Kentucky from Baylor University after spending three seasons as defensive backfield coach of the Bears. He officially became a member of the Wildcats coaching staff on Jan. 21, 1990.

Overall, Smith is in his 15th season as a collegiate assistant coach. His collegiate coaching career includes stops at Georgia Tech, East Tennessee State, Alabama and Baylor.

Smith earned his bachelor's degree in physical education from Florida State University in 1971. While at FSU, he played four seasons of football and two of baseball for the Seminoles. He was drafted by the Pittsburgh Pirates in the annual amateur draft following his college career.

His start in coaching came in 1970 at Godby High School in Tallahassee, Fla. Smith spent three seasons at Godby High before he was named athletics director/head football coach at Wakulla (Fla.) High School in 1973.

Smith joined the collegiate coaching ranks after four seasons at Wakulla High. He was tabbed head junior varsity football coach at Georgia Tech in 1977 under Pepper Rodgers. A season later, he moved to East Tennessee State as an assistant coach in charge of the defensive backs.

Smith briefly stepped back into high school coaching in 1979 at Marianna (Fla.) High. At Marianna, he served in the dual capacity as athletics director and head football coach through the spring of 1982, when he left for Georgia Tech to join Bill Curry's Yellow Jacket staff.

He remained at Tech for the next four seasons. During that four-year span, Smith helped the Yellow Jackets post a 24-19-2 record, including a 17-14 victory over Michigan State in the 1985 All-American Bowl.

In 1986, Smith moved to Alabama under Ray Perkins for one season as defensive backfield coach. His Crimson Tide secondary ranked third in the Southeastern Conference in pass defense.

Smith moved to Baylor in 1987 as defensive backfield coach under Grant Teaff. The Baylor secondary quickly became one of the most respected in the nation during his three-year stint at Waco, Texas. His secondary ranked No.1 in the nation in pass defense, allowing a mere 117.8 yards a game and a completion percentage of .409 in 1988. The Bears finished No. 6 in pass defense (148.5 ypg) during the '89 campaign. Overall, the Bears pass defense accounted for 63 interceptions during Smith's three seasons at Baylor.

Smith is married to the former Barbara Reddick. They have three children — Beth (19), Steve (17), and Billy (15).

SMITH'S COLLEGE EXPERIENCE

Year	School	Title (Position)
1977	Georgia Tech	Junior Varsity Head Coach
1978	East Tennessee State	Assistant (Defensive Backs)
1982-85	Georgia Tech	Assistant (Defensive Backs)
1986	Alabama	Assistant (Defensive Backs)
1987-89	Baylor	Assistant (Defensive Backs)
1990-	Kentucky	Assistant (Defensive Backs)

DAVID TURNER

Defensive Ends (Davidson College, 1985)



David Turner enters his second season as an assistant football coach at the University of Kentucky. Overall, Turner is in his ninth campaign as an assistant football coach on the collegiate level.

Turner, 31, came to Kentucky following a two-year position as outside linebackers coach at James Madison University. At Kentucky, Turner's responsibilities include coaching the Wildcats defensive ends and punt return unit. He was officially named to the UK Football Staff on Feb. 20, 1993, replacing former assistant Lovie Smith.

Turner, a 1985 graduate of Davidson College, has served in the capacity of both assistant and graduate assistant coach on the collegiate level for the past eight years. His coaching stops include his alma mater, Davidson College, North Carolina State, Indiana (Pa.) University and James Madison. Turner spent two seasons at James Madison under Coach Rip Scherer where he helped lead the Dukes to a 9-4 record in 1991 and a berth in the NCAA I-AA Championships. James Madison defeated Delaware in the first round before losing to Samford in the quarterfinals. One of his players, outside linebacker Richard Bryant, earned All-Virginia honors under his tutelage.

He began his coaching career at Davidson College in 1986 as an assistant coach under Coach Vic Gatto. After two years, Turner left Davidson to join Coach Dick Sheridan as a graduate assistant at North Carolina State. He worked with the Wolfpack defensive line for two seasons and helped lead N.C. State to a 15-8-1 record and two bowl appearances (Peach and Copper).

In 1990, Turner was named an assistant coach at Division II powerhouse, Indiana (Pa.) University. Turner served as defensive line coach for Frank Cignetti as the Indians posted a 12-2 record. Indiana University defeated Winston-Salem, Edinboro, and Mississippi College before losing to North Dakota State in the Division II championship game.

Turner, a native of Goldston, N.C., earned three letters (1982-83-84) as a running back at Davidson College. He led the Wildcats in rushing and receiving as a senior for Coach Ed Farrell. Turner was a three-sport standout (football, basketball, baseball) at Chatham Central High School in Bear Creek, N.C.

He and his wife, Yvette, have one daughter — Bianca (7).

TURNER'S COLLEGE EXPERIENCE

Year	School	Title (Position)
1986	Davidson College	Assistant (Runningbacks)
1987	Davidson College	Assistant (Tight Ends)
1988-89	North Carolina State	Graduate Assistant
1990	Indiana (Pa.)	Assistant (Defensive Line)
1991-92	James Madison	Assistant (Outside Linebackers)
1993-	Kentucky	Assistant (Defensive Ends)

CHIP BEAKE

Graduate Assistant (South Carolina, 1992)



Chip Beake enters his second season as a graduate assistant football coach at the University of Kentucky.

Beake works as a defensive assistant under coordinator Mike Archer and is responsible for the offensive scout team, scout special teams, film breakdown and scouting.

Beake, a 1992 graduate of South Carolina, was a three-year member of the Gamecocks football squad in 1988-90, under coach Sparky Woods. Beake was a quarterback and earned a letter on special teams in 1989.

Beake was an all-state football player for Ft. Collins High School in Colorado. Football runs in the family as his father, John Beake, serves as the General Manager of the NFL's Denver Broncos. Beake is currently working on a master's degree in Kentucky's Patterson School of Diplomacy and International Commerce.

MIKE GRIFFITHS

Graduate Assistant (Eastern Kentucky, 1987)



Mike Griffiths enters his third year as graduate assistant football coach at the University of Kentucky.

Griffiths, a 1987 graduate of Eastern Kentucky, works as the offensive graduate assistant coach. His responsibilities include coordinating the defensive scout team, the scout punt and field goal rush units, as well as the varsity punt return specialists.

Griffiths originally worked his first year as graduate assistant at UK in 1991, moved to the high school coaching ranks a year later, and has returned to Coach Bill Curry's staff. In 1992, Griffiths was head football coach at Pineville High School and led his squad to a 2-8-0 record with a schedule dotted with larger classification opponents. He also spent one season (1990) as defensive coordinator at his alma mater, Green County High, in his only other prep coaching stint.

In high school, Griffiths was a two-time All-Southern Kentucky Athletics Conference selection as a runningback and defensive back at Green County High School. He was named Honorable Mention All-State during his senior campaign.

Griffiths, a native of Greensburg, served as a student-assistant coach under Roy Kidd at Eastern Kentucky for three years. Following the completion of his undergraduate degree, Griffiths then worked two years as a graduate assistant football coach for the Colonels. He earned a master's degree in physical education at EKU and is completing another master's degree in sports management at UK.

He is married to the former Heather Curry of Greensburg.

UK Football Support Staff

DAVID COMBS
Video Director



David Combs enters his 11th year as video director for the University of Kentucky Athletics Association.

Combs, a native of Bay City, Mich., is responsible for coaching films and video operations of the UKAA. He also works with the UK Sports Communications Office on a weekly basis during the year producing and distributing video, including game highlights, press conferences and interviews.

In addition to his duties for UK, Combs freelances for NFL films, where he has shot footage for highlight films and commercials.

Combs boasts the honor of shooting the main footage of Reebok's 1994 Super Bowl commercial featuring Emmitt Smith.

Combs earned his undergraduate degree in telecommunications and marketing from the University of Kentucky in 1984. As a student, he worked as cinematographer and editor of game films for the UK Coaching Staff.

Following graduation, Combs served as a TV-Film producer/director for the UK Office of Instructional Resources with his primary responsibility of serving the UKAA. He transferred to athletics in August of 1989 as sports video director.

Combs is married to the former Charlotte Preece of Paintsville. They have one son — Zachary.

JASON HABERMEL
Student Assistant Coach



Jason Habermel is in his third year as a student assistant coach for the Kentucky Wildcats.

Habermel, a native of Evansville, Ind., was a defensive tackle for the Wildcats in 1990 and 1991 before a factured vertebra ended his playing career. Habermel, a four-year lettermen for North High School in Evansville, is majoring in Education at Kentucky.

JANETTA OWENS
Administrative Assistant



Janetta Owens begins her 14th year with the University of Kentucky Athletics Association.

Owens was hired in July 1980 as the administrative assistant to the head football coach and has held that position under three head coaches — Fran Curci (1980-81), Jerry Claiborne (19812-89) and Bill Curry (1990-94).

Owens, a native of Corbin, Ky., is married to Lewis Owens, who is president and publisher of the Lexington Herald-Leader. They have one son, Wade Mitchell, and two grandchildren, Anthony and Jonah.

SANDY BELL
Director of Compliance



Sandy Bell is in her fifth year with the University of Kentucky Athletics Association.

A native of Lexington, Bell joined the UK staff in 1989 as Compliance Coordinator and was promoted to Director of Compliance in November, 1993.

Bell is responsible for insuring that UK coaches and athletes adhere to SEC and NCAA rules and regulations. This involves monitoring recruitment, eligibility, financial aid, awards and benefits. Bell also serves as UK's principal contact with the NCAA Initial Eligibility Clearinghouse.

Prior to coming to UK, Bell served as the Director of Guidance at Hendersonville High School in Hendersonville, Tenn. She has taught algebra, geometry and trigonometry at the high school and collegiate levels.

Bell received her bachelor's degree in mathematics from George Peabody College and her master's degree in educational psychology from Middle Tennessee State.

Bell is married to Stuart Bell, and has two daughters, Deana (21) and Lori (19).

RUSS PEAR
Facilities Coordinator



Russ Pear begins his 17th year with the University of Kentucky Athletics Association.

Pear, who was UK's Director of Intramurals from 1978-82 and then the Associate Director of Campus Recreation from 1982-92, became Athletic Facilities Coordinator on June 1, 1992. His immediate responsibility was to oversee the construction and opening of the Nutter Field House. His ongoing responsibilities include supervision for planning, maintenance, renovation, future construction and operation of all UKAA facilities.

Pear earned a bachelor's degree in education from Northern Illinois in 1976 and a master's degree in education from Colorado State in 1977.

Pear and his wife Kathy have two children — Leah (10) and Clay (7).

BARBARA DONNELLY
Ticket Manager



Barbara Donnelly enters her 19th year with the University of Kentucky Athletics Association.

Donnelly, a native of Flatwoods, was named ticket manager for the UKAA in October of 1987. She had served as assistant ticket manager since 1984.

Donnelly began her employment with UKAA as secretary to Frank Ham of the Blue-White Fund office in December, 1975.

She graduated from Russell High School in 1971 and owns an associate degree from Ashland Community College. She is the daughter of Jean Siple of Flatwoods.

JACK FLIGG
Assistant Athletics Director/ Football Operations



Jack Fligg is in his fifth year with the University of Kentucky Athletics Association. He was promoted to Assistant Athletics Director for Football Operations on March 11, 1991, after serving one year as administrative assistant with the UK Football program.

His primary responsibilities include coordinating football operations and the major administrative duties of Coach Bill Curry.

Fligg came to Kentucky from the University of Alabama where he spent three years as an administrative assistant. He officially became a member of the UK staff on Jan. 14, 1990.

Overall, Fligg begins his 29th year in intercollegiate athletics.

Prior to his administrative appointments, Fligg spent 22 years as an assistant coach at four schools — Georgia Tech (1964, 1984-86); West Virginia (1966- 69), Texas Tech (1970-74), and South Carolina (1975-82). He served under Jim Carlen for 16 of those seasons at West Virginia, Texas Tech and South Carolina. Prior to the collegiate level, Fligg coached high school football for 11 years in the Atlanta area — West Fulton High School and Grady High School.

Fligg played two seasons (1950-51) of college football at Auburn. He received his undergraduate degree from Oglethorpe in 1955 and his master's degree from George Peabody College in 1959.

He is married to the former Jonell Upchurch of Hapeville, Ga. They have three children — Matt, Joanna, and Mrs. Terri Carter — and four grandchildren.

UK Football Support Staff

MIKE FLORENCE
Strength Coach



Mike Florence enters his sixth season as strength coach for the University of Kentucky football program.

Florence, a 1983 graduate of Kentucky, was named the UK strength coach on May 18, 1989, replacing Pat Etcheberry. He had served as assistant UK strength coach for five years prior to his promotion.

During his collegiate days, Florence participated in weight lifting at UK. As a senior, he was an NCAA qualifier.

Florence, a native of Lexington, was a three-year letterman in football at Tates Creek High as offensive guard and linebacker. He also lettered twice in wrestling and posted a 23-2 record as a senior in the 185-pound division. Florence is single and resides in Lexington.

AL GREEN
Trainer



Al Green enters his 15th season as trainer for the University of Kentucky Athletics Association. His primary responsibility is football, but Green also supervises the 18 other sports at UK.

Green, a native of Brooklyn, N.Y., came to the University of Kentucky in 1979 after working five years as assistant trainer at Michigan (1974- 78).

Following his graduation from John F. Kennedy High School in Bellmore, N.Y., Green attended Lea (Minn.) College for two years. He transferred to Michigan and completed his undergraduate work, earning his bachelor's degree in education in 1973.

Green participated in the University of Arizona graduate program the following year, earning his master's degree (1974) in education, specializing in athletic training.

Green worked the Olympic Sports Festival in Oklahoma City, Okla., in 1989 and he is a member of the National Athletics Trainers Association. He has served as a past president of the Kentucky Athletics Trainers Society.

Green is married to UK's associate trainer Sue Stanley. He has three children — Douglas, Jennifer and Tracy Beth.

TONY NEELY
Sports Information Director



Tony Neely assumed the duties of Sports Information Director at Kentucky on July 1. Neely, who was previously the Sports Information Director at Vanderbilt University, will handle the day-to-day media relations efforts and publicity for the UK football team.

Neely, 34, has spent nearly 16 years in the collegiate sports information field. After serving four years as a student assistant (1978-82) at Vanderbilt, Neely was promoted to assistant SID and also held the title of associate SID before being promoted to Sports Information Director in 1992.

A graduate of Vanderbilt (cum laude) in 1982, Neely handled all game programs and men's basketball and baseball publicity while assisting with football publicity. He handled the 1984-85 Vanderbilt basketball media guide, which was judged third in the nation. Neely's 1982 and 1983 baseball media guides were voted second and third in the nation, respectively.

Neely, a member of the College Sports Information Directors of America, is married to the former Terri Thomason, a native of Paducah, Ky.

DARIN CARR
Coaching Video Director



Darin Carr enters his second year with Kentucky's Sports Video Department. Carr, who spent the 1993 year as the Assistant Video Director, becomes UK's Coaching Video Coordinator.

Carr, a native of Owensboro, Ky., earned his Bachelor of Arts degree in telecommunications from the University of Kentucky in 1991. After working part time for the UK video department for a year he was promoted to full time in August 1993.

Carr, the son of Gary and Shirlyn Carr, is single and resides in Lexington.

TOM KALINOWSKI
Equipment Manager



Tom Kalinowski enters his 16th year as equipment manager for the University of Kentucky football program.

Kalinowski, a native of Middleton, Conn., received his undergraduate degree from Kentucky in 1978. He had served as a student manager at UK, beginning in 1974 until his graduation. Kalinowski was named head football equipment manager in 1978.

He graduated from Xavier High School in 1974. At Xavier, Kalinowski was student manager for the football, baseball and basketball programs.

Kalinowski and his wife, Vicki, were married in March 1990. They have one son, Ian.

SUE STANLEY
Associate Trainer



Sue Stanley enters her 13th year as trainer at the University of Kentucky. Her main responsibility includes football and assisting in the supervision of the other 18 sports at UK.

Stanley, a native of Smithville, Ohio, came to Kentucky on a full-time basis in 1982. Prior to UK, Stanley had spent one year with the Sports Medicine Clinic at East Carolina.

She earned her bachelor's degree in physical education from The Ohio State University in 1979. Stanley later received her master's degree in exercise physiology from Purdue in 1981.

Stanley has worked as a trainer at the 1989 Olympic Sports Festival in Oklahoma City, Okla., and the 1992 Olympic Trials at Colorado Springs, Colo. She also served as trainer for the USA Women's Basketball Select Team which toured the Soviet Union and Yugoslavia in 1990. She was named the 1989 Assistant Athletics Trainer of the Year for District Nine and served a six-year term (1986-92) on the Board of Certification for the National Athletics Trainers Association. Stanley is presently vice president for the Kentucky Athletics Trainers Society.

Stanley is married to UK's head trainer Al Green.

1994 Kentucky Football Managers

under the direction of Tom Kalinowski

Bruce Van Bruggen
Benji Cecil
David Coogle
Chip Crafton
Nathan Deaton
Scott Deaton
Clay Durham
David Durham
Denise Durham
Curtis Hamilton
Meghan Haney
Cindy Hatfield
Marc Hildenbrand
Greg Juhl
Ron Lang
Tyler Long
Brian McDonald
Carroll Spalding
Scott Thurman

UK Football Support Staff

UK ATHLETICS MEDICAL STAFF



Dr. James Andrews
Orthopedic Consultant



Dr. David Caborn
Orthopedic Consultant



Dr. Kim Clawson
General Medical Consultant



Dr. Mary Lloyd Ireland
Orthopedic Consultant



Dr. John Perrine
Medical Director



Dr. Dennis Sprague
Sports Psychologist



Dr. H. Spencer Turner
Administrative Head

KENTUCKY FOOTBALL SUPPORT STAFF



Pastor C.B. Akins
Staff Consultant



Janis Aubrey
Staff Assistant



Jason Bauman
Field House Manager



Sim Blake
Assistant Strength Coach



Delandual Conwell
Student Coach



Billy Curry
Football Administration Intern



Misty Driscoll
Staff Assistant



Wardell Johnson
Volunteer Assistant



Kyle Moats
Dir. of Marketing & Promotions



Sandy Morgan
Administrative Assistant



Mary Anderson-Rdyz
Staff Assistant



Susan Renaker
Staff Assistant



Rodney Stiles
Dir. of Administrative Services



Bucky Trotter
Turf Management



Sandee Woodworth
Staff Assistant



THE PLAYERS



18 Dan Ariza

Punter, 5-11, 180, Sr-1L, Miami, Fla. (Christopher Columbus)

OUTLOOK: 8 games … Has 27 career punts, not including five punts in the Peach Bowl … Will battle Nicky Nickels for the punting duties this season.
1993 (JUNIOR): Saw action in eight games plus was UK's punter in the Peach Bowl … Recorded a 40.5 average on five punts in UK's 14-13 loss to Clemson in the Peach Bowl … Punted in seven regular season games … Had a 36.2-yard average on 27 punts … Nailed six punts inside the opponent's 20-yard line … Had eight punts of 40 yards or more, including his longest — a 55-yard effort against Clemson in the Peach Bowl … Was the backup holder on FGs … Earned first varsity letter.
1992 (SOPHOMORE): Did not see action.



1991 (REDSHIRT FRESHMAN): Did not see action.
1990 (FRESHMAN): Redshirted.
HIGH SCHOOL: One-year letterman as a punter and placekicker at Christopher Columbus High … Honorable mention All-City as a senior … Averaged 39.8 yards per punt in 1989 … Also connected on three of six field goals during final prep campaign … Career longs of 68 yards (punting) and 44 yards (field goals) … Coached by Dennis Lavelle … Lettered three years in tennis.
PERSONAL: Full name is Daniel John Ariza … Born 6/20/72 … Son of Edgardo and Olga Ariza … Communications major.
CIVIC SERVICE: Wildcat Cub Club (1993) … Participated with other UK student-athletes in the Wildcat Cub Club as mentors to Booker T. Washington Elementary School fifth-graders … National Kidney Foundation Wildcats Run and Walk (1991 and 1992) … Member of UK contingent to visit Shriner's Hospital (1990 and 1994) … Special Olympics Volunteer (1991) … Visitor to VA Hospital for "Salute to Veterans" (1991-94) … Active in Fellowship of Christian Athletes.

ARIZA CAREER STATISTICS

Year	Position	G	Punts	Yards	Ave.	Long
1993	Punter	8	27	976	36.2	49

ARIZA GAME-BY-GAME STATISTICS

1993

Opponent	Punts	Yds	Avg	LG
Kent	0	0	0	0
Florida		did not play		
Indiana		did not play		
South Carolina		did not play		
Ole Miss	2	91	45.5	49
LSU	4	134	33.5	46
Georgia	3	99	33.0	34
Miss. State	3	123	41.0	45
Vanderbilt	7	243	34.7	46
East Carolina	2	73	36.5	37
Tennessee	6	213	35.5	39
TOTALS	**27**	**976**	**36.2**	**49**
Peach Bowl	5	203	40.6	55



76 Mark Askin

Offensive Tackle, 6-5, 293, Sr-3L, Louisville (St. Xavier)

- *Sporting News* **Preseason Second-Team All-SEC (1994)**
- **SEC Academic Honor Roll (1991-93)**
- *Knoxville News-Sentinel* **All-SEC Freshman Team (1991)**
- **UK Offensive Leadership Award (Spring '92)**

OUTLOOK: 34 games, 27 starts … Started every game at offensive tackle in 1992 and 1993 … Most experienced member of UK offensive line … Only current three-time member of the SEC Academic Honor Roll … Could become only the third UK player to ever earn SEC Academic Honor Roll honors four straight years (Kovach, Wells) … Missed most of contact drills during spring because of injuries … Earned a 3.0-or-better GPA during '93 Fall and '94 Spring semesters.
1993 (JUNIOR): Began the season as the only returning starter for the



Wildcats on the offensive line … Started 11 games at right tackle … Suffered a sprained left knee in the Florida game but returned the next week to start against Indiana … Earned his third varsity letter at UK … Member of offensive line that opened holes for the Wildcats' rushing attack, which ranked 24th nationally … Helped UK rush for 200+ yards six times and 300+ yards twice … Named to SEC Academic Honor Roll for third straight year … Member of UK "Leadership Committee".

1992 (SOPHOMORE): Started all 11 games at right offensive tackle … Earned his second varsity letter … Academic All-Southeastern Conference Honor Roll … Member of offensive line which helped Kentucky roll to impressive numbers against Mississippi State (556 total yards), LSU (41 minutes of possession), Cincinnati (450 total yards) and Tennessee (305 yards rushing) … Named to Wildcats Pride for his championship performance three times — vs. Indiana, LSU and Mississippi State … Earned Offensive Leadership Award for his efforts during '92 spring drills.

1991 (REDSHIRT FRESHMAN): Played in all 11 games to pick up his first varsity letter … Began season as starter at right offensive guard, filling the void left by All-SEC Joel Mazzella … Started the first five games at guard … Was moved to right tackle following the LSU contest due to need for quality depth at tackle and the emergence of Jody Matthews and Wesley Jackson at guard … Fit in nicely at tackle behind senior Greg Lahr, a four-year letterman … Provided offensive line Coach Rick Rhoades with quality playing time … Named to *Knoxville News-Sentinel* All-SEC Freshman team … Academic All-SEC Honor Roll selection … Named to Wildcats Pride for his efforts vs. LSU.

1990 (FRESHMAN): Played in one game … Saw action for 13 plays against Rutgers … Missed the remainder of the season following a severe right knee sprain … Received medical hardship ruling which granted him another year of eligibility … Was among 24 Wildcats footballers with a 3.0-or-higher GPA during the '91 spring semester.

HIGH SCHOOL: Three-year letterman as offensive and defensive tackle at St. Xavier High School … First team All-State by Associated Press and *Louisville Courier-Journal* … Played in the Kentucky-Tennesee All-Star game … 1989 Gatorade Player of the Year in Kentucky … Recipient of Bobby Dodd Award given by Atlanta Touchdown Club as Lineman of Year in Kentucky as senior … *Orlando Sentinel* All-Southern team … Team captain and squad's most valuable player … Led Tigers to 10-3 record and state playoff berth in final prep season … Coached at St. Xavier by Mike Glaser … National Honor Society.

PERSONAL:: Full name is Mark Christopher Askin … Born 8/1/71 in Louisville, Ky. … Son of Ronald and Joyce Askin … His brother, Johnny, played offensive guard at Notre Dame … Another brother, Keith, played offensive guard at Murray State … Civil engineering major.

CIVIC SERVICE: Wildcats Cub Club (1993-94) … The Wildcats Cub Club is a group of UK student-athletes who participate as mentors for fifth grade students at Booker T. Washington and Arlington Elementary Schools in Lexington … Self-Esteem Team (1993) … As a member of the UK Self-Esteem Team, Askin assisted Fayette County students in establishing goal contracts … National Kidney Foundation Wildcats Run and Walk (1991-92) … Participated with members of UK football team in raising over $50,000 for National Kidney Foundation by way of a 24-hour walk/run marathon at Commonwealth Stadium … Celebrity visitor at the Shriners Hospital for Crippled Children (1990-92) … Comprehensive Care program which involves talking to various youth groups (1991-92).



73 Cliff Bailey

Offensive Tackle, 6-4, 280, Fr-RS, Trezevant, Tenn. (McKenzie)

OUTLOOK: 0 games … Spent 1993 season on offensive scout team … Showed much improvement during '94 spring drills … Could see action as a backup tackle … Earned a 3.0-or-better GPA during the '94 spring term.

1993 (FRESHMAN): Redshirted

HIGH SCHOOL: Started and lettered three years for coach Randy Thomas at McKenzie High School … Led team to 15 wins in three years … Earned All-District honors as a senior … West Tennessee Academic Athlete of the Year as a senior … Squad's Academic MVP as a senior … Also lettered in baseball … Graduated third in his class.

PERSONAL: Full name is Clifford Thomas Bailey … Born 3/21/75 in Brownsville, Tenn. … Son of Charles and Cathy Bailey … Majoring in mechanical engineering.



37 Shane Ball

Linebacker, 6-4, 210, Sr-1L, Henderson (Henderson County)

OUTLOOK: 11 games, 0 starts … Will fight for spot in LB rotation … Earned many reps during '94 spring drills because of rash of injuries at linebacker position … Credited with eight tackles and a pass broken up in 3 1/2 spring scrimmages.

1993 (JUNIOR): Did not see action.

1992 (SOPHOMORE): Played in three games (Central Michigan, Cincinnati and Tennessee) … Primary action coming on special teams … Named to Wildcats Pride for his efforts on scout team during South Carolina week … Made four tackles in '92 Blue-White Spring Game.

1991 (REDSHIRT FRESHMAN): Played in eight games to pick up first varsity letter … Most action came on UK kick coverage teams … Credited with three tackles on special teams play … Forced one fumble on punt coverage … Credited with forced fumble after knocking ball loose from Tony James of Mississippi State on a punt early in fourth quarter of 31-6 loss to Bulldogs.

1990 (FRESHMAN): Redshirted.

HIGH SCHOOL: Three-year letterman as middle linebacker and tight end at Henderson County High School … *Louisville Courier-Journal* third team All-State … Two times selected All-Western Kentucky and All-District … Selected as squad's permanent team captain and Most Outstanding Linebacker as senior while recording 95 tackles, one interception and blocking three kicks … Coached by Randy Reese … Lettered one year in track (discus and pole vault) … Student Council representative … President of Henderson County High's Fellowship of Christian Athletes.

PERSONAL: Full name is Samuel Shane Ball … Born 8/17/71 at Henderson … Son of Sam Ball and Jenny Smith … Agriculture major … His father, Sam, is a former UK All-American (1965) and played with the Baltimore Colts … His uncle, Mike Curtis, played linebacker for the Baltimore Colts.

CIVIC SERVICE: Johnson Elementary School mentor (1994) … UK Self-Esteem Team (1993) … Participated with other UK student-athletes on Self-Esteem Team to establish "goal contracts" with Fayette County students … Wildcat Cub Club (1992) … Participated with UK student-athletes in Wildcat Cub Club as mentors of Booker T. Washington Elementary School fifth graders … National Kidney Foundation Wildcats Run and Walk (1991-92) … Celebrity visitor to Shriners Crippled Childrens Hospital (1991) … Active Fellowship of Christian Athletes member … Cub Scouts guest speaker (1992).

BALL CAREER STATISTICS

Year	Position	G	Tackles	TFL	FF
1993	Linebacker		did not play		
1992	Linebacker	3	0	0	0
1991	Linebacker	8	3	0	1
TOTALS		**11**	**3**	**0**	**1**





Carey Barlow

Lineman, 6-3, 280, Fr-HS, Apopka, Fla. (Apopka)

HIGH SCHOOL: Coached by Chip Gierke at Apopka High School … Rated as a Top 24 player in Florida by *SuperPrep Magazine* … Was a member of the Florida Super Senior team and All-State team … Was named *BLUECHIP Illustrated* preseason All-Southeast Region … All-Central Florida … Earned the *Orlando Sentinel* Golden Helmet Award … Chosen to play in the Florida-Georgia high school all-star game … Runs a 5.1 in the 40 … Boasts a 360-pound bench press and a 525-pound squat … Was a three-year starter at offensive guard for Apopka, which earned a 34-4 record during that time … Helped Apopka rush for more than 4,000 yards in each of the past two seasons … Lettered in track and field … Chose UK over Georgia, Tennessee, Florida and Georgia Southern.

PERSONAL: Full name is Carey Curtis Barlow … Born 9/24/75 in West Palm Beach, Fla. … Son of Carey Ron and Leona Barlow … Major is undecided.



David Berringer

Lineman, 6-4, 270, Fr-HS, Ft. Thomas (Highlands)

HIGH SCHOOL: Lettered three years and started two years both ways under coach Tom Duffy at Ft. Thomas Highlands, the same high school that produced UK standout linebacker Marty Moore … Named to the *Louisville Courier-Journal* All-State first team and the *Lexington Herald-Leader* "Class of the Commonwealth" … Named *Kentucky Post* All-Star and Defensive Player of the Year … *Cincinnati Enquirer* All-Star … Was a Northern

Kentucky Athletic Association All-Star … Earned Northern Kentucky Coaches Association All-Star and Top 24 list… Earned AP All-State honors … Selected to participate in the Kentucky-Tennessee All-Star game … *Orlando Sentinel* All-Southern Team … Boasts a 325-pound bench press and squats 500 pounds … As a junior, helped lead Highlands H.S. to a 14-1 record and the state championship … High School Honor Roll student … Was also recruited by Louisville, Ball State, Cincinnati, Vanderbilt and Eastern Kentucky.

PERSONAL: Full name is David Scott Berringer … Born on 2/23/76 in Cincinnati, Ohio … Son of Mark and Barbara Berringer … Major is undecided … Related to Jim Howe, a UK letterman in '40s.



15 Leman Boyd

Strong Safety, 5-10, 195, So-1L, Bowling Green (High)

OUTLOOK: 11 games, 0 starts … Listed as starting strong safety after '94 spring drills … One of seven sophomores on post-spring defensive two-deep depth chart … Credited with nine tackles and one TFL (-2) during 3 1/2 spring scrimmages … Earned better than a 3.0 GPA in both the '93 fall and '94 spring terms.

1993 (SOPHOMORE): Played in 11 games for the Wildcats … Backed up Marcus Jenkins at strong safety … Tallied 12 tackles, including 10 unassisted … Member of kickoff and punt teams … Intercepted a pass against Kent … Earned first varsity letter.

1992 (FRESHMAN): Redshirted … Named to UK's Leadership Committee, a panel of Wildcats players selected by their respective teammates who serve as a "voice of the team" in matters with head coach Bill Curry.

HIGH SCHOOL: Three-year letterman and starter as running back and free safety at Bowling Green High School … 1991 Kentucky Network 3A Player of the Year … First team All-State by Associated Press and *Louisville Courier-Journal* as a senior … Rushed for 910 yards and scored 15 touchdowns and caught an additional 18 passes for 285 yards and three scores … Defensively, credited with 65 tackles and five interceptions from his free safety slot as a senior … Led the Purples to a 32-6 record during his prep career … Second team All-State by Associated Press and third team All-State by *Louisville Courier-Journal* following his junior campaign … Coached at Bowling Green by Dan Haley … Also lettered in basketball, swimming and baseball.

PERSONAL:: Full name is Leman Edward Boyd … Born 9/13/74 … Resides with his grandmother, Mary Gilbert … Majoring in social work at Kentucky.

CIVIC SERVICE: Joined other UK student-athletes in visiting Henry Clay High School and speaking to them on a variety of topics, such as the importance of an education, staying off drugs and the need to read.

BOYD CAREER STATISTICS

Year	Position	G	Tackles	PBU	Int
1993	Strong Safety	11	12	0	1

BOYD GAME-BY-GAME STATISTICS

1993

Opponent	TT	UT	AT	PBU	INT
Kent	3	3	0	0	1
Florida	1	1	0	0	0
Indiana	2	2	0	0	0
South Carolina	0	0	0	0	0
Ole Miss	0	0	0	0	0
LSU	2	1	1	0	0
Georgia	0	0	0	0	0
Miss. State	0	0	0	0	0
Vanderbilt	2	2	0	0	0
East Carolina	0	0	0	0	0
Tennessee	2	1	1	0	0
TOTALS	**12**	**10**	**2**	**0**	**1**
Peach Bowl	1	1	0	0	0





38 Brent Brasher

Wingback, 6-2, 185, Fr-RS, Providence (Webster County)

OUTLOOK: 0 games … Fighting for a position in backfield rotation … Earned more reps during '94 spring drills because of injury to Donnell Gordon … Gained 134 yards and scored three TDs on 35 carries in spring scrimmages … Scored on a 56-yard run during one scrimmage … Caught five passes for 25 yards.

1993 (FRESHMAN): Redshirted.

HIGH SCHOOL: Started and lettered three seasons for coach Jay Cobb at Webster County High School … Three-time All-State honorable mention … *Evansville Courier-Journal* 1993 Player of the Year … Rushed for 3,625 yards

in three years, including 1,438 as a senior … Led prep squad to winning records as a junior and senior … Had a career-best 255-yard effort against Ohio County … Also earned letters in track, basketball and baseball … Class President.
PERSONAL: Full name is Brent DeWayne Brasher … Born 3/21/75 in Madisonville, Ky. … Son of Rev. James H. Brasher … Majoring in psychology.



66 Andy Britt

Offensive Guard, 6-4, 270, Jr-2L, Russellville (High)

- **Academic All-SEC Honor Roll (1992)**
- **Most Improved Offensive Lineman (Spring '94)**

OUTLOOK: 13 games, 0 starts … Bracketed as starter along with Trent DiGiuro at right offensive guard after '94 spring drills based on his recovery from an injury … Tore ACL late in spring but is expected to return in fall … Earned Most Improved Offensive Lineman after spring drills … Joins Barry Jones as most experienced UK guards … Can play either guard or tackle.
1993 (SOPHOMORE): Played in six games for the Wildcats including the Peach Bowl … Backed up Mark Askin at right tackle … Earned second varsity letter for Kentucky … Member of UK special teams.
1992 (REDSHIRT FRESHMAN): Played in final eight games of the season to earn his first varsity letter … Used as backup offensive guard and on field goal/PAT special teams … Named to the Academic All-Southeastern Conference Honor Roll.
1991 (FRESHMAN): Redshirted.
HIGH SCHOOL: Three-year letterman as offensive and defensive tackle at Russellville High … Named first team All-State by Associated Press and the *Louisville Courier-Journal* … Two-way starter during entire prep career … Helped lead Panthers to 13-1 record and 1A state title as senior … Recorded 103 tackles and six quarterback sacks from defensive tackle slot in '90 … All-Western Kentucky Conference and All-District in final two seasons … Second team All-State by *Louisville Courier-Journal* as junior … Coached at Russellville by Ken Barrett … Two-year letterman in basketball … Earned Scholar-Athlete award in both sports (football and basketball) as senior … All-Academic Region IV in basketball as senior.
PERSONAL:: Full name is Robert Andrew Britt … Born 9/17/73 in Bowling Green, Ky. … Son of Jenks and Kathy Britt … Chemical engineering major.
CIVIC SERVICE: National Kidney Foundation Wildcats Run and Walk (1991-92) … Participated with other UK football players to help raise over $50,000 for Kidney Foundation with a 24-hour walk/run marathon … Copi-Cat Penpal (1991).



29 Daymon Carter

Back, 6-2, 220, Henderson (City College of San Francisco)

JUNIOR COLLEGE: Played two years under coach George Rush at City College of San Francisco with fellow Wildcat signees George Harris and Reggie Rusk … Broke all CCSF rushing records … Named first team All-American by JC Gridwire … Named the 1992 Golden Gate Conference Offensive Player of the Year … Named the 1993 Golden Gate Conference Back of the Year … His two-year CCSF stats include 3,230 yards rushing on 377 carries in 20 games with 42 TDs … He averaged 161.5 yards a game and 8.6 yards a carry … Ranked as the 20th-best JuCo prospect by recruiting analyst Tom Lemming … Originally signed with Kentucky in 1992 before going to CCSF.
HIGH SCHOOL: As a prepster for Henderson County, was named by the Kentucky Network as the state's "1991 Player of the Year" … Earned *Louisville Courier-Journal* and AP first team All-State honors … Member of the Kentucky-Tennessee All-Star team … Ended his prep career with 2,802 yards rushing (8.1 avg.) on 344 carries and 44 TDs … Rushed for 1,629 yards (8.7 avg.) as a senior on 187 attempts and scored 27 TDs … Also caught six passes for more than 200 yards and three touchdowns … Helped lead the Colonels to a 10-2 record and a spot in the state playoffs as senior … Established a school record for rushing in a game with 273 yards on 13 carries for four TDs vs. Madisonville in 1991 … Coached by Randy Reese at Henderson County.
PERSONAL: Full name is Daymon Carter … Born 2/5/73 … Son of Stella Carter … Major is undecided.



53 Howard Carter, Jr.

Def. End, 6-4, 245, Sr-2L, Dodge City, Kansas (Coffeyville Community College)

- **Preseason All-SEC nominee**

OUTLOOK: 20 games, 13 starts … Projected to be UK's starting right defensive end … Started last 10 games of 1993 season … Has size and ability to be an all-conference end … Missed entire '94 spring drills while rehabilitating shoulder.
1993 (JUNIOR): Started last nine games for the Wildcats at right defensive end while playing in 10 … Tallied 22 tackles with two sacks (-6 yards) and three tackles-for-loss (- 3 yards) … Had five tackles against Indiana … Had five tackles and a sack in the Peach Bowl … Earned second letter after transferring from Coffeyville Community College … Helped UK defense move from last in the SEC in 1992 to eighth in 1993.
1992 (SOPHOMORE): Played in nine games, earning the starting nod in three contests (Georgia, Mississippi State and Vanderbilt) … Ended the season with six tackles and one quarterback pressure … Credited with a pair of tackles vs. Indiana and Mississippi State … Had two stops and one QB pressure in first collegiate start vs. seventh-ranked Georgia … Missed the final two games with a right shoulder injury.
JUNIOR COLLEGE: One-year letterman as defensive end and tackle at Coffeyville (Kan.) Community College … Named 1991 All-Jayhawk Conference first team … Earned school's Hall of Fame Award as outstanding defensive player … Recorded 56 tackles and five quarterback sacks in leading the Red Ravens to a 6-3-1 record in '91 … Played only one season at Coffeyville Community College … Coached at Coffeyville by Skip Foster … Originally signed with Nebraska out of high school but did not enroll.
HIGH SCHOOL: Three-year letterman as outside linebacker and tight end at Dodge City (Kan.) High School … Led the Red Demons to a pair of Western Athletic Conference titles as junior and senior … Second team All-State as senior … First team All-Conference … Credited with 87 tackles during final prep campaign while leading Dodge City to 9-1 record … Coached at Dodge City by Dick Masters.
PERSONAL:: Full name is Howard Carter, Jr … Born 9/13/70 … Son of Howard A. Carter … Social work major.

CARTER CAREER STATISTICS

Year	Position	G	Tackles	Sacks	TFL
1992	Defensive End	9	6	0(0)	0(0)
1993	Defensive End	10	22	2(-6)	3(-3)
TOTALS		**19**	**28**	**2(-6)**	**3(-3)**

CARTER GAME-BY-GAME STATISTICS

1993

Opponent	TT	UT	AT	TFL	Sack
Kent			did not play		
Florida	1	0	1	0	0
Indiana	5	2	3	1(-1)	0
South Carolina	3	0	3	0	1(-3)
Ole Miss	1	1	0	0	0
LSU	4	2	2	0	1(-3)
Georgia	1	1	0	1(-1)	0
Miss. State	4	3	1	0	0
Vanderbilt	1	1	0	1(-1)	0
East Carolina	2	2	0	0	0
Tennessee	0	0	0	0	0
TOTALS	**22**	**12**	**10**	**3(-3)**	**2(-6)**
Peach Bowl	5	2	3	0	1(-5)





57 Dan Caruthers

Center, 6-3, 253, Sr-1L, West Hills, Calif. (Pasadena City College)

OUTLOOK: 5 games, 1 start … Listed as the starting center after spring drills but will have to battle Adam Kane to keep it.

1993 (JUNIOR): Started in the season-opener against Kent and saw action in four other games … Backed up Wes Jackson at center … Earned first varsity letter.

JUNIOR COLLEGE: Transferred to the University of Kentucky after lettering two years at Pasadena (Calif.) City College … Lettered as defensive end during freshman season (1991) and offensive center as sophomore (1992) … Second team J.C. Gridwire All-American in 1992 and first team All-Conference … Helped lead Pasadena City College to 9-2 record during 1992 season and Mission Conference title … Led PCC to victory in the Rose City Classic Bowl over College (Calif.) of the Desert last fall as well … Coached at Pasadena City College by Dennis Gossard.

HIGH SCHOOL: Three-year starter as tight end and defensive end at Saugus High School in Valencia, Calif … Named squad's Most Valuable Defensive Lineman as a senior … Coached at Saugus by Dick Flaherty … Also participated in track (shot put, discus).

PERSONAL:: Full name is Daniel Aaron Caruthers … Born 11/23/72 … Son of Granville and Carol Caruthers … Physical education major.

CIVIC SERVICE: Participated with other UK student-athletes in speaking to Maxwell Elementary students about such topics as the importance of getting an education and staying off drugs.



88 Darrin Clark

Tight End, 6-5, 241, Fr-RS, Coldiron (Bell County)

OUTLOOK: 0 games … Showed promise in spring drills before an injury sidelined him … Will battle Corey Reeves and Chris Davis for playing time at tight end.

1993 (FRESHMAN): Redshirted.

HIGH SCHOOL: Three-year starter as tight end and defensive end at Bell County High School … Consensus first team All-State selection by Associated Press, *Louisville Courier-Journal*, and *Lexington Herald-Leader* … Participated in Kentucky-Tennessee All-Star game … Max Emfinger's *BLUECHIP Magazine* All-American … Helped lead the Bobcats to a three-year record of 40-3, including 1991 state 3A championship … Ended his career with 72 receptions for 1,099 yards and 20 touchdowns … Posted outstanding senior campaign, leading Bell County to 13-1 record and spot in 3A state semifinals … Caught 28 passes for 405 yards and seven TDs in '92 … Two-way starter who was credited with 98 tackles, three quarterback sacks and three interceptions as defensive end last fall … Led Bell County to three Southeastern Kentucky Conference titles and three district titles … Coached by Dudley Hilton … Also lettered three years in basketball … All-Conference and third team All-State in basketball as a junior.

PERSONAL: Full name is Darrin Freeman Clark … Born 11/1/74 in Pineville, Ky. … Son of Freeman and Jewel Clark … Majoring in civil engineering.

CIVIC SERVICE: Participated with other UK student-athletes in speaking to Maxwell Elementary students about such topics as the importance of an education, staying off drugs and the need to read.



Doug Clark

Kicker, 5-9, 170, Fr-HS, Seymour, Tenn. (Seymour)

HIGH SCHOOL: Lettered three years under coach Gary Householder at Seymour H.S. … Earned AP and Tennessee Sports Writers Association All-State honors as a junior and a senior … *Mountain Press* All-County honoree … Named to All-Conference and All-East Tennessee teams … Connected on 13 of 18 field goals with a long of 55 yards as a senior … As a junior, made eight of 13 FGs with a long of 55 yards … Also connected on a 54-yarder and a 52-yarder … Has connected on 21 of 31 FG attempts, and missed only one inside the 40 … Made 49 of 51 PATs over two years … Reached end zone on 69 of 91 kickoffs … National Honor Society … Also lettered in golf and soccer … Was recruited by Michigan, Tennessee, Middle Tennessee State, Tennessee Tech, The Citadel and Dartmouth.

PERSONAL: Full name is Douglas Edwards Clark … Born on 4/15/76 in Knoxville, Tenn. … Son of Dewey and Frances Clark … Major is undecided.



20 Carlos Collins

Cornerback, 6-0, 196, Jr-2L, Cincinnati, Ohio (Moeller)

OUTLOOK: 19 games, 2 starts … Switched from running back to cornerback prior to '94 spring drills … Listed behind Steven Hall and Kiyo Wilson at weak corner position on post-spring depth chart.

1993 (JUNIOR): Did not see action … Redshirted.

1992 (SOPHOMORE): Played in 10 games as a backup tailback … Did not see action vs. LSU … Rushed 18 times for 75 yards (4.2 avg) … Also caught five passes for an additional 32 stripes … Turned in season-best performance in 24-14 loss at Ole Miss … Led the Wildcats with 51 yards rushing on 11 carries vs. the Rebels and had two receptions for eight yards … Gained 30 of his 51 stripes vs. Ole Miss in third quarter when Wildcats sliced a 17-point halftime deficit to 17-14 … Earned Wildcats Pride honors once — vs. South Carolina … Rushed twice for 11 yards and had one pass reception for 11 yards vs. Gamecocks.

1991 (FRESHMAN): Played in nine games as a true freshman, getting the starting nod in two games (Georgia and Vanderbilt) … Did not play against Miami (Ohio) and Florida … Was one of five true freshmen to see action … Ended season with 143 yards rushing (3.7 avg.) on 39 carries and no touchdowns … Caught seven passes for 27 yards and returned one kickoff for 11 yards … Turned in a career-high 66 yards rushing on nine carries in 24-6 victory over Kent State … Rushed for 47 yards on 13 attempts in 20-17 victory over Cincinnati … Had season-long 15-yard rush vs. Bearcats … Career-high two pass receptions for 10 yards also against Cincinnati.

HIGH SCHOOL: Multi-purpose tailback at traditional-power Cincinnati Moeller High School … Named first team All-Ohio by Associated Press … Earned All-Greater Cincinnati League and All-City accolades by *Cincinnati Enquirer* and *Cincinnati Post* as a senior … Rushed for 1,513 yards on 242 carries as a senior … Averaged 6.3 yards per attempt … Scored 18 touchdowns while leading Crusaders to a 9-2 record and berth in Ohio Division I playoffs in '90 … Also returned 11 kickoffs and averaged 22.5 yards per return … Helped Moeller to an 11-3 record in '89 and Division I runner-up spot … Coached at Moeller by Steve Klonne.

PERSONAL: Full name is Carlos Douglas Collins … Born 7/24/73 … Son of Charles and Wellyn Collins … Agriculture economics major.

CIVIC SERVICE: Joined other UK student-athletes in speaking at Johnson Elementary School about the importance of an education … Wildcats Cub Club (1993) … Participated with other UK student-athletes on Wildcats Cub Club as mentors for fifth grade students at Booker T. Washington Elementary School … National Kidney Foundation Wildcats Run and Walk (1992).

COLLINS CAREER STATISTICS

			Rushing					Receiving				
Year	Position	G	Att	Yds	Avg	TD	LP	Rec	Yds	Avg	TD	LP
1991	Tailback	9	39	143	3.7	0	15	7	27	3.9	0	13
1992	Tailback	10	18	75	4.2	0	8	5	32	6.4	0	11
1993	Tailback	did not play										
TOTALS		**19**	**57**	**218**	**3.8**	**0**	**15**	**12**	**59**	**4.9**	**0**	**13**





Kris Comstock

Lineman, 6-8, 285, Fr-HS, Apopka, Fla. (Apopka)

HIGH SCHOOL: Lettered three years under coach Chip Gierke at Apopka High School … Teammate of UK signees Carey Barlow and Tremayne Martin … Max Emfinger's preseason *BLUECHIP* All-American … First-team Academic All-American … Rated as a Top 45 player in Florida by *SuperPrep Magazine* … As a senior, earned first team All-Central Florida and third team All-Florida honors … Was named *BLUECHIP Illustrated* preseason All-Southeast Region and *Street & Smith's* preseason Top 100 to watch … One of Tom Lemming's top 35 offensive tackles in the country … Rated preseason as the 21st best player in Florida … As a junior, earned the *Orlando Sentinel* Golden Helmet Award, first team All-Conference honors and Orange County Offensive Lineman of the Year … Was a three-year starter at tackle for Apopka, leading them to a 34-4 record in that time … Helped Apopka rush for over 4,000 yards each of the past two seasons … Was also recruited by Florida, Notre Dame, Clemson and Duke … Also lettered in track … Member of the National Honor Society and student government … President of the Apopka FCA … Graduated in the top 10% of his class.

PERSONAL: Full name is Kristin Allen Comstock … Born 12/4/75 in Spokane, Wash. … Son of Greg and Kathy Comstock … Major is undecided.



68 Thad Corbin

Defensive Tackle, 6-3, 245, Fr-RS, Springfield, Tenn. (High)

OUTLOOK: 0 games … Projected as backup at left defensive tackle behind Mike Schlegel and Robert Stinson … Credited with seven tackles and a TFL during '94 spring drills.

1993 (FRESHMAN): Redshirted

HIGH SCHOOL: Started and lettered three years for coach Donnie Jones at Springfield H.S. … Earned Coaches first team and AP second team All-State honors … As a senior earned All-County and All-District honors … All-Midstate … Led team to a three-year record of 30-7 … Helped prep squad to District Championships as a junior and senior … Also lettered in wrestling … Student Council member.

PERSONAL: Full name is Thaddeus Bristol Corbin … Born 12/31/74 in Nashville, Tenn. … Son of William and Delight Corbin … Majoring in accounting … His father, William, was a three-year letterman (1959-61) for Vanderbilt.



60 Scott Crosley

Offensive Tackle, 6-3, 265, Jr-1L, Carmel, Ind. (High)

OUTLOOK: 4 games, 0 starts … Will again battle for playing time on the offensive line … Missed entire '94 spring drills with a shoulder and knee injury.

1993 (SOPHOMORE): Played in four games for the Wildcats as a backup offensive tackle … Saw action against Kent, Florida, LSU, Tennessee and played in the Peach Bowl against Clemson … Switched to tackle during '93 spring drills from center … Earned his first letter at Kentucky.

1992 (REDSHIRT FRESHMAN): Did not see action … Mononucleosis sidelined him during '92 spring drills … Right knee sprain limited his practice time during '92 fall … Did earn Wildcats Pride honors twice for his efforts on scout team in preparations for LSU and Cincinnati contests.

1991 (FRESHMAN): Redshirted … Injured medial collateral ligament in right knee during '91 season as a member of scout team … Did not require surgery … Had returned to 100 percent prior to spring, before setback with mononucleosis … Was one of 30 Wildcats football players to earn a 3.0 GPA-or-better during '91 fall semester.

HIGH SCHOOL: Three-year starter as offensive tackle at Carmel High School … First team All-State by Associated Press … Named to the *Bloomington Herald-Times* Top 33 team … All-Olympic Conference and All-Hamilton County as a junior and senior … Graded above 90 percent in nine of 10 games during final prep campaign … Helped Greyhounds post a 29-5 record during varsity career, including a 13-1 mark and 5A state championship as a junior … Coached at Carmel High by Jim Belden … Lettered one year in track (shot put and discus).

PERSONAL:: Full name is Scott Franklin Crosley … Born 8/8/72 in Indianapolis, Ind. … Son of David and Elizabeth Crosley … Business management major.

CIVIC SERVICE: Was the head chef as a contingent of UK athletics personnel, organized by student assistant Robin Hall and joined by Coach Curry, fed the homeless at Lexington's Hope Center … UK Self-Esteem Team (1993) … Participated with a group of UK student-athletes on Self-Esteem Team to establish "goal contracts" with various elementary, middle school, junior high and/or high school students in the Fayette County School system … National Kidney Foundation Wildcats Walk and Run (1992).



Marcus Cross

Lineman, 6-4, 225, Fr-HS, Paducah (Tilghman)

HIGH SCHOOL: Coached by Bob Blackmon at Tilghman H.S. … As a senior, caught 22 passes for 385 yards and made 65 solo tackles … Earned AP and *Louisville Courier-Journal* first team All-State honors … Member of *BLUECHIP Illustrated's* preseason Dream Team … *BLUECHIP Illustrated* All-Southeast Region … Listed by Tom Lemming as one of the best tight ends in the country … Named to the *Lexington Herald-Leader* "Class of the Commonwealth."

PERSONAL: Full name is Marcus Andre Cross … Son of Mark Johnson and Georgette Cross.



85 Isaac Curtis, III

Wingback, 6-3, 213, So-1L, Cincinnati, Ohio (Roger Bacon)

OUTLOOK: 6 games, 0 starts … UK's leading receiver during '94 spring drills … Caught 10 passes for 135 yards and three TDs during 3 1/2 spring scrimmages … Will split time between wingback and flanker … Earned a 3.0 GPA during the '94 spring semester.

1993 (REDSHIRT FRESHMAN): Played in six games, including the last four … Did not catch a pass, but developed into best blocker among Wildcats receiving corps … Earned first letter at Kentucky.

1992 (FRESHMAN): Redshirted … Earned Wildcats Pride honors for his efforts on scout team during preparations for Florida and South Carolina contests.

HIGH SCHOOL: Two-year starter as split end and defensive back at Roger Bacon High School … Voted Back of the Year in the All-Greater Catholic North League as a senior … First team All-Conference … All-Southwest Ohio and All-City … Named to the North-South All-Star game … Caught 45 passes for 889 yards and nine touchdowns as a senior … Averaged 19.7 yards per reception … Only played two years of football (1990-91) … Coached at Roger Bacon by Gus Dooros … Two-year letterman in basketball.

PERSONAL:: Full name is Isaac Fisher Curtis, III … Born 1/30/74 … Son of Isaac and Mildred Curtis … Psychology major … His father, Isaac, ended his 12-year professional career as the all-time leading receiver in Cincinnati Bengal history.

CURTIS CAREER STATISTICS

Year	Position	G	Rec	Yds	TD
1993	Flanker	6	0	0	0



51 Kareem Dailey

Defensive End, 6-3, 236, Fr-RS, Louisville (Jeffersontown)

OUTLOOK: 0 games … Switched from linebacker to defensive end during '94 spring drills … Credited with nine tackles, a 14-yard sack and two TFL (-4) in 3 1/2 spring scrimmages.

1993 (FRESHMAN): Redshirted.

HIGH SCHOOL: Two-way starter at linebacker and tight end at Jeffersontown High School as a senior … Third team All-State in 1992 as linebacker by *Louisville Courier-Journal* … Participated in Kentucky-Tennessee All-Star Game where he was credited with three tackles, including one TFL … Posted 81 tackles, four quarterback sacks, 10 TFLs and five caused fumbles last fall as a senior … Helped Jeffersontown advance to third round of state 4A playoffs and an 8-5 record … Caught seven passes for 131 yards as a tight end … Also showed his versatility by returning seven kickoffs for 201 yards and one touchdown … Career-high 17 tackles vs. Louisville Eastern … Played only one season at Jeffersontown and missed first two contests of 1992 campaign because of Kentucky High School Athletics Association transfer rule … Lettered three seasons at Louisville Waggener High before moving to Jeffersontown High … Coached at Jeffersontown by Steve Bocko … Also lettered in track (hurdles/triple jump) and basketball at Waggener.

PERSONAL: Full name is Kareem Tabori Dailey … Born 5/23/75 in Louisville, Ky. … Son of Fellon and Carolyn Dailey … Majoring in business.



Carl Daley

Fullback, 5-9, 195, So-TR, Louisville (St. Xavier/Dayton)

OUTLOOK: 0 games … Saw a lot of action during '94 spring drills because of "turf toe" injury to Damon Hood … Will add depth to UK fullback position.

1993 (REDSHIRT FRESHMAN): Did not play football.

AT DAYTON: Helped Flyers post a 10-1 record, losing in the first round of the 1992 Division III playoffs … Carried the ball eight times for 26 yards.

HIGH SCHOOL: Lettered three years while starting two for coach Mike Glaser at St. Xavier High School … Helped team to a three-year record of 32-8 … Squad secured District Championship in 1990 and Regional Championship in 1991 … Squad was also State runner-up in '91 … Gained 1,638 yards in two years with 22 TDs … Selected to play in the East-West All-Star game … Also lettered in track.

PERSONAL: Full name is Carleton Kellogg Daley … Born 9/23/73 in Cincinnati, Ohio … Son of Bill and Carlene Daley … Majoring in accounting.







82 Chris Davis

Tight End, 6-7, 273, So-1L, Roanoke, Ala. (Handley)

OUTLOOK: 10 games, 0 starts … Listed as the second tight end coming out of '94 spring drills … UK's third leading receiver in 3 1/2 controlled scrimmages with five catches for 55 yards … Had a longest reception of 19 yards during spring … One of tallest Wildcats at 6-7.

1993 (REDSHIRT FRESHMAN): Saw action in 10 games for the Wildcats … Most playing time came on the UK special teams, but did see action as tight end in Peach Bowl … Switched to tight end during the preseason after spending time at defensive end and offensive tackle … Earned first letter at Kentucky.

1992 (FRESHMAN): Redshirted.

HIGH SCHOOL: Four-year letterman as tight end and defensive tackle at Handley High School … Named 4A All-State first team by the Alabama Sportswriters Association … Also named to the *Anniston Star* Super 12 team … Two-time All-Randolph County … Helped lead the Tigers to respective 10-4 and 11-3 records and state playoffs in junior and senior seasons … Despite lining up at tight end, Davis caught an impressive 60 passes for 1,068 yards and seven touchdowns in 1991 … Averaged 17 yards per reception … Credited with 57 tackles in spot duty at defensive tackle … Coached at Handley High by Mike Parker … Also lettered three years in basketball.

PERSONAL: Full name is Chris Shane Davis … Born 5/1/74 … Son of Lamar and Sunny Davis … Economics major.

CIVIC SERVICE: Wildcat Cub Club (1993) … Participated with other UK student-athletes in Wildcat Cub Club as mentors of fifth grade students at Booker T. Washington Elementary School.

DAVIS CAREER STATISTICS

Year	Position	G	Rec	Yds	TD
1993	Tight End	10	0	0	0



81 Harold Dennis

Placekicker, 5-9, 165, So-Sq, Radcliff (North Hardin/Louisville)

OUTLOOK: 0 games … Competing for the kicking duties … Posted a solid showing during spring practice, making three of four field goal attempts … Connected from 27, 41, and 28 yards while missing from 39 yards.

1993 (REDSHIRT FRESHMAN): Transferred to Kentucky … Was not a member of the football team.

AT LOUISVILLE: Played soccer as a freshman.

HIGH SCHOOL: Played one year of football for coach Joe Jaggers at North Hardin High School … Made 3-of-6 field goals, the longest being 28 yards … First-team All-Area as chosen by the Elizabethtown News Enterprise … Longest field goal in practice was 55 yards … Also a three-year letterman in soccer (forward) and a one-year letterman in track (sprinter, high jump) … Led soccer team in scoring as a senior with 24 goals and tallied 18 goals, second on the team, as a junior … Was an All-District and honorable mention All-State choice both years … Team reached final eight of the state playoffs as a senior … Helped lead track team to a State Championship during his senior year … Member of the Fellowship of Christian Athletes, Students Against Drunk Driving, the Spanish Club, and Who's Who Among American High School Students.

PERSONAL: Full name is Harold Dennis, Jr. … Born 3-6-74, Nashville, Tenn. … Son of Barbara Dennis … Majoring in business management.



Phillip Donald

Strong Safety, 5-8, 196, Fr-RS, Lexington (Bryan Station)

OUTLOOK: Joined the Wildcats prior to the '94 spring drills.

1993 (FRESHMAN): Did not play football.

HIGH SCHOOL: Lettered two years and started one for coach Dan Cassity at Bryan Station High School … Helped team to a 11-2 record as a senior … Squad won District Championship and was Regional runner-up in 1992 … Also lettered in wrestling and track … Earned a Presidential Achievement Award.

PERSONAL: Full name is Phillip C. Donald, Jr. … Born 8/21/75 in Lexington, Ky. … Son of Phillip, Sr. and Ruth Donald … Majoring in business management … Cousin, Robert Washington, played basketball for Eastern Kentucky and the Cleveland Cavaliers.

1994 Wildcats Profiles



91 Jebron Farah

Flanker, 5-11, 172, Jr-Sq, Carlisle (Nicholas County)

OUTLOOK: 0 games … Projected to see action this campaign at either flanker or split end … Listed as third-string flanker on the post-spring depth chart.
1993 (SOPHOMORE): Did not play.
1992 (REDSHIRT FRESHMAN): Did not play … Earned Wildcats Pride honors with efforts on scout team during Vanderbilt week … One of 24 Wildcats to post a 3.0 or higher GPA during '92 spring semester.
1991 (FRESHMAN): Redshirted.
HIGH SCHOOL: Four-year letterman and three-year starter as wide receiver and defensive back for coach Greg Letcher at Nicholas County High School … Also lettered in baseball and weightlifting.
PERSONAL: Full name is Edward Jebron Farah … Born 3/22/73 in Lexington, Ky. … Son of Licha and Rose Marie Farah … Majoring in finance.



Chris Ford

Back, 6-1, 175, Fr-HS, Tallahassee, Fla. (FAMU)

HIGH SCHOOL: Coached by Harry Jacobs at Florida A&M University High, which is a developmental research school located on the campus of Florida A&M … *BLUECHIP Illustrated* All-Southeast Region … Ranked by Tom Lemming as one of top players in the country … Earned first team All-State honors as a senior and second team honors as a junior … Named third team All-Big Bend as a junior and senior … Was a quarterback and defensive back for FAMU … Started 32 straight games at QB … As a junior, connected on 50-of-102 passes for 1,037 yards and eight TDs, while gaining 612 yards on 64 carries … As a senior, connected on 58-of-116 passes for 792 yards and eight TDs, while gaining 423 yards on 51 rushes … Tallied four interceptions as a senior … Earned three letters in track at FAMU … Was FAMU's Athlete of the Year as a senior … Ran the 300-yard intermediate hurdles in a state-record 38.9 seconds to win a second-straight Class A title in the spring of 1993 … Recorded a state record time of 14.75 in the 110-meter high hurdles to win his second-straight Class A title … Recorded a 4.4 time in the 40-yard dash … Student Government President … Was also recruited by Clemson, Syracuse, Nowthwestern, Florida State, Florida A&M and Louisville.
PERSONAL: Full name is Christopher Allen Ford … Born 2/26/76 in Quincy, Fla. … Son of James Ford and Barbara Johnson and grandson of Mrs. Annie Holley … Planning to major in accounting.



22 Pierce Foster

Halfback, 5-11, 207, Jr-TR, Dayton, Ohio (Patterson Co-op/Georgia)

OUTLOOK: 0 games ... Foster made a favorable impression during the '94 spring drills in his first action since joining Kentucky ... Will likely join scout team but may earn some playing time.
1993 (SOPHOMORE): Did not play football.
AT GEORGIA: Did not see any action ... Was member of the offensive scout team as a scatback ... Joined team in trip to 1992 Citrus Bowl.
HIGH SCHOOL: Lettered four years and started three for coach Grant Clark at Patterson Co-op ... Helped team to a three-year record of 18-15 ... All-City ... All-Southwest District ... Led the city of Dayton in rushing three years with 630 yards as a sophomore, 801 yards as a junior and 930 yards as a senior ... Also lettered in track and wrestling ... Member of Student Council and National Leadership Council.
PERSONAL: Full name is Pierce Foster, III ... Born on 5/28/73 in Dayton, Ohio ... Son of Pierce, II, and Jackie Foster ... Related to Frankie Sanders, who played professional basketball for the Celtics, Spurs and 76ers.





Eric Fulcher

Placekicker, 5-10, 160, Fr-RS, Louisville (Ballard)

OUTLOOK: 0 games … Competing for the kicking duties … Was 2-for-3 on PATs during the '94 spring drills … Connected on his only FG, a 26-yard effort during the spring.
1993 (FRESHMAN): Redshirted.
HIGH SCHOOL: Lettered three years and started two for coach Chris Roberts at Ballard High School … Helped team compile a two-year record of 22-5 … Squad was 1992 Regional runner-ups and 1993 Regional Champions … All-State … *Louisville Courier-Journal* honorable mention All-State … Louisville/Southern Indiana All-Star game MVP … Honorable mention All-County … Connected on 38-of-40 PATs and 6-of-8 FGs as a senior … Also lettered in soccer … Student Council member.
PERSONAL: Full name is Eric David Fulcher … Born 7/11/75 in Little Rock, Ark. … Son of Frank and Carol Fulcher … Majoring in biology.



83 John Gibson

Defensive End, 6-7, 252, Fr-RS, Independence (Simon Kenton)

OUTLOOK: 0 games … Missed entire 1993 season and most of '94 spring drills with a shoulder injury.
1993 (FRESHMAN): Redshirted.
HIGH SCHOOL: Two-year starter as tight end and defensive end at Simon Kenton High School … Honorable mention All-State by *Louisville Courier-Journal* … All-Northern Kentucky Athletics Conference and All-Region … Max Emfinger's *BLUECHIPS* "Top Ten Tightends in the South" … Tom Lemming's *Prep Football Report* All-Southeast Team … *BLUECHIPS* All-Southeast … Participated in the Kentucky-Tennessee All-Star Game … Caught 29 passes for 587 yards for the Pioneers as a senior … Had 10 receptions for 230 yards during his junior campaign … Only played two seasons of high school football … Coached at Simon Kenton by Tim Odom … Three-year letterman in basketball … Finished second in Kentucky in rebounds during the 1992-93 season, averaging 14.7 rebounds (441 rebounds in 30 games) per contest … All-Conference as a junior and senior … Most Valuable Player of the 1993 Famous Recipe Basketball Classic … Established Tip-Off Classic Tournament record with 42 rebounds in three games during junior season.
PERSONAL: Full name is John S. Gibson … Born 8/21/75 in Cincinnati, Ohio … Son of John and Nancy Gibson … Majoring in physical education … His grandfather, George, played football at Kentucky, while his father, John, played football at Western Kentucky.





44 David Ginn

Linebacker, 6-5, 205, Fr-RS, Cincinnati, Ohio (Elder)

OUTLOOK: 0 games … Saw first action during spring after missing entire fall because of shoulder injury … Listed as third-string buck linebacker on post-spring depth chart.
1993 (FRESHMAN): Redshirted.
HIGH SCHOOL: Three-year starter as defensive end and outside linebacker at Elder High School … Honorable mention All-State … Three-time All-City selection and twice named All-Southwest Ohio … *SuperPrep* All-Midwest Team … Tom Lemming's *Prep Football Report* All-Midwest Team … Credited with 90 tackles, five quarterback sacks, 17 QB hurries, three caused fumbles, three blocked kicks and two fumble recoveries as a senior … Helped lead the Panthers to a 6-4 mark and Greater Cincinnati League runner-up spot in 1992 … Posted 74 tackles, 10 sacks and 22 QB hurries during 10-1 season as a junior … Also caused five fumbles and blocked three kicks in 1991 as Elder captured the Greater Cincinnati League title … Played as a sophomore at Roger Bacon High … Coached at Elder by Tom Grippa … Two-year letterman in basketball … Scored a career average 13 points per game … Led Elder to league and state titles as a junior … Has a 36-inch vertical jump … Named All-League as a junior and squad's Most Valuable Player for the Basketball Pioneers.
PERSONAL: Full name is David Paul Ginn … Born 9/9/74 in Cincinnati, Ohio … Son of William and Mary Ginn … His sister, Emily, was a four-year starter and captain in volleyball at Mississippi State.



28 Donnell Gordon

Halfback, 5-10, 194, So-1L, PeWee Valley (South Oldham)

OUTLOOK: 9 games, 1 start … A member of UK's talented young backfield … One of Kentucky's strongest offensive players … Overshadowed as a freshman by Moe Williams but could stand out as a sophomore … UK's second leading kickoff returner in 1993.
1993 (FRESHMAN): Saw action in nine contests with a start against South Carolina … Was backup to Moe Williams at halfback … Carried the ball 14 times for 84 yards … Against South Carolina, caught pitch on the option and ran 32 yards to the Gamecock three-yard line to set up Kentucky's first score … Scored on a nine-yard run against Kent … Second on the squad in kickoff returns with 106 yards on six returns … Averaged 17.7 yards per return … One of six true freshmen to see action for UK … Earned first varsity letter.
HIGH SCHOOL: Consensus All-State selection by Associated Press, *Louisville Courier-Journal*, and *Lexington Herald-Leader* … Named the

Kentucky Network Player of the Year and the Gatorade Player of the Year … Earned the Paul Hornung Award, symbolic of the state's top high school player … Mr. Kentucky Football finalist … *Orlando Sentinel* "Dixie Dozen" … Tom Lemming's *Prep Football Report* All-American and All-Southeast … Max Emfinger's *BLUECHIP Magazine* All-American and "Top 13 Runningbacks in America" … *SuperPrep* All-American … Averaged an impressive 8.6 yards per carry as a senior … Rushed for 2,342 yards on 271 carries and scored 25 touchdowns … Led South Oldham to a 10-4 record and semifinals of state 3A playoffs as a senior … Averaged 167.3 yards rushing per outing … Scored 154 points during the 1992 season … Rushed for a career-high 351 yards on 24 carries and scored five touchdowns against Franklin County … Gained 333 yards on 21 attempts and scored four TDs in leading South Oldham to a 46-13 victory over Woodford County in second round of state 3A playoffs … As a junior, Gordon rushed for 1,406 yards and scored 17 TDs … Career totals featured 6,336 yards rushing and scored 62 touchdowns … Coached at South Oldham by Bob Bronger.

PERSONAL: Full name is Donnell Lamont Gordon … Born 1/12/74 … Son of Addie Lee Hinkle … Majoring in business.

CIVIC SERVICE: Joined Coach Curry and other Wildcats football players in visiting with patients at the Shriner's Children Hospital.

GORDON CAREER STATISTICS

			Rushing				Kickoff Returns				
Year	Position	G	Rush	Yds	Avg	TD	LP	KOR	Yds	Avg	TD	LP
1993	Tailback	9	14	84	6.0	1	32	6	106	17.7	0	23

GORDON GAME-BY-GAME STATISTICS

1993

Opponent	Rush	Yds	TD	KOR	Yds	TD
Kent	2	10	1	0	0	0
Florida			did not play			
Indiana	1	9	0	0	0	0
South Carolina	4	36	0	0	0	0
Ole Miss			did not play			
LSU	2	14	0	2	37	0
Georgia	0	0	0	0	0	0
Miss. State	2	4	0	1	22	0
Vanderbilt	0	0	0	2	31	0
East Carolina	0	0	0	1	16	0
Tennessee	3	11	0	0	0	0
TOTALS	**14**	**84**	**1**	**6**	**106**	**0**
Peach Bowl	2	10	0	0	0	0



14 Steven Hall

Cornerback, 6-1, 208, Jr-3L, New Haven, Ind. (High)

- **Preseason All-SEC nominee**
- **UK Defensive Leadership Award (Spring '94)**

OUTLOOK: 25 games, 9 starts … UK's leading returning tackler with 54 stops … Versatile player who started at two different positions last season and saw action at all four secondary slots … Expected to start at weak corner.

1993 (JUNIOR): Started five games at free safety and three games at field corner while playing in 11… Did see action in the Peach Bowl … Fourth on the team in tackles with 54, including 47 unassisted … Credited with three pass deflections … Had interceptions against Ole Miss and Tennessee … Returned an interception 28 yards against Ole Miss … Recorded a career-high nine tackles against Mississippi State … Credited with eight tackles against South Carolina … Member of kickoff and punt coverage teams … Earned third letter.

1992 (SOPHOMORE): Played in Wildcats first three games before suffering season-ending left ankle fracture in waning moments of Indiana contest … Credited with five tackles from his cornerback spot, with an additional three stops coming on UK special teams … Made one tackle and recovered a fumble in season-opening victory over Central Michigan … His fumble recovery on a UK punt set up Wildcats on CMU 13 and led to a one-yard TD plunge by QB Pookie Jones … Against Florida, Hall was credited with four tackles and one blocked field goal … Blocked a 24-yard field goal attempt by PK Bart Edmiston during second quarter … Selected by UK Coaching Staff as Wildcats "Most Improved Defensive Back" coming out of the 1992 spring drills.

1991 (FRESHMAN): Played in all 11 games, including one start, as corner and member of UK special teams … Was one of five "true" freshmen to see action during the season, the others were Carlos Collins, Damon Hood, Steve Langenkamp and Corey Reeves … Responded well in his first varsity start (Georgia) with a career-high five tackles … Credited with nine tackles on the season and an additional four stops on special teams … Blocked a 50-yard field goal attempt by Mississippi State's Chris Gardner and posted two tackles in game at Starkville … Named to Wildcats Pride for special team efforts at Indiana.

HIGH SCHOOL: Three-year letterman as multi-purpose offensive back and cornerback at New Haven High School … Named first team All-State by United Press International … Honorable mention All-State by Associated Press … All-Northeast Hoosier Conference … Squad's Most Valuable Player and team captain as a senior … Caught 25 passes for 485 yards, rushed for 211 yards (7.8 avg) and scored 66 points as a flanker/tailback in 1990 … On defense, credited with 43 tackles and five interceptions … Ended career ranked third on school list for rushing yards (1,647) and receiving yards (733 on 36 receptions) … Coached at New Haven by Jim Kirkton … Two-year letterman in basketball … Four-year letterman in track.

PERSONAL:: Full name is Steven Lamont Hall … Born 4/15/73 in Fort Wayne, Ind … Son of Claude and Doris Hall … His father, Claude, played defensive back at Grambling State … Electrical engineering major.

CIVIC SERVICE: Participated with other UK student-athletes as a celebrity visitor to the Lexington YMCA and the Nicholasville Elementary and Crawford Middle Schools … Helped to promote the idea of kids staying off drugs and staying in school … National Kidney Foundation Wildcats Walk and Run (1992).

HALL CAREER STATISTICS

Year	Position	G	Tackles	TFL	PBU	Int
1991	Cornerback	11	9	0(0)	0	0
1992	Cornerback	3	5	0(0)	1	0
1993	Cornerback	11	54	0(0)	3	2
TOTALS		**25**	**68**	**0(0)**	**4**	**2**

HALL GAME-BY-GAME STATISTICS

1991

Opponent	Tackles	PBU	Int
Miami (O)	0	0	0
Indiana	0	0	0
Kent State	1	0	0
Ole Miss	0	0	0
Miss. State	2	0	0
LSU	0	0	0
Georgia	5	0	0
Cincinnati	0	0	0
Vanderbilt	1	0	0
Florida	0	0	0

Tennessee	0	0	0
TOTALS	**9**	**0**	**0**

1992

Opponent	Tackles	PBU	Int
Central Michigan	1	0	0
Florida	4	0	0
Indiana	0	1	0
South Carolina		did not play	
Ole Miss		did not play	
LSU		did not play	
Georgia		did not play	
Miss. State		did not play	
Vanderbilt		did not play	
Cincinnati		did not play	
Tennessee		did not play	
TOTALS	**5**	**1**	**0**

1993

Opponent	TT	UT	AT	PBU	INT
Kent	2	2	0	0	0
Florida	5	5	0	1	0
Indiana	6	6	0	0	0
South Carolina	8	8	0	1	0
Ole Miss	4	4	0	1	1
LSU	6	6	0	0	0
Georgia	4	2	2	0	0
Miss. State	9	7	2	0	0
Vanderbilt	7	5	2	0	0
East Carolina	1	1	0	0	0
Tennessee	2	1	1	0	1
TOTALS	**54**	**47**	**7**	**3**	**2**
Peach Bowl	1	0	1	0	0



77 Dude Harper

Center, 6-0, 250, Sr-3L, Clemson, S.C. (Daniel)

• **Academic All-SEC Honor Roll (1992, 1993)**

OUTLOOK: 25 games, 0 starts … UK's primary long snapper.
1993 (JUNIOR): Saw action in every game except the Indiana contest … Backup center for the Wildcats … Squad's short snapper for PAT and field goals … Earned third letter at Kentucky … One of 14 Wildcats named to SEC Academic Honor Roll … One of 24 Wildcats who earned at least a 3.0 GPA during the '94 spring semester.
1992 (SOPHOMORE): Played in all 11 games as a backup center and UK's snapper on all field goals and PATs … Selected to the Academic All-Southeastern Conference Honor Roll … Earned his second varsity letter … Earned Wildcats Pride honors for his efforts on special teams vs. Indiana and LSU.
1991 (REDSHIRT FRESHMAN): Played in last four games as UK's primary long snapper … Earned first varsity letter … Forced to handle snapping duties when regular Chris Reedy was lost for season because of a knee injury … Calmly handled pressure of long snapping in collegiate debut against Cincinnati … Had perfect snap to start game-winning 53-yard field goal by Doug Pelfrey as time expired to give Wildcats a 20-17 victory over Cincinnati … One of 30 Wildcats football players to earn a 3.0-or-better GPA during '91 fall semester.
1990 (FRESHMAN): Redshirted.
HIGH SCHOOL: Four-year letterman as offensive tackle, defensive guard and snapper at D.W. Daniel High School … Two-time All-County and All-Region selection … Voted squad's Best Offensive Lineman … Helped lead Lions to state 3-A runnerup spot and 10-5 record as junior as well as 6-5 mark as senior … Coached at Daniel by Dick Singleton … Three-year letterman in wrestling … Finished third in state in heavyweight division as junior.
PERSONAL: Full name is Dude Hennessey Harper … Born 12/11/71 in Winston-Salem, N.C. … Son of Coral Harper and the late Tom Harper … His father, Tom, lettered two years in football (1952-53) at Kentucky … His brother, J.C., played football at Clemson (1985-88) …His brother, Tom, Jr., played football at Middle Tennessee State.
CIVIC SERVICE: UK Self-Esteem Team (1993) … Participated with other UK student-athletes on Self-Esteem Team in setting "goal contracts" with various students in the Fayette County School system … Guest speaker in College of Education (1993) program which conducted on-campus workshops for elementary, middle school, junior high and high school support staff … Local Boy Scout Troop guest speaker (1993) … National Kidney Foundation Wildcats Run and Walk (1991-92) … Celebrity visitor to Shriner's Crippled Children Hospital (1991) … Special Olympics volunteer (1991) … Copi-Cat Penpal Program (1991) … Comprehensive Care Program (1992).



8 George Harris

Free Safety, 5-11, 180, Jr-JC, Oakland, Calif. (City College of San Francisco)

OUTLOOK: 0 games … Beginning first campaign after transferring from the City College of San Francisco … Noted hard-hitter who ranked fourth on the squad in tackles with 19 during '94 spring drills … Expected to battle for starting strong safety position.
JUNIOR COLLEGE: Coached by George Rush at City College of San Francisco, where he was teammate of Wildcats Daymon Carter and Reggie Rusk … Ranked as the 13th-best JuCo prospect by recruiting analyst Tom Lemming … Tallied 10 interceptions for CCSF as a freshman and four as a sophomore … Helped CCSF advance to the 1992 and 1993 Community College Bowl … Earned All-Golden Gate Conference honors twice while helping CCSF to a 20-2 two-year record … Tallied 53 tackles, including 31 unassisted, and six fumble recoveries as a freshman … Was credited with 48 tackles, including 27 unassisted, and three sacks as a sophomore.
HIGH SCHOOL: Lettered and started two years as a linebacker and running back at Oakland High School … Also lettered three years in track … Qualified for the California State Championships in the 100-yard dash, the 300 hurdles and the 4x100 relay.
PERSONAL: Full name is George S. Harris … Born 11/13/73 … Majoring in communications.



John Harris

Lineman, 6-4, 235, Fr-HS, Jacksonville, Fla. (Raines)

HIGH SCHOOL: Lettered and started three years for coach Freddie Stephens at Raines H.S. … Rated in the preseason as the ninth best player in Florida by *SuperPrep Magazine* … Named to *BLUECHIP Illustrated* preseason All-Southeast Region squad … Named to *Florida Times-Union* Super 11 team and Super 24 teams … All-City … Honorable mention All-State as a senior … Rated by Tom Lemming as one of the top 25 defensive ends in the country

... Led team to 1992 conference championship ... Tallied 120 tackles as a senior, 85 as a junior and 105 as a sophomore ... Timed at 4.8 in the 40-yard dash ... Also lettered in basketball ... Helped basketball team to 1991 3A State Championship ... Student Council President ... National Honor Society ... National Football Foundation and Hall of Fame Scholar-Athlete ... National Army Reserve Scholar-Athlete ... Recorded a 3.8 GPA and was ranked eighth in a class of 360 ... Chose UK over Florida, North Carolina, Georgia Tech, Clemson and South Carolina.

PERSONAL: Full name is John D. Harris, Jr. ... Born on 9/2/75 in Plattsburgh, N.Y. ... Son of Sheila Moore ... Planning to major in civil engineering.



92 Robert Harris

Def. End, 6-4, 247, Sr-1L, Brooksville, Fla.
(City College of San Francisco)

OUTLOOK: 10 games, 0 starts ... A welcome addition to UK defensive ends after a year's absence ... Spent 1993 season concentrating on academics and playing on the scout team ... Expected to battle for starting left end spot ... Pass rush and big play ability will help offset the loss of Zane Beehn ... Had 12 tackles, two sacks and an interception returned for a TD during '94 spring drills.

1993 (REDSHIRT SENIOR): Did not see action ... Switched to defensive end.



1992 (JUNIOR): Played in 10 games at tight end and on UK special teams to earn his first varsity letter ... Did not see action vs. Ole Miss ... Caught three passes for 36 yards (12.0 avg.) on the season ... Career-high two pass receptions for 24 yards against Georgia ... Grabbed his first collegiate reception, a 12-yarder, against his home-state school - Florida.

JUNIOR COLLEGE: Two-year letterman as tight end at City College of San Francisco ... Two-time All-Golden Gate Conference first team selection ... First team All-State ... Caught 14 passes for 277 yards and two touchdowns as a sophomore ... Averaged 19.8 yards per reception ... Helped lead the Rams to consecutive 9-2 seasons ... Coached at City College by George Rush.

HIGH SCHOOL: Three-year starter at Hernando High School in Brooksville, Fla. ... Named All-Gulf Coast Conference, All-District and All-Region after leading squad to 7-3 record as a senior ... Coached at Hernando by Mike Imhoff ... Also lettered in track.

PERSONAL: Full name is Robert Lee Harris ... Born 9/17/71 ... Son of Robert and Juanita Harris ... Social work major.

CIVIC SERVICE: Joined other UK student-athletes in speaking at Maxwell Elementary School about staying off drugs and staying in school.

HARRIS CAREER STATISTICS

Year	Position	G	Rec	Yards	Avg	TD	LP
1992	Tight End	10	3	36	12.0	0	16
1993	Defensive End			did not play			

HARRIS GAME-BY-GAME STATISTICS

1992

Opponent	Rec	Yds	TD
Central Michigan	0	0	0
Florida	1	12	0
Indiana	0	0	0
South Carolina	0	0	0
Ole Miss		did not play	
LSU	0	0	0
Georgia	2	24	0
Miss. State	0	0	0
Vanderbilt	0	0	0
Cincinnati	0	0	0
Tennessee	0	0	0
TOTALS	**3**	**36**	**0**



7 Billy Jack Haskins

Quarterback, 6-1, 190, Fr-RS, Paducah (Tilghman)

OUTLOOK: 0 games ... Will battle for wide-open QB job ... Completed 7-of-8 passes for 86 yards and a TD during Blue-White scrimmage ... Also had a long pass of 36 yards during scrimmage ... Rehabilitated throwing shoulder for most of 1993 season after surgery ... Earned a 3.0-or-better GPA during '93 fall and '94 spring semesters.

1993 (FRESHMAN): Redshirted.

HIGH SCHOOL: Named Kentucky's "Mr. Football" ... Most prolific passer in Kentucky prep history ... Ended career with state record of 6,741 yards passing as a four-year letterman at Paducah Tilghman High ... His 6,741 yards passing ranks 17th on the national high school record list, just ahead of Joe Ferguson of Shreveport (La.) Woodlawn with 6,726 yards and Dan McGwire of Claremont (Calif.) High with 6,559 yards ... Four-year letterman as quarterback and free safety at Tilghman ... Directed Tilghman High to four

consecutive district titles and two appearances in the state 3A championship game … Kentucky Network 3A Player of the Year … Named to the *Lexington Herald-Leader* "Class of the Commonwealth" … Second team All-State by Associated Press and the *Louisville Courier-Journal* … Included in the "Top 50 High School Prospects in the Southeast" by the *Atlanta Journal-Consitution* … Max Emfinger's *BLUECHIP Magazine* All-American … Participated in the Kentucky-Tennessee All-Star Game … Completed 8 of 16 passes for 97 yards and one interception in the All-Star game … As a senior, Haskins completed 169 of 335 passes for 2,744 yards and 23 touchdowns while leading the Blue Tornado to an 11-4 mark and state 3A runner-up spot … Also credited with 83 tackles and five interceptions from his free safety position in 1992 … As a junior, Haskins connected on 146 of 280 passes for 2,062 yards and 17 TDs … Coached at Tilghman by Alan Cox … Also lettered four years in baseball.

PERSONAL: Full name is William Jack Haskins … Born 1/26/75 in Paducah, Ky. … Son of Jack and Linda Haskins … Majoring in education.

CIVIC SERVICE: Participated with other UK student-athletes in speaking at the Johnson Elementary School and Crawford Middle School about such topics as staying off drugs and staying in school … Visited UK Children's Hospital (1994).



17 Van Hiles

Cornerback, 6-0, 175, So-1L, Baton Rouge, La. (Episcopal)

• **UK Defensive Make-A-Difference Award (Spring '94)**

OUTLOOK: 11 games, 0 starts … Expected to start at strong corner position … Coaches expect Hiles' big-play capability to be a factor in '94 … Had five tackles and an interception during '94 spring drills.

1993 (FRESHMAN): Played in every game for Kentucky as a true freshman … One of six true freshmen to see action … Backed up Melvin Johnson at free safety and also played some at cornerback … Credited with 17 tackles and two pass deflections … One of best special teams performers … Recorded team's very first hit of the season on kickoff coverage unit against Kent … Earned first varsity letter at Kentucky.



HIGH SCHOOL: Four-year letterman as quarterback, runningback, wide receiver, kick returner and defensive back at Episcopal High School … First team 2A All-State by the Louisiana Sportswriters Association and Louisiana Football Coaches Association … First team All-District as a defensive back in 1992 … Second team All-District as quarterback during senior campaign … Posted six pass interceptions last fall … On offense, accumulated 1,772 yards of total offense and was responsible for 14 touchdowns … Rushed for 967 yards (7.5 avg.) and scored eight TDs … Passed for an additional 805 stripes and six TDs … Returned two kickoffs and one punt for touchdowns … Helped lead the Fighting Knights to consecutive state playoff appearances in 1991 and 1992 … All-District and All-State by Louisiana Football Coaches Association as a junior … Coached at Episcopal High by Steve Baronich … Also lettered in basketball and track … Member of Episcopal High 2A state champion track team in 1992 … Scored in four events in state championships — high jump (3rd, 6-8), mile relay (3rd), triple jump (2nd), and 110-meter hurdles (3rd).

PERSONAL: Full name is Lavanda Van Hiles … Born on 11/1/75 … Son of Mike and Cynthia Hiles … Engineering major.

HILES CAREER STATISTICS

Year	Position	G	Tackles	TFL	PBU	Int
1993	Free Safety	11	17	0(0)	2	0

HILES GAME-BY-GAME STATISTICS

1993

Opponent	TT	UT	AT	PBU	INT
Kent	3	3	0	1	0
Florida	1	1	0	0	0
Indiana	0	0	0	0	0
South Carolina	1	1	0	0	0
Ole Miss	3	3	0	0	0
LSU	0	0	0	0	0
Georgia	2	1	1	0	0
Miss. State	3	2	1	1	0
Vanderbilt	1	1	0	0	0
East Carolina	0	0	0	0	0
Tennessee	3	2	1	0	0
TOTALS	**17**	**14**	**3**	**2**	**0**
Peach Bowl	1	1	0	0	0



12 Matt Hobbie

Quarterback, 5-11, 180, Fr-RS, Sarasota, Fla. (High)

OUTLOOK: 0 games … Will battle for wide-open QB job … Exciting QB in the mold of San Francisco 49ers QB Steve Young … Possesses exceptional scrambling ability … Completed 16- of-34 passes for 109 yards and one TD during '94 spring drills.

1993 (FRESHMAN): Redshirted.

HIGH SCHOOL: Three-year starter at quarterback for Sarasota High School … Led the Sailors to district titles as a sophomore and senior … Max Emfinger's *BLUECHIP Magazine* All-American … *BLUECHIP Magazine* "Top Eight Running/Passing Quarterbacks in the Nation" … *SuperPrep* All-Dixie Region … *BLUECHIP Illustrated* All-Southeast … *Orlando Sentinel* "Top 100" … First-team Class 5A All-State … Participated in the Florida-Georgia All-Star Game … Completed 4-of-11 passes for 75 yards and two interceptions in All-Star game with long completion of 32 yards … Squad's Most Valuable Player and Team Captain as a senior at Sarasota … Ended his career with 4,574 yards in total offense and was responsible for 41

touchdowns … Hobbie completed 264 of 468 passes (.564 pct.) for 3,242 yards and 18 TDs … He rushed for 1,332 yards and 23 TDs … Left-handed passer … As a senior, Hobbie connected on 103 of 185 passes (.556 pct.) for 1,330 yards and seven TDs while leading the Sailors to a 5-5 record … Second on squad in rushing with 633 yards and 10 TDs … As a junior, Hobbie passed for 1,212 yards … Career-best effort of 330 total yards vs. Tampa Leto in 1991 (150 rushing, 180 passing) … Coached at Sarasota High by Tom Whitehurst … Three-year letterman in baseball and one-year letterman in track … Outstanding baseball prospect … Selected in the 6th round of the amateur baseball draft by the Cleveland Indians and signed a contract with the Indians … Becomes the first Wildcats football player to play another sport professionally … Hobbie plays baseball for the Indians during the summer months, and football for the Wildcats from August to May … Started in center field for the prestigious Sarasota High baseball program … Batted .380 with 22 stolen bases as a junior … Led baseball team to State Championship and a third-place final ranking for the mythical national championship … Has a 38-inch vertical jump.

PERSONAL: Full name is Matthew Michael Hobbie … Born 12/12/74 in Murray, Ky. … Son of Mike and Suzanne Hobbie … His father, Mike, played quarterback at Murray State (1971-75).



61 DeAnthony Honaker

Center, 6-1, 286, So-Sq, Pikeville (High)

• UK's Most Improved Offensive Lineman (Spring, '94)

OUTLOOK: 0 games … Moved from guard to center during spring … Projected as a backup center.

1993 (REDSHIRT FRESHMAN): Did not see action.

1992 (FRESHMAN): Redshirted.



HIGH SCHOOL: Three-year letterman and starter as offensive tackle and defensive tackle at Pikeville High School … Named first team All-State by *Louisville Courier-Journal* and Associated Press … Participated in Kentucky-Tennessee All-Star Game … Helped lead the Panthers to a three-year record of 37-6, including the 1989 state 1A championship … Credited with 101 tackles and four quarterback sacks in just nine games during senior campaign … Led Pikeville to 1990 state 1A runner-up spot … Posted 148 tackles as a junior and 98 stops as a sophomore … Career-high 18 tackles and two sacks in victory over Belfrey in 1989 … Coached at Pikeville by Bill Allara … Four-year letterman in track (shot put and discus).

PERSONAL:: Full name is DeAnthony F. Honaker … Born 11/3/73 in Cincinnati, Ohio … Son of Louise Honaker … Psychology major.



31 Damon Hood

Fullback, 6-1, 233, Sr-3L, Bowling Green (Warren Central)

• Preseason All-SEC nominee

OUTLOOK: 28 games, 26 starts … Three-year starter returning for the Wildcats … Moved from tailback to fullback late in 1992 season … Leads the Wildcats with nine career TDs scored … Missed most of '94 spring drills with a turf toe injury … A team leader for Kentucky who leads by example.

1993 (JUNIOR): One of only four offensive players to start every game for the Wildcats … Second on the team in rushing with 367 yards on 93 carries … Scored three touchdowns … Averaged 33.4 rushing yards a game … Had season-high 75 yards on nine carries against East Carolina, much of it on a career-long 49-yard run … Scored two touchdowns against LSU … Caught seven passes for 54 yards out of the backfield … Large part of Kentucky's nationally-ranked (24th) rushing offense.

1992 (SOPHOMORE): Played in all 11 games, getting starts in nine contests (six at tailback and three at fullback) … Ranked second on the squad in rushing with 321 yards on 84 carries (3.8 avg.) with a season-long rush of 23 yards vs. Central Michigan … Led the Wildcats in rushing touchdowns with five … Caught one pass for nine yards … Season-best 64 yards on 14 carries and two touchdowns in tough 37-36 loss to Mississippi State … Rushed for 47 yards against Georgia and 46 vs. LSU … Earned Wildcats Pride honors for his efforts vs. Central Michigan, Indiana, LSU, and Mississippi State.

1991 (FRESHMAN): Played in six games, all starts, before suffering a season-ending ankle sprain … Earned starting assignment in very first collegiate contest, marking the first time since the early '70s a first-year freshman started for the Wildcats … Ranked fourth on squad in rushing … Gained 221 yards on 58 carries (3.8 avg.) with one touchdown … Ranked fifth on team in pass receiving with 10 receptions for 75 stripes … Career-high 87 yards rushing on 15 carries and one touchdown vs. LSU … Also tied career high with three pass receptions for 35 yards against the Tigers … His first collegiate touchdown came on a 33-yard sprint against LSU to give UK a 26-22 lead with just over seven minutes remaining … Gained 49 yards vs. Kent State and 40 yards vs. Miami (Ohio) … Had three pass receptions for 20 yards against Ole Miss … Caught at least one pass in each of the six games played … Named to Wildcats Pride for effort vs. Kent State.

HIGH SCHOOL: Named Kentucky's "Mr. Football" for the 1990 season … Consensus All-State selection … Selected as the Kentucky Network "Overall Player of the Year" and "4A Player of the Year" … Played in the Kentucky-Tennessee All-Star game and wore the traditional jersey No. 1 … Won the Paul Hornung Award … Rushed for 2,515 yards on 485 carries (5.2 avg.) and

scored 43 touchdowns as a senior … Led Warren Central to the 4A state title … Season-best effort came in state semifinals with 238 yards rushing on 40 attempts and five touchdowns in victory over Valley High School … Scored a state-high 308 points during his senior campaign … Also played linebacker in 1990 and defensive tackle in 1989 … Rushed for 1,342 yards on 206 attempts (6.5 avg.) and scored 10 touchdowns as a junior … Coached at Warren Central by Joe Hood (no relation).

PERSONAL: Full name is Damon Lamar Hood … Born 12/4/72 in St. Louis, Mo. … Son of Stanley and Karen Hood … Mechanical engineering major.

CIVIC SERVICE: Wildcat Cub Club (1993) … Participated with other UK student-athletes in Wildcat Cub Club as mentors of fifth grade students at Booker T. Washington Elementary School … National Kidney Foundation Wildcats Walk and Run (1992).

HOOD CAREER STATISTICS

		Rushing					Receiving				
Year	Position	G	Att	Yds	Avg	TD	LP	Rec	Yds	Avg	TD	LP
1991	Tailback	6	58	221	3.8	1	33	10	75	7.5	0	31
1992	FB/TB	11	84	321	3.8	5	23	1	9	9.0	0	9
1993	Fullback	11	93	367	4.0	3	49	7	54	7.7	0	15
TOTALS		**28**	**235**	**909**	**3.9**	**9**	**49**	**18**	**138**	**7.7**	**0**	**31**

HOOD GAME-BY-GAME STATISTICS

1991

Opponent	Rush	Yds	TD	Rec	Yds	TD
Miami (O)	15	40	0	1	1	0
Indiana	8	23	0	1	6	0
Kent State	12	49	0	1	6	0
Ole Miss	7	21	0	3	20	0
Miss. State	2	1	0	1	7	0
LSU	15	87	1	3	35	0
Georgia		did not play				
Cincinnati		did not play				
Vanderbilt		did not play				
Florida		did not play				
Tennessee		did not play				
TOTALS	**58**	**221**	**1**	**10**	**75**	**0**

1992

Opponent	Rush	Yds	TD	Rec	Yds	TD
Central Michigan	7	38	1	0	0	0
Florida	3	11	0	0	0	0
Indiana	10	38	1	0	0	0
South Carolina	4	10	0	0	0	0
Ole Miss	3	6	0	0	0	0
LSU	15	46	1	0	0	0
Georgia	11	47	0	0	0	0
Miss. State	14	64	2	1	9	0
Vanderbilt	5	9	0	0	0	0
Cincinnati	7	25	0	0	0	0
Tennessee	5	27	0	0	0	0
TOTALS	**84**	**321**	**5**	**1**	**9**	**0**

1993

Opponent	Rush	Yds	TD	Rec	Yds	TD
Kent	9	56	0	0	0	0
Florida	9	25	0	0	0	0
Indiana	6	11	0	1	11	0
South Carolina	11	27	1	1	6	0
Ole Miss	6	10	0	2	14	0
LSU	12	45	2	1	15	0
Georgia	9	47	0	1	4	0
Miss. State	10	22	0	0	0	0
Vanderbilt	3	7	0	0	0	0
East Carolina	9	75	0	1	4	0
Tennessee	9	42	0	0	0	0
TOTALS	**93**	**367**	**3**	**7**	**54**	**0**
Peach Bowl	8	36	0	1	8	0



50 Chad Hudson

Linebacker, 6-3, 240, Fr-RS, Lilburn, Ga. (Brookwood)

OUTLOOK: 0 games … Expected to earn time as backup Mike linebacker … Tied for sixth on team with 15 tackles during '94 spring drills … Also had a tackle-for-loss … One of 24 Wildcats who earned a 3.0-or-better GPA during '94 spring semester.

1993 (FRESHMAN): Redshirted.

HIGH SCHOOL: Two-year starter as offensive lineman and linebacker at Brookwood High School … Played all five positions in the offensive line during his prep career … First team Class 4A All-State by *Atlanta Journal-Constitution* in 1992 … Participated in Florida-Georgia All-Star Game … *Atlanta Journal-Constitution* "Top Seven Linemen Prospects in Georgia" and "Top 50 Players in Georgia" … All-Gwinnett County and Gwinnett County Offensive Lineman of the Year as a senior … Graded over 90 percent in blocking assignments for the '92 campaign, helping lead the Broncos to the state 4A quarterfinals and a 10-3 record … Part of offensive line which helped establish new school record for rushing yards in a season with 2,925 stripes … Brookwood High posted an 18-5 record during his junior and senior seasons … Team captain … Earned the Scholar-Athlete Award and Coaches Award as a sophomore … Coached at Brookwood by Dave Hunter … Lettered one season as a catcher in baseball … Squad's Best Offensive Player after batting .440 as a sophomore.

PERSONAL: Full name is Robert Chadwick Hudson … Born 3/25/75 in Louisville, Ky. … Son of Bob, a frequent and welcome visitor to UK practices, and Nona Hudson … Named Brookwood High Outstanding Senior Scholar-Athlete … Majoring in journalism.

CIVIC SERVICE: Participated with other UK student-athletes in speaking at the Johnson Elementary School about such topics as staying off drugs and staying in school.



Trevor Hypolite

Back, 6-2, 195, Fr-HS, Rockledge, Fla. (Rockledge)

HIGH SCHOOL: Lettered three years and was a two-way starter for two years for Coach Chuck Wood at Rockledge H.S. … Earned 3A All-State honors twice and *Florida Today* first-team All-Conference honors twice … Was a three-time All-Space Coast Conference selection and an *Orlando Sentinel* All-Central Florida pick … Helped squad to a three-year 27-5 record and berths in the state playoffs in 1992 and 1993 … Led team to 3A regional championship in 1992 … As a senior, grabbed 26 receptions for 374 yards and six TDs … As a junior, tallied 13 catches for 250 yards and five TDs for a 19.2 yards-per-catch average … Also led conference in punt returns with 19 returns for 278 yards and two TDs … As a safety, tallied 115 tackles and five interceptions in two seasons … Also handled punting duties, averaging 34.2 yards per punt … Runs the 40 in 4.6 seconds … Four-year letterwinner in track … Won district title in 400-meter run and finished third in the state in the mile relay … Chose UK over Louisville, Florida and Central Florida.

PERSONAL: Full name is Trevor Patrick Hypolite … Born on 4/1/75 in East Orange, New Jersey … Son of Peter and Nesta Hypolite … Undecided on major.



75 Brandon Jackson

Offensive Tackle, 6-4, 315, Fr-RS, Massillon, Ohio (Washington)

OUTLOOK: 0 games … Has worked extremely hard during off-season to slim down to 315 pounds … Will battle for playing time at offensive guard … Has great potential.
1993 (FRESHMAN): Redshirted.
HIGH SCHOOL: Two-year starter as offensive tackle at Washington High School … Honorable mention All-State … 1992 first team All-Northeast Ohio District … All-Stark County … Nominated for the Ohio East-West All-Star Game … *SuperPrep* All-Midwest Region … Tom Lemming's *Prep Football Report* All-Midwest Team … Helped lead the Tigers to a 15-8 record during his junior and senior campaigns, which included a spot in the Division I State Semifinals in 1991 … Former teammate, Eric Wright, is currently a linebacker on the University of Kentucky football squad … Coached at Washington High by Jack Rose … Two-year letterman in basketball and track (shot put/discus).
PERSONAL: Full name is Brandon Lamar Jackson … Born 12/1/74 in Massillon, Ohio … Son of Mose and Sherry Jackson … Majoring in physical education.



Mark Jacobs

Lineman, 6-3, 245, Fr-HS, Shalimar, Fla. (Choctawhatchee)

HIGH SCHOOL: Started and lettered three years for coach Lionel Fayard at Choctowatchee H.S. … All-State third team … All-Northwest Florida … All-County … *Street & Smith's* top 50 Defensive Players … Named to *BLUECHIP Illustrated* preseason All-Southeast Region squad … Led his team to an 8-3 record as a senior … Credited with 128 total tackles, including 87 solo stops as a senior … Led county in tackles as a junior … Totaled 339 tackles over prep career … Posted 25 tackles, one interception, two fumble recoveries and booted a 64-yard punt in career-best game against Tate H.S. … Averaged 41.1 yards punting as a senior … Also lettered in baseball and wrestling … Chose UK over Kansas State, Houston, Georgia Southern, Troy State and Southern Mississippi.
PERSONAL: Full name is Mark Murphy Jacobs … Born 8/5/76 in Maryland … Son of John and Sylvia Jacobs … Major is undecided … His father, John, played football for the University of Pittsburgh from 1951-55 and later in the Canadian Football League.



90 Nicholas Jerdon

Tight End, 6-2, 221, Jr-Sq, West Chester, Ohio (Lakota)

OUTLOOK: 0 games … Projected to begin his junior season as a backup tight end.
1993 (SOPHOMORE): Did not see action … One of 28 Wildcats who earned a 3.0-or-better GPA during '93 spring semester.
1992 (REDSHIRT FRESHMAN): Did not see action.
1991 (FRESHMAN): Did not play football.
HIGH SCHOOL: Two-year letterman as wide receiver and defensive back for coach John Sabatelo at Lakota High School … Helped Lakota to an 8-2 record as a senior … Also lettered two years in basketball … All-Greater Miami Conference Academic selection as a sophomore and junior … Bench presses 300 pounds and cleans 230 … Timed in the 40- yard dash at 4.81 seconds.
PERSONAL: Full name is Nicholas Anthony Jerdon … Born 6-18- 73 … Son of Ronald and Cynthia Jerdon.
CIVIC SERVICE: Participated in the Wildcats Cub Club (1993) with other UK student-athletes as mentor for fifth grade students at Booker T. Washington Elementary School.



25 Melvin Johnson

Free Safety, 6-0, 198, Sr-3L, Cincinnati, Ohio (St. Xavier)

- **All-America Candidate**
- ***Knoxville News-Sentinel* Freshman All-SEC Team (1991)**
- **UK Big Hitter Award (Spring, '91, '93, '94)**

OUTLOOK: 23 games, 7 starts … Ranked second on team in tackles with 21 during spring drills … Also had two interceptions and a pass deflection … Coaches hope he can stay healthy for an entire season after missing parts of last two … Has ability to be one of best defensive backs in SEC.
1993 (JUNIOR): Started last five regular-season games for the Wildcats and played in six … Also started the Peach Bowl … Missed first five contests with a broken forearm suffered in a preseason scrimmage … Known as the squad's "biggest hitter" … Despite playing in only six games, finished the season ranked fifth on the team in tackles with 49, including 38 unassisted … Helped to force a fumble on the opening kickoff against Mississippi State, which led to a TD … Credited with a career-high 13 tackles against Tennessee and 12 against Vanderbilt and in Peach Bowl against Clemson… Earned his third letter at Kentucky.
1992 (SOPHOMORE): Played in six games as a backup free safety … Missed a total of five games because of injuries — Florida (groin), LSU (knee), Vanderbilt (ankle), Cincinnati (ankle) and Tennessee (ankle) … Credited with 10 tackles during the season … Posted a season-high four tackles at Ole Miss … Ended the campaign with three special teams tackles, including two against South Carolina … Earned Wildcats Pride honors for his special teams effort vs. Gamecocks.
1991 (REDSHIRT FRESHMAN): Played in all 11 games to earn first

varsity letter … Started two games (Mississippi State and Florida) because of injuries to regular free safety Brad Armstead … Named to the *Knoxville News-Sentinel* Freshman All-Southeastern Conference team … Credited with 38 tackles and one pass broken up from his free safety position … Led the Wildcats in special teams tackles with 10 … Ended redshirt freshman campaign strong with 23 tackles (7.7 avg.) in last three games … Posted a career-high nine stops and one PBU in tough loss at Florida … Had eight tackles vs. Vanderbilt and six vs. Tennessee … Made his first collegiate start vs. Mississippi State and responded with seven tackles … Named by UK Coaching Staff to Wildcats Pride on five occasions — on defense (Kent State and Vanderbilt) and on special teams (Ole Miss, Mississippi State and LSU) … Earned the Big Hitter Award on Defense for his efforts during '91 spring drills.

1990 (FRESHMAN): Redshirted.

HIGH SCHOOL: Two-year letterman as multi-purpose player at St. Xavier in Cincinnati, Ohio … Honorable mention All-City … Squad's Most Valuable Player … Had 75 tackles and four interceptions as defensive back as senior … Saw action at quarterback, tailback, and wide receiver on offense … Returned punts and kickoffs … Had a 95-yard kickoff return for touchdown vs. Oak Hills … Coached at St. Xavier by Steve Rasso … Three-year letterman in track in 300-meter intermediate hurdles and 110-meter high hurdles … Conference champ in 300-meter hurdles … Student Council representative three years.

PERSONAL: Full name is Melvin Carlton Johnson, III … Born 4/15/72 in Cincinnati, Ohio … Son of Melvin, Sr., and Brenda Johnson … Psychology major.

CIVIC SERVICE: National Kidney Foundation Wildcats Run and Walk (1991-92) … Participated in SMART program assisting children in science experiments to stimulate interests in math and science (1991) … Special Olympics volunteer (1991).



JOHNSON CAREER STATISTICS

Year	Position	G	Tackles	TFL	PBU	Int
1991	Free Safety	11	48	0(0)	1	0
1992	Free Safety	6	13	0(0)	0	0
1993	Free Safety	6	49	2(-2)	1	0
TOTALS		**23**	**110**	**2(-2)**	**2**	**0**

JOHNSON GAME-BY-GAME STATISTICS

1991

Opponent	Tackles	PBU	Int
Miami (O)	0	0	0
Indiana	0	0	0
Kent State	3	0	0
Ole Miss	0	0	0
Miss. State	7	0	0
LSU	0	0	0
Georgia	5	0	0
Cincinnati	0	0	0
Vanderbilt	8	0	0
Florida	9	1	0
Tennessee	6	0	0
TOTALS	**38**	**1**	**0**

1992

Opponent	Tackles	PBU	Int
Central Michigan	1	0	0
Florida		injured	
Indiana	0	0	0
South Carolina	2	0	0
Ole Miss	4	0	0
LSU		injured	
Georgia	3	0	0
Miss. State	0	0	0
Vanderbilt		injured	
Cincinnati		injured	
Tennessee		injured	
TOTALS	**10**	**0**	**0**

1993

Opponent	TT	UT	AT	PBU	TFL
Kent			injured		
Florida			injured		
Indiana			injured		
South Carolina			injured		
Ole Miss			injured		
LSU	5	5	0	0	0
Georgia	4	4	0	0	0
Miss. State	6	3	3	0	0
Vanderbilt	12	8	4	0	2(-2)
East Carolina	9	8	1	0	0
Tennessee	13	10	3	1	0
TOTALS	**49**	**38**	**11**	**1**	**2(-2)**
Peach Bowl	12	9	3	1	0



69 Barry Jones

Offensive Guard, 6-5, 286, Jr-2L, Fort Mitchell (Covington Catholic)

• **UK Offensive Leadership Award (Spring, '94)**

OUTLOOK: 21 games, 0 starts … Will be looked on to solidify rebuilt offensive line … One of only seven Wildcat offensive linemen who have seen collegiate action … Expected to start at left guard after working very hard

during '94 spring drills and in off-season … One of 15 Wildcats who earned a 3.0-or-better GPA during '93 fall and '94 spring semesters.

1993 (SOPHOMORE): Played in 10 games as a backup to David Parks at left offensive guard … Also saw some action on the right side of the line … Suffered a medial collateral ligament sprain in his right knee during the preseason, forcing him to miss UK's opener against Kent … Earned second letter at Kentucky.

1992 (REDSHIRT FRESHMAN): Played in all 11 games as a backup left offensive tackle and guard … Earned his first varsity letter … Began '92 campaign at left tackle before moving to left guard following Ole Miss contest … First extensive action on offensive front came in UK's 13-9 victory over South Carolina … Replaced injured starter Chuck Bradley at left tackle following Wildcats first offensive series and finished the contest.

1991 (FRESHMAN): Redshirted.

HIGH SCHOOL: Three-year letterman as offensive and defensive tackle at Covington Catholic High … First team All-State by Associated Press as a senior … Second team All-State by *Louisville Courier-Journal* … Member of Kentucky-Tennessee All-Star team … Two-time All-District and All-Northern Kentucky Athletic Conference … Team captain and squad's Most Valuable Offensive Lineman … Helped lead Covington Catholic to a 36-5 record during his three prep seasons, including a 14-1 mark and 3A state title as a sophomore … Coached at Covington Catholic by Lynn Ray … According to Ray, the Colonels used over 80 percent of their running plays to Jones' side of the offensive line … As a defensive tackle, he recorded 72 tackles, six quarterback sacks, and four fumble recoveries in 1990 … Started both ways as junior and senior … Three-year letterman in track (shot put) … Personal best in shot put was toss of 50 feet … Student council representative.

PERSONAL: Full name is Barry Thomas Jones … Born 4/29/73 in Bloomington, Ind … Son of Thomas and Gloria Jones … Social work major.

CIVIC SERVICE: National Kidney Foundation Wildcats Run and Walk (1992) … Joined other Wildcats in the annual UK Football spring visit to the Shriners Children's Hospital.



46 Raymond Jones

Linebacker, 5-8, 191, So-1L, Lexington (Bryan Station)

OUTLOOK: 5 games, 0 starts … Projected to play backup at either Will or Buck linebacker position … Should earn playing time on special teams.

1993 (FRESHMAN): Participated in five games plus the Peach Bowl at linebacker and on punt-return team … Credited with one tackle on the season … True freshman walk-on who earned playing time through outstanding play in practice … Earned first varsity letter.

HIGH SCHOOL: Three-year letterman as linebacker and offensive guard at Bryan Station High School … Led team to first State 4A Playoff appearance in 10 years and a 10-3 record as a senior … Squad reached the third round of the State 4A Playoffs before falling 21-20 to Boone County … Led team in tackles as a junior and a senior … Was a two-time *Lexington Herald-Leader* All-City and *Louisville Courier-Journal* honorable mention All-State honoree … Coached at Bryan Station by Dan Cassity.

PERSONAL: Full name is Raymond Jerarde Jones … Born 3/18/75 in Lexington, Ky. … Son of Judy Jones … Majoring in biology.

JONES CAREER STATISTICS

Year	Position	G	Tackles	TFL	FF
1993	Linebacker	6	1	0	0



63 Adam Kane

Center, 6-4, 264, So-Sq, Osceloa, Ind., (Penn H.S./Notre Dame)

OUTLOOK: 0 games … Expected to battle Dan Caruthers for starting center position … Missed all of 1993 season and most of '94 spring drills with a back injury.

1993 (REDSHIRT FRESHMAN): Had to sit out a season because of NCAA transfer rule.

AT NOTRE DAME: Did not see action as a freshman.

HIGH SCHOOL: Earned three letters as offensive lineman at Penn H.S. in Mishawaka, Ind. … Honorable mention on the *USA TODAY* prep All-American team … Rated 21st best prospect in Midwest and prep All-American by Tom Lemming's *Prep Football Report* … Indiana All-State selection … Selected as Lineman Of The Year in Northern Indiana Conference … Rated 85 percent on blocking assignments and did not permit a sack as a senior … Helped team to a 9-1 record as a junior … Three-year starter … Selected for the Indiana North- South All-Star game … Also lettered in baseball and basketball.

PERSONAL: Full name is Adam Kane … Born 6/25/74 in South Bend, Ind. … Second youngest of six children … His father, David, and grandfather, Paul, both played baseall at Notre Dame.



87 Donte' Key

Linebacker, 6-3, 220, Jr-2L, Franklin (Franklin-Simpson)

OUTLOOK: 17 games, 0 starts … Projected to start at Buck linebacker … Led Wildcats in tackles during '94 spring drills with 22 stops … Added two tackles-for-loss, a sack, a pass deflection and an interception … Has big play capability.

1993 (SOPHOMORE): Played in first nine games for the Wildcats at both defensive end and linebacker, plus saw action in Peach Bowl … Suffered a sprained left ankle against Vanderbilt and missed last two games of regular season … Was moved to end during the preseason but was moved back to linebacker after UK suffered a barrage of injuries at that position … Credited with 24 tackles, one for a loss … Backed up David Snardon at Buck linebacker … Earned second letter at Kentucky.

1992 (REDSHIRT FRESHMAN): Played in eight games as backup strike to earn his first varsity letter … Missed three games with back injury (Indiana, South Carolina, Ole Miss) … Credited with two tackles on defense, both coming against seventh-ranked Georgia … Had two tackles on special teams, one vs. Central Michigan and one vs. Georgia … Ended '92 spring drills with three tackles and one pass breakup in the Blue-White Football Game.

1991 (FRESHMAN): Redshirted.

HIGH SCHOOL: Three-year letterman as tight end and defensive end at Franklin-Simpson High School … Second team All-State by both Associated Press and *Louisville Courier-Journal* as senior … Member of Kentucky-Tennessee All-Star team … Caught seven passes for 139 yards (19.9 avg.) and three touchdowns as tight end in 1990 … Credited with 48 tackles, five quarterback sacks, and one interception from his defensive end post … Squad's Most Valuable Defensive Player … Coached at Franklin-Simpson by

James Matthews … Four-year letterman in basketball … First team All-District as junior … Averaged 10 points and six rebounds during '89-'90 season.

PERSONAL: Full name is Donte' Lamont Key … Born 8/12/73 in Cortland, Tenn. … Son of William Key and Linda Molokwu … Social work major.

CIVIC SERVICE: National Kidney Foundation Wildcats Walk and Run (1992) … Copi-Cat Penpal Program (1992) … Participated with other Wildcats in UK football team's annual Spring visit to Shriners Children's Hospital.

KEY CAREER STATISTICS

Year	Position	G	Tackles	TFL	PBU
1992	Strike	8	4	0(0)	0
1993	DE/Linebacker	9	24	1(-3)	1
TOTALS		**17**	**28**	**1(-3)**	**1**

KEY GAME-BY-GAME STATISTICS

1993

Opponent	UT	AT	TFL	PBU
Kent	0	0	0	0
Florida	0	1	0	1
Indiana	1	0	0	0
South Carolina	0	0	0	0
Ole Miss	0	1	0	0
LSU	2	1	0	0
Georgia	1	0	0	0
Miss. State	4	1	0	0
Vanderbilt	9	3	1(-3)	0
East Carolina		injured		
Tennessee		injured		
TOTALS	**17**	**7**	**1(-3)**	**1**
Peach Bowl	0	2	0	0





Jonas Liening

Lineman, 6-8, 270, Fr-HS, Minster, Ohio (Minster)

HIGH SCHOOL: Lettered and started two seasons under coach Ken Newland at Minster H.S. … Two-way starter as a senior, earning All-League honors both ways … Named All-Northwest District on offense … All-State first team … Nominated for the North-South Ohio All-Star game … *BLUECHIP Illustrated* All-Big 10 Region … Named to the All-Midwest squad by *SuperPrep Magazine* … Led team to a two-year record of 19-4 … Boasts a 270-pound bench press and a 400-pound squat, plus runs the 40 in 5.1 seconds … Lettered two years in basketball, earning second-team all-league honors … Also recruited by Cincinnati, Ohio State and Toledo.

PERSONAL: Full name is Jonas Lester Liening … Born 9/5/75 in St. Marys, Ohio … Son of Marlene Liening … Planning to major in social work.



Marvin Major

Lineman, 6-3, 267, Fr-HS, Elyria, Ohio (Elyria)

HIGH SCHOOL: A three-year two-way starter for coach Don Richardson at Elyria H.S. … Rated in the preseason as one of the top three linemen in Ohio by recruiting services … Earned *BLUECHIP Illustrated* preseason All-Big 10 Region honors … Rated 75th best player in the Midwest by *SuperPrep Magazine* … All-State first team … Selected as his county's Outstanding Defensive Lineman … Selected as member of the Super 32 and Big 33 teams in Ohio … Nominated for the Ohio North-South all-star game … Listed in *Street & Smith's* preseason Top 100 to watch … Also wrestled in the heavyweight division at Elyria, qualifying for the state tourney as a junior.

PERSONAL: Full name is Marvin Ray Major … Born 12/6/75 in Birmingham, Ala. … Son of Shirley Wingard … Planning to major in biology.



39 Rob Manchester

Strong Safety, 6-0, 194, Jr-2L, Paducah (Tilghman)

- **UK's Most Valuable Defensive Walk-On (Spring, '94)**
- **Academic All-SEC Honor Roll (1993)**

OUTLOOK: 15 games, 0 starts … Had seven tackles and an interception during spring … Also returned a fumble for a TD in Blue-White scrimmage.

1993 (SOPHOMORE): Saw action in every game for the Wildcats … Member of various special teams, including kickoff coverage squad … Credited with two tackles on the season … One of 14 Wildcats named to SEC Academic Honor Roll … Earned second letter at Kentucky.

1992 (REDSHIRT FRESHMAN): Played in the Wildcats first four games, primarily on kick coverage units … Suffered season-ending right knee injury

during practice on Sept. 29 … Did earn his first varsity letter … Capped off a solid 1992 spring drills with three tackles in the Blue-White Spring Game.
1991 (FRESHMAN): Redshirted.
HIGH SCHOOL: Four-year letterman as wide receiver and defensive back at Paducah Tilghman High School … Honorable mention All-State by the Associated Press and the *Louisville Courier-Journal* following senior campaign … All-Western Kentucky Conference … Team captain … Coached at Tilghman by Allan Cox … Also lettered in track and baseball.
PERSONAL: Full name is Robert Clemens Manchester … Born 5/16/73 … Son of Bob and Dorene Manchester … Secondary education major.
CIVIC SERVICE: National Kidney Foundation Wildcats Run and Walk (1991-92) … Joined other Wildcats in UK football team's annual Spring visit to the Lexington Shriners Children's Hospital.

MANCHESTER CAREER STATISTICS

Year	Position	G	Tackles	TFL	PBU	Int
1992	Free Safety	4	0	0(0)	0	0
1993	Free Safety	11	2	0(0)	0	0
TOTALS		**15**	**2**	**0(0)**	**0**	**0**





Tremayne Martin

Back, 6-1, 180, Fr-HS, Apopka, Fla. (Apopka)

HIGH SCHOOL: Started and lettered three years for coach Chip Gierke at Apopka H.S. … Joined Carey Barlow and Kris Comstock as three Apopka players to sign with UK … Helped lead Apopka to a three year record of 34-4 playing in Florida's largest division (5A) … Led team to Conference, District and Regional Championships … Earned the *Orlando Sentinel* Golden Helmet Award … As a prep, returned punts and kicks, played halfback and was on special teams in addition to playing free safety … 5A Defensive Back of the Year … Touchdown Player of the Week twice … Was rated by *SuperPrep Magazine* in preseason as eighth-best player in Florida … Was listed in *Street & Smith's* preseason Top 100 to watch … Earned *BLUECHIP Illustrated* pre-season All-Southeast Region honorable mention … Credited with a two-year total of 196 tackles, nine interceptions and 12 sacks … Had a career-best 19-tackle performance against Winter Park.
PERSONAL: Full name is Tremayne Marcellos Martin … Born 7/16/76 in Winter Garden, Fla. … Son of Freddie and Cathy Martin … Planning to major in social work … One of 24 Wildcats to earn 3.0-or-better GPA during '94 spring semester.



84 Mark Mason

Flanker, 5-10, 165, Fr-RS, Mayfield Village, Ohio (Walsh Jesuit)

OUTLOOK: 0 games … Projected as a backup flanker … His size is reminiscent of UK's "mighty mites" receiver corps that included Mark Chatmon, Tim Calvert and Troy Hobbs … Earned a 3.0-or-better GPA during '94 spring semester.
1993 (FRESHMAN): Redshirted.
HIGH SCHOOL: Lettered three years and started two for coach Gerry Rardin at Walsh Jesuit High School … Led team to a 7-2 record as a senior … All-County honorable mention … Caught 22 passes for 350 yards in two years … Also tallied 38 tackles and six interceptions as a defensive back … Lettered two years in baseball … Earned All-Ohio honors.
PERSONAL: Full name is Mark Lawrence Mason … Born on 10/30/74 in Cleveland, Ohio … Son of James and Melinda Mason … Major is undecided.



Jason McDonough

Lineman, 6-3, 260, Fr-HS, Pittsburgh, Pa. (Woodland Hills)

HIGH SCHOOL: Was a three-year starter for coach George Novak at Woodland Hills H.S. in Pittsburgh, Pa. … Earned preseason *Street & Smith's* Top 100 mention … Was rated during the preseason as the third best player in Pennsylvania by *SuperPrep Magazine* … *BLUECHIP* All-American … Was voted the 1993 Gateway Press Defensive Lineman of the Year … Named to

Post Gazette All-East and Fabulous 22 teams … Was a two-time All-Western Pennsylvania Interscholastic League pick … WPIL All-East selection … Big 33 nominee in 1993 … Recorded 200 total tackles in three years, including 89 as a senior … Had 10 career sacks, five fumble recoveries and 11 pass deflections … Runs the 40-yard dash in 4.9 seconds … Boasts a 350-pound bench press and a 225-pound clean and jerk.

PERSONAL: Full name is Jason Michael McDonough … Born 11/9/75 in Pittsburgh, Pa. … Son of Michael McDonough and Susan Stead … Undecided on major.



21 Raymond McLaurin

Fullback, 6-0, 191, So-1L, Radcliff (North Hardin)

• Academic All-SEC Honor Roll (1993)

OUTLOOK: 11 games, 0 starts … Will split time this season between wingback and fullback … Listed as second string fullback entering fall camp … His slashing running ability makes him an ideal fullback … Should also find playing time on special teams … Carried the ball nine times for 45 yards during '94 spring drills … Joined track team for short time during spring … One of 24 Wildcats who earned a 3.0-or-better GPA during the spring semester.

1993 (REDSHIRT FRESHMAN): Played in every game as a backup wingback for the Wildcats … Moved to wingback with the emergence of freshmen tailbacks Moe Williams and Donnell Gordon … Carried the ball nine times for 51 yards … Member of UK special teams … One of 14 Wildcats to be named to the SEC Academic Honor Roll … Selected to squad's "Leadership Committee" … Earned his first letter at Kentucky.

1992 (FRESHMAN): Redshirted.

HIGH SCHOOL: Three-year letterman and starter as running back at North Hardin High School … Named 1991 All-State second team by *Louisville Courier-Journal* … Member of Kentucky-Tennessee All-Star team … Selected Area Offensive Player of the Year … Rushed for over 2,000 yards and scored 20 touchdowns in leading Trojans to a 12-2 record and 4A semifinals during his senior season … Coached at North Hardin by Joe Jaggers … Three-year letterman in track … Finished second in state meet in 400 meters as a junior.

PERSONAL: Full name is Raymond Jeffrey McLaurin … Born 10/16/73 … Son of Tommie and Joann McLaurin … Telecommunications major.

McLAURIN CAREER STATISTICS

Year	Position	G	Rush	Yds	Ave	TD	Long
1993	Wingback	11	9	51	5.7	0	14



Frank Mulder

Cornerback, 5-10, 185, Jr-Sq, Versailles (Woodford County)

OUTLOOK: 0 games … Projected as backup cornerback.

1993 (SOPHOMORE): Did not participate in football.

1992 (REDSHIRT FRESHMAN): Did not participate in football.

1991 (FRESHMAN): Did not participate in football.

HIGH SCHOOL: Lettered three years and started two for coach Dan Cassidy at Woodford County High School … Played both offense and defense … All-District … All-Central Kentucky Conference … *Louisville Courier-Journal* third-team All-State … Helped lead team to 1989 Regional and District Championships … As a senior led team with 146 carries for 870 yards and 11 TDs as a running back … Also carried the ball 83 times for 468 yards and three TDs as a junior … Had a career-high 188 yards on 22 carries with four TDs against Estill County … Also lettered in track and field.

PERSONAL: Full name is Frank J. Mulder, Jr. … Born on 9/18/72 in San Angelo, Texas … Son of Frank and Georgia Mulder … Majoring in physical education.



62 Quincy Murdock

Offensive Tackle, 6-1, 277, So-Sq, Amelia, Ohio (High)

OUTLOOK: 0 games … Projected as a backup right tackle … One of 24 Wildcats who earned a 3.0-or-better GPA during '94 spring semester.

1993 (REDSHIRT FRESHMAN): Did not see action.

1992 (FRESHMAN): Redshirted … Earned Wildcats Pride honors for his efforts on the scout team in preparations for Vanderbilt contest.

HIGH SCHOOL: Four-year letterman and starter as offensive tackle at Amelia High School … Named 1991 All-Southwest Ohio second team … Honorable mention All-State … First team All-City (Cincinnati) and All-Conference … Compiled an average of 85 percent on blocking grades during senior season … Coached at Amelia High by Ron Ogden … Also lettered three years in track (shot put and discus).

PERSONAL: Full name is Quinton Murdock … Born 1/23/72 … Son of Robert and Deloris Murdock … Special education major.

CIVIC SERVICE: Participated with other UK student-athletes in speaking at Maxwell Elementary School about the importance of staying off drugs and staying in school.



56 Matt Neuss

Linebacker, 6-2, 223, Jr-1L, Bellport, N.Y. (High)

OUTLOOK: 8 games, 0 starts … Expected to battle Mike Schellenberger for the Mike linebacker position … Spent winter and most of spring rehabilitating a knee injury … Did participate in spring drills.

1993 (SOPHOMORE): Appeared in Kentucky's first seven games as a backup to Marty Moore at Mike linebacker … Suffered a season-ending knee injury (blown ACL) against Georgia … Credited with 12 tackles on the year, one behind the line of scrimmage … His best game was against South Carolina, tallying five tackles, including one inside UK's five-yard line to force the Gamecocks to kick a FG … Earned his first letter at Kentucky.

1992 (REDSHIRT FRESHMAN): Played in only one game during the 1992 season … Saw action in season-opener vs. Central Michigan.

1991 (FRESHMAN): Redshirted.

HIGH SCHOOL: Three-year letterman as offensive tackle and inside linebacker at Bellport High … First team All-State by New York Sportswriters Association … All-League III and All-Suffolk County … His

play in the offensive line helped Clippers averaged over 300 yards of total offense per game … Led Bellport to 22-4 record during his three seasons, including a pair of league titles … All-League III selection as a junior … Coached at Bellport High by Joe Cipp … Four-year letterman in wrestling … Also lettered two years in track … Posted a 15-3 record in the 215-pound wrestling class as a junior.

PERSONAL: Full name is Matthew Thomas Neuss … Born 3/25/73 in Fort Bragg, N.C. … Son of Bill and Sandy Neuss … Special education major … His brother, Bill, Jr., will be a senior outside linebacker at Georgia Tech this fall … His hometown of Bellport, N.Y., is a suburb of New York City.

CIVIC SERVICE: Guest speaker at Johnson Elementary School … Joined fellow Wildcats in UK football team's annual Spring visit to the Shrine's Children's Hospital … Wildcat Cub Club (1993) … Participated with other UK student-athletes on the Wildcat Cub Club as mentors for fifth grade students at Booker T. Washington Elementary School … National Kidney Foundation Wildcats Walk and Run (1992).

NEUSS CAREER STATISTICS

Year	Position	G	Tackles	Sacks	TFL	Int	FR
1992	Mike Linebacker	1	0	0(0)	0(0)	0	0
1993	Mike Linebacker	7	12	0(0)	1(-1)	0	0
TOTALS		**8**	**12**	**0(0)**	**1(-1)**	**0**	**0**

NEUSS GAME-BY-GAME STATISTICS

1993

Opponent	UT	AT	TFL	Sack
Kent	1	0	0	0
Florida	1	1	1(-1)	0
Indiana	1	1	0	0
South Carolina	3	2	0	0
Ole Miss	0	0	0	0
LSU	1	1	0	0
Georgia	0	0	0	0
Miss. State		Injured		
Vanderbilt		Injured		
East Carolina			Injured	
Tennessee		Injured		
TOTALS	**7**	**5**	**1(-1)**	**0**
Peach Bowl		Injured		







19 Nicky Nickels

Punter/Placekicker, 6-0, 180, So-1L, Lexington (Dunbar)

OUTLOOK: 7 games … Projected to battle Dan Ariza for punting duties … Had a 52-yard punt in Blue-White scrimmage … Can also perform kicking duties if needed .

1993 (REDSHIRT FRESHMAN): Appeared in seven games for the Wildcats … Was squad's punter through the first four games, averaging 38.3 yards a punt … Nailed six punts inside the opponent's 20-yard line … Had the second-longest punt of the season in the SEC, a 68-yard blast against Indiana … Took over the place-kicking duties in the last three games, including the Peach Bowl … Scored UK's only points against East Carolina, two field goals … Was good on a game-winning 29-yard FG with :28 left against ECU to secure the Wildcats' sixth win of the season … Connected on two field goals, including a 34-yard attempt in the Peach Bowl … Earned his first letter at Kentucky.

1992 (FRESHMAN): Redshirted.

HIGH SCHOOL: Signed a Southeastern Conference Application for Scholarship with Kentucky on June 5, 1992 … First team All-State selection by *Louisville Courier-Journal* (placekicker) and Associated Press (punter) … Member of Kentucky-Tennessee All-Star team … All-City … Two-year letterman as punter, kicker, split end and defensive back at Lexington's Paul Laurence Dunbar High … Punted 51 times for over 2,200 yards in 1991 … Averaged 44 yards per punt with long of 63 yards … Connected on six field goals as a senior, including a career-long of 49 yards vs. Shelby Valley … Owns a unique list of firsts in Dunbar's football program, a program which

began in 1990 … Nickels scored the Bulldogs first touchdown, safety, and field goal, made the interception and tackle, and caught Dunbar's first TD pass … Helped lead Bulldogs to 5-5 record as senior and berth in state playoffs … Coached at Dunbar by Mike Meighan.

PERSONAL: Full name is Robert Presley Nickels … Born 1/19/74 … Parents are Ron and Angela Chaney … Undecided major.

CIVIC SERVICE: Wildcat Cub Club (1993) … Participated with other UK student-athletes as mentors for fifth graders at Booker T. Washington Elementary School.

NICKELS CAREER STATISTICS

Year	Position	G	Punts	Yds	Avg	Long	FG	Pct.	Long
1993	Punter/Kicker	7	28	1073	38.3	68	2-4	.500	29

NICKELS GAME-BY-GAME STATISTICS

1993

Opponent	Punts	Yds	Avg	Long	FG-FGA	Long
Kent	6	197	32.8	39	0	0
Florida	7	261	37.2	43	0	0
Indiana	10	419	41.9	68	0	0
South Carolina	5	196	39.2	43	0	0
Ole Miss	0	0	0	0	0	0
LSU	0	0	0	0	0	0
Georgia	0	0	0	0	0	0
Miss. State	0	0	0	0	0	0
Vanderbilt	0	0	0	0	0	0
East Carolina	0	0	0	0	2-3	29
Tennessee	0	0	0	0	0-1	0
TOTALS	**28**	**1,073**	**38.3**	**68**	**2-4**	**29**
Peach Bowl	0	0	0	0	2-2	34



5 Antonio O'Ferral

Quarterback, 5-10, 180, Jr-2L, East Patchogue, N.Y. (Bellport)

OUTLOOK: 10 games, 1 start … Expected to battle for starting quarterback duties in what Coach Curry termed a "wide-open" race … Switched to free safety for '94 spring drills but returned to offense soon after … Made two interceptions during spring drills.

1993 (SOPHOMORE): Saw action in seven games at quarterback, starting one … Led Wildcats to 21-17 victory over South Carolina on the road in his only start … Took over for an injured Pookie Jones after the first series against East Carolina and led the squad to a bowl-clinching 6-3 victory … Connected on 20-of-44 passes for 221 yards and a TD … Carried the ball 39 times for 157 yards … Had a 24-yard run to the South Carolina one on the game-winning drive against the Gamecocks … Wears a hat of the opponent each week to keep teammates focused … Member of the squad's "Leadership Committee" … Earned second letter at Kentucky.

1992 (REDSHIRT FRESHMAN): Played in three games as a backup quarterback to pick up his first varsity letter … Appeared in contests vs. LSU, Georgia and Tennessee … Ranked seventh on the squad in rushing with 100 yards on 16 carries (6.3 avg.) and one touchdown … Completed three of eight passes for 61 yards … Did throw three interceptions … Career-high 75 yards rushing on 10 carries and one TD vs. Tennessee … Directed Kentucky on its two scoring drives in 34-13 loss at Tennessee … First, O'Ferral sprinted 34-yards on an option keeper to set up his three-yard scoring dive to cut the Vols' lead to 17-7 late in the second quarter … Later led the Wildcats on a 94-yard scoring march to slice the deficit to 27-13 late in the third quarter … Had 26 yards rushing on three carries vs. Georgia … Completed a 31-yard toss to FL Alfonzo Browning against the Bulldogs … O'Ferral completed his first collegiate pass attempt, a 16-yarder to Browning in the second quarter vs. LSU.

1991 (FRESHMAN): Redshirted … Named UK "Outstanding Offensive Scout Team Player" … Earned Wildcats Pride on two occasions for efforts on scout team during weeks of Miami (Ohio) and Indiana contests.

HIGH SCHOOL: Three-year starter as quarterback and defensive back for Bellport High School … New York "Player of the Year" by *USA TODAY* and the New York Coaches Association as a senior … All-League III, All-Long Island, and All-Suffolk County … Led Clippers to a 22-4 record and two league championships as starting quarterback for three seasons … Ended career with 2,403 yards passing and 18 touchdowns … Rushed for an additional 1,803 yards and scored 21 TDs … During his career, O'Ferral eclipsed the 100-yard mark for rushing in a game on 19 occasions … Holds single-game school record with 259 yards passing vs. Smithtown East in 1990 … In same contest vs. Smithtown East, set school record for longest interception return with a 96-yarder for a touchdown … Had 10 career interceptions … Coached at Bellport by Joe Cipp … Lettered three seasons in baseball (pitcher/center fielder) and lacrosse (midfield).

PERSONAL: Full name is Antonio Jesus O'Ferral … Born 4/16/73 in Manhattan, N.Y. … Son of Carlos and Lydia O'Ferral … Physical education major.

CIVIC SERVICE: Participated as a guest speaker at Henry Clay High School about the importance of an education … Guest speaker at Landsdowne Elementary School (1993) … National Kidney Foundation Wildcats Walk and Run (1992).



1994 Wildcats Profiles

O'FERRAL CAREER STATISTICS

			Rushing				Passing				
Year	Position	G	Att	Yds	Avg	TD	LP	C-A-I	Yds	Pct.	TD	LP
1992	Quarterback	3	16	100	6.3	1	34	3-8-3	61	.375	0	31
1993	Quarterback	7	39	157	4.0	0	24	20-44-4	221	.455	1	32
TOTALS		**10**	**55**	**257**	**4.7**	**1**	**34**	**23-52-7**	**282**	**.442**	**1**	**32**

O'FERRAL GAME-BY-GAME STATISTICS

1992

Opponent	Rush	Yds	TD	C-A-I	Yds	TD
Central Michigan		did not play				
Florida		did not play				
Indiana		did not play				
South Carolina		did not play				
Ole Miss		did not play				
LSU	3	-1	0	1-1-0	16	0
Georgia	3	26	0	1-3-0	31	0
Miss. State		did not play				
Vanderbilt		did not play				
Cincinnati		did not play				
Tennessee	10	75	1	1-4-3	14	0
TOTALS	**16**	**100**	**1**	**3-8-3**	**61**	**0**

1993

Opponent	Rush	Yds	TD	C-A-I	Yds	TD
Kent	2	6	0	1-1-0	16	0
Florida	0	0	0	0-0-0	0	0
Indiana	5	22	0	3-7-1	74	1
South Carolina	17	56	0	10-19-0	97	0
Ole Miss		did not play				
LSU	2	5	0	0-1-0	0	0
Georgia		did not play				
Miss. State	4	30	0	0-0-0	0	0
Vanderbilt		did not play				
East Carolina	9	38	0	6-16-3	34	0
Tennessee		did not play				
TOTALS	**39**	**157**	**0**	**20-44-4**	**221**	**1**
Peach Bowl		did not play				



16 Ryan Prewitt

Punter, 6-1, 189, So-Sq, Middlesboro (High)

OUTLOOK: 0 games … Projected to battle for punting duties … Has not seen any collegiate action to date.

1993 (REDSHIRT FRESHMAN): Did not see action.

1992 (FRESHMAN): Redshirted.

HIGH SCHOOL: Four-year letterman as punter, placekicker, running back and defensive back for coach Gary Barnett at Middlesboro High School … Boasted an impressive 46.1 yard punting average as a senior … All-State, All-District and All-Conference his final campaign … Squad's Most Valuable Player … Also rushed for 675 yards while catching 21 passes for 439 yards … Career-best 151 yards rushing vs. Wayne County … Averaged 37.7 yards per punt as a junior … Also lettered in baseball, track and tennis … Student council representative.

PERSONAL: Full name is Ryan David Prewitt … Born 8/15/73 … Son of Arlin and Patsy Prewitt … Majoring in marketing.



72 Aaron Purdie

Offensive Tackle, 6-5, 280, Sr-3L, Toledo, Ohio (E.L. Bowsher)

OUTLOOK: 24 games, 4 starts … Projected to start at left offensive tackle … Developed significantly during first season on offense (1993) … Worked extremely hard during off-season workout program.

1993 (JUNIOR): Started first four games and the Peach Bowl at left tackle and played in 10 games plus the Peach Bowl … Suffered a partially dislocated right kneecap against South Carolina and missed the Ole Miss game … Returned to help rushing offense which ranked third in the SEC and 24th nationally … Switched from defensive tackle during the '93 spring drills … Earned second letter at Kentucky.

1992 (SOPHOMORE): Played in all 11 games as a backup defensive tackle … Earned his first varsity letter … Credited with 11 tackles and one TFL during the '92 campaign … Best overall performance in tough 17-13 loss at Cincinnati … Posted a career-high three tackles, including one TFL (-4) … Also had two stops in Wildcats' 27-25 victory at LSU.

1991 (REDSHIRT FRESHMAN): Participated in three contests — Kent State, Mississippi State and Vanderbilt … Earned first letter … Saw spot duty at defensive end … Ended good '91 spring with five tackles and one TFL in Blue-White game.

1990 (FRESHMAN): Redshirted … Earned Wildcats Pride honors for his efforts on scout team during Georgia week.

HIGH SCHOOL: Two-year, two-way starter as offensive tackle and defensive end at E.L. Bowsher High School … Started both ways as junior and senior … Division I All-State selection … Named All-District, All-Metro, and All-City during final prep campaign … Twice tabbed Toledo All-Blue Division … Coached at Bowsher by Doug Neuendorg … Also lettered two years in track … Career-bests of 43 feet in shot put and 135 feet in discus.

PERSONAL: Full name is Aaron Curtis Purdie, Jr … Born 6/6/72 in Toledo, Ohio … Son of Aaron and Gail Purdie … Psychology major.

CIVIC SERVICE: UK Self-Esteem Team (1993) … Participated with other UK student-athletes on Self-Esteem Team to set "goal contracts" with various elementary, junior high and high school students in Fayette County … Wildcat Cub Club (1993) … Also participated with UK student-athletes in the Cub Club as mentors to fifth grade students at Booker T. Washington Elementary School … National Kidney Foundation Wildcats Run and Walk (1991-92) … Big Buddy Program (1992) … D.A.R.E. Program (1992).



23 Donnie Redd

Split End, 5-7, 178, Sr-3L, Danville (High)

OUTLOOK: 18 games, 3 starts … Moved to split end during '94 spring drills … Second on squad in receiving with eight catches for 99 yards during spring drills … Caught a 60-yard pass during Blue-White scrimmage.

1993 (JUNIOR): Saw action in five games … Carried the ball four times for 16 yards … Caught a two-yard pass against LSU … Earned his third letter at Kentucky.

1992 (SOPHOMORE): Played in all 11 games at tailback, getting the starting nod in three games (Indiana, South Carolina, Ole Miss) … Earned his

second varsity letter … Gained 184 yards rushing on 35 carries (5.3 avg.) and scored one touchdown … Caught five passes for an additional 79 stripes (15.8 avg.) … Turned in a career-best effort in his first collegiate start, that coming in a 37-25 victory over Indiana … Redd gained 104 yards on just seven carries (14.9 avg.), including a 24-yard TD run to give UK a 31-10 lead with seven minutes to play … Also caught two passes for 54 yards vs. the Hoosiers, including a career-long 38-yarder which led directly to UK's second TD … Rushed for 39 yards on 12 carries against South Carolina … Earned Wildcats Pride honors for his efforts vs. Indiana.

1991 (REDSHIRT FRESHMAN): Played in two games, both as a backup tailback… Suffered season-ending quadriceps strain in right thigh against Indiana … Injured quadriceps on a courageous 13-yard touchdown run vs. Hoosiers … Took pitch from QB Brad Smith and scooted around left end … Injury occurred at about the IU three-yard line during the rush attempt and forced Redd to run over an Indiana defender at the goal line for the touchdown instead of making a cut … His TD run culminated an impressive 99-yard scoring march to give UK a 7-0 lead early in the fourth quarter … Caught a career-long 30-yard pass reception from QB Brad Smith earlier against the Hoosiers … Ended the season with 22 yards rushing on five attempts (4.4 avg.) and one pass reception for 30 yards … Was UK's only offensive player to earn Wildcats Pride honors vs. Indiana.

1990 (FRESHMAN): Redshirted … Earned Wildcats Pride honors for his efforts on the scout team during LSU week.

HIGH SCHOOL: Four-year letterman as running back, quarterback, cornerback and kick returner at Danville High School … *Orlando Sentinel* All-Southern team … Finalist for Kentucky's "Mr. Football" … Two-time All-State selection … Participated in Kentucky-Tennessee All-Star game … His jersey, No. 23, was retired by Danville High School at the conclusion of his career … Led Admirals to a pair of 2A state championships (1987 and 1989) … Gained 4,091 yards rushing as a prepster … As a senior, Redd rushed for 1,420 yards and scored 17 touchdowns while leading Danville to 13-1 record … His 47-yard TD run gave Admirals a 7-3 victory over Mayfield in state championship contest in 1989 … Coached at Danville by Sam Harp … Also lettered four years in track … Also led Admiral track team to a pair of state championships.



PERSONAL: Full name is Nathaniel Donnie Redd … Born 5/12/71 in Danville, KY … Son of Wayne Hawkins and Donna Redd … Physical education major.

CIVIC SERVICE: National Kidney Foundation Wildcats Run and Walk (1991-92).

REDD CAREER STATISTICS

		Rushing						Receiving				
Year	Position	G	Att	Yds	Avg	TD	LP	Rec	Yds	Avg	TD	LP
1991	Tailback	2	5	22	4.4	1	13	1	30	30.0	0	30
1992	Tailback	11	35	184	5.3	1	24	5	79	15.8	0	38
1993	Tailback	5	4	16	4.0	0	8	1	2	2.0	0	2
TOTALS		**18**	**44**	**222**	**5.0**	**2**	**24**	**7**	**111**	**15.9**	**0**	**38**

REDD GAME-BY-GAME STATISTICS

1991

Opponent	Rush	Yds	TD	Rec	Yds	TD
Miami (O)	2	0	0	0	0	0
Indiana	3	22	1	1	30	0
Kent State		did not play				
Ole Miss		did not play				
Miss. State		did not play				
LSU		did not play				
Georgia		did not play				
Cincinnati		did not play				
Vanderbilt		did not play				
Florida		did not play				
Tennessee		did not play				
TOTALS	**5**	**22**	**1**	**1**	**30**	**0**

1992

Opponent	Rush	Yds	TD	Rec	Yds	TD
Central Michigan	0	0	0	1	11	0
Florida	2	8	0	2	14	0
Indiana	7	104	1	2	54	0
South Carolina	12	39	0	0	0	0
Ole Miss	3	3	0	0	0	0
LSU	1	1	0	0	0	0
Georgia	1	9	0	0	0	0
Miss. State	2	2	0	0	0	0
Vanderbilt	3	18	0	0	0	0
Cincinnati	3	3	0	0	0	0
Tennessee	1	-3	0	0	0	0
TOTALS	**35**	**184**	**1**	**5**	**79**	**0**

1993

Opponent	Rush	Yds	TD	Rec	Yds	TD
Kent		did not play				
Florida		did not play				
Indiana	1	3	0	0	0	0
South Carolina		did not play				
Ole Miss	2	10	0	0	0	0
LSU	0	0	0	1	2	0
Georgia	0	0	0	0	0	0
Miss. State	1	3	0	0	0	0
Vanderbilt		did not play				
East Carolina		did not play				
Tennessee		did not play				
TOTALS	**4**	**16**	**0**	**1**	**2**	**0**
Peach Bowl		did not play				

1994 Wildcats Profiles



78 J.D. Reed

Offensive Guard, 6-1, 241, Fr-RS, Springfield (Washington Co.)

OUTLOOK: 0 games … Projected as backup left guard … Could see playing time on UK special teams.
1993 (FRESHMAN): Redshirted.
HIGH SCHOOL: Three-year starter as offensive and defensive tackle at Washington County High School … Consensus first team All-State by Associated Press, *Louisville Courier-Journal*, and *Lexington Herald-Leader* … Max Emfinger's *BLUECHIP Magazine* "Top 20 Offensive Guards in the South" … Participated in the Kentucky-Tennessee All-Star Game … helped lead the Commanders to a 24-12 record and consecutive district titles in 1991 and 1992 during his three years as a starter … Voted squad's Best Offensive Lineman and Best Defensive Lineman as junior and senior … Credited with 72 tackles, six quarterback sacks and two fumble recoveries as defensive tackle during '92 campaign … Posted 75 stops and five sacks as a junior … Coached at Washington County by his father and former UK letterman Jimmie Reed (1970-72) … Lettered one year in track (shot put).
PERSONAL: Full name is John Davison Reed … Born 4/30/75 in Lebanon, KY… Son of Jimmie Reed and Pat Mattingly … major is undecided.
CIVIC SERVICE: Joined other Wildcats in annual spring visit to the Shriners Children's Hospital.



89 Corey Reeves

Tight End, 6-3, 239, Sr-3L, Corbin (High)

OUTLOOK: 33 games, 5 starts … Expected to fill shoes of departed starter Terry Samuels … A senior who will be expected to give leadership … Blocks well and has good hands.
1993 (JUNIOR): Played in 11 games, earning a starting assignment against South Carolina … The Wildcats' second tight end in a two-tight end set … Caught two passes for 12 yards … Member of UK special teams … Earned third letter at Kentucky.
1992 (SOPHOMORE): Played in all 11 games at tight end, getting starting assignments in three games (Mississippi State, Vanderbilt and Cincinnati) … Earned his second varsity letter … Ended the season with seven pass receptions for 127 yards (18.1 avg.) and one touchdown … Got his first collegiate start vs. Mississippi State and responded with two receptions for 44 yards and one TD … Scored his first collegiate TD on 23-yard pass from QB Pookie Jones midway through third quarter against the Bulldogs … Also had two catches for 54 yards at Cincinnati … Career-long 46-yard reception in first quarter vs. the Bearcats … Earned Wildcats Pride honors for his efforts vs. Mississippi State.
1991 (FRESHMAN): Participated in all 11 games at tight end … Had one starting assignment … Got his first collegiate start against SEC foe, Georgia, when regular Neil Page went down with a quadriceps strain.
HIGH SCHOOL: Five-year letterman as tight end and linebacker at Corbin High … Started on both sides of the football his last four prep campaigns … Consensus first team All-State selection … Finalist for Kentucky's "Mr. Football" award … Member of the Kentucky-Tennessee All Star team … Played defensive end during the Kentucky-Tennessee All-Star game and was credited with 12 tackles, one TFL and one fumble recovery … *Orlando Sentinel* All-South pick … Three-time All-Southeastern Kentucky Conference selection … Caught 25 passes for 500 yards and four touchdowns as a senior … Defensively, credited with 120 tackles and four interceptions as a linebacker in 1990 … Helped lead the Redhounds to an 11-3 record and berth in 2A state finals during final prep campaign … Named Thoroughbred Bowl Most Valuable Player during junior season … Coached at Corbin by Larry Adams … Student Council representative … Congressional honor society as junior and senior.
PERSONAL: Full name is Corey Lane Reeves … Born 5/26/72 in Corbin, KY … Son of Eddie and Pat Reeves … Physical therapy major.
CIVIC SERVICE: National Kidney Foundation Wildcats Walk and Run (1992).

REEVES CAREER STATISTICS

Year	Position	G	Rec	Yds	Avg	TD	Long
1991	Tight End	11	0	0	0.0	0	0
1992	Tight End	11	7	127	18.1	1	46
1993	Tight End	11	2	12	6.0	0	6
TOTALS		**33**	**9**	**139**	**15.4**	**1**	**46**

REEVES GAME-BY-GAME STATISTICS

1992

Opponent	Rec	Yds	TD
Central Michigan	2	13	0
Florida	0	0	0
Indiana	0	0	0
South Carolina	0	0	0
Ole Miss	0	0	0
LSU	0	0	0
Georgia	0	0	0
Miss. State	2	44	1
Vanderbilt	1	16	0
Cincinnati	2	54	0
Tennessee	0	0	0
TOTALS	**7**	**127**	**1**



1993

Opponent	Rec	Yds	TD
Kent	0	0	0
Florida	0	0	0
Indiana	0	0	0
South Carolina	2	12	0
Ole Miss	0	0	0
LSU	0	0	0
Georgia	0	0	0
Miss. State	0	0	0
Vanderbilt	0	0	0
East Carolina	0	0	0
Tennessee	0	0	0
TOTALS	**2**	**12**	**0**
Peach Bowl	0	0	0



26 William Renuart

Free Safety, 6-2, 185, So-1L, Coral Gables, Fla. (Gulliver)

OUTLOOK: 0 games … His only collegiate experience came in Peach Bowl … Projected as backup free safety.
1993 (REDSHIRT FRESHMAN): Earned first varsity letter by appearing in the Peach Bowl.
1992 (FRESHMAN): Redshirted.
HIGH SCHOOL: Two-year letterman as free safety and wide receiver at Gulliver Preparatory School … Averaged nine tackles per game and made six interceptions to lead Gulliver to a 5-5 record during his senior season … Honorable mention All-County … Squad's Most Valuable Defensive Player … Coached at Gulliver by Ralph Arza … Also lettered two years as a center fielder in baseball.
PERSONAL: Full name is William Wood Renuart … Born 12/2/73 … Son of John and Melinda Renuart … Undecided major.
PERSONAL: Part of UK entourage who visited the Mary Eggleston Children's Hospital as part of Peach Bowl activities.



71 Rob Reynolds

Offensive Tackle, 6-6, 300, Fr-RS, Fort Thomas (Highlands)

OUTLOOK: 0 games … Is listed as second team left tackle but will battle for starting honors … One of the biggest Wildcats at 6-6, 300 pounds … Has improved strength and speed during off-season.
1993 (FRESHMAN): Redshirted.
HIGH SCHOOL: Two-year starter as offensive and defensive tackle at Fort Thomas Highlands High School … Helped lead the Bluebirds to a 14-1 record and 1992 State 3A Championship … Participated in Kentucky-Tennessee All-Star Game … Second team All-State selection by *Louisville Courier-Journal* … Credited with 93 tackles, eight quarterback sacks, 15 TFLs and three fumbles recoveries during his senior campaign … Posted a career-high 16 stops, three sacks, five TFLs, one fumble recovery and one blocked kick in 41-13 victory over Ashland Blazer in second round of State 3A Playoffs … Helped Highlands compile a 29-8 record during his three years on the varsity … Coached at Highlands by Tom Duffy … Also lettered in track (shot put/discus).
PERSONAL: Full name is Robert Eric Reynolds … Born 11/21/74 in Ft. Thomas, KY … Son of Jerry and Brenda Reynolds … His brother, Jerry, was an offensive tackle at UNLV.



Victor Rivers

Lineman, 6-4, 285, Fr-HS, Atlanta, Ga. (Douglass)

HIGH SCHOOL: Lettered and started three years for coach Michael Simms at Frederick Douglass High School in Atlanta, Ga. … *USA TODAY* All-America honorable mention … Selected to play in the Georgia North-South game … All-City selection … All-State honorable mention … Selected to the *BLUECHIP Illustrated* post-season Southeast Region squad … Bench presses 450 pounds … Team captain … Led Douglass High to a 5-5 record in 1993 … Runs the 40-yard dash in 5.1 seconds … Also recruited by Mississippi State, Clemson and Arkansas.
PERSONAL: Full name is Victor Leron Rivers … Born 11/29/75 in Atlanta, Ga. … Son of Dorothy Rivers … Planning to major in sports medicine.



27 Clyde Rudolph

Flanker, 5-7, 173, Sr-3L, Pensacola, Fla. (Booker T. Washington)

- **Five-Time Track All-American**
- **1994 SEC Champion 200 meters (Indoor)**
- **1993 SEC Champion 200 meters (Indoor)**

OUTLOOK: 25 games, 5 starts … Missed entire '94 spring drills while participating in track … Will battle for starting flanker duties … Possesses world-class speed.
1993 (JUNIOR): Played in nine games, earning starting assignments against Georgia and Mississippi State … Moved to flanker from tailback … Caught two passes for 61 yards, including a 44-yard reception against Kent … Caught a 21-yard pass in Peach Bowl … Suffered a knee injury against Kent and subsequently missed the Florida contest … Squad's leading kickoff returner with 209 yards on 10 returns for a 20.9 average … Had five returns for 107 yards, including one for 44 yards against Tennessee … Two-sport athlete (football and track) … Earned third letter at Kentucky… Placed eighth in the 200m dash (20.90) at the 1994 NCAA Outdoor meet to earn second All-America honors in that event … Member of All-America 400m relay team that placed second at the 1994 NCAA Outdoor meet in a school record 38.94 seconds … Career-best time of 20.40 in the 200m, which ranks him second in school history … Placed third in the 200m at the NCAA Indoor meet to earn All-America honors … Went undefeated during the indoor regular season in the 200-meter dash.
1992 (SOPHOMORE): Played in eight games at tailback for the Wildcats with two starts (Central Michigan and Florida) … Earned his second varsity letter … Missed Indiana and South Carolina contests because of hip-pointer injury which Rudolph suffered against Florida … Rushed for 25 yards on nine carries during the season and had one pass reception for 22 yards … Also returned three kickoffs for 47 yards (15.7 avg.) … Lone pass reception of season was a 22-yarder vs. Central Michigan … Season-best outing of 16 yards rushing on three carries vs. Florida, including long of 13 yards …

1994 Wildcats Profiles

Earned Wildcats Pride honors once during '92 season — vs. Central Michigan … In track, Rudolph captured the 1993 Southeastern Conference Indoor Championship in the 200 meters with a time of 21.44 seconds … Placed seventh in the 1993 NCAA Outdoor Championships in the 200 meters with a time of 20.89 seconds … Earned NCAA All-American honors in outdoor track for reaching event finals … Member of UK's 4x100-meter relay team which finished sixth in the 1993 NCAA Outdoor Championships with a time of 39.47 seconds.

1991 (REDSHIRT FRESHMAN): Participated in eight games as a tailback, getting one start (vs. Cincinnati) … Earned first varsity letter … Missed Miami (Ohio) and Indiana contests because of a sprained ankle suffered during August workouts … Did not participate vs. Vanderbilt because of a hamstring strain … Finished the season with 28 rushes for 90 yards (3.2 avg.) … Ranked fourth on squad in pass receptions with 11 for 161 yards (14.6 avg.) and two touchdowns … Also contributed two kickoff returns for 49 yards (24.5 avg.) … Career-best outing of 156 all-purpose yards and two touchdowns in game at Georgia … Rushed seven times for 25 yards against the Bulldogs … Caught four passes for 92 yards, including touchdowns grabs of 52 yards from QB Ryan Hockman and 21 yards from QB Pookie Jones … Also returned one kickoff for 39 yards against Georgia … Earned first starting assignment vs. Cincinnati and had two carries for career-high 30 yards … Injured hamstring on UK's first offensive drive vs. the Bearcats after consecutive carries of 14 and 16 yards … Did not return against Cincinnati and missed next week's contest vs. Vanderbilt … Earned Wildcats Pride honors for efforts vs. Georgia and Florida … Rushed six times for 27 yards and caught two passes for 27 stripes vs. Florida … Indoor track season highlights included personal-best time of 6.37 seconds in 55-meters at US Air Invitational, and consecutive 200-meter victories at the Notre Dame Invitational (21.65 sec.) and Indiana Invitational (21.63 sec.) … Outdoor track highlights included 200-meter victory (21.28 sec.) at the National Invitational and fifth-place finish in 200-meters (21.58 sec.) at SEC Championships.



1990 (FRESHMAN): Redshirted in football … Earned Wildcats Pride honors for his efforts on UK scout team during North Carolina and Vanderbilt weeks … Picked up first varsity letter in track … Won the 100 meters (10.0 sec.) and the 200 meters (21.7 sec.) in the Eastern Kentucky Outdoor Relays … Established a new UK freshman record for the 200 meters at the EKU Relays … Placed second in the 200 meters (22.3 sec.) at the Indiana TAC indoor meet and fourth in the 55 meters (6.43 sec.) … Finished fifth in the 55 meters (6.43 sec.) and the 200 meters (22.0 sec.) at the Notre Dame Indoor Invitational.

HIGH SCHOOL: Two-year letterman as running back and return specialist at Booker T. Washington High School … *Pensacola News-Journal* All-State second team as senior … All-Area and All-District … Permanent team captain … Led the Wildcats to a 10-3 record in 1989 and a spot in the 5A state playoffs … Rushed for over 1,500 yards and scored nine touchdowns during his senior campaign … Coached by Jimmy Nichols … Also lettered three years in track … 200-meter regional champion as a junior.

PERSONAL: Full name is Clyde Lee Rudolph … Born 2/15/72 in Pensacola, Fla … Son of Clyde, Jr., and Bernice Rudolph … Computer science major.

CIVIC SERVICE: National Kidney Foundation Wildcats Run and Walk (1991-92) … Special Olympics volunteer (1991).

RUDOLPH CAREER STATISTICS

			Rushing					Receiving			
Year	Position	G	Att	Yds	Avg	TD	LP	Rec	Yds	Avg	TD	LP
1991	Tailback	8	28	90	3.2	0	16	11	161	14.6	2	52
1992	Tailback	8	9	20	2.2	0	13	1	22	22.0	0	22
1993	Flanker	9	2	-4	-2.0	0	1	2	61	30.5	0	44
TOTALS		**25**	**39**	**106**	**2.7**	**0**	**16**	**14**	**244**	**17.4**	**2**	**52**

RUDOLPH GAME-BY-GAME STATISTICS

1991

Opponent	Rush	Yds	TD	Rec	Yds	TD
Miami (O)			did not play			
Indiana			did not play			
Kent State	3	-4	0	2	14	0
Ole Miss	4	7	0	0	0	0
Miss. State	2	2	0	1	13	0
LSU	0	0	0	0	0	0
Georgia	7	25	0	4	92	2
Cincinnati	2	30	0	0	0	0
Vanderbilt			did not play			
Florida	6	27	0	2	27	0
Tennessee	4	3	0	2	15	0
TOTALS	**28**	**90**	**0**	**11**	**161**	**2**

1992

Opponent	Rush	Yds	TD	Rec	Yds	TD
Central Michigan	3	9	0	1	22	0
Florida	3	16	0	0	0	0
Indiana			did not play			
South Carolina			did not play			
Ole Miss	1	-2	0	0	0	0
LSU			did not play			
Georgia	0	0	0	0	0	0
Miss. State	0	0	0	0	0	0
Vanderbilt	0	0	0	0	0	0
Cincinnati	0	0	0	0	0	0
Tennessee	2	-3	0	0	0	0
TOTALS	**9**	**20**	**0**	**1**	**22**	**0**

1993

Opponent	Rec	Yds	TD	KOR	Yds	TD
Kent	1	44	0	1	18	0
Florida			did not play			
Indiana	0	0	0	0	0	0
South Carolina			did not play			
Ole Miss	0	0	0	0	0	0
LSU	0	0	0	0	0	0
Georgia	1	17	0	3	73	0
Miss. State	0	0	0	0	0	0
Vanderbilt	0	0	0	1	11	0
East Carolina	0	0	0	0	0	0
Tennessee	0	0	0	5	107	0
TOTALS	**2**	**61**	**0**	**10**	**209**	**0**
Peach Bowl	1	21	0	0	0	0



2 Reggie Rusk

Back, 6-2, 190, Jr-JC, Texas City, Tex.

(City College of San Francisco)

JUNIOR COLLEGE: Coached by George Rush at City College of San Francisco where he was a teammate of fellow Wildcats George Harris and Daymon Carter … Ranked by Tom Lemming as the second best JuCo prospect in the nation … First team JuCo All-American … 1993 Golden Gate Conference Defensive Player of the Year … Tallied four interceptions, including one for a TD in the national championship game … Had 10 sacks as a sophomore and was second on the team in total tackles … Helped CCSF advance to the 1993 Community College Bowl … Earned All-Golden State Conference honors twice while helping CCSF to a 20-2 two-year record … Chose UK over USC and San Diego State.

HIGH SCHOOL: Lettered and started three years for coach Rusty Dowling at Texas City High School … Second team All-District as a junior … Second team All-County as a senior … Team captain and Most Valuable Player as a senior … Played linebacker … Also lettered four years in track and two in basketball.

PERSONAL: Full name is Reggie Leon Rusk … Born 10/19/72 in Galveston, Texas … Son of Opal Rusk … Majoring in sports medicine.



Joey Sackett

Lineman, 6-3, 265, Fr-HS, Tallahassee, Fla.

(North Florida Christian)

HIGH SCHOOL: Lettered four years and started three for coach Howard Cone at North Florida Christian H.S. … Was a first team Class AA All-State honoree and a first team All-Big Bend (top 22 Florida panhandle area) player … Earned *BLUECHIP Illustrated* All-Southeast Region honors … Recorded 77 tackles, seven sacks, three pass deflections and a blocked punt as a senior while causing three fumbles … Led team to a 12-8 two-year record … Helped team to Regional Championship as a senior … Runs the 40-yard dash in 5.1 seconds … Had a career-best game in Regional Championship game, tallying 11 tackles and a sack … Boasts a 345-pound bench press and a 305-pound clean-and-jerk … Recorded a 28-inch vertical jump … Also lettered in basketball, track and weightlifting … State qualifier in track and weightlifting … Senior class vice president … Also recruited by Southern Mississippi, Virginia Tech, Arkansas State and Auburn.

PERSONAL: Full name is Walter Joseph Sackett … Born on 8/11/75 … Son of Walter and Valerie Sackett … Planning to major in business.



6 Kio Sanford

Split End, 5-11, 170, Fr-RS, Lexington (Bryan Station)

OUTLOOK: 0 games … Will battle for playing time at split end … One of fastest Wildcats … Caught five passes for 37 yards and one TD during '94 spring drills.

1993 (FRESHMAN): Redshirted.

HIGH SCHOOL: Led Bryan Station High School to its first State 4A Playoff appearance in 10 years during the 1992 campaign as quarterback and defensive back … Named to the *Lexington Herald-Leader* "Class of the Commonwealth" … *SuperPrep* All-Dixie Region … Participated in Kentucky-Tennessee All-Star Game … Tom Lemming's *Prep Football Report* All-Southeast … Accounted for 1,635 yards of total offense as the Defenders reached the third round of the State 4A Playoffs before falling 21-20 to Boone County … Rushed for 833 yards (7.2 avg.) on 122 attempts, including six runs of 60 yards-or-more … Completed 31 of 59 passes (.525 pct.) for 752 yards in 1992 … Coached at Bryan Station by Dan Cassity … Letterman in basketball and track … Is scheduled to participate in track at Kentucky … Starting point guard for the Defenders basketball team … Outstanding sprinter and high jumper in track … Clocked a 22.1 seconds in 200 meters as a junior … Established a new Kentucky High School Indoor Record in the high jump as a senior with a jump of 6-9 … Anchored state indoor champion 4x200 relay team in same meet … Named Fayette County's Track Athlete of the Year in 1993.

PERSONAL: Full name is Kiota Jermain Sanford… Born 1/8/75 in Lexington, KY … Son of Geoffrey Grimes and Patricia Sanford … majoring in business.



58 Mike Schellenberger

Linebacker, 6-0, 237, So-1L, Louisville (St. Xavier)

• **Academic All-SEC Honor Roll (1993)**

OUTLOOK: 11 games, 1 start … Expected to battle Matt Neuss for right to succeed Marty Moore at the Mike linebacker position … Recorded 11 tackles during the '94 spring drills … One of 24 Wildcats who earned a 3.0-or-better GPA during '94 spring semester.

1993 (REDSHIRT FRESHMAN): Appeared in 11 games, earning the starting nod when Kentucky started in a 5-2 defense against East Carolina … Credited with 10 tackles … One of 14 Wildcats to be named to the SEC Academic Honor Roll … Earned his first varsity letter.

1992 (FRESHMAN): Redshirted … Earned Wildcats Pride honors twice as a true freshman for his efforts on the UK scout teams during preparations for South Carolina and LSU.

HIGH SCHOOL: Three-year letterman as linebacker and fullback at St. Xavier High School … 1991 All-State first team by *Louisville Courier-Journal* and Associated Press … Member of Kentucky-Tennessee All-Star team … All-District and All-County … Team captain and squad's Defensive

Player of the Year … Kentucky Football Foundation and Hall of Fame award winner … Helped lead the Tigers to a 12-3 record as a senior and 4A state runnerup … Credited with a team-high 158 tackles during the '91 season … Posted 11 tackles-for-losses, five passes broken up and two blocked punts … Coached at St. Xavier by Mike Glaser … National Honor Society … Student Government officer.

PERSONAL: Full name is Michael Jeremy Schellenberger … Born 5-25-74 … Son of Mike and Suzette Schellenberger … Management major.

CIVIC SERVICE: Wildcat Cub Club (1993) … Participated with other UK student-athletes as mentors for fifth grade students at Booker T. Washington Elementary School.

SCHELLENBERGER CAREER STATISTICS

Year	Position	G	Tackles	Sacks	TFL	Int	FR
1993	Mike Linebacker	11	10	0(0)	0(0)	0	0

SCHELLENBERGER GAME-BY-GAME STATISTICS

1993

Opponent	TT	UT	AT	TFL	PBU
Kent	0	0	0	0	0
Florida	0	0	0	0	0
Indiana	0	0	0	0	0
South Carolina	0	0	0	0	0
Ole Miss	1	0	1	0	0
LSU	0	0	0	0	0
Georgia	3	1	2	0	0
Miss. State	2	1	1	0	0
Vanderbilt	0	0	0	0	0
East Carolina	3	1	2	0	0
Tennessee	1	1	0	0	0
TOTALS	**10**	**4**	**6**	**0**	**0**
Peach Bowl	2	1	1	0	0



65 John Schlarman

Offensive Guard, 6-2, 281, Fr-RS, Fort Thomas (Highlands)

• **UK Most Valuable Offensive Scout Award (1993)**

OUTLOOK: 0 games … Listed as second-team left guard on post-spring depth chart … Is expected to help solidify young offensive line … One of 24 Wildcats who earned a 3.0-or-better GPA during '94 spring semester.

1993 (FRESHMAN): Redshirted … Earned the Most Valuable Offensive Scout team award.

HIGH SCHOOL: Three-year starter as offensive tackle, defensive tackle and nose guard for Fort Thomas Highlands High School … Helped lead the Bluebirds to an impressive 14-1 record and State 3A Championship in 1992 … First team All-State by the *Louisville Courier-Journal* … "Class of the Commonwealth" by the *Lexington Herald-Leader* … Second team All-State by Associated Press … Participated in the Kentucky-Tennessee All-Star Game … *Kentucky Post* 3A/4A Defensive Player of the Year … First team All-Area … Max Emfinger's *BLUECHIP Magazine* All-American … Tom Lemming's *Prep Football Report* All-Southeast … Permanent team captain … Ranked second on squad in tackles with 91, including 10 TFLs and two caused fumbles … Helped Highlands post a 29-8 record during his three seasons … Team-high 77 tackles as a junior and 52 stops as a sophomore … Coached by Tom Duffy … Also lettered in track (shot put/discus) and basketball.

PERSONAL: Full name is John Schlarman … Born 5/1/75 … Son of Bill and Judy Schlarman … His brother, Willie, played basketball at Northern Kentucky (1983-87) … His sisters, Cindy (1985-89) and Tammy (1990-93), also played basketball at Northern Kentucky.





97 Mike Schlegel

Defensive Tackle, 6-5, 251, Jr-2L, Harahan, La. (Jesuit)

OUTLOOK: 15 games, 0 starts … Switched from end to defensive tackle before Peach Bowl … Will join Robert Stinson and Roger Sullivan in three-man rotation at tackle … Recorded seven tackles during '94 spring scrimmages … One of 24 Wildcats who earned a 3.0-or-better GPA during '94 spring semester.

1993 (SOPHOMORE): Appeared in nine games as a backup to Zane Beehn at left defensive end, and saw action at defensive tackle in the Peach Bowl … Credited with six tackles, including one sack and one tackle-for-loss … Made huge play against South Carolina, breaking up a reverse for an 11-yard loss which took the Gamecocks out of FG range … Part of defensive unit that did not allow four teams an offensive TD … Earned his second letter at Kentucky.

1992 (REDSHIRT FRESHMAN): Played in six games as a backup defensive end … Earned his first varsity letter … Credited with seven tackles on the season, one quarterback sack, two QB pressures and one forced fumble … Career-best effort in Wildcats 37-25 victory over Indiana … Sacked Indiana QB Trent Green and caused Green to fumble during a pass play midway through the second quarter … Finished with four stops and two addition QB pressures against the Hoosiers … Earned Wildcats Pride honors vs. Indiana … Also made one tackle in games vs. Florida, LSU and Tennessee … Capped off a good '92 spring with five tackles in the Blue-White Spring Football Game.

1991 (FRESHMAN): Redshirted … Named to Wildcats Pride for his efforts on defensive scout team during week of Mississippi State contest … Missed much of the '91 season because of a right ankle fracture which he suffered prior to reporting to the Wildcats football camp.

HIGH SCHOOL: Two-year letterman as defensive end at Jesuit High School … First team All-District … Honorable mention All-State … Helped lead the Blue Jays to a 12-2 record as senior and berth in 4A state semifinals … Credited with 160 tackles and 16 quarterback sacks as a senior … Identical career-high efforts of 16 tackles and two sacks vs. Catholic and Shaw in 1990 … Coached at Jesuit by Danny Abramowitz, former All-Pro receiver with the New Orleans Saints.

PERSONAL: Full name is Michael Ulrich Schlegel … Born 9/9/73 in New Orleans, LA … Son of Peter and Rosita Schlegel … English major.

CIVIC SERVICE: National Kidney Foundation Wildcats Run and Walk (1992) … Wildcat Cub Club (1993) … Participated with other UK student-athletes in Cub Club as mentors for fifth grade students at Booker T. Washington Elementary School.

SCHLEGEL CAREER STATISTIC

Year	Position	G	Tackles	Sack	TFL	FF	FR
1992	Defensive End	6	7	1(-10)	0(0)	1	0
1993	Defensive End	9	6	1(-3)	1(-11)	0	0
TOTALS		**15**	**13**	**2(-13)**	**1(-11)**	**1**	**0**

SCHLEGEL GAME-BY-GAME STATISTICS

1992

Opponent	Tackles	Sack	TFL
Central Michigan	did not play		
Florida	1	0	0
Indiana	4	1	0
South Carolina	0	0	0
Ole Miss	0	0	0
LSU	1	0	0
Georgia	did not play		
Miss. State	did not play		
Vanderbilt	did not play		
Cincinnati	did not play		
Tennessee	1	0	0
TOTALS	**7**	**1**	**0**

1993

Opponent	TT	UT	AT	TFL	Sack
Kent		did not play			
Florida	0	0	0	0	0
Indiana		did not play			
South Carolina	2	0	2	1(-11)	0
Ole Miss	1	1	0	0	0
LSU	1	0	1	0	1(-3)
Georgia	0	0	0	0	0
Miss. State	0	0	0	0	0
Vanderbilt	0	0	0	0	0
East Carolina	1	1	0	0	0
Tennessee	1	1	0	0	0
TOTALS	**6**	**3**	**3**	**1(-11)**	**1(-3)**
Peach Bowl	1	1	0	0	0



35 Tom Shropshire

Strong Safety, 6-0, 195, Fr-RS, Winchester (George Rogers Clark High School)

OUTLOOK: 0 Games … Projected to be a backup strong safety.

1993 (FRESHMAN): Redshirted

HIGH SCHOOL: Lettered and started three years for coach Don Danko at George Rogers Clark High School … Helped team to a 31-6 three-year record … All-State honorable mention … Earned squad's Best Defensive Lineman and Outstanding Senior Awards … Helped team to the 1991 4A State Championship and the 1992 District Title … Also lettered in track.

PERSONAL: Full name is Thomas Scott Shropshire … Born 2/21/75 in Richmond, Ky. … Son of Charles and Sonia Shropshire … Major is undecided.



80 Tyler Siddens

Split End, 5-11, 150, Fr-RS, Louisville (Ballard)

OUTLOOK: 0 games … Expected to play backup at split end position … His size is reminiscent of UK's "mighty mites" receiver corps that included Mark Chatmon, Tim Calvert and Troy Hobbs … Caught two passes for 13 yards during '94 spring drills … One of 24 Wildcats who earned a 3.0-or-better GPA during '94 spring semester.

1993 (FRESHMAN): Redshirted.

HIGH SCHOOL: Lettered three years and started two for coach Chris Roberts at Ballard High School … Helped squad to a two-year record of 22-5 … Helped Ballard to Regional Championship and state semifinals … Averaged 20.4 yards per reception as a senior … Caught a 75-yard pass against Seneca … Also lettered two years in track.

PERSONAL: Full names is Robert Tyler Siddens … Born 1/1/75 in Nashville, Tenn. … Son of Bob and Janet Siddens … Major is undecided.

1994 Wildcats Profiles



9 Jaysuma Simms

Split End, 6-0, 175, So-1L, Providence (Webster County)

• **UK's Most Improved Wide Receiver (Spring, '94)**

OUTLOOK: 11 games, 1 start … Is expected to see plenty of playing time at split end … Known as "Suma" … Will be looked to help fill the void left by the graduation of UK's "mighty mites" receiver corps of Mark Chatmon, Tim Calvert and Troy Hobbs … One of 15 Wildcats who earned a 3.0-or-better GPA during '93 fall and '94 spring semesters.

1993 (REDSHIRT FRESHMAN): Played in 11 games for the Wildcats, earning a starting assignment against South Carolina … Caught two passes for 50 yards … Snagged a 32-yard pass against Indiana … Ran two reverses for 22 yards against South Carolina … Member of UK special teams … Earned first varsity letter at Kentucky.

1992 (FRESHMAN): Redshirted.

HIGH SCHOOL: Three-year letterman as wide receiver and cornerback at Webster County High School … Named 1991 All-State second team by *Louisville Courier-Journal* … All-Western Kentucky Conference … Led the Trojans in receiving during both his junior and senior campaigns … Caught 29 passes for 270 yards (9.3 avg) as a junior … Had 13 pass receptions for 268 stripes (20.6 avg.) and six touchdowns in 1991, despite having fractured left hand in final six contests … Coached at Webster County by Jay Cobb … Three-year letterman in track … Participates in long and triple jump.

PERSONAL: Full name is Jaysuma Oyempishea Simms … Born 7/31/74 in Madisonville, KY … Son of William Green and Mona Simms … Communications major.

CIVIC SERVICE: Wildcat Cub Club (1993) … Participated in Cub Club with other UK student-athletes as mentor for fifth grade students at Booker T. Washington Elementary School.

SIMMS CAREER STATISTICS

			Rushing				Receiving				
Year	Position	G	Att	Yds	Avg	TD	LP	Rec	Yds	Avg	TD	LG
1993	Flanker	11	2	22	11.0	0	13	2	50	25.0	0	32

SIMMS GAME-BY-GAME STATISTICS

1993

Opponent	Rush	Yds	TD	Rec	Yds	TD
Kent	0	0	0	0	0	0
Florida	0	0	0	0	0	0
Indiana	0	0	0	2	50	0
South Carolina	2	22	0	0	0	0
Ole Miss	0	0	0	0	0	0
LSU	0	0	0	0	0	0
Georgia	0	0	0	0	0	0
Miss. State	0	0	0	0	0	0
Vanderbilt	0	0	0	0	0	0
East Carolina	0	0	0	0	0	0
Tennessee	0	0	0	0	0	0
TOTALS	**2**	**22**	**0**	**2**	**50**	**0**
Peach Bowl	0	0	0	0	0	0



41 Brian Sivinski

Placekicker, 5-11, 181, Jr-1L, Lexington (Henry Clay/Indiana)

OUTLOOK: 0 games … Projected to be UK's starting kicker in 1994 … Possesses the strong leg needed by Kentucky, which had a longest FG in 1993 of 34 yards, coming in the Peach Bowl … Connected on 10-of-16 FGs of 39 yards or less and 3-of-6 FGs more than 40 yards during the '94 spring drills … Also connected on 8-of-9 PATs during the spring.

1993 (SOPHOMORE): Earned first varsity letter after appearing in the Peach Bowl … Performed kickoff duties in the Peach Bowl.

COLLEGE: Originally enrolled at Indiana, where he wrestled … Right-footed, soccer-style kicker … Bench presses 260 pounds … Cleans 200 … Timed in the 40-yard dash at 4.87 seconds … Was one of 28 Wildcats to earn a 3.0 GPA-or-higher during '93 spring semester.

HIGH SCHOOL: Lettered one year as a placekicker at Henry Clay High School … All-City selection … Coached by Jake Bell … Lettered two years in soccer and three years in wrestling … state runner-up in wrestling … Earned Athlete of the Year honors.

PERSONAL: Full name is Brian David Sivinski … Born 10/24/72.



Andre' Smith

Lineman, 6-2, 215, Fr-HS, Decatur, Ga. (Southwest DeKalb)

HIGH SCHOOL: Coached by Buck Gottfried at Southwest DeKalb H.S. in Decatur, Ga. … *Atlanta Journal-Consitution* All-DeKalb County honorable mention … His Southwest DeKalb team was ranked No. 3 in the nation in *USA TODAY'S* preseason rankings … Led squad to a 7-4 record and a final No. 3 ranking among state 4A schools … Tallied 170 tackles and 12 sacks in two years … Two of team's four losses were to Dunwoody H.S., which finished 15-0, won the 4A championship and was ranked No. 4 nationally in *USA TODAY'S* final poll … Also lettered two years in basketball.

PERSONAL: Full name is Andre' Lorenza Smith … Born on 3/25/76 in Decatur, Ga. … Son of Joyce Smith … Planning to major in business.



Lamont Smith

Lineman, 6-2, 215, Fr-HS, Middletown, Ohio (Lakota)

HIGH SCHOOL: Coached by Grag Bailie at Lakota H.S. in Middletown, Ohio … Named to the All-Midwest squad by *SuperPrep Magazine* … Earned *BLUECHIP Illustrated* preseason All-Big 10 Region honors … Ranked among top eight linebackers in the region by *Lee Corso's* s recruiting magazine … All-County and All-League … Runs the 40-yard dash in 4.7 seconds … As a fullback, Smith gained 834 yards on 166 carries for five yards per carry and six TDs … As a linebacker, Smith tallied 71 tackles, 62 of

which came in seven league games … Had a career-best game against Lima with 112 yards rushing and three TDs … Earned three letters in basketball … As a sophomore started at point guard and led team to 1992 State Championship.

PERSONAL: Full name is Darren Lamont Smith … Born on 5/27/76 in Cincinnati, Ohio … Son of Keith and Diane Smith … Major is undecided … His cousin, Sean Smith, played for the New England Patriots.



13 Leon Smith

Flanker, 5-10, 176, Jr-1L, Louisville (Trinity)

OUTLOOK: 11 games, 0 starts … Listed as first-string flanker on the post-spring depth chart … Had an outstanding spring … Caught two passes for 48 yards and a TD in three spring scrimmages … Will continue to snap for punts.

1993 (SOPHOMORE): Appeared in every game for the Wildcats … Caught one pass for 16 yards againt Kent … Squad's long snapper on punts … Played through the pain of a separated shoulder much of the season … Earned first varsity letter at Kentucky.

1992 (REDSHIRT FRESHMAN): Played in two games as a backup flanker … Saw action in contests vs. Cincinnati and Tennessee … Member of UK Leadership Committee.

1991 (FRESHMAN): Redshirted … Member of UK Leadership Committee.

HIGH SCHOOL: Three-year letterman as wide receiver, free safety and kick return specialist at Trinity High School … Consensus first team All-State selection … Was "Mr. Kentucky Football" finalist … Member of Kentucky-Tennessee All-Star team … Had two receptions for 59 yards, including a long of 44 yards, for Kentucky in the '91 Kentucky-Tennessee All-Star game … THS Athlete of the Year for football as a senior … Squad's Most Valuable Offensive Player … Was instrumental in leading Shamrocks to a perfect 42-0 record and three consecutive state 4A titles during prep career … Never lost a prep football game as Shamrocks posted a trio of 14-0 ledgers … Caught 37 passes for 692 yards (18.7 avg.) and four touchdowns as a senior … Averaged 20.9 yards (17-355) and scored three TDs on punt returns … Also averaged 33.6 yards (10-336) and scored two TDs on kickoff returns as a senior … His 99-yard kickoff return for a touchdown sparked victory over Damon Hood-led Warren Central in state 4A championship game in 1990 … As a junior, Smith had 32 pass receptions for 710 yards (22.1 avg.) and eight TDs … Coached at Trinity by Dennis Lampley … Four-year letterman in track … Involved in long jump, triple jump, sprints and relays … Student council president.

PERSONAL: Full name is Leon Ashford Smith … Born 6/12/72 in Louisville, KY … Son of Arthur and Jewell Smith … Education major.

CIVIC SERVICE: Always willing to attend outreach programs … Has spoken numerous times at at least six different elementary schools about the importance of an education … Participated in activities at "Drug-Free Day" (1993) at Bluegrass Aspendale Housing Project in Lexington … Wildcat Cub Club (1992-93) … Joined other UK student-athletes as mentors for fifth graders at Booker T. Washington Elementary School … National Kidney Foundation Wildcats Run and Walk (1992) … Copy-Cat Penpal Program (1992).

SMITH CAREER STATISTICS

Year	Position	G	Rec	Yards	Avg.	TD	Long
1992	Flanker	2	0	0	0.0	0	0
1993	Flanker	11	1	16	16.0	0	16
TOTALS		**13**	**1**	**16**	**16.0**	**0**	**16**





Shawn Smith

Back, 6-3, 195, Fr-HS, Tallahassee, Fla. (N. Florida Christian)

HIGH SCHOOL: Two-year starter both ways for coach Howard Cone at North Florida Christian H.S. … Was a first-team Class AA All-State honoree and a first team All-Big Bend (top 22 Florida panhandle area) player … Led team to a 12-8 two-year record … Named his high school's Defensive Back of the Year … As a senior, recorded 126 tackles, three interceptions and 10 pass deflections … As a junior, credited with 120 tackles, three interceptions and eight pass deflections … Tallied 14 tackles and an interception plus

caught six passes for 96 yards and a TD in career-best game … Runs the 40-yard dash in 4.5 seconds … Boasts a 300-pound bench press, a 350-pound squat and a 245-pound clean-and-jerk … Participated in track … Also recruited by Georgia Tech, Arkansas, Central Florida, Samford and Tulane.

PERSONAL: Full name is Shawn Eugene Smith … Born 12/7/75 in Tallahassee, Fla. … Son of Jim and Susan Roberson … Will major in business or sports medicine.



48 David Snardon

Linebacker, 6-2, 229, Jr-2L, Louisville (Male)

• ***Knoxville News-Sentinel*** **Freshman All-SEC team (1992)**

OUTLOOK: 20 games, 8 starts … Will battle Donte' Key for starting position at Buck linebacker … Squad's fifth-leading tackler during '94 spring drills with 17 stops.

1993 (SOPHOMORE): Played in nine games while starting in four …… Also started in the Peach Bowl … Started first three games at Buck linebacker … Suffered left knee sprain aginst Georgia and missed Mississippi State and Vanderbilt games … Returned to play against ECU and start against Tennessee and Clemson … Credited with 33 tackles … Had a career-high 10 tackles against Tennessee … Tallied seven tackles in the Peach Bowl … Selected to the squad's "Leadership Committee" … Earned his second varsity letter.

1992 (REDSHIRT FRESHMAN): Played in all 11 games at bandit, getting the starting assignment in four contests (Mississippi State, Vanderbilt, Cincinnati and Tennessee) … Earned his first varsity letter … *Knoxville News-Sentinel* Freshman All-SEC Team … Tied with DT Billy Lofton for sixth place among Wildcats defenders in tackles, posting 57 stops and two tackles-for-losses … Also credited with one fumble recovery and one QB pressure … Career-high nine tackles and one TFL in tough 17-13 loss at Cincinnati … Posted eight stops and one TFL against Vanderbilt … Got first collegiate start vs. Mississippi State and responded with seven tackles … Had good efforts vs. Tennessee (six tackles), vs. Georgia (six tackles), and vs. Ole Miss (five tackles, one special teams tackle) … Earned Wildcats Pride honors on two occasions (Ole Miss and Vanderbilt) … Recorded fumble recovery following a pass completion during second quarter of UK's 27-25 victory over LSU … Credited with five tackles in '92 Blue-White Spring Game.

1991 (FRESHMAN): Redshirted … Selected as UK's Most Outstanding Defensive Scout Team Player … Earned Wildcats Pride honors for his efforts on scout team during week of Indiana contest … Member of UK Leadership Committee.

HIGH SCHOOL: Three-year starter as linebacker at Male High School … First team All-State by *Louisville Courier-Journal* and Associated Press … All-District … Member of Kentucky-Tennessee All-Star team … Credited with nine tackles for Kentucky in 27-7 loss to Tennessee in annual All-Star game … Squad's Most Valuable Player and team captain … Made 121 tackles as a senior with two quarterback sacks and two fumble recoveries … Career-high efforts of 18 stops vs. St. Xavier and Fairdale in 1990 … Averaged 34.0 yards as a punter … Coached at Male High School by Jim Jordan … Four-year letterman in track … Participated in long jump, shot put and discus.

PERSONAL: Full name is David Lawrence Snardon … Born 3/3/73 in Louisville, KY … Son of James and Mary Snardon … His nephew, Aaron Payne, participated in track and football at Ohio State … Psychology major … Has plans for medical school after he obtains his undergraduate degree.

CIVIC SERVICE: Participated with other UK student-athletes as mentors to children at programs in Nicholasville Elementary, Crawford Middle School and the Lexington YMCA … Guest speaker for UK College of Education (1993) in on-campus workshops for various elementary, middle school, junior high and high school support staff personnel … National Kidney Foundation Wildcats Run and Walk (1992) … Copi-Cat Penpal Program (1992) … Wildcat Cub Club (1992) … Participated with other UK student-athletes as mentors for fifth grade students at Booker T. Washington Elementary School.

SNARDON CAREER STATISTICS

Year	Position	G	Tackles	Sack	TFL	FR	Int
1992	Bandit	11	57	0(0)	2(-2)	1	0
1993	Buck Linebacker	9	33	0(0)	0(0)	0	1
TOTALS		**20**	**90**	**0(0)**	**2(-2)**	**1**	**1**

SNARDON GAME-BY-GAME STATISTICS

1992

Opponent	Tackles	Sack	TFL
Central Michigan	2	0	0
Florida	2	0	0
Indiana	4	0	0
South Carolina	3	0	0
Ole Miss	5	0	0
LSU	5	0	0
Georgia	6	0	0
Miss. State	7	0	0
Vanderbilt	8	0	1
Cincinnati	9	0	1
Tennessee	6	0	0
TOTALS	**57**	**0**	**2**

1993

Opponent	TT	UT	AT	TFL	Int
Kent	5	4	1	0	0
Florida	5	4	1	0	0
Indiana	2	1	1	0	0
South Carolina	0	0	0	0	0
Ole Miss	3	1	2	0	1
LSU	4	3	1	0	0
Georgia	2	2	0	0	0
Miss. State			did not play		
Vanderbilt			did not play		
East Carolina	2	2	0	0	0
Tennessee	10	8	2	0	0
TOTALS	**33**	**25**	**8**	**0**	**1**
Peach Bowl	7	3	4	0	0



11 Jeff Speedy

Quarterback, 6-2, 186, So-1L, Franklin, Tenn.

(Brentwood Academy)

• **UK's Most Improved Offensive Back (Spring, '94)**
• **Academic All-SEC Honor Roll (1993)**
• **UK Athletics Director's Honor Roll (Spring, '94)**

OUTLOOK: Expected to battle for starting quarterback duties in what Coach Curry termed a "wide-open" race … Showed marked improvement during '94 spring practice … Completed 17-of-40 passes for 124 yards and two TDs during three-and-one-half spring scrimmages … His long pass in those scrimmages was a 28-yard TD … Showed good running ability during spring drills with 23 carries for 125 yards and a TD … Scored on a 22-yard run …



Named to Athletics Director's Honor Roll after compiling a 4.0 GPA during the '94 spring semester.

1993 (REDSHIRT FRESHMAN): Appeared in three games as UK No. 3 quarterback … Completed one pass for eight yards … Had six carries for 31 yards against Tennessee … One of 14 Wildcats to be named to the SEC Academic All-SEC Honor Roll … Earned his first varsity letter.

1992 (FRESHMAN): Redshirted … Twice earned Wildcats Pride honors for his efforts on UK's scout teams during weeks of Central Michigan and Cincinnati contests.

HIGH SCHOOL: Three-year letterman and starter as quarterback, wide receiver and cornerback at Brentwood Academy … 1991 All-State first team … Member of Tennessee-Kentucky All-Star team … Completed two of three passes for 34 yards for Tennessee in 17-13 victory over Kentucky in annual all-star tilt … District Offensive Player of the Year … Passed for over 2,200 yards and 26 touchdowns as a senior, leading the Eagles to a 13-1 record and state 2A championship … Career-best effort in state title game, completing 18 of 21 passes for 275 yards and four touchdowns … Helped lead Brentwood Academy to a 33-7 record and three district titles in prep career … Coached at Brentwood Academy by Carlton Flatt … Three-year letterman in basketball.

PERSONAL: Full name is Jeff Todd Speedy … Born 6/13/73 … Son of Glenn and Pam Speedy … Management major.

CIVIC SERVICE: Wildcat Cub Club (1993) … Participated with other UK student-athletes in Cub Club as mentors for fifth grade students at Booker T. Washington Elementary School.

SPEEDY CAREER STATISTICS

			Rushing				Passing				
Year	Position	G	Att	Yds	Avg	TD	LP	C-A-I	Yds	Pct.	TD	LP
1993	Quarterback	3	12	49	4.1	0	20	1-4-0	8	.250	0	8

SPEEDY GAME-BY-GAME STATISTICS

1993

Opponent	Rush	Yds	TD	C-A-I	Yds	TD
Kent	1	0	0	0-0-0	0	0
Florida		did not play				
Indiana		did not play				
South Carolina		did not play				
Ole Miss		did not play				
LSU		did not play				
Georgia		did not play				
Miss. State	5	18	0	0-0-0	0	0
Vanderbilt		did not play				
East Carolina		did not play				
Tennessee	6	31	0	1-4-0	8	0
TOTALS	**12**	**49**	**0**	**1-4-0**	**8**	**0**
Peach Bowl		did not play				



94 Robert Stinson

Defensive Tackle, 6-4, 283, Sr-3L, Cadiz (Trigg County)

OUTLOOK: 32 games, 17 starts … Will join Roger Sullivan and Mike Schlegel in three-man rotation at tackle … Recorded six tackles, one for a loss (-2), and one sack (-7) during '94 spring scrimmages.

1993 (JUNIOR): Played in every game, starting in six plus the Peach Bowl … 11th on the team with 34 tackles … Had a 12-yard sack against LSU … Credited with two tackles-for-loss and four pass breakups and a caused fumble … Recorded a season-high five tackles three times … Helped defense hold opponents out of end zone four times when they were inside the UK five- yard line … Earned his third letter.

1994 Wildcats Profiles

1992 (SOPHOMORE): Played in all 11 games at defensive tackle, getting the starting assignment in 10 contests … Picked up his second varsity letter … Ended the season with 27 tackles, one quarterback sack, two TFLs and five QB pressures … Career-best effort in season-opening victory over Central Michigan with six tackles and one QB pressure … Recorded his first collegiate sack when he dumped Mississippi State QB Greg Plump for a five yard loss in the first quarter of UK's 37-36 loss to the Bulldogs … Credited with four tackles and one TFL in 27-25 victory at LSU … Also posted three stops, one TFL and one QB pressure against Georgia … Earned Wildcats Pride honors vs. Central Michigan … Credited with four tackles and one fumble recovery in the '92 Blue-White Spring Game.

1991 (REDSHIRT FRESHMAN): Played in 10 games at defensive tackle to earn his first varsity letter … Earned starting assignments in two contests (Georgia and Cincinnati) … Credited with 16 tackles and two tackles-for-losses … Caused one fumble … Twice had season-highs of four tackles — Mississippi State and Vanderbilt … Recorded a tackle-for-loss on his first collegiate tackle, dropping Kent State TB Aaron Kinebrew for a four-yard loss … Also dropped Mississippi State TB Karl Williamson for a three-yard loss in third quarter at Starkville.

1990 (FRESHMAN): Redshirted … Earned Wildcats Pride honors for his efforts on UK scout team during Indiana week.

HIGH SCHOOL: Four-year letterman as offensive and defensive tackle at Trigg County High School … Consensus All-State first team selection … Named to the Kentucky-Tennessee All-Star game … Three-time All-Western Kentucky pick … Squad's Most Valuable Offensive Lineman (1986 and 1989) … Permanent team captain … Helped lead the Wildcats to a 13-2 record as a senior and spot in state 1A finals … Coached at Trigg County by Dixie Jones … Lettered four years in baseball as first baseman, third baseman and catcher … Batted .304 as sophomore … Also lettered one year in basketball as junior … Fellowship of Christian Athletes … Pep Club president.

PERSONAL: Full name is Robert Harrison Stinson … Born 10/23/71 in Warren County, KY … Son of Albert and Marilyn Stinson … Recreation major.

CIVIC SERVICE: National Kidney Foundation Wildcats Run and Walk (1991-92) … Celebrity visitor to Shriners Crippled Children's Hospital (1990) … Big Buddy Program (1991).

STINSON CAREER STATISTICS

Year	Position	G	Tackles	Sack	TFL
1991	Defensive Tackle	10	16	0(0)	2(-7)
1992	Defensive Tackle	11	27	1(-5)	2(-4)
1993	Defensive Tackle	11	34	1(-12)	2(-7)
TOTALS		**32**	**77**	**2(-17)**	**6(-18)**

STINSON GAME-BY-GAME STATISTICS

1991

Opponent	Tackles	Sack	TFL
Miami (O)		did not play	
Indiana	0	0	0
Kent State	2	0	1
Ole Miss	0	0	0
Miss. State	4	0	1
LSU	1	0	0
Georgia	2	0	0
Cincinnati	3	0	0
Vanderbilt	4	0	0
Florida	0	0	0
Tennessee	0	0	0
TOTALS	**16**	**0**	**2**

1992

Opponent	Tackles	Sack	TFL
Central Michigan	6	0	0
Florida	1	0	0
Indiana	2	0	0
South Carolina	2	0	0
Ole Miss	2	0	0
LSU	4	0	1
Georgia	3	0	1
Miss. State	1	1	0
Vanderbilt	2	0	0
Cincinnati	3	0	0
Tennessee	1	0	0
TOTALS	**27**	**1**	**2**



1993

Opponent	TT	UT	AT	TFL	Sack	PBU
Kent	5	3	2	0	0	1
Florida	3	1	2	0	0	0
Indiana	3	1	2	0	0	0
South Carolina	5	3	2	0	0	0
Ole Miss	2	0	2	0	0	0
LSU	2	1	1	0	1(-12)	0
Georgia	1	1	0	1(-5)	0	0
Miss. State	2	2	0	0	0	0
Vanderbilt	4	0	4	0	0	0
East Carolina	5	4	1	1(-2)	0	1
Tennessee	2	1	1	0	0	2
TOTALS	**34**	**17**	**17**	**2(-7)**	**1(-12)**	**4**
Peach Bowl	4	2	2	0	0	0



64 Israel Stone

Offensive Tackle, 6-2, 255, So-Sq, Bardstown (Nelson County)

OUTLOOK: 0 games ... Joined team at the start of '94 spring drills ... Has not seen much football action but coaches like his determination ... Will most likely join scout team

1993 (REDSHIRT FRESHMAN): Did not play football.

1992 (FRESHMAN): Did not play football.

HIGH SCHOOL: Lettered three years and started one for coach Mark Brown at Nelson County High School ... Played offensive and defensive tackle plus held kicking duties ... Voted team's Best Offensive Lineman as a senior.

PERSONAL: Full names is Israel Jay Stone ... Born on 6/19/74 in Louisville, Ky. ... Son of Glen and Mona Stone ... Majoring in physical education.



Jeremy Streck

Lineman, 6-5, 265, Fr-HS, Cincinnati, Ohio (Anderson)

HIGH SCHOOL: Coached by Vince Suriano at Anderson H.S., where he helped his team to a three-year record of 29-3 … Earned first team All-Conference honors on offense and defense … Was a second team All-Southwest Ohio selection on defense … East-West All-Star … Earned first team All-City honors … As a senior, tallied 52 tackles, six sacks, one fumble recovery and batted down two passes … As a junior, tallied 69 tackles with a fumble recovery and a sack … Helped his team to three conference championships … His prep squad never lost a home game in three years … Boasts a 400-pound squat and a 225-pound clean and jerk … Also recruited by Clemson, South Carolina, Miami (Ohio), Ball State, Eastern Michigan, Kent and Akron.

PERSONAL: Full name is Jeremy M. Streck … Born 4/9/76 in Portsmouth, Ohio … Son of Richard and Marcia Streck … Planning to major in history.



98 Roger Sullivan

Defensive Tackle, 6-4, 277, Sr-3L, McKeesport, Pa. (High)

• **UK's Most Improved Defensive Lineman (Spring, '94)**

OUTLOOK: 28 games, 0 starts … Will join Robert Stinson and Mike Schlegel in three-man rotation at tackle … Recorded 10 tackles during '94 spring scrimmages … One of 15 Wildcats to earn a 3.0-or-better GPA during both the '93 fall and '94 spring semesters.

1993 (JUNIOR): Saw action in 11 games plus the Peach Bowl for the Wildcats … Had a career-high four tackles against Clemson in the Peach Bowl … Credited with 17 tackles, including two for a loss … Blocked an Indiana FG attempt … Earned his third varsity letter at Kentucky.

1992 (SOPHOMORE): Played in nine games as backup defensive tackle and nose guard … Earned his second varsity letter … Ended the season with seven tackles, one pass deflected and one blocked kick … Best career outing at Florida with three tackles and one pass batted down … Also credited with two stops vs. Cincinnati … One of two players, the other CB Steven Hall, to block a kick on Wildcats special teams in '92 … Sullivan blocked a fourth-quarter PAT attempt by Georgia's Todd Peterson.



1991 (REDSHIRT FRESHMAN): Participated in eight games, primarily in spot duty as backup strike … Earned his first varsity letter … Did not play against Miami (Ohio), Georgia or Tennessee.
1990 (FRESHMAN): Redshirted.
HIGH SCHOOL: Two-year letterman as inside linebacker and fullback at McKeesport High School … Named to the *Pittsburgh Post-Gazette* Fabulous 22 team … All-Conference second team … Squad's Sportsmanship Award … Credited with 103 tackles, five sacks, and four caused fumbles during his senior year … Best outing was 21 stops vs. Woodland Hills in 1989 … Rushed for 220 yards as a senior … Coached at McKeesport by George Smith … Also lettered two years in basketball … Averaged 13 points, seven rebounds and six assists in final prep season … Student council representative.
PERSONAL: Full name is Roger William Sullivan … Born 6/19/72 in White Oak, Pa … Son of Roger and Nancy Sullivan … Math education major.
CIVIC SERVICE: National Kidney Foundation Wildcats Run and Walk (1991-92) … SMART Program (1991).

SULLIVAN CAREER STATISTICS

Year	Position	G	Tackles	Sack	TFL
1991	Strike	8	0	0(0)	0(0)
1992	Defensive Tackle	9	7	0(0)	0(0)
1993	Defensive Tackle	11	17	0(0)	2(-3)
TOTALS		**28**	**34**	**0(0)**	**2(-3)**

SULLIVAN GAME-BY-GAME STATISTICS

1992

Opponent	Tackles	Sack	TFL
Central Michigan		did not play	
Florida	3	0	0
Indiana	0	0	0
South Carolina	0	0	0
Ole Miss	0	0	0
LSU		did not play	
Georgia	0	0	0
Miss. State	1	0	0
Vanderbilt	0	0	0
Cincinnati	2	0	0
Tennessee	1	0	0
TOTALS	**7**	**0**	**0**

1993

Opponent	TT	UT	AT	TFL	Sack
Kent	1	1	0	1(-1)	0
Florida	3	2	1	1(-2)	0
Indiana	2	1	1	0	0
South Carolina	2	1	1	0	0
Ole Miss	1	1	0	0	0
LSU	1	0	1	0	0
Georgia	0	0	0	0	0
Miss. State	2	0	2	0	0
Vanderbilt	2	1	1	0	0
East Carolina	0	0	0	0	0
Tennessee	3	2	1	0	0
TOTALS	**17**	**9**	**8**	**2(-3)**	**0**
Peach Bowl	4	1	3	0	0



54 Kurt Supe

Defensive End, 6-3, 240, So-1L, Cincinnati, Ohio (LaSalle)

• **UK Defensive Make-A-Difference Award (Spring, '94)**

OUTLOOK: 10 games, 0 starts … Listed as starting left defensive end on post-spring depth chart … Credited with 10 tackles, two for a loss (-4), and one sack (-5) during '94 spring drills … Has excellent pass rush capability … One of 24 Wildcats to earn a 3.0-or-better GPA during the '94 spring semester.
1993 (FRESHMAN): Appeared in 10 games for the Wildcats at defensive end and special teams … Had a five-yard sack against Florida … Credited with three tackles … One of six true freshmen who saw action … Earned first varsity letter.
HIGH SCHOOL: Three-year starter as defensive end/outside linebacker at LaSalle High School … Helped lead the Lancers to a 21-9 record during his varsity career … Greater Cincinnati League Defensive Player of the Year in 1992 … All-State, All-District, and All-Metro … Outstanding pass rusher during his career … Made 40 quarterback sacks during his high school career … Credited with an impressive 129 tackles, 17 quarterback sacks, five forced fumbles and two fumbles recoveries during his senior campaign … Posted a career-high 23 tackles, four sacks and two forced fumbles against Western Hills … As a junior, Supe made 122 tackles and 16 sacks … Credited with 87 tackles and seven sacks as a sophomore … Coached at LaSalle by Jim Louder … Three-year letterman in basketball and two-year letterman in track (shot put/discus).
PERSONAL: Full name is Kurt R. Supe … Born 10/1/74 … Son of Kent and Kathy Supe … Major is undecided.

SUPE CAREER STATISTICS

Year	Position	G	Tackles	Sack	FF
1993	Defensive End	10	3	1(-5)	0





55 Jeff Tanner

Defensive End, 6-2, 240, So-1L, Marianna, Fla. (High)

• **CATS Academic All-Around Student (Spring, '94)**

OUTLOOK: 10 games, 0 starts … Listed as starting right defensive end on post-spring depth chart … Had an outstanding spring, leading all ends in tackles with 15, which included three tackles-for-loss (-9) and two sacks (-13) … His two sacks came in the Blue-White scrimmage.
1993 (FRESHMAN): Appeared in 10 games for the Wildcats as a backup defensive end … Missed the Georgia contest because of the flu … Credited with two tackles and a sack (-4 yards) on the season … One of six true freshmen to see action during the season … Earned his first varsity letter.
HIGH SCHOOL: Four-year starter as tight end, fullback, linebacker and defensive end at Marianna High School … Preseason *SuperPrep* All-Dixie Team … Two-time second team 3A All-State selection … Named to the Florida North-South All-Star Game … Caught 15 passes for 350 yards and four touchdowns as a tight end during the 1992 season … Also contributed 120 tackles, 14 quarterback sacks and four fumble recoveries as linebacker during his senior campaign … Helped Marianna High to a respectable 20-12 record during his last three varsity seasons … As a junior, Tanner caught 17 passes for 355 yards and four TDs while posting 106 tackles and one interception … Coached at Marianna by Ron Tanner … National Honor Society.
PERSONAL: Full name is Jeffrey D.J. Tanner … Born 9/6/74 … Son of Lawrence and Ida Tanner … Majoring in biology.
CIVIC SERVICE: Joined other UK student-athletes as mentors to children at the Johnson Elementary School … Was a celebrity visitor to the UK Children's Hospital.

TANNER CAREER STATISTICS

Year	Position	G	Tackles	Sack	FF
1993	Defensive End	10	2	1(-4)	0



Jason Thomas

Lineman, 6-5, 255, Fr-HS, Jacksonville, Fla. (Terry Parker)

HIGH SCHOOL: Lettered three years for coach Fred Pickard at Terry Parker H.S. … Earned *Florida Times-Union* Super 24 and Super 11 honors … Earned All-State, All-Conference, All-City and All-District honors … Earned honorable mention Academic All-America honors … *BLUECHIP Illustrated* All-Southeast Region … Rated in the preseason by *SuperPrep Magazine* as the 26th best player in Florida … A Max Emfinger Florida *BLUECHIP* player … Ranked as the 22nd best defensive end by Tom Lemming … As a senior, tallied 49 tackles and six sacks … Selected to play in the Florida Shrine Bowl … Voted outstanding in football performance, academic achievement and school leadership by the National Football Foundation and College Hall of Fame … As a junior tallied 40 solo tackles … Led team to two District and Gateway Conference Championships … Led team to 27-3 record over three years … Boasts a 300-pound bench press and a 400-pound squat … Has recorded a 5.2 time in the 40-yard dash … Lettered two years each in basketball and track … National Honor Society … Student Council President … Also recruited by Virginia, Pittsburgh and North Carolina State.
PERSONAL: Full name is Jason Collins Thomas … Born on 5/7/76 in Jacksonville, Fla. … Son of David and Kathy Thomas … Major is undecided.



32 James Tucker

Linebacker, 6-2, 213, Jr-2L, Arlington, Texas (Lamar)

• **Special Teams Permanent Captain (1993)**
• **UK Outstanding Special Teams Award (1993)**
OUTLOOK: 22 games, 0 starts … Projected to battle Eric Wright for starting Will linebacker position … Tied for third on squad in tackles with 19 during '94 spring drills … Added an interception … Will likely lead special teams again … One of 15 Wildcats to earn a 3.0-or-better GPA during the 1993-94 school year.
1993 (SOPHOMORE): Appeared in every game for the Wildcats as a backup Buck linebacker and on special teams … Special teams permanent captain … Earned Outstanding Special Teams Award … Credited with six solo tackles … His wife, Kathy, gave birth to his son, Jayven, on Dec. 1, 1993 … Earned his second varsity letter at Kentucky.
1992 (REDSHIRT FRESHMAN): Played in all 11 games as a backup rover and on UK special teams … Earned his first varsity letter … Credited with 12 tackles on the season … Career-high seven stops in season-finale at Tennessee … Posted two tackles vs. Central Michigan and Georgia … Credited with three tackles in 1992 Blue-White Spring Game.
1991 (FRESHMAN): Redshirted.
HIGH SCHOOL: Three-year letterman as wide receiver at Lamar High School … Named first team All-District and All-Area … Squad's Permanent team captain … Instrumental in helping Vikings post a 40-4 record and three consecutive 5A state playoff berths during prep career … Caught 33 passes for 890 yards (26.9 avg.) and seven touchdowns as a senior … Second-team All-District as a junior … Coached at Lamar by Eddie Peach … Three-year letterman in basketball … Averaged 18.8 points in junior campaign … Named District Eight "Sophomore of the Year" … As a senior, scored a career-high 32 points vs. Sam Houston … Also lettered in track in 1988.
PERSONAL: Full name is James Edward Tucker … Born 3/21/72 in Fort Worth, Texas … Son of Jimmie Tucker … Guardian-father is Bruce Oler … Distant cousin of former Nebraska quarterback Turner Gill … Social work major.
CIVIC SERVICE: National Kidney Foundation Wildcats Run and Walk (1992) … Copi-Cat Penpal Program (1992) … Wildcat Cub Club (1992-93) … Participated with other UK student-athletes in the Cub Club as mentors for fifth grade students at Booker T. Washington Elementary School.

TUCKER CAREER STATISTICS

Year	Position	G	Tackles	TFL	Int
1992	Rover	11	12	0(0)	0
1993	Buck Linebacker	11	6	0(0)	0
TOTALS		**22**	**18**	**0(0)**	**0**

TUCKER GAME-BY-GAME STATISTICS

1992

Opponents	Tackles	TFL	Int
Central Michigan	2	0	0
Florida	1	0	0
Indiana	0	0	0

South Carolina	0	0	0
Ole Miss	0	0	0
LSU	0	0	0
Georgia	2	0	0
Miss. State	0	0	0
Vanderbilt	0	0	0
Cincinnati	0	0	0
Tennessee	7	0	0
TOTALS	**12**	**0**	**0**

1993

Opponent	TT	UT	AT	TFL	INT
Kent	0	0	0	0	0
Florida	0	0	0	0	0
Indiana	1	1	0	0	0
South Carolina	2	2	0	0	0
Ole Miss	1	1	0	0	0
LSU	0	0	0	0	0
Georgia	0	0	0	0	0
Miss. State	0	0	0	0	0
Vanderbilt	0	0	0	0	0
East Carolina	0	0	0	0	0
Tennessee	2	2	0	0	0
TOTALS	**6**	**6**	**0**	**0**	**0**
Peach Bowl	1	0	1	0	0



93 Bill Verdonk

Defensive Tackle, 6-3, 240, Fr-RS, Lake Forest, Ill. (High)

OUTLOOK: 0 games … Projected as backup along with Thad Corbin at the defensive tackle position … Had an outstanding spring, tallying 12 tackles, two for a loss (-6), and one sack (-3).

1993 (FRESHMAN): Redshirted.

HIGH SCHOOL: Started and lettered two years for Coach Tom Myers at Lake Forest High School … Played defensive end as well as offensive guard … All-State honorable mention … Illinois All-Star … All-Conference … Squad's Lineman of the Year … Led team to two conference championships and a 21-3 two-year record … Credited with 109 tackles as a senior and 68 as a junior … Also lettered in basketball, lacrosse and track … Helped lead lacrosse team to State Championship.

PERSONAL: Full name is William Verdonk … Born 6/9/75 in Chicago, Ill. … Son of Bill Verdonk and Chris Moulder … Majoring in business.



Miguel Viera

Lineman, 6-2, 227, Fr-HS, Medina, Ohio (Cloverleaf)

HIGH SCHOOL: Started and lettered three-years for coach Bob Lake, compiling a 25-7 record at Cloverleaf H.S. … Led the team in tackles as a senior and finished as his school's all-time tackle leader with 274 stops over three years … Also tallied six interceptions and recovered two fumbles for TDs … Named to the *Cleveland Plain Dealer* All-Scholastic and All-Star teams … *Akron Beacon-Journal* All-District … Earned *Cleveland Plain Dealer* Player of the Week honors after posting a 21-tackle game … *Medina Gazette* All-County … Two-time first team selection to the All-Pioneer Conference team … All-Pioneer Conference Academic Team … Boasts a 360-pound bench press, a 700-pound-plus leg press and a 240-pound power clean … Timed at 4.7 in the 40-yard dash … Four year National Honor Society member … Raned 16th in a class of 219 … Northeastern Ohio Chapter National Football Foundation and Hall of Fame recipient of the Scholar-Athlete Award … Chose UK over Villanova and Ohio University.

PERSONAL: Full name is Miguel Viera … Born 2/2/76 in Parma, Ohio … Son of Leonardo and Pamela Viera … Major is undecided.



47 Chris Ward

Defensive End, 6-4, 248, So-1L, Decatur, Ga. (Southwest DeKalb)

OUTLOOK: 10 games, 2 starts … Will battle for quality playing time at right defensive end … Credited with eight tackles, including a sack (-5) and a tackle-for-loss (-3) during '94 spring drills.

1993 (REDSHIRT FRESHMAN): Played in 10 games at right defensive end, starting in two … Also saw action in the Peach Bowl … Credited with 12 tackles, including a sack and a tackle-for-loss … Had a career-high four tackles against Kent … Selected to the squad's "Leadership Committee" … Earned his first varsity letter at Kentucky.

1992 (FRESHMAN): Redshirted … Earned Wildcats Pride honors on three occasions as scout team member for Central Michigan, Georgia and Vanderbilt contests during '92 season.

HIGH SCHOOL: Three-year letterman as outside linebacker and tight end at Southwest DeKalb High School in Decatur, Ga … Third team All-South pick … Selected to the *Atlanta Journal-Constitution* Top 25 … All-DeKalb County … Record 89 tackles in leading Panthers to 9-2 record as a senior … Posted amazing 25 tackles-for-losses and six quarterback sacks … Credited with 80 stops during his junior season … Helped lead Panthers to 13-2 record and 1990 4A runner-up spot … Coached at Southwest DeKalb by Buck



Godfrey … Three-year letterman in basketball and one-year letterman in track … Placed seventh in state in discus as junior … Participated in Southwest DeKalb "Big Buddy" program with local eighth graders … Member of Future Business Leaders of America.

PERSONAL: Full name is Chris Jamal Ward … Born 2/4/74 … Son of Jerome and Gloria Ward … Social work major.

WARD CAREER STATISTICS

Year	Position	Games	Tackles	Sacks	TFL
1993	Defensive End	11	12	1(-3)	1(-2)

WARD GAME-BY-GAME STATISTICS

1993

Opponent	TT	UT	AT	TFL	Sack
Kent	4	2	2	0	0
Florida	2	0	2	0	0
Indiana	1	1	0	0	0
South Carolina	0	0	0	0	0
Ole Miss	1	1	0	0	1(-3)
LSU			did not play		
Georgia	1	1	0	0	0
Miss. State	0	0	0	0	0
Vanderbilt	1	1	0	0	0
East Carolina	1	0	1	1(-2)	0
Tennessee	1	0	1	0	0
TOTALS	**12**	**6**	**6**	**1(-2)**	**1(-3)**
Peach Bowl	1	1	0	0	0



4 Littleton Ward

Cornerback, 5-9, 162, Fr-RS, Lexington (Bryan Station)

- **UK Outstanding Defensive Scout Award (1993)**

OUTLOOK: 0 games … Listed as second string strong corner on post-spring depth chart … Possesses a strong work ethic and is not afraid to hit.

1993 (FRESHMAN): Redshirted … Earned Most Valuable Defensive Scout Team Award.

HIGH SCHOOL: Three-year starter at tailback and defensive back at Bryan Station High School … Consensus first team All-State by Associated Press, *Louisville Courier-Journal*, and *Lexington Herald-Leader* … Tom Lemming's *Prep Football Report* All-Southeast Team … *BLUECHIP Illustrated* All-Southeast Team … Squad's Best Offensive Back, Best Defensive Back and Team Captain following 1992 season … Helped Bryan Station to third round of State 4A Playoffs and a 10-3 record as a senior … Rushed for over 500 yards while averaging 7.1 yards per carry with seven TDs … Career-best 145 yards on 12 attempts vs. Lexington Henry Clay as a junior … Second team All-State by Associated Press in 1991 … Named Thoroughbred Bowl "Most Valuable Player" after returning a punt 78 yards for touchdown vs. Belfry as a sophomore … Coached at Bryan Station by Dan Cassity … Three-year letterman in track … All-State selection as junior in 400-meter relay and 1600-meter relay.

PERSONAL: Full name is Littleton Garfield Ward … Born 8/28/74 in Lexington, KY … Son of Bethel and Lucille Ward … His brothers, Sterling and Bethel, have completed successful athletics careers at Kentucky … Sterling lettered four years in football (1989-92) at rover while Bethel was the 1981 Southeastern Conference champion in the triple jump … Active in D.A.R.E. and Big Buddy Programs at Bryan Station.



Ryan Wassil

Lineman, 6-6, 290, Fr-HS, Orlando, Fla. (Edgewater)

HIGH SCHOOL: Lettered two years for Coach Caesar Campana at Edgewater High School in Orlando, Fla. … Earned honorable mention for the *Orlando Sentinel* Golden Helmet award … Recorded 12 "pancake" blocks in final game of prep career … Boasts a 320-pound bench press and a 250-pound clean-and-jerk … Recorded a 5.3 time in the 40-yard dash … Is a member of his high school's weightlifting team … Lettered three years for the track team, throwing the discus and the shot … Runner-up in discus at the 1994 Metro Conference meet.

PERSONAL: Full name is Ryan Wassil … Born on 9/16/75 in Orlando, Fla. … Son of Kathryn Wassil and Bill Wassil … Major is undecided.



Mike Webster

Lineman, 6-6, 220, Fr-HS, Independence (Simon Kenton)

HIGH SCHOOL: Lettered four years for Coach Tim Odom at Simon Kenton H.S. in Independence, Ky. … Was a three-year All-Northern Kentucky Athletic Conference honoree … As a senior, tallied 111 tackles, 12 TFL, 11 sacks, three pass deflections and had two interceptions … As a junior, had 107 tackles, eight sacks, seven TFL and four interceptions … Chose UK over Louisville and Purdue.

PERSONAL: Full name is Mike Webster … Born 5/31/76 in Covington, Ky. … Son of David and Carol Webster … Major is undecided.



10 Moe Williams

Halfback, 6-2, 205, So-1L, Columbus, Ga. (Spencer)

- **All-America Candidate**
- ***Birmingham News* preseason first-team All-SEC (1994)**
- ***Sporting News* preseason second-team All-SEC (1994)**
- ***SEC Football Preview* preseason All-SEC (1994)**
- **AP second-team All-SEC (1993)**
- ***Knoxville News-Sentinel* All-Freshman team (1993)**
- ***Football News* Almost-All-American**
- **UK Outstanding Offensive Back (1993)**
- **UK Offensive Make-A-Difference Award (Spring, '94)**

OUTLOOK: 11 games, 5 starts … The SEC's leading returning rusher in 1994 … Should be major factor in strong UK backfield … His four 100-yard rushing games in one season rank in a tie for sixth in UK history … Led squad in rushing with 29 carries for 212 yards during '94 spring drills … Has become bigger and stronger during off-season.

1994 Wildcats Profiles

1993 (FRESHMAN): Played in every game and started six contests, including the Peach Bowl … Coaches wanted to bring him along slowly, but he exploded onto the collegiate scene with 172 yards rushing in his first two games … Rushed for 109 yards against nationally-ranked Florida, including a 70-yard TD, which was the second longest TD run in the SEC in 1993 … Set a UK freshman single-game rushing record with 159 yards against Georgia … Surpassed Chris Jones to become UK's all-time freshman rushing leader with 928 yards on 164 carries, the sixth-best season total ever at UK … His 5.7 yards-per-carry was fourth in the SEC … Rushed for over 100 yards four times to become just the second Wildcat freshman ever to do so … Fourth among freshman rushers in the country … Fourth in the SEC in rushing … Caught seven passes for 41 yards … Scored five touchdowns … Earned second-team AP All-SEC honors … Named to *Knoxville News-Sentinel* SEC All-Freshmen team … Mentioned as *Football News* Almost-All-American … Selected to the squad's "Leadership Committee" … One of six true freshmen to see action … Earned first varsity letter at Kentucky.

HIGH SCHOOL: Rated as one of the nation's top running backs … First team 3A All-State selection after leading Spencer High to a 5-5 regular season mark and berth in state playoffs for first time in 24 years … Named the *Columbus Ledger-Enquirer* 1992 Player of the Year … Max Emfinger's *BLUECHIP Magazine* All-American … *BLUECHIP Magazine* "Top 13 Runningbacks in America" … Tom Lemming's *Prep Football Report* All-American … Participated in the Florida-Georgia All-Star Game … Rushed six times for 21 yards in Florida-Georgia All-Star Game … As a senior, Williams rushed for 1,973 yards on 254 attempts (7.8 avg.) and scored 17 touchdowns … Honorable mention All-State during junior season … All-Area … Gained 1,107 yards on 140 carries (7.9 avg.) and scored eight TDs in 1991 … Coached at Spencer by Collins Jones.

PERSONAL: Full name is Maurece "Moe" Williams … Born 7-26-74 … Son of Marethia Williams, who graduated from Kentucky with a nursing degree in Dec. 1980 … Majoring in sociology.

CIVIC SERVICE: Joined other Wildcats in annual visit to the Shriners Children's Hospital.

WILLIAMS GAME-BY-GAME STATISTICS

1993

Opponent	Rush	Yds	TD	Rec	Yds	TD
Kent	13	63	0	0	0	0
Florida	9	109	1	0	0	0
Indiana	10	32	0	0	0	0
South Carolina	9	55	0	0	0	0
Ole Miss	18	73	1	0	0	0
LSU	16	106	1	2	10	0
Georgia	17	159	1	1	3	0
Miss. State	16	80	0	0	0	0
Vanderbilt	21	91	1	0	0	0
East Carolina	25	129	0	0	0	0
Tennessee	10	31	0	4	28	0
TOTALS	**164**	**928**	**5**	**7**	**41**	**0**
Peach Bowl	13	58	0	2	17	0

TOP 10 KENTUCKY FRESHMAN RUSHING SEASONS

Rank	Player	Year	YDS
1.	**Moe Williams**	**1993**	**928**
2.	Chris Jones	1979	770
3.	Sonny Collins	1972	502
4.	Mark Higgs	1984	476
5.	Pete Venable	1979	460
6.	Terry Samuels	1990	325
7.	Terry Henry	1979	280
8.	Pookie Jones	1991	271
9.	Damon Hood	1991	221
10.	Bill Tolston	1975	168

1993 TOP FRESHMAN RUSHERS NATIONALLY

Name (School)	[Nat'l Rank]	*R/T	YPG	Total
1. Terrell Willis (Rutgers)	[7]	R	121.2	1,212
2. Marquis Williams (Ark. St.)	[24]	T	96.4	1,060
3. June Henley (Kansas)	[27]	T	93.9	1,127
4. Moe Williams (Kentucky)	**[38]**	**T**	**84.4**	**928**
5. Leon Johnson (N.Carolina)	[48]	R	79.1	870
6. James Allen (Oklahoma)		T	65.8	658
7. Lawrence Phillips (Nebraska)		T	56.4	508
8. Warrick Dunn (Florida State)		T	43.5	478

WILDCATS WITH MOST 100-YARD RUSHING GAMES

1.	Sonny Collins (1972-75)	18
2.	George Adams (1981-84)	11
3.	Mark Higgs (1984-87)	9
4.	Alfred Rawls (1988-89)	6
	Rodger Bird (1963-65)	6
6.	**Moe Williams (1993-present)**	**4**
	Mike Fanuzzi (1971, 73-74)	4
	Chris Jones (1979-80)	4
9.	Al Baker (1988-90)	3
	Ivy Joe Hunter (1986-88)	3
	Marc Logan (1984-86)	3
	Derrick Ramsey (1975-77)	3
	Rod Stewart (1975-78)	3
	Larry Seiple (1964-66)	3

ALL-TIME SEASON RUSHING LEADERS

No.	Player	Year	Att.	YDS	Avg.	TD
1.	Mark Higgs	1987	193	1,278	6.6	10
2.	Sonny Collins	1973	224	1,213	5.4	13
3.	Sonny Collins	1975	248	1,150	4.6	5
4.	George Adams	1984	253	1,085	4.2	13
5.	Sonny Collins	1974	177	970	5.5	5
6.	**Moe Williams**	**1993**	**164**	**928**	**5.7**	**5**





1 Kiyo Wilson

Cornerback, 5-11, 195, So-1L, Paducah (Tilghman)

OUTLOOK: 11 games, 0 starts … Projected to back up Steven Hall at the weak corner position … Credited with five tackles, including one for a loss (-3), and a pass deflection during '94 spring drills.

1993 (REDSHIRT FRESHMAN): Played in 11 games plus the Peach Bowl for the Wildcats as a backup cornerback … Credited with 14 tackles and two pass deflections … Had a season-high five tackles against Georgia … Member of UK kick coverage teams … Earned first varsity letter at Kentucky.

1992 (FRESHMAN): Redshirted.

HIGH SCHOOL: Four-year letterman as a multi-purpose player at Paducah Tilghman High School … Saw action as a wide receiver, running back, defensive back and kick return specialist at Tilghman … Honorable mention All-State … Member of Kentucky-Tennessee All-Star team … Was named the Kentucky "Most Valuable Player" in the 17-13 loss to Tennessee in the annual all-star contest … Caught a game-high seven passes for 59 yards in the Kentucky-Tennessee contest … Tilghman's Most Valuable Back and team captain … Led his squad to an 11-2 record and spot in state playoffs as a senior … In 1991, Wilson rushed for 550 yards and scored seven touchdowns … Made 30 pass receptions for 392 yards (13.1 avg.) and scored four TDs … Averaged just over 20.0 yards per punt return … Defensively, credited with 64 tackles, four interceptions and two fumble recoveries … As a junior, Wilson caught 20 passes for 250 yards … Helped Tilghman post a 43-12 record during his four-year prep career … Coached at Tilghman by Allan Cox … Two-year letterman in baseball.

PERSONAL: Full name is Kiyo Tivon Wilson … Born 7/20/74 in Paducah, Ky. … Son of George and Wanda Wilson … Social work major.

WILSON CAREER STATISTICS

Year	Position	G	Tackles	TFL	PBU	Int
1992	Cornerback	11	14	0(0)	2	0

WILSON GAME-BY-GAME STATISTICS

1993

Opponent	TT	UT	AT	PBU	INT
Kent	1	1	0	0	0
Florida	0	0	0	0	0
Indiana	0	0	0	0	0
South Carolina	0	0	0	0	0
Ole Miss	2	2	0	0	0
LSU	1	1	0	1	0
Georgia	5	3	2	0	0
Miss. State	2	1	1	1	0
Vanderbilt	0	0	0	0	0
East Carolina	1	0	1	0	0
Tennessee	2	2	0	0	0
TOTALS	**14**	**10**	**4**	**2**	**0**
Peach Bowl	0	0	0	0	0



43 Michael Woodfork

Fullback, 6-1, 208, So-1L, Paducah (Tilghman)

OUTLOOK: 11 games, 0 starts … Once again will play backup to Damon Hood at fullback … Carried the ball 13 times for 61 yards and a TD during the '94 spring drills … Should also see playing time on UK special teams.

1993 (REDSHIRT FRESHMAN): Appeared in 11 games plus the Peach Bowl as a backup fullback … Tallied 19 carries for 57 yards and a TD … Caught two passes for 27 yards and a TD … Scored the go-ahead TD against South Carolina … Caught a 24-yard TD pass against Indiana … Member of various UK special teams … Earned first varsity letter at Kentucky.

1992 (FRESHMAN): Redshirted … Earned Wildcats Pride honors for his efforts on UK scout team during Georgia week.

HIGH SCHOOL: Three-year letterman and starter as running back and linebacker at Paducah Tilghman High School … Named 1991 All-State second team by the *Louisville Courier-Journal* … Member of the Kentucky-Tennessee All-Star team … Tilghman's team captain … Rushed for 396 yards (6.2 avg.) on 64 attempts and scored six touchdowns in final prep campaign … Credited with 95 tackles in 1991 … As a junior, Woodfork rushed for 950 yards and scored nine TDs while posting 80 tackles and two interceptions … Helped lead Tilghman to a 31-9 record and a pair of 3A state runner-up spots during his three-year varsity career … Coached at Tilghman by Allan Cox … Also lettered in basketball and track … Student Council representative.

PERSONAL: Full name is Michael Dale Woodfork … Born 1/2/73 in Paducah, Ky. … Son of Charles Harris and Ada Woodfork … Social work major.

CIVIC SERVICE: Wildcat Cub Club (1993) … Participated with other UK student-athletes in Cub Club as mentors for fifth grade students at Booker T. Washington Elementary School.

WOODFORK CAREER STATISTICS

			Rushing				Receiving				
Year	Position	G	Att	Yds	Avg	TD	LP	Rec	Yds	Avg	TD	LP
1993	Fullback	11	19	57	3.0	1	9	2	27	13.5	1	24

WOODFORK GAME-BY-GAME STATISTICS

1993

Opponent	Rush	Yds	TD	Rec	Yds	TD
Kent	2	8	0	0	0	0
Florida	0	0	0	0	0	0
Indiana	1	6	0	1	24	1
South Carolina	5	9	1	0	0	0
Ole Miss	3	19	0	0	0	0
LSU	3	3	0	0	0	0
Georgia	0	0	0	0	0	0
Miss. State	0	0	0	0	0	0
Vanderbilt	0	0	0	0	0	0
East Carolina	5	12	0	0	0	0
Tennessee	0	0	0	1	3	0
TOTALS	**19**	**57**	**1**	**2**	**27**	**1**
Peach Bowl	0	0	0	0	0	0



42 Eric Wright

Linebacker, 5-8, 202, So-1L, Massillon, Ohio (Washington)

• **UK's Most Improved Linebacker (Spring, '94)**

OUTLOOK: 11 games, 0 starts … Projected to begin 1994 season as the starting Will linebacker … Credited with 13 tackles, including two for a loss (-5) during '94 spring drills … Exprected to fill the void left by the departed Duce Williams.

1993 (REDSHIRT FRESHMAN): Played in 11 games plus the Peach Bowl for the Wildcats as a backup at Will linebacker … Credited with 26 tackles, including 20 unassisted … Third on the team with four tackles-for-loss (-11

yards) … Had another TFL against Clemson in the Peach Bowl … Recorded two QB sacks (-15 yards) … Had a season-high seven tackles against East Carolina, including one for a six-yard loss … Had an eight-yard sack against LSU … Earned first varsity letter at Kentucky.

1992 (FRESHMAN): Redshirted … Earned Wildcats Pride honors for his efforts on UK scout team during Georgia week.

HIGH SCHOOL: Three-year letterman and starter as inside linebacker at Washington High School … Named to the 1991 All-State Division I first team … All-District and All-Stark County … Credited with an impressive 103 tackles during the 1991 season … Helped lead the Tigers to a 10-3 record and state semi-final appearance as a senior … Coached at Washington High by Lee Owens.

PERSONAL: Full name is Eric Lamont Wright … Born 5/25/73 … Son of Willie Mae Wright … Physical education major.

CIVIC SERVICE: Participated as a mentor to teenagers at Henry Clay High School.

WRIGHT CAREER STATISTICS

Year	Position	G	Tackles	Sacks	TFL	PBU
1992	Will Linebacker	11	26	2(-15)	4(-11)	1

WRIGHT GAME-BY-GAME STATISTICS

1993

Opponent	TT	UT	AT	TFL	Sack
Kent	3	3	0	1(-4)	0
Florida	3	2	1	0	0
Indiana	1	0	1	0	0
South Carolina	2	2	0	0	0
Ole Miss	1	1	0	0	0
LSU	1	1	0	0	1(-8)
Georgia	4	4	0	1(-1)	0
Miss. State	1	1	0	1(-2)	0
Vanderbilt	1	0	1	0	0
East Carolina	7	5	2	1(-6)	0
Tennessee	2	1	1	0	1(-7)
TOTALS	**26**	**20**	**6**	**4(-13)**	**2(-15)**
Peach Bowl	1	1	0	1(-1)	0



3 Randy Wyatt

Split End, 5-10, 175, Sr-1L, Paducah (Tilghman/Louisville)

- **Preseason All-SEC nominee**
- **UK Outstanding Offensive Scout Award (1992)**

OUTLOOK: 11 games, 5 starts … Projected as starting split end … Has returned permanently to receiver position after spending some time in the backfield in 1993 … Missed almost entire '94 spring drills with hamstring injury … Has big-play capabilities, but his most important asset is his leadership quality.

1993 (JUNIOR): Played in every game for the Wildcats, starting in five … Saw action at halfback and at flanker for the Cats … Used primarily in passing situations after Moe Williams settled in at halfback … Carried the ball 17 times for 123 yards … Caught 13 passes for 64 yards … Returned four kickoffs for 87 yards … Predicted a victory over South Carolina and backed it up with an outstanding effort, scoring an "electrifying" 64-yard TD against the Gamecocks to get the Wildcats back in the game … His 7.2 yards-per-carry average led the team … Caught three passes for 21 yards in games against LSU and Mississippi State … Member of kickoff coverage teams … Recovered a fumble on the opening kickoff against Mississippi State, which led to a UK score … Earned first letter after transferring from Louisville … Member of the squad's Leadership Committee.

1992 (JUNIOR): Redshirted … Had to sit out season because of NCAA transfer rule … Selected as the squad's Most Outstanding Offensive Scout Team Player.

AT LOUISVILLE: Lettered two seasons (1990-91) at the University of Louisville as a wide receiver … Caught 11 passes for 204 yards and two touchdowns during the 1991 season … Averaged 18.5 yards per reception … Coached at Louisville by former UK All-American Howard Schnellenberger.

HIGH SCHOOL: Named to the 1989 *Sporting News* Top 100 Players in America … Helped Tilghman produce 4,653 yards of total offense and state runner-up spot as quarterback during senior campaign … Tilghman was an impressive 38-6 during his three varsity seasons … Coached in high school by Allan Cox … Won 11 state sprint titles during prep career in track.

PERSONAL: Full name is Michael Randall Wyatt, Jr … Born 3/13/71 … Son of Michael and Yvonne Wyatt … Social work major.

CIVIC SERVICE: Joined UK contingent in visit to Mary Eggleston Children's Hospital as part of Peach Bowl festivities … Also visited Shriners Children's Hospital with other Wildcats.

WYATT CAREER STATISTICS

			Rushing					Receiving				
Year	Position	G	Att	Yds	Avg	TD	LP	Rec	Yds	Avg	TD	LP
1993	TB/Flanker	11	17	123	7.2	1	64	13	64	4.9	0	9

WYATT GAME-BY-GAME STATISTICS

1993

Opponent	Rush	Yds	TD	Rec	Yds	TD
Kent	8	17	0	0	0	0
Florida	1	5	0	1	4	0
Indiana	0	0	0	3	6	0
South Carolina	4	77	1	1	2	0
Ole Miss	0	0	0	0	0	0
LSU	1	9	0	3	21	0
Georgia	0	0	0	0	0	0
Miss. State	1	13	0	3	21	0
Vanderbilt	1	1	0	0	0	0
East Carolina	0	0	0	2	10	0
Tennessee	1	1	0	0	0	0
TOTALS	**17**	**123**	**1**	**13**	**64**	**0**
Peach Bowl	0	0	0	4	28	0



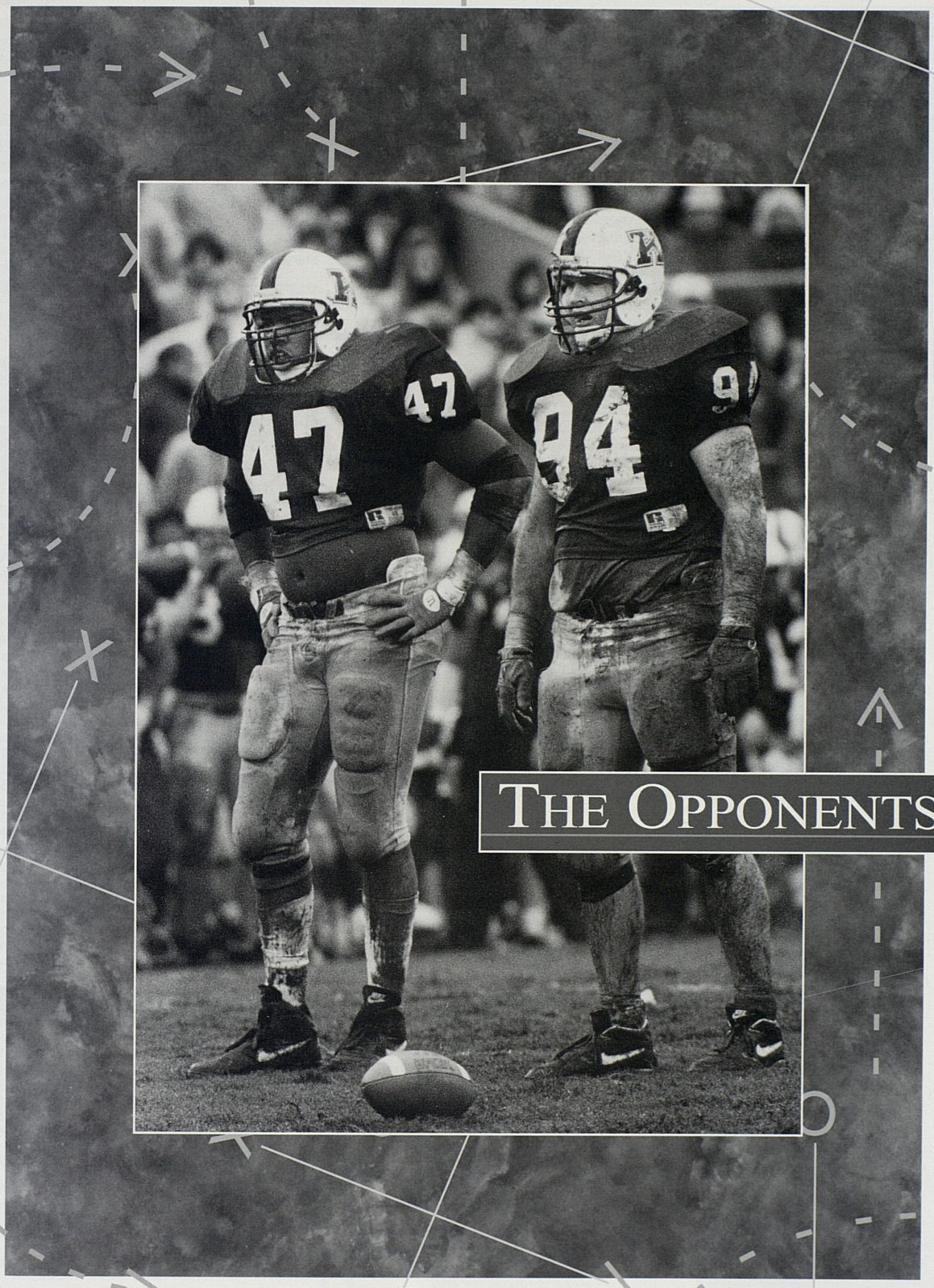

THE OPPONENTS

Louisville

Series Scores
(Kentucky leads series, 6-0)

Year	UK Record	UL Record	Site	Score
1912	3-1-0	2-0-0	Lexington	Kentucky, 41-0
1913	5-1-0	5-0-0	Louisville	Kentucky, 20-0
1914	4-2-0	0-3-0	Lexington	Kentucky, 42-0
1915	3-1-1	1-2-1	Louisville	Kentucky, 15-0
1922	2-0-0	0-2-0	Lexington	Kentucky, 73-0
1924	0-0-0	0-0-0	Lexington	Kentucky, 29-0

SERIES INFORMATION
First Meeting: 1912, Kentucky 41-0 (Lexington)
Last Meeting: 1924, Kentucky 29-0 (Lexington)
Current Streak: Kentucky has won all 6 games
at Lexington: Kentucky leads 4-0
at Louisville: Kentucky leads 2-0

September 3 • 7 p.m. ET
Lexington

GENERAL INFORMATION
Location: Louisville, Ky.
Founded: 1798
Enrollment:23,000
President: Dr. Donald C. Swain
Athletics Director: Bill Olsen (Louisville, '63)
Conference: 1-A Independent
Nickname: Cardinals
Colors: Red, Black and White
Stadium: Cardinal
Capacity: 35,500
Playing Surface: Turf
First Year of Football: 1912
All-Time Bowl Record: 3-1-1

MEDIA INFORMATION
SID: Kenny Kline
Office Phone: (502) 852-6581
Home Phone: (502) 636-3555
Assistant SID: Nancy Smith
Home Phone: (502) 893-8349
Assistant SID: Jeff Schneider
Home Phone: (502) 363-9840
SID Mailing Address: SAC Bld., Floyd & Brandeis Streets, Louisville, Ky. 40292
SID FAX: (502) 852-7401
Press Box: (502) 852-5567

COACHING STAFF
Head Coach: Howard Schnellenberger (Kentucky, '56)
Record at School: 48-51-2 (9 years)
Career Record:88-67-2 (14 years)
Football Office Phone: (502) 852-6325
Assistant Coaches: Gary Nord (Louisville, '80) - Offensive Coordinator/Quarterbacks; Ty Smith (Western Carolina, '79) -Defensive Coordinator/Linebackers; Chris Vagotis (Alabama, 66) -Defensive Line; Craig Swabek (Louisville, '91) -Defensive Ends; Brad Bradford (Alabama, '74) - Offensive Backs; Danny Hope (Eastern Kentucky, '81) - Offensive Line; Kurt Van Valkenburgh (Springfield, '71) - Defensive Backs; Jeff Morrow (Evansville, '80) -Recruiting Coordinator/Special Teams; Anthony Cummings (Louisville, '91) - Receivers/Tight Ends

1994 OUTLOOK
Basic Offense: Pro
Basic Defense: 4-3
1993 Record: 9-3
1993 Conference Record (Place): n/a


H. Schnellenberger


Kendall Brown


Jamie Asher

Bowl: Liberty - defeated Michigan St. (18-7)
Lettermen Returning: 33
Lettermen Lost: 18
Starters Returning: 6 (4 offense, 2 defense)
Starters Lost: 16

RETURNING STATISTICAL LEADERS

Rushing	Att	Yds	Avg.	TD
Anthony Shelman	114	542	4.8	7
Chris Fitzpatrick	40	146	3.7	4

Passing	Comp	Att	Int	Yds	Pct.	TD
Marty Lowe	12	34	2	249	353	2

Receving	Rec	Yds	Avg.	Avg/Game	TD
Jamie Asher	52	658	12.7		3
Chris Fitzpatrick	17	140	8.2		0
Shawn Jackson	6	79	13.2		0

Tackles	Total	Solo	Asst.	Int	Sacks	TFLs
Terry Quinn	64	44	20	0		6(-10)
Johnny Frost	57	30	27	0		2(-2)
Olante Watson	53	31	22	0		0

1994 SCHEDULE

Sept.	3	NEW MEXICO ST.	6 p.m.
Sept.	10	at Texas	3:30 p.m.
Sept.	17	at Arizona State	10 p.m.
Oct.	1	PITTSBURGH	4 p.m.
Oct.	8	N.C. STATE	4 p.m.
Oct.	15	at Army	1:30 p.m.
Oct.	29	MEMPHIS	4 p.m.
Nov.	5	BOSTON COLLEGE (espn)	4 p.m.
Nov.	12	TEXAS A & M	4 p.m.
Nov.	26	TULSA	4 p.m.

1993 RESULTS (9-3)

Sept.	4	W	SAN JOSE ST.	31-24
Sept.	11	W	At Memphis	54-28
Sept.	18	W	ARIZONA STATE	35-17
Sept.	25	W	TEXAS	41-10
Oct.	2	W	at Pittsburgh	29-7
Oct.	9	L	at West Virginia	36-34
Oct.	16	W	SOUTHERN MISS	35-27
Oct.	23	W	NAVY	28-0
Nov.	6	L	At Tennessee	46-10
Nov.	13	L	At Texas A&M	42-7
Nov.	25	W	at Tulsa	28-0
Dec.	28	W	Michigan St. (Liberty Bowl)	18-7

Returning Offensive Starters (4)

	Pos.	Ht.	Wt.	Cl.
Jamie Asher	TE	6-4	233	Sr.
Chris Fitzpatrick	FB	5-11	218	Sr.
Jason Stinson	C	6-4	270	Jr.
Jermaine Williams	OT	6-4	283	Sr.

Returning Defensive Starters (2)

	Pos.	Ht.	Wt.	Cl.
Kendall Brown	DE	6-3	257	Sr.
Terry Quinn	DB	6-0	195	Sr.

Florida

September 10 • 3:30 p.m. *ABC
Gainesville

GENERAL INFORMATION
Location: Gainesville, Fla.
Founded: 1853
Enrollment: 36,000
President: Dr. John Lombardi (Pamona, '63)
Athletics Director: Jeremy Foley (Hobart, '74)
Conference: Southeastern
Nickname: Gators
Colors: Blue and Orange
Stadium: Ben Hill Griffin Stadium at Florida Field
Capacity: 83,000
Playing Surface: Bermuda Grass
First Year of Football: 1906
All-Time Bowl Record: 10-11

MEDIA INFORMATION
SID: John Humenik
Office Phone: (904) 375-4683 ext. 6100
Home Phone: (904) 377-1908
Assistant SID: Joel Glass
Home Phone: (904) 331-2631
Assistant SID: Steve McClain
Home Phone: (904) 335-6539
SID Mailing Address: P.O. Box 14485, Florida Field, Gainesville, FL 32604-2485
SID FAX: (904) 375-4809

COACHING STAFF
Head Coach: Steve Spurrier (Florida, '67)
Record at School: 39-10 (4 years)
Career Record: 59-23-1 (7 years)
Football Office Phone: (904) 375-4683 ext. 4100
Assistant Coaches: Jim Collins (Elon, '74) - Recruiting Coor. and Tight Ends; Dwayne Dixon (Florida, '85) - Wide Receivers; Carl Franks (Duke, '82) - Inside Linebackers; Bobby Pruett (Marshall, '65) - Defensive Coordinator and Defensive Backs; John Reaves (Florida, '72) - Offensive Backfield; Jimmy Ray Stephens (Florida, '77) - Offensive Line; Bob Sanders (Davidson, '76) - Defensive Line Coor. and Defensive Ends; Charlie Strong (Central Arkansas, '82) - Asst. Head Coach and Defensive Tackles; Ron Zook (Miami of Ohio, '76) Special Teams Coor. and Nicklebacks

1994 OUTLOOK
Basic Offense: Pro-Multiple
Basic Defense: 4-3, Multiple 40
1993 Record: 11-2
1993 Conference Record (Place): 8-1 (SEC Champions)
Bowl: Sugar - Defeated West Virginia (41-7)
Lettermen Returning: 49 (23 offense; 23 defense, 3 spec.)
Lettermen Lost: 16 (12 offense; 4 defense, 0 spec.)
Starters Returning: 13 (5 offense, 8 defense)
Starters Lost: 10


Steve Spurrier


Larry Kennedy


Jack Jackson

RETURNING STATISTICAL LEADERS

Rushing	Att	Yds	Avg.	TD
Tony Davis	25	140	5.6	0
Terrence Foy	14	104	7.4	2

Passing	Comp	Att	Int	Yds	Pct.	TD
Danny Wuerffel	159	273	10	2230	582	22
Terry Dean	118	200	10	1651	590	17

Receving	Rec	Yds	Avg.	Avg/Game	TD
Jack Jackson	51	949	18.6	79.1	11
Chris Doering	43	553	12.9	46.1	7
Aubrey Hill	23	309	13.4	25.7	4

Tackles	Total	Solo	Asst.	Int	Sacks	TFLs
Dexter Daniels	86	47	39	1	5	2.5(-16)
Ben Hanks	83	45	38	1	0	6(-15)
Larry Kennedy	67	47	20	0	0	1(-1)

1994 SCHEDULE

Sept.	3	NEW MEXICO ST.	6 p.m.
Sept.	10	KENTUCKY	6 p.m.
Sept.	17	at Tennessee	7 p.m.
Oct.	1	at Ole Miss	7 p.m.
Oct.	8	LSU	1 p.m.
Oct.	15	AUBURN	1 p.m.
Oct.	29	GEORGIA	1 p.m.
Nov.	5	SOUTHERN MISS	1 p.m.
Nov.	12	SOUTH CAROLINA	1 p.m.
Nov.	19	at Vanderbilt	2 p.m.
Nov.	26	at Florida State	noon

1993 RESULTS (11-2)

Sept.	4	W	ARKANSAS STATE	44-6
Sept.	11	W	at Kentucky	24-20
Sept.	18	W	TENNESSEE	41-34
Oct.	2	W	MISSISSIPPI ST.	38-24
Oct.	9	W	at LSU	58-3
Oct.	16	L	at Auburn	38-35
Oct.	30	W	Georgia	33-26
Nov.	6	W	SW LOUISIANA	61-14
Nov.	13	W	at South Carolina	37-26
Nov.	20	W	VANDERBILT	52-0
Nov.	27	L	FLORIDA STATE	33-21
Dec.	4	W	Alabama (SEC Championship Game)	28-13
Jan.	1	W	West Virginia (Sugar Bowl)	41-7

Returning Offensive Starters (5)

	Pos.	Ht.	Wt.	Cl.
Terry Dean	QB	6-2	204	Sr.
Danny Wuerffel	QB	6-2	201	So.
Jason Odom	OT	6-5	288	Jr.
Reggie Green	OT	6-7	296	Jr.
Dean Golden	OG	6-6	278	Sr.
SPECIALISTS RETURNING (1)				
Judd Davis	PK	6-1	185	Sr.

Returning Defensive Starters (8)

	Pos.	Ht.	Wt.	Cl.
Kevin Carter	DE	6-6	271	Sr.
Ellis Johnson	DT	6-3	276	Sr.
Mark Campbell	DE	6-3	279	Jr.
Dexter Daniels	ILB	6-2	235	Jr.
Ben Hanks	OLB	6-2	213	Jr.
Larry Kennedy	CB	5-10	184	Sr.
Michael Gilmore	FS	5-11	180	Sr.
Anthone Lott	CB	5-9	189	So.
SPECIALISTS RETURNING (1)				
Shayne Edge	Punter	5-11	171	Sr.

Series Scores
(Florida leads series, 27-17)

Year	UK Record	UF Record	Site	Score
1917	2-5-1	2-3-0	Lexington	Kentucky, 52-0
1926	1-2-0	1-3-0	Jacksonville	Kentucky, 18-13
1927	1-1-1	2-1-0	Jacksonville	Florida, 27-6
1931	4-2-2	2-5-2	Jacksonville	Kentucky, 7-2
1935	3-3-0	1-4-0	Lexington	Kentucky, 15-6
1936	4-1-0	2-1-0	Lexington	Kentucky, 7-0
1937	4-5-0	3-7-0	Gainesville	Florida, 6-0
1948	3-3-1	4-3-0	Lexington	Kentucky, 34-15
1949	7-1-0	4-2-1	Tampa	Kentucky, 35-0
1950	7-0-0	5-1-0	Lexington	Kentucky, 40-6
1951	3-3-0	4-2-0	Gainesville	Kentucky, 14-6
1952	5-3-2	6-3-0	Gainesville	Florida, 27-0
1953	0-2-0	0-1-1	Lexington	Kentucky, 26-13
1954	2-2-0	2-2-0	Gainesville	Florida, 21-7
1955	2-2-1	3-2-0	Lexington	Kentucky, 10-7
1956	0-2-0	1-0-1	Gainesville	Kentucky, 17-8
1957	0-2-0	1-0-0	Lexington	Florida, 14-7
1967	2-6-0	5-2-0	Gainesville	Florida, 28-12
1968	3-5-0	4-3-1	Lexington	Florida, 16-14
1969	2-6-0	6-1-1	Gainesville	Florida, 31-6
1970	2-7-0	6-3-0	Tampa	Florida, 24-13
1971	3-6-0	2-7-0	Gainesville	Florida, 35-24
1972	3-6-0	3-4-0	Gainesville	Florida, 40-0
1973	5-4-0	4-4-0	Gainesville	Florida, 20-18
1974	5-4-0	7-2-0	Lexington	Kentucky, 41-24
1975	2-6-1	7-2-0	Gainesville	Florida, 48-7
1976	6-3-0	6-2-0	Lexington	Kentucky, 28-9
1977	8-1-0	4-3-1	Gainesville	Kentucky, 14-7
1978	4-4-1	3-5-0	Lexington	Florida, 18-16
1979	4-5-0	0-7-1	Gainesville	Kentucky, 31-3
1980	3-6-0	6-2-0	Lexington	Florida, 17-15
1981	2-7-0	5-4-0	Gainesville	Florida, 33-12
1982	0-8-1	5-3-0	Lexington	Florida, 39-13
1983	6-2-1	6-2-1	Gainesville	Florida, 24-7
1984	7-2-0	7-1-1	Lexington	Florida, 25-17
1985	5-4-0	7-1-1	Gainesville	Florida, 15-13
1986	4-4-1	5-4-0	Lexington	Kentucky, 10-3
1987	5-4-0	5-4-0	Gainesville	Florida, 27-14
1988	5-4-0	5-4-0	Lexington	Florida, 24-19
1989	6-3-0	6-3-0	Gainesville	Florida, 38-28
1990	4-5-0	8-1-0	Lexington	Florida, 47-15
1991	3-6-0	8-1-0	Gainesville	Florida, 35-26
1992	1-0-0	0-0-0	Gainesville	Florida, 35-19
1993	1-0-0	1-0-0	Lexington	Florida, 24-20

SERIES INFORMATION
First Meeting: 1917, Kentucky 52-0 (Lexington)
Last Meeting: 1993, Florida 24-20 (Lexington)
Current Streak: Florida has won last 7 meetings.
at Lexington: Kentucky leads 10-9-0
at Gainesville: Florida leads 15-4-0
Neutral Sites: Kentucky leads 3-2-0

Indiana

Series Scores
(Indiana leads series, 15-8-1)

Year	UK Record	IU Record	Site	Score
1893	5-2-0	1-2-0	Lexington	Tied, 24-24
1904	1-0-0	2-1-0	Bloomington	Kentucky, 12-0
1905	2-0-0	2-0-0	Bloomington	Indiana, 29-0
1918	0-0-0	0-0-0	Bloomington	Kentucky, 24-7
1919	1-0-0	1-1-0	Lexington	Indiana, 24-0
1926	1-0-0	1-0-0	Bloomington	Indiana, 14-6
1927	0-0-1	0-0-0	Lexington	Indiana, 21-0
1967	0-0-0	0-0-0	Bloomington	Indiana, 12-10
1969	0-0-0	0-0-0	Lexington	Indiana, 58-30
1971	1-0-0	0-1-0	Bloomington	Indiana, 26-8
1972	1-1-0	1-1-0	Lexington	Indiana, 35-34
1973	1-1-0	0-2-0	Bloomington	Indiana, 17-3
1974	1-1-0	0-2-0	Lexington	Kentucky, 28-22
1979	0-1-0	2-0-0	Bloomington	Indiana, 18-10
1980	1-1-0	0-1-0	Lexington	Indiana, 36-30
1983	2-0-0	1-0-0	Lexington	Kentucky, 24-13
1984	1-0-0	0-1-0	Bloomington	Kentucky, 48-14
1987	1-0-0	1-0-0	Lexington	Kentucky, 34-15
1988	1-1-0	1-0-0	Bloomington	Indiana, 36-15
1989	0-0-0	0-0-0	Lexington	Kentucky, 17-14
1990	1-1-0	0-0-0	Lexington	Indiana, 45-24
1991	1-0-0	0-1-0	Bloomington	Indiana, 13-10
1992	1-1-0	1-0-0	Lexington	Kentucky, 37-25
1993	1-1-0	2-0-0	Bloomington	Indiana, 24-8

SERIES INFORMATION
First Meeting: 1893, Tied 24-24 (Lexington)
Last Meeting: 1993, Indiana 24-8 (Bloomington)
Current Streak: Indiana has won 1 game.
at Lexington: Indiana leads 6-5-1
at Bloomington: Indiana leads 9-3-0

September 17 • 7 p.m.
Lexington

GENERAL INFORMATION
Location: Bloomington, Ind.
Founded: 1820
Enrollment: 36,000
President: Myles Brand (RPI, '64)
Athletics Director: Clarence Doninger (Indiana, '57)
Conference: Big Ten
Nickname: Hoosiers
Colors: Cream and Crimson
Stadium: Memorial
Capacity: 52,354
Playing Surface: Turf
First Year of Football: 1885
All-Time Bowl Record: 3-5

MEDIA INFORMATION
SID: Kit Klingelhoffer
Office Phone: (812) 855-2421
Home Phone: (812) 339-6540
Assistant SID: Gregg Elkin
Home Phone: (812) 330-0550
Assistant SID: John Decker
Home Phone: (812) 825-6814
SID Mailing Address: Assembly Hall, Bloomington, IN 47405
SID FAX: (812) 855-9401

COACHING STAFF
Head Coach: Bill Mallory (Miami of Ohio, '57)
Record at School: 57-56-3 (10 years)
Career Record: 156-108-4 (23 years)
Football Office Phone: (812) 855-9610
Assistant Coaches: George Belu (Ohio University, '61) - Offensive Coordinator; Andy Kincannon (Hillsdale, '57) - Defensive Ends; Frank Kurth (Ball State, '84) - Wide Receivers; Bill Lynch (Butler, '79) - Quarterbacks; Doug Mallory (Michigan, '87) - Defensive Backs; Jim Muelhing (Missouri Southern, '70) - Recruiting Coor. Tackles and Tight Ends; Joe Novak (Miami of Ohio, '67) - Defensive Coordinator and Linebackers; Steve Stripling (Colorado, '76) -Defensive Tackles; Buck Suhr (Augustana, '78) - Running Backs

1994 OUTLOOK
Basic Offense: I formation
Basic Defense: 4-3
1993 Record: 8-4
1993 Conference Record (Place): 5-3 (4th)
Bowl: Independence - Lost to Virginia Tech (45-20)
Lettermen Returning: 38 (20 offense; 16 defense, 2 spec.)
Lettermen Lost: 25 (11 offense; 13 defense, 1 spec.)
Starters Returning: 9 (7 offense, 2 defense)
Starters Lost: 13


Bill Mallory


Jermaine Chaney


Alfonzo Thurman

RETURNING STATISTICAL LEADERS

Rushing	Att	Yds	Avg.	TD
Jermaine Chaney	186	716	3.8	6
Michael Batts	56	246	4.4	0

Passing	Comp	Att	Int	Yds	Pct.	TD
John Paci	133	258	7	1796	516	8
Chris Dittoe	25	50	1	360	500	2

Receving	Rec	Yds	Avg.	Avg/Game	TD
Sean Glover	27	186	6.9	15.5	0
Eddie Baety	26	348	13.4	29.0	1
Jermaine Chaney	12	107	8.9	9.7	0

Tackles	Total	Solo	Asst.	Int	Sacks	TFL's
Alfonzo Thurman	108	66	42	2	0	6(-12)
Troy Drake	52	34	18	04 (-21)		10(-36)
Lance Brown	37	26	11	4	0	1(-1)

1994 SCHEDULE

Sept.	3 CINCINNATI	1 p.m.
Sept.	10 MIAMI (OHIO)	1 p.m.
Sept.	17 at Kentucky	7 p.m.
Sept.	24 at Wisconsin	
Oct.	1 MINNESOTA	1 p.m.
Oct.	8 at Iowa	
Oct.	22 NORTHWESTERN	1 p.m.
Oct.	29 at Michigan State	
Nov.	5 PENN STATE	1 p.m.
Nov.	12 OHIO STATE	1 p.m.
Nov.	19 at Purdue	

1993 RESULTS (8-4)

Sept.	4	W	TOLEDO	27-0
Sept.	11	W	NORTHERN ILLINOIS	28-10
Sept.	18	W	KENTUCKY	24-8
Sept.	25	L	WISCONSIN	27-15
Oct.	2	W	at Minnesota	23-19
Oct.	9	W	IOWA	16-10
Oct.	23	W	at Northwestern	24-0
Oct.	30	W	MICHIGAN STATE	10-0
Nov.	6	L	at Penn State	38-31
Nov.	13	L	at Ohio State	23-17
Nov.	20	W	PURDUE	24-17
Dec.	31	L	VIRGINIA TECH (Independence Bowl)	45-20

Returning Offensive Starters (7)

	Pos.	Ht.	Wt.	Cl.
Andrew Greene	OG	6-4	285	Sr.
Tom McKinnon	OT	6-6	300	Sr.
Clay Williams	OT	6-6	300	Jr.
Eddie Beaty	WR	5-11	175	Sr.
John Paci	QB	6-3	210	Sr.
Jermaine Chaney	TB	6-1	197	Sr.
Sean Glover	TB	5-11	200	Jr.
SPECIALISTS RETURNING (2)				
Bill Manopopoulos	PK	5-10	155	So.
Jim DiGuilio	P	6-0	180	Sr.

Returning Defensive Starters (2)

	Pos.	Ht.	Wt.	Cl.
Troy Drake	DT	6-7	273	Sr.
Alfonzo Thruman	LB	6-1	230	Sr.

South Carolina

September 24 • 7 p.m.
Lexington

GENERAL INFORMATION
Location: Columbia, S.C.
Founded: 1801
Enrollment: 25,613
President: Dr. John Palms (The Citadel, '58)
Athletics Director: Dr. Mike McGee (Duke, '60)
Conference: Southeastern
Nickname: Gamecocks
Colors: Garnet and Black
Stadium: Williams-Brice
Capacity: 72,400
Playing Surface: Grass
First Year of Football: 1892
All-Time Bowl Record: 0-8

MEDIA INFORMATION
SID: Kerry Tharp
Office Phone: (803) 777-5204
Home Phone: (803) 776-0382
Assistant SID: Brian Binette
Home Phone: (803) 736-9444
Assistant SID: Erika Austin
Home Phone: (803) 782-9867
Assistant SID: Michelle Schmitt
Home Phone: (803) 799-7482
SID Mailing Address: 1300 Rosewood Dr., Rex Enright Center, Columbia, S.C. 29208
Press Box Phone: (803) 777-2040
SID FAX: (803) 777-2967

COACHING STAFF
Head Coach: Brad Scott (South Florida, '79)
Record at School: 1st year
Career Record: 1st year
Football Office Phone: (803) 777-4272
Assistant Coaches: Wally Burnham (Samford, '63) - Defensive Coordinator Outside Linebackers; Rickey Bustle (Clemson, '77) - Offensive Coordinator Quarterbacks; Frank Hickson (Tuskegee Institute, '82) - Running Backs; Bobby Johns (Alabama, '68) - Defensive Backs; Chuck Kelly (Louisiana Tech, '79) - Offensive Line; Brad Lawing (Lenoir-Rhyne, '79) - Defensive Line; Mark Salva (Florida State, '88) - Offensive Line; Bob Stinchcomb (Bethel, '80) - Outside Linebackers Special Teams Coordinator

1994 OUTLOOK
Basic Offense: Pro-Set
Basic Defense: 4-3
1993 Record: 4-7
1993 Conference Record (Place): 2-6 (T4th East)


Brad Scott


Brandon Bennett


David Turnipseed

Bowl: none
Lettermen Returning: 51 (24 offense; 24 defense, 3 spec.)
Lettermen Lost: 13 (5 offense; 7 defense, 1 spec.)
Starters Returning: 14 (8 offense, 6 defense)
Starters Lost: 8

RETURNING STATISTICAL LEADERS

Rushing	Att	Yds	Avg.	TD
Brandon Bennett	193	853	4.4	7
Stanley Pritchett	36	162	4.5	0

Passing	Comp	Att	Int	Yds	Pct.	TD
Steve Taneyhill	149	291	14	1930	512	6
Blake Williamson	14	34	0	337	412	2

Receving	Rec	Yds	Avg.	Avg/Game	TD
Toby Cates	27	541	20.0	49.2	3
Brandon Bennett	26	282	10.8	25.6	1
Mike Reddick	23	334	14.5	30.4	0

Tackles	Total	Solo	Asst.	Int	Sacks	TFL's
Tony Watkins	89	56	33	0	2	2(-4)
Stacy Evans	75	48	27	0	8	12(-35)
Eric Sullivan	46	34	12	0	1	4(-9)

1994 SCHEDULE

Sept.	3	GEORGIA	7 p.m.
Sept.	10	ARKANSAS	7 p.m.
Sept.	17	LOUISIANA TECH	7 p.m.
Sept.	24	at Kentucky	7 p.m
Oct.	1	at LSU	7 p.m.
Oct.	8	EAST CAROLINA	1 p.m.
Oct.	15	MISSISSIPPI STATE	1 p.m.
Oct.	22	at Vanderbilt	TBA
Oct.	29	TENNESSEE	1 p.m.
Nov.	12	at Florida	1 p.m.
Nov.	19	at Clemson	TBA

1993 RESULTS (4-7)

Sept.	4	W	at Georgia	23-21
Sept.	11	L	at Arkansas	18-17
Sept.	18	W	LOUISIANA TECH	34-3
Sept.	23	L	KENTUCKY	21-17
Oct.	2	L	ALABAMA	17-6
Oct.	9	W	EAST CAROLINA	27-3
Oct.	16	L	at Miss. State	23-0
Oct.	23	W	VANDERBILT	22-0
Oct.	30	L	at Tennessee	55-3
Nov.	13	L	FLORIDA	37-26
Nov.	20	L	CLEMSON	16-13

Returning Offensive Starters (8)

	Pos.	Ht.	Wt.	Cl.
Brandon Bennett	RB	6-0	200	Sr.
Steve Taneyhill	QB	6-5	202	Jr.
Vincent Dinkins	C	6-2	280	Sr.
James Dexter	OG	6-6	285	Jr.
Luther Dixon	OT	6-5	270	Jr.
Toby Cates	WR	6-0	193	Sr.
Chris Alford	WR	6-2	180	Jr.
John Harrison	OG	6-1	300	So.

Returning Defensive Starters (6)

	Pos.	Ht.	Wt.	Cl.
Stacy Evans	DE	6-3	250	Sr.
James Flowers	OLB	6-2	245	Jr.
Eric Sullivan	NG	6-3	270	Jr.
Tony Watkins	SS	5-11	195	Sr.
Norman Greene	FS	6-2	195	Sr.
Ron Nealy	CB	5-10	170	Jr.

Series Scores
(Kentucky leads series, 3-1-1)

Year	UK Record	SC Record	Site	Score
1937	3-3-0	3-3-1	Lexington	Kentucky, 27-7
1978	0-0-0	1-0-0	Columbia	Tied, 14-14
1981	1-3-0	2-3-0	Lexington	S.Carolina, 28-14
1992	2-1-0	0-3-0	Lexington	Kentucky, 13-9
1993	1-2-0	2-1-0	Columbia	Kentucky, 21-17

SERIES INFORMATION
First Meeting: 1937, Kentucky 27-7 (Lexington)
Last Meeting: 1993, Kentucky 21-17 (Columbia)
Current Streak: Kentucky has won 2 games.
at Lexington: Kentucky leads 2-1-0
at Columbia: Kentucky leads 1-0-1

Auburn

Series Scores
(Auburn leads series, 20-5-1)

Year	UK Record	AU Record	Site	Score
1934	3-2-0	1-4-0	Lexington	Kentucky, 9-0
1935	3-1-0	2-1-0	Montgomery	Auburn, 23-0
1954	1-2-0	1-1-0	Lexington	Kentucky, 21-14
1955	2-1-0	2-0-0	Birmingham	Tied, 14-14
1956	1-2-0	1-1-0	Lexington	Auburn, 13-0
1957	0-3-0	2-0-0	Auburn	Auburn, 6-0
1958	2-1-0	2-0-0	Lexington	Auburn, 8-0
1959	1-2-0	1-1-0	Auburn	Auburn, 33-0
1960	0-2-0	0-1-0	Lexington	Auburn, 10-7
1961	0-2-0	1-0-0	Auburn	Kentucky, 14-12
1962	0-1-1	1-0-0	Lexington	Auburn, 16-6
1963	1-1-0	2-0-0	Auburn	Auburn, 14-13
1964	2-0-0	2-0-0	Lexington	Kentucky, 20-0
1965	2-0-0	0-1-1	Auburn	Auburn, 23-18
1966	1-1-0	1-1-0	Lexington	Kentucky, 17-7
1967	0-2-0	2-0-0	Auburn	Auburn, 48-7
1968	1-1-0	1-1-0	Lexington	Auburn, 26-7
1969	1-1-0	1-1-0	Auburn	Auburn, 44-3
1970	1-2-0	2-0-0	Lexington	Auburn, 33-15
1971	1-2-0	2-0-0	Auburn	Auburn, 38-6
1974	2-2-0	4-0-0	Auburn	Auburn, 31-13
1975	1-2-1	0-3-1	Lexington	Auburn, 15-9
1982	0-3-1	3-1-0	Auburn	Auburn, 18-3
1983	4-0-0	3-1-0	Lexington	Auburn, 49-21
1988	1-0-0	0-0-0	Auburn	Auburn, 20-10
1989	1-2-0	2-1-0	Lexington	Auburn, 24-12

SERIES INFORMATION

First Meeting: 1934, Kentucky 9-0 (Lexington)
Last Meeting: 1989, Auburn 24-12 (Lexington)
Current Streak: Auburn has won last 11 meetings
at Lexington: Auburn leads 9-4
at Auburn: Auburn leads 10-1
at Montgomery: Auburn leads 1-0
at Birmingham: Tied 0-0-1

September 29 • 8 p.m. *ESPN
Auburn

GENERAL INFORMATION
Location: Auburn, Ala.
Founded: 1856
Enrollment: 21,500
President: Dr. William V. Muse (Northwestern St., '60)
Athletics Director: David Housel
Conference: Southeastern
Nickname: Tigers
Colors: Burnt Orange and Navy Blue
Stadium: Jordan-Hare
Capacity: 85,214
Playing Surface: Grass
First Year of Football: 1892
All-Time Bowl Record: 12-9-2

MEDIA INFORMATION
SID: Kent Partridge
Office Phone: (205) 844-9800
Home Phone: (205) 826-1034
Associate SID: Scott Stricklin
Home Phone: (205) 821-2130
Assistant SID: Chuck Gallina
Home Phone: (205) 821-5362
SID Mailing Address: P.O. Box 351, Auburn, Ala. 36831-0351
SID FAX: (205) 844-9807

COACHING STAFF
Head Coach: Terry Bowden (West Virginia, '78)
Record at School: 11-0 (1 year)
Career Record: 75-36-1 (10 years)
Football Office Phone: (205) 844-4750
Assistant Coaches: Wayne Hall (Alabama, '74) - Asst. Head Coach Defensive Coordinator Linebackers; Tommy Bowden (West Virginia, '77) - Offensive Coordinator Wide Receivers; Jimbo Fisher (Salem College, '88) - Quarterbacks; Rick Trickett (Glenville St., '72) - Offensive Line; Rodney Allison (Texas Tech, '78) - Running Backs; Rodney Garner (Auburn, '90) - Tight Ends; Joe Whitt (Alabama State, '72) - Defensive Ends; Kurt Crain (Auburn, '88) - Defensive Tackles; Jack Hines (West Virginia, '72) - Defensive Backs

1994 OUTLOOK
Basic Offense: Pro I
Basic Defense: 4-3
1993 Record: 11-0
1993 Conference Record (Place): 8-0 (6th West)
Bowl: not eligible
Lettermen Returning: 46 (18 offense; 25 defense, 3 spec.)


Terry Bowden


Terry Daniel


Frank Sanders

Lettermen Lost: 21 (12 offense; 7 defense, 2 spec.)
Starters Returning: 16 (6 offense, 10 defense)
Starters Lost: 7

RETURNING STATISTICAL LEADERS

Rushing	Att	Yds	Avg.	TD
Stephen Davis	87	480	5.5	3
Roymon Malcolm	15	113	7.5	1

Passing	Comp	Att	Int	Yds	Pct.	TD
Patrick Nix	10	15	0	131	.667	2

Receving	Rec	Yds	Avg.	Avg/Game	TD
Frank Sanders	48	842	17.5	76.5	6
Thomas Bailey	27	427	15.8	38.8	4
Derrick Dorn	12	122	10.2	11.1	0

Tackles	Total	Solo	Asst.	Int	Sacks	TFL's
Jason Miska	125	68	57	0.2(-9)	4(-6)	
Anthony Harris	123	53	70	17(-32)	8(-17)	
Terry Solomon	77	42	35	01(-10)	1(-2)	

1994 SCHEDULE

Sept.	3	at Ole Miss
Sept.	10	NE LOUISIANA
Sept.	17	LSU
Sept.	24	EAST TENNESSEE ST.
Oct.	1	KENTUCKY
Oct.	8	at Mississippi St
Oct.	15	at Florida
Oct.	29	ARKANSAS
Nov.	5	EAST CAROLINA
Nov.	12	GEORGIA
Nov.	19	at Alabama

1993 RESULTS (11-0)

Sept.	2	W	OLE MISS	16-12
Sept.	11	W	SAMFORD	35-7
Sept.	18	W	at LSU	34-10
Sept.	25	W	SOUTHERN MISS	35-24
Oct.	2	W	at Vanderbilt	14-10
Oct.	9	W	MISSISSIPPI ST.	31-17
Oct.	16	W	FLORIDA	38-35
Oct.	30	W	at Arkansas	31-21
Nov.	6	W	NEW MEXICO ST.	55-14
Nov.	13	W	at Georgia	42-28
Nov.	20	W	ALABAMA	22-14

Returning Offensive Starters (6)

	Pos.	Ht.	Wt.	Cl.
Thomas Bailey	WR	6-0	196	Sr.
Frank Sanders	WR	6-2	200	Sr.
Andy Fuller	TE	6-3	243	Jr.
Todd Boland	OG	6-3	257	Sr.
Shannon Roubique	C	6-1	278	Jr.
Jason Taylor	OG	6-1	295	Jr.

Returning Defensive Starters (10)

	Pos.	Ht.	Wt.	Cl.
Willie Whitehead	DE	6-3	231	Sr.
Alonzo Etheridge	DE	6-4	255	Sr.
Mike Pelton	DT	6-3	262	Sr.
Terry Solomon	LB	6-2	224	Jr.
Jason Miska	LB	6-2	202	Jr.
Anthony Harris	LB	6-2	221	Jr.
Chris Shelling	CB	5-10	180	Sr.
Calvin Jackson	CB	5-10	179	Jr.
Otis Mounds	SS	6-0	194	Sr.
Brian Robinson	FS	6-3	194	Jr.

LSU

October 15 • 8 p.m.
Baton Rouge

GENERAL INFORMATION
Location: Baton Rouge, La.
Founded: 1860
Enrollment: 23,589
President: Dr. William E. Davis (Colorado, '51)
Athletics Director: Joe Dean (LSU, '55)
Conference: Southeastern
Nickname: Fighting Tigers
Colors: Purple and Gold
Stadium: Tiger Stadium
Capacity: 80,150
Playing Surface: Natural Grass
First Year of Football: 1893
All-Time Bowl Record: 11-16-1

MEDIA INFORMATION
SID: Herb Vincent
Office Phone: (504) 388-8226
Home Phone: (504) 336-4781
Assistant SID: Bill Franques
Home Phone: (504) 766-7126
Assistant SID: Kent Lowe
Home Phone: (504) 292-9405
SID Mailing Address: P.O. Box 25095 Baton Rouge, LA 70894
SID FAX: (504) 388-1861
Press Box Phone: (504) 388-6122

COACHING STAFF
Head Coach: Curley Hallman (Texas A&M, '70)
Record at School: 12-21 (3 years)
Career Record: 35-32 (6 years)
Football Office Phone: (504) 388-1151
Assistant Coaches: Lynn Amedee (LSU, '62) - Offensive Coordinator Quarterbacks; Steve Buckley (Southern Miss, '85) - Running Backs; Larry Edmondson (Texas A&M, '84) - Wide Receivers; Rick Villarreal (Southern Miss, '90) - Tight Ends; Larry Zierlein (Fort Hays St., '71) - Offensive Line; Phil Bennett (Texas A&M, '78) - Defensive Coordinator Defensive Backs; Jerry Baldwin (Miss. Valley St., '75) - Linebackers; Lee Fobbs (Grambling St., '72) - Defensive Ends; Pete Fredenburg (SW Texas St., '70) - Defensive Tackles

1994 OUTLOOK
Basic Offense: Multiple
Basic Defense: 4-3
1993 Record: 5-6
1993 Conference Record (Place): 3-5 (3rd West)
Bowl: none


Curley Hallman


Jamie Howard


Eddie Kennison

Lettermen Returning: 43 (19 offense; 23 defense, 1 spec.)
Lettermen Lost: 17 (8 offense; 7 defense, 2 spec.)
Starters Returning: 14 (7 offense, 7 defense)
Starters Lost: 8

RETURNING STATISTICAL LEADERS

Rushing	Att	Yds	Avg.	TD
Jay Johnson	106	558	5.3	6
Robert Toomer	82	295	3.6	4

Passing	Comp	Att	Int	Yds	Pct.	TD
Jamie Howard	106	246	12	1319	427	7

Receving	Rec	Yds	Avg.	Avg/Game	TD
Brett Bech	30	429	14.3	39.0	3
Eddie Kennison	28	466	16.6	42.4	3
Chris Hill	20	193	9.7	21.4	1

Tackles	Total	Solo	Asst.	Int	Sacks	TFL's
Mike Calais	69	41	28	0	0	4(-6)
Robert Deshotel	69	45	24	0	3	5(-25)
Ivory Hilliard	58	38	20	2	4	7(-50)

1994 SCHEDULE

Sept.	3	TEXAS A&M	7 p.m.
Sept.	10	MISSISSIPPI STATE	7 p.m.
Sept.	17	at Auburn	TBA
Oct.	1	SOUTH CAROLINA	7 p.m.
Oct.	8	at Florida	TBA
Oct.	15	KENTUCKY	7 p.m.
Oct.	29	at OLE MISS	TBA
Nov.	5	ALABAMA	7 p.m.
Nov.	12	SOUTHERN MISS	7 p.m.
Nov.	19	at Tulane	TBA
Nov.	26	at Arkansas	TBA

1993 RESULTS (5-6)

Sept.	4	L	at Texas A&M	24-0
Sept.	11	W	at Miss. St.	18-16
Sept.	18	L	AUBURN	34-10
Sept.	25	L	at Tennessee	42-20
Oct.	2	W	UTAH STATE	38-17
Oct.	9	L	FLORIDA	58-3
Oct.	16	L	at Kentucky	35-17
Oct.	30	W	OLE MISS	19-17
Nov.	6	W	at Alabama	17-13
Nov.	20	W	TULANE	24-10
Nov.	27	L	ARKANSAS	42-24

Returning Offensive Starters (7)

	Pos.	Ht.	Wt.	Cl.
Sheddrick Wilson	FL	6-1	195	Jr.
Ben Bordelon	OG	6-5	287	So.
Marcus Price	OT	6-6	307	Sr.
Brett Bech	SE	6-1	185	Sr.
Jay Johnson	TB	5-9	186	Jr.
Robert Toomer	FB	5-11	220	Jr.
Jamie Howard	QB	6-1	205	Jr.

Returning Defensive Starters (7)

	Pos.	Ht.	Wt.	Cl.
James Gillyard	DE	6-4	244	Jr.
Nate Miller	DT	6-4	305	Sr.
Robert Deshotel	ILB	6-3	245	Sr.
Mike Calais	LB	6-1	230	So.
Rodney Young	CB	6-2	201	Sr.
Tory James	CB	6-2	182	Jr.
Ivory Hilliard	SS	6-0	186	Sr.

Series Scores
(LSU leads series, 31-12-1)

Year	UK Record	LSU Record	Site	Score
1949	1-0-0	0-0-0	Baton Rouge	Kentucky, 19-0
1950	1-0-0	0-0-0	Lexington	Kentucky, 14-0
1952	2-1-0	1-2-0	Lexington	LSU, 34-7
1953	1-2-0	2-0-1	Baton Rouge	Tied, 6-6
1954	0-2-0	0-2-0	Lexington	Kentucky, 7-6
1955	0-0-0	0-0-0	Baton Rouge	LSU, 19-7
1956	1-3-0	0-3-0	Lexington	Kentucky, 14-0
1957	0-4-0	3-1-0	Baton Rouge	LSU, 21-0
1958	2-2-0	4-0-0	Baton Rouge	LSU, 32-7
1959	1-3-0	4-0-0	Lexington	LSU, 9-0
1960	1-3-0	1-2-0	Lexington	Kentucky, 3-0
1961	2-2-0	3-1-0	Baton Rouge	LSU, 24-14
1962	1-3-0	3-0-1	Lexington	LSU, 7-0
1963	2-2-0	3-1-0	Baton Rouge	LSU, 28-7
1964	3-1-0	3-0-0	Lexington	LSU, 27-7
1965	3-1-0	3-1-0	Baton Rouge	LSU, 31-21
1966	2-2-0	2-1-1	Lexington	LSU, 30-0
1967	0-4-0	3-1-0	Baton Rouge	LSU, 30-7
1968	2-2-0	3-1-0	Baton Rouge	LSU, 13-3
1969	2-2-0	4-0-0	Lexington	LSU, 37-10
1970	1-4-0	3-1-0	Baton Rouge	LSU, 14-7
1971	1-4-0	4-1-0	Lexington	LSU, 17-13
1972	2-3-0	5-0-0	Baton Rouge	LSU, 10-0
1973	2-3-0	5-0-0	Baton Rouge	LSU, 28-21
1974	2-3-0	2-2-1	Lexington	Kentucky, 20-13
1975	1-3-1	1-4-0	Baton Rouge	LSU, 17-14
1976	4-1-0	3-1-1	Lexington	Kentucky, 21-7
1977	4-1-0	3-1-0	Baton Rouge	Kentucky, 33-13
1978	2-2-1	4-1-0	Lexington	LSU, 21-0
1979	2-3-0	3-2-0	Baton Rouge	LSU, 23-19
1980	2-3-0	4-2-0	Lexington	LSU, 17-10
1981	1-4-0	2-4-0	Baton Rouge	LSU, 24-10
1982	0-4-1	3-0-1	Lexington	LSU, 34-10
1983	4-1-0	2-3-0	Baton Rouge	Kentucky, 21-13
1984	5-0-0	4-0-1	Lexington	LSU, 36-10
1985	4-1-0	3-1-0	Baton Rouge	LSU, 10-0
1986	3-1-1	3-1-0	Lexington	LSU, 25-16
1987	4-1-0	5-0-1	Baton Rouge	LSU, 34-9
1988	2-3-0	3-2-0	Baton Rouge	LSU, 15-12
1989	3-2-0	1-4-0	Lexington	Kentucky, 27-21
1990	2-4-0	3-2-0	Baton Rouge	LSU, 30-20
1991	2-3-0	2-3-0	Lexington	LSU, 29-26
1992	3-2-0	1-5-0	Baton Rouge	Kentucky, 27-25
1993	3-2-0	2-4-0	Lexington	Kentucky, 35-17

SERIES INFORMATION
First Meeting: 1949, Kentucky 19-0 (Baton Rouge)
Last Meeting: 1993, Kentucky 35-17 (Lexington)
Current Streak: Kentucky has won 2 games.
at Lexington: LSU leads 13-8-0
at Baton Rouge: LSU leads 18-4-1

Georgia

Series Scores
(Georgia leads series, 36-9-2)

Year	UK Record	UG Record	Site	Score
1939	3-0-0	1-2-0	Louisville	Kentucky, 13-6
1940	4-0-1	2-2-0	Athens	Tied, 7-7
1942	0-0-0	0-0-0	Louisville	Georgia, 7-6
1944	1-2-0	1-1-0	Athens	Georgia, 13-12
1945	1-2-0	3-0-0	Lexington	Georgia, 48-6
1946	3-0-0	2-0-0	Athens	Georgia, 28-13
1947	2-1-0	2-1-0	Lexington	Kentucky, 26-0
1948	1-1-0	1-1-0	Athens	Georgia, 35-12
1949	3-0-0	2-1-0	Lexington	Kentucky, 25-0
1956	2-3-0	2-2-1	Athens	Kentucky, 14-7
1957	0-5-0	1-4-0	Lexington	Georgia, 33-14
1958	2-3-0	1-3-0	Athens	Georgia, 28-0
1959	1-4-0	4-1-0	Lexington	Georgia, 14-7
1960	2-3-0	3-2-0	Lexington	Georgia, 17-13
1961	2-3-0	2-3-0	Athens	Georgia, 16-15
1962	1-3-1	2-2-1	Athens	Tied, 7-7
1963	2-3-0	3-1-1	Lexington	Georgia, 17-14
1964	3-2-0	2-2-1	Athens	Georgia, 21-7
1965	3-2-0	4-1-0	Lexington	Kentucky, 28-10
1966	2-3-0	4-1-0	Athens	Georgia, 27-15
1967	0-5-0	4-1-0	Lexington	Georgia, 31-7
1968	2-3-0	4-0-1	Lexington	Georgia, 35-14
1969	2-3-0	4-1-0	Athens	Georgia, 30-0
1970	1-5-0	2-3-0	Lexington	Georgia, 19-3
1971	1-5-0	6-0-0	Athens	Georgia, 34-0
1972	2-4-0	4-2-0	Lexington	Georgia, 13-7
1973	2-4-0	3-2-1	Athens	Kentucky, 12-7
1974	3-3-0	4-2-0	Lexington	Georgia, 24-20
1975	1-4-1	4-2-0	Athens	Georgia, 21-13
1976	5-1-0	5-1-0	Lexington	Georgia, 31-7
1977	5-1-0	4-2-0	Athens	Kentucky, 33-0
1978	2-3-1	5-1-0	Lexington	Georgia, 17-16
1979	2-4-0	3-3-0	Athens	Georgia, 20-6
1980	2-4-0	6-0-0	Lexington	Georgia, 27-0
1981	1-5-0	5-1-0	Athens	Georgia, 21-0
1982	0-5-1	6-0-0	Lexington	Georgia, 27-14
1983	5-1-0	5-0-1	Athens	Georgia, 47-21
1984	5-1-0	5-1-0	Lexington	Georgia, 37-7
1985	4-2-0	4-1-1	Athens	Georgia, 26-6
1986	3-2-1	4-2-0	Lexington	Georgia, 31-9
1987	4-2-0	5-2-0	Athens	Georgia, 17-14
1988	2-4-0	5-1-0	Lexington	Kentucky, 16-10
1989	4-2-0	3-3-0	Athens	Georgia, 34-23
1990	2-5-0	4-3-0	Lexington	Kentucky, 26-24
1991	2-4-0	5-2-0	Athens	Georgia, 49-27
1992	4-2-0	6-1-0	Lexington	Georgia, 40-7
1993	4-2-0	3-4-0	Athens	Georgia, 33-28

SERIES INFORMATION
First Meeting: 1939, Kentucky 13-6 (Louisville)
Last Meeting: 1993, Georgia 33-28 (Athens)
Current Streak: Georgia has won 3 games.
at Lexington: Georgia leads 17-5-0
at Athens: Georgia leads 18-3-2
Neutral Sites: Tied 1-1-0

October 22 • 7 p.m.
Lexington

GENERAL INFORMATION
Location: Athens, Ga.
Founded: 1785
Enrollment: 28,750
President: Dr. Charles B. Knapp (Iowa State, '68)
Athletics Director: Vince Dooley (Auburn, '54)
Conference: Southeastern
Nickname: Bulldogs
Colors: Red and Black
Stadium: Sanford
Capacity: 86,117
Playing Surface: Natural Grass
First Year of Football: 1892
All-Time Bowl Record: 15-13-3

MEDIA INFORMATION
SID: Claude Felton
Office Phone: (706) 542-1621
Home Phone: (706) 543-3910
Assistant SID: Norm Reilly
Home Phone: (706) 546-6811
Assistant SID: Tim Hix
Home Phone: (404) 513-0840
SID Mailing Address: P.O. Box 1472, Athens, GA 30613
SID FAX: (706) 542-9339
Press Box Phone: (706) 542-7780

COACHING STAFF
Head Coach: Ray Goff (Georgia, '78)
Record at School: 34-24 (5 years)
Career Record: 34-24 (5 years)
Football Office Phone: (706) 542-1515
Assistant Coaches: Wayne McDuffie (Florida State, '68) - Offensive Coordinator Offensive Line; Marion Campbell (Georgia, '52) - Defensive Coordinator Defensive Line; Dicky Clark (Georgia, '77) - Outside Linebackers; Darryl Drake (Western Kentucky, '80) - Wide Receivers; Steve Dennis (Georgia, '79) - Secondary; Mac McWhorter (Georiga, '74) - Tight Ends; Frank Orgel (Georgia, '61) - Inside Linebackers; Greg Davis (McNeese State, '73) - Quarterbacks; David Kelly (Furman, '79) - Running Backs

1994 OUTLOOK
Basic Offense: Multiple
Basic Defense: Multiple
1993 Record: 5-6
1993 Conference Record (Place): 2-6 (4th East)
Bowl: none
Lettermen Returning: 44 (21 offense; 20 defense, 3 spec.)


Ray Goff


Randall Godfrey


Eric Zeier

Lettermen Lost: 19 (8 offense; 9 defense, 2 spec.)
Starters Returning: 14 (8 offense, 6 defense)
Starters Lost: 8

RETURNING STATISTICAL LEADERS

Rushing	Att	Yds	Avg.	TD
Terrell Davis	167	824	4.9	5
Bill Montgomery	45	144	3.2	3

Passing	Comp	Att	Int	Yds	Pct.	TD
Eric Zeier	269	425	7	3525	633	24

Receving	Rec	Yds	Avg.	Avg/Game	TD
Brice Hunter	76	970	12.8	88.2	9
Jeff Thomas	39	469	12.0	42.6	1
Hason Graham	36	699	19.4	63.5	5

Tackles	Total	Solo	Asst.	Int	Sacks	TFL's
Randall Godfrey	114	71	43	1	1	4(-5)
Matt Storm	73	41	32	0	6	2(-4)
Whit Marshall	59	34	25	0	0	1(-1)

1994 SCHEDULE

Sept.	3	at South Carolina	7 p.m.
Sept.	10	TENNESSEE	1 p.m.
Sept.	17	NE LOUISIANA	1 p.m.
Sept.	24	OLE MISS	1 p.m.
Oct.	1	at Alabama	2:30 p.m.
Oct.	8	CLEMSON	1 p.m.
Oct.	15	VANDERBILT	1 p.m.
Oct.	22	at Kentucky	7 p.m.
Oct.	29	at Florida	1 p.m.
Nov.	12	at Auburn	2 p.m.
Nov.	25	GEORGIA TECH	4 p.m.

1993 RESULTS (5-6)

Sept.	4	L	SOUTH CAROLINA	23-21
Sept.	11	L	at Tennessee	38-6
Sept.	18	W	TEXAS TECH	52-37
Sept.	25	L	at Ole Miss	31-14
Oct.	2	L	ARKANSAS	20-10
Oct.	9	W	SOUTHERN MISS	54-24
Oct.	16	W	at Vanderbilt	41-3
Oct.	23	W	KENTUCKY	33-28
Oct.	30	L	at Florida	33-26
Nov.	13	L	AUBURN	42-28
Nov.	25	W	at Georgia Tech	43-10

Returning Offensive Starters (8)

	Pos.	Ht.	Wt.	Cl.
Adam Meadows	OT	6-7	272	So.
Steve Roberts	OG	6-3	270	Sr.
Troy Stark	OG	6-6	271	Jr.
David Weeks	C	6-6	266	Jr.
Eric Zeier	QB	6-2	205	Sr.
Terrell Davis	SB	6-1	211	Sr.
Brice Hunter	FL	6-0	197	Jr.
Jeff Thomas	SE	6-2	191	Sr.

Returning Defensive Starters (6)

	Pos.	Ht.	Wt.	Cl.
Matt Storm	DT	6-6	255	Sr.
Phillip Daniels	DT	6-6	245	Jr.
Randall Godfrey	MLB	6-3	226	Jr.
Carlos Yancy	CB	6-2	190	Sr.
Ralph Thompson	FS	6-1	193	Sr.
Buster Owens	SS	6-0	202	Jr.

Mississippi State

October 28 • 7 p.m.
Lexington

GENERAL INFORMATION
Location: Starkville, MS
Founded: 1878
Enrollment: 13,651
President: Dr. Donald Zacharias (Georgetown in Ky., '57)
Athletics Director: Larry Templeton (Miss. St., '69)
Conference: Southeastern
Nickname: Bulldogs
Colors: Maroon and White
Stadium: Scott Field
Capacity: 40,656
Playing Surface: Natural Grass
First Year of Football: 1895
All-Time Bowl Record: 4-4

MEDIA INFORMATION
SID: Mike Nemeth
Office Phone: (601) 325-2703
Home Phone: (601) 323-7780
Associate SID: David Rosinski
Home Phone: (601) 324-0497
Assistant SID: David Murray
Home Phone: (601) 323-8451
Assistant SID: John Cade
Home Phone: (601) 324-6094
SID Mailing Address: P.O. Box 5308, Mississippi State, MS 39762
SID FAX: (601) 325-2563

COACHING STAFF
Head Coach: Jackie Sherrill (Alabama, '66)
Record at School: 17-16-2 (3 years)
Career Record: 122-61-4 (16 years)
Football Office Phone: (601) 325-2534
Assistant Coaches: Bruce Arians (Virginia Tech, '74) - Offensive Coordinator Quarterbacks; Ricky Black (Mississippi State, '71) - Tight Ends; Rick Christophel (Austin Peay, '75) - Wide Receivers; Bill Clay (Arkansas, '63) - Defensive Coordinator Secondary; Jim Helms (Texas, '67) - Running Backs; Pete Jenkins (Western Carolina, '64) - Defensive Line; Denver Johnson (Tulsa, '81) - Offensive Line; Ken Pope (Oklahoma, '75) - Outside Linebackers; Jim Tompkins (Troy State, '62) - Inside Linebackers

1994 OUTLOOK
Basic Offense: Pro
Basic Defense: 4-3
1993 Record: 3-6-2
1993 Conference Record (Place): 2-5-1 (5th West)
Bowl: none


Jackie Sherrill


Michael Davis


Walt Harris

Lettermen Returning: 47 (26 offense; 20 defense, 1 spec.)
Lettermen Lost: 20 (8 offense; 8 defense, 4 spec.)
Starters Returning: 18 (10 offense, 8 defense)
Starters Lost: 5

RETURNING STATISTICAL LEADERS

Rushing	Att	Yds	Avg.	TD
Michael Davis	205	883	4.3	7
Kevin Bouie	115	505	4.4	3

Passing	Comp	Att	Int	Yds	Pct.	TD
Derrick Taite	12	34	1	176	353	2

Receving	Rec	Yds	Avg.	Avg/Game	TD
Chris Jones	24	541	22.5	49.2	2
Eric Moulds	17	398	23.4	39.8	4
Bernard Euell	17	192	11.3	17.5	1

Tackles	Total	Solo	Asst.	Int	Sacks	TFL's
Dwayne Curry	95	52	43	0	0	5(-9)
Wesley Leasy	79	39	40	23(-37)		4(-11)
Walt Harris	61	45	16	6	0	1(-3)

1994 SCHEDULE

Sept.	3	at Memphis State	TBA
Sept.	10	at LSU	7 p.m.
Sept.	24	TENNESSEE	6 p.m.
Oct.	1	ARKANSAS STATE	6 p.m.
Oct.	8	AUBURN	6 p.m.
Oct.	15	at South Carolina	1 p.m.
Oct.	22	TULANE	1:30 p.m.
Oct.	29	at Kentucky	7 p.m.
Nov.	5	ARKANSAS	1:30 p.m.
Nov.	12	ALABAMA	1:30 p.m.
Nov.	26	at Ole Miss	TBA

1993 RESULTS (3-6-2)

Sept.	4	L	MEMPHIS	45-35
Sept.	11	L	LSU	18-16
Sept.	25	W	at Tulane	36-10
Oct.	2	L	at Florida	38-24
Oct.	9	L	at Auburn	31-17
Oct.	16	W	SOUTH CAROLINA	23-0
Oct.	23	T	ARKANSAS STATE	15-15
Oct.	30	L	KENTUCKY	26-17
Nov.	6	T	at Arkansas	13-13
Nov.	13	L	at Alabama	36-25
Nov.	27	W	OLE MISS	20-13

Returning Offensive Starters (10)

	Pos.	Ht.	Wt.	Cl.
Brian Anderson	C	6-5	278	Jr.
Michael Davis	RB	6-1	239	Sr.
Bernard Euell	WR	5-10	179	Jr.
Melvin Hayes	OG	6-6	316	Sr.
Jesse James	OT	6-5	310	Sr.
Chris Jones	WR	6-3	202	Jr.
Henry McCann	OT	6-6	308	So.
Fred McCrary	FB	6-0	210	Sr.
Kendell Watkins	TE	6-2	293	Sr.
Jason Wisner	OG	6-3	327	Sr.

Returning Defensive Starters (8)

	Pos.	Ht.	Wt.	Cl.
Andre Bennett	FS	6-0	193	Sr.
Dwayne Curry	ILB	6-3	237	So.
Charlie Davidson	CB	5-11	168	Sr.*
Johnnie Harris	CB	6-2	210	Sr.
Walt Harris	CB	6-1	187	Sr.
Mike James	SS	6-1	207	Sr.
Wesley Leasy	OLB	6-3	237	Sr.
Jimmie Myles	DE	6-2	285	Sr.

* Started in '92, did not play in '93

Series Scores
(Kentucky leads series, 14-7)

Year	UK Record	MSU Record	Site	Score
1914	2-0-0	2-0-0	Lexington	Kentucky, 19-13
1915	2-0-0	1-0-1	Starkville	MSU, 12-0
1916	3-1-1	3-3-0	Lexington	Kentucky, 13-3
1917	2-3-1	3-1-0	Starkville	MSU, 14-0
1944	2-4-0	4-0-0	Memphis	MSU, 26-0
1950	8-0-0	3-3-0	Starkville	Kentucky, 48-21
1951	1-3-0	2-1-0	Lexington	Kentucky, 27-0
1952	1-2-1	2-1-0	Starkville	MSU, 27-14
1953	1-2-1	3-0-1	Lexington	Kentucky, 32-13
1955	2-1-1	3-1-0	Lexington	MSU, 20-14
1958	2-4-0	3-2-0	Lexington	Kentucky, 33-12
1972	1-2-0	2-2-0	Lexington	Kentucky, 17-13
1973	1-2-0	2-0-1	Jackson	Kentucky, 42-14
1976	3-1-0	3-1-0	Jackson	Kentucky, F1-0
1977	3-1-0	3-1-0	Lexington	Kentucky, 23-7
1984	4-0-0	3-2-0	Starkville	Kentucky, 17-13
1985	3-1-0	4-1-0	Lexington	Kentucky, 33-19
1990	1-4-0	2-2-0	Lexington	Kentucky, 17-15
1991	2-2-0	3-2-0	Starkville	MSU, 31-6
1992	4-3-0	5-2-0	Lexington	MSU, 37-36
1993	4-3-0	2-4-1	Starkville	Kentucky, 26-17

SERIES INFORMATION
First Meeting: 1914, Kentucky 19-13 (Lexington)
Last Meeting: 1993, Kentucky 26-17 (Starkville)
Current Streak: Kentucky has won 1 game
at Lexington: Kentucky leads 8-2-0
at Starkville: tied 4-4-0
at Jackson: Kentucky leads 2-0 (includes forfeit)
Neutral Sites: MSU leads 1-0-0

Vanderbilt

Series Scores

(Vanderbilt leads series, 33-29-4)

Year	UK Record	VU Record	Site	Score
1896	0-1-0	0-0-0	Nashville	Vanderbilt, 6-0
1897	2-1-0	3-0-0	Nashville	Vanderbilt, 50-0
1901	0-0-0	0-0-0	Nashville	Vanderbilt, 22-0
1906	0-0-0	0-0-0	Nashville	Vanderbilt, 28-0
1907	2-0-0	0-0-0	Nashville	Vanderbilt, 40-0
1911	5-1-0	5-1-0	Nashville	Vanderbilt, 18-0
1916	2-0-0	2-0-0	Lexington	Vanderbilt, 45-0
1917	2-0-1	1-1-0	Lexington	Vanderbilt, 5-0
1918	1-0-0	0-2-0	Nashville	Vanderbilt, 33-0
1919	2-2-0	2-1-1	Lexington	Tied, 0-0
1920	2-1-1	2-2-0	Nashville	Vanderbilt, 20-0
1921	2-0-0	2-0-0	Lexington	Vanderbilt, 21-14
1922	5-1-0	5-0-1	Nashville	Vanderbilt, 9-0
1927	1-3-1	4-1-0	Nashville	Vanderbilt, 34-6
1928	3-1-0	5-0-0	Nashville	Vanderbilt, 14-7
1937	0-0-0	0-0-0	Nashville	Vanderbilt, 12-0
1938	2-0-0	2-0-0	Lexington	Vanderbilt, 14-7
1939	1-0-0	1-0-1	Nashville	Kentucky, 21-13
1940	3-0-0	1-1-0	Nashville	Tied, 7-7
1941	2-0-0	2-0-0	Lexington	Vanderbilt, 39-15
1942	2-1-0	2-0-0	Lexington	Vanderbilt, 7-6
1945	1-3-0	2-1-0	Nashville	Vanderbilt, 19-6
1946	3-1-0	3-0-0	Lexington	Kentucky, 10-7
1947	3-1-0	3-0-0	Nashville	Kentucky, 14-0
1948	1-2-0	0-2-1	Lexington	Vanderbilt, 26-7
1953	4-2-1	1-5-0	Nashville	Kentucky, 40-14
1954	4-3-0	0-5-0	Lexington	Kentucky, 19-7
1955	4-2-1	4-2-0	Nashville	Vanderbilt, 34-0
1956	4-3-0	5-2-0	Lexington	Kentucky, 7-6
1957	1-6-0	3-1-2	Nashville	Vanderbilt, 12-7
1958	3-4-0	4-1-2	Lexington	Tied, 0-0
1959	2-5-0	2-3-1	Nashville	Vanderbilt, 11-6
1960	3-4-0	2-4-0	Lexington	Kentucky, 27-0
1961	3-4-0	2-4-0	Nashville	Kentucky, 16-3
1962	1-4-2	0-7-0	Lexington	Kentucky, 7-0
1963	2-5-0	0-6-0	Nashville	Tied, 0-0
1964	3-4-0	1-4-1	Lexington	Kentucky, 22-21
1965	5-2-0	2-4-1	Nashville	Kentucky, 34-0
1966	2-4-1	1-5-0	Lexington	Kentucky, 14-10
1967	1-6-0	2-4-0	Nashville	Kentucky, 12-7
1968	3-4-0	3-3-1	Lexington	Vanderbilt, 6-0
1969	2-5-0	2-5-0	Nashville	Vanderbilt, 42-6
1970	2-6-0	2-6-0	Lexington	Vanderbilt, 18-17
1971	2-6-0	3-4-1	Nashville	Kentucky, 14-7
1972	2-6-0	3-5-0	Lexington	Kentucky, 14-13
1973	4-4-0	4-3-0	Nashville	Kentucky, 27-17
1974	4-4-0	5-2-0	Lexington	Kentucky, 38-12
1975	2-5-1	4-4-0	Nashville	Vanderbilt, 13-3
1976	5-3-0	1-6-0	Lexington	Kentucky, 14-0
1977	7-1-0	1-6-0	Nashville	Kentucky, 28-6
1978	3-4-1	1-7-0	Lexington	Kentucky, 52-3
1979	3-5-0	1-7-0	Nashville	Kentucky, 29-10
1980	2-6-0	1-7-0	Lexington	Kentucky, 31-10
1981	1-7-0	3-5-0	Nashville	Kentucky, 17-10
1982	0-7-1	4-3-0	Lexington	Vanderbilt, 23-10
1983	5-2-1	2-6-0	Nashville	Kentucky, 17-8
1984	6-2-0	5-3-0	Lexington	Kentucky, 27-18
1985	5-3-0	2-5-1	Nashville	Vanderbilt, 31-24
1986	3-4-1	1-7-0	Lexington	Kentucky, 34-22
1987	5-3-0	2-6-0	Nashville	Vanderbilt, 38-29
1988	4-4-0	3-4-0	Lexington	Kentucky, 14-13
1989	5-3-0	1-7-0	Nashville	Kentucky, 15-11
1990	3-5-0	1-6-0	Lexington	Kentucky, 28-21
1991	3-5-0	4-5-0	Nashville	Vanderbilt, 17-7
1992	4-4-0	2-5-0	Lexington	Vanderbilt, 20-7
1993	5-3-0	2-5-0	Nashville	Vanderbilt, 12-7

SERIES INFORMATION

First Meeting: 1896, Vanderbilt 6-0 (Nashville)
Last Meeting: 1993, Vanderbilt 12-7 (Nashville)
Current Streak: Vanderbilt has won 3 games.
at Lexington: Kentucky leads 16-11-2
at Nashville: Vanderbilt leads 22-13-2

November 5 • 1 p.m.
Lexington

GENERAL INFORMATION

Location: Nashville, TN
Founded: 1873
Enrollment: 9,302
President: Joe B. Wyatt (Texas, '56)
Athletics Director: Paul Hoolahan (North Carolina, '71)
Conference: Southeastern
Nickname: Commodores
Colors: Black and Gold
Stadium: Vanderbilt
Capacity: 41,000
Playing Surface: AstroTurf
First Year of Football: 1890
All-Time Bowl Record: 1-1-1

MEDIA INFORMATION

SID: Rod Williamson
Office Phone: (615) 322-4121
Home Phone: (615) 794-1839
Assistant SID: Andrew Maraniss
Home Phone: (615) 297-8897
SID Mailing Address: VU Athletic Dept., P.O. Box 120158, Nashville, TN 37212
SID FAX: (615) 343-7064

COACHING STAFF

Head Coach: Gerry DiNardo (Notre Dame, '75)
Record at School: 13-20 (3 years)
Career Record: 13-20 (3 years)
Football Office Phone: (615) 322-3565
Assistant Coaches: Ron Case (Carson-Newman, '73) - Secondary; Bill Elias (Massachusetts, '77) - Defensive Ends Recruiting Coordinator; Don Frease (Oregon, '72) - Offensive Coordinator Tight Ends; Hal Hunter (Northwestern, '82) - Offensive Line; Ed Lambert (Cal State-Hayward, '70) - Running Backs; Bob McConnell (Maine, '73) - Wide Receivers; Jerome "Jappy" Oliver (Purdue, '78) - Linebackers; Carl Reese (Missouri, '66) - Defensive Coordinator; Chris Symington (Colorado, '88) - Defensive Tackles

1994 OUTLOOK

Basic Offense: I-Bone
Basic Defense: 4-3
1993 Record: 4-7
1993 Conference Record (Place): 1-7 (6th East)
Bowl: none
Lettermen Returning: 25 (14 offense; 9 defense, 2 spec.)


Gerry DiNardo


Gerald Collins


Eric Lewis

Lettermen Lost: 24 (12 offense; 12 defense, 0 spec.)
Starters Returning: 11 (7 offense, 4 defense)
Starters Lost: 11

RETURNING STATISTICAL LEADERS

Rushing	Att	Yds	Avg.	TD
Cliff Deese	78	315	4.0	2
Jermaine Johnson	52	207	4.0	2

Passing	Comp	Att	Int	Yds	Pct.	TD
Ronnie Gordon	40	98	4	400	40.8	0

Receving	Rec	Yds	Avg.	Avg/Game	TD
Kenny Simon	15	166	11.1	16.6	0
Sanford Ware	7	97	13.9	8.8	0
Jason Tomichek	7	71	10.1	6.5	0

Tackles	Total	Solo	Asst.	Int	Sacks	TFL's
Gerald Collins	86	58	28	0	2	6(-31)
James Manley	65	43	22	0	2.5	7.5(-30)
Brian Boykin	40	19	21	0	2	6.5(-19)

1994 SCHEDULE

Sept.	3	WAKE FOREST	7 p.m.
Sept.	10	at Alabama	1:30 p.m.
Sept.	17	OLE MISS	7 p.m.
Oct.	1	at Arkansas	3 p.m.
Oct.	8	at Cincinnati	7 p.m.
Oct.	15	at Georgia	1 p.m.
Oct.	22	SOUTH CAROLINA	1 p.m.
Oct.	29	NORTHERN ILLINOIS	1 p.m.
Nov.	5	at Kentucky	1 p.m.
Nov.	19	FLORIDA	1 p.m.
Nov.	26	TENNESSEE	1 p.m.

1993 RESULTS (4-7)

Sept.	4	W	at Wake Forest	27-12
Sept.	11	L	ALABAMA	17-6
Sept.	18	L	at Ole Miss	49-7
Oct.	2	L	AUBURN	14-10
Oct.	9	W	CINCINNATI	17-7
Oct.	16	L	GEORGIA	41-3
Oct.	23	L	at South Carolina	22-0
Nov.	6	W	KENTUCKY	12-7
Nov.	13	W	NAVY	41-7
Nov.	20	L	at Florida	52-0
Nov.	27	L	at Tennessee	62-14

Returning Offensive Starters (7)

	Pos.	Ht.	Wt.	Cl.
Owen Neil	OT	6-5	300	Jr.
Richard Saenz	C	6-4	275	Sr.
Robert Couch	TE	6-6	290	Jr.
Kenny Simon	SE	6-0	193	Jr.
Ronnie Gordon	QB	6-1	182	So.
Royce Love	FB	6-2	240	Jr.
Eric Lewis	WB	6-0	210	Sr.

Returning Defensive Starters (4)

	Pos.	Ht.	Wt.	Cl.
James Manley	DT	6-4	288	Jr.
Brian Boykin	DT	6-3	275	So.
Gerald Collins	LB	6-3	248	Sr.
Eric Vance	SS	6-4	218	So.

Northeast Louisiana

November 12 • 1 p.m.
Lexington

GENERAL INFORMATION
Location: Monroe, LA
Founded: 1931
Enrollment: 11,571
President: Lawson L. Swearingen (NLU, '66)
Athletics Director: TBA
Conference: 1-A Independent
Nickname: Indians
Colors: Maroon and Gold
Stadium: Malone
Capacity: 30,427
Playing Surface: Grass
First Year of Football: 1931
All-Time Bowl Record: none

MEDIA INFORMATION
SID: Robby Edwards
Office Phone: (318) 342-5460
Home Phone: (318) 345-1240
SID Mailing Address: Malone Stadium, 308 Stadium Drive, Northeast Louisiana University, Monroe, LA 71209
SID FAX: (318) 342-5464
Press Box Phone: (318) 342-5468

COACHING STAFF
Head Coach: Ed Zaunbrecher
Record at School: 1st year
Career Record: 1st year
Football Office Phone: (318) 342-5366
Assistant Coaches: Dave Dunkelberger (DePaul, '61) - Defensive Coordinator; Jim Holland (Appalachian St., '72) - Linebackers; Thielen Smith (LSU, '77) - Defensive Line; Steve Ryan (Clemson, '80) - Defensive Backs; George Haffner (McNeese, '67) - Quarterbacks; Tucker Peavey (Southern Miss., '86) - Offensive Line; Bill Shimek (Central Arkansas, '64) - Running Backs; Pat Lambert (NLU, '74) - Tight Ends; David Arnsparger (Florida, '87) - Wide Receivers

1994 OUTLOOK
Basic Offense: Multiple
Basic Defense: Multiple
1993 Record: 9-3
1993 Conference Record (Place): 6-1 (2nd)
Bowl: 1-AA Playoff - lost to Idaho 34-31
Lettermen Returning: 43 (24 offense; 16 defense, 3 spec.)
Lettermen Lost: 22 (8 offense; 13 defense, 1 spec.)
Starters Returning: 9 (6 offense, 3 defense)
Starters Lost: 14


Ed Zaunbrecher


James Boyett


Conrad Clarks

RETURNING STATISTICAL LEADERS

Rushing	Att	Yds	Avg.	TD
Eric Foster	52	268	5.2	6
*Sammie Fudge	39	203	5.2	3

Passing	Comp	Att	Int	Yds	Pct.	TD
Raymond Philyaw	6	10	0	96	.600	1
Brent Scott	1	1	0	10	1.000	0

Receving	Rec	Yds	Avg.	Avg/Game	TD
Stepfret Williams	40	729	23.2	84.5	10
Kevin Washington	36	421	11.7	42.1	3
Charles Randolph	16	183	11.4	22.9	4

Tackles	Total	Solo	Asst.	Int	Sacks	TFL's
Damon Poage	99	57	42	1	0	2(-4)
Conrad Clarks	69	51	18	3	0	2(-7)
Charles Green	50	28	20	0	0	0

1994 SCHEDULE

Sept.	3	at Colorado	2 p.m.
Sept.	10	at Auburn	1 p.m.
Sept.	17	at Georgia	noon
Sept.	24	at Nevada	3 p.m.
Oct.	1	Weber State	7 p.m.
Oct.	8	at Wyoming	2 p.m.
Oct.	15	Central Florida	7 p.m.
Oct.	22	Jacksonville State	7 p.m.
Nov.	5	at BYU	1 p.m.
Nov.	12	at Kentucky	noon
Nov.	19	North Texas	7 p.m.

Times listed are Central

1993 RESULTS (9-3)

Sept.	4	W	at E. Washington	34-13
Sept.	11	W	EASTERN KENTUCKY	40-14
Sept.	18	L	at Southern Miss	44-37
Sept.	25	W	at Nicholls State	51-30
Oct.	2	W	NORTHWESTERN ST.	26-24
Oct.	9	L	McNEESE STATE	34-26
Oct.	16	W	at SW Texas	40-2
Oct.	23	W	STEPHEN F. AUSTIN	26-10
Oct.	30	W	at Arkansas St.	42-10
Nov.	13	W	at Sam Houston St.	48-10
Nov.	20	W	NORTH TEXAS	61-31
Nov.	27	L	IDAHO	34-31

(1-AA Playoff)

Returning Offensive Starters (6)

	Pos.	Ht.	Wt.	Cl.
Stepfret Williams	SE	6-2	170	Jr.
James Boyett	TE	6-5	250	Jr.
Lorenzo Boyette	OT	6-7	310	Sr.
Alvin Paschal	OG	6-5	305	Sr.
John Barbee	C	6-5	280	Sr.
Kevin Washington	WR	5-10	165	Jr.

Returning Defensive Starters (3)

	Pos.	Ht.	Wt.	Cl.
Damon Poage	LB	5-10	235	Sr.
Connery Wilson	CB	5-11	182	Sr.
Conrad Clarks	SS	5-11	210	Sr.

Series Scores

First Meeting

Tennessee

Series Scores

(Tennessee leads series, 57-23-9)

Year	UK Record	UT Record	Site	Score
1893	1-0-0	0-0-0	Knoxville	Kentucky, 56-0
1899	2-0-1	1-2-0	Knoxville	Tennessee, 12-0
1901	1-5-1	2-3-1	Knoxville	Tennessee, 5-0
1906	2-2-0	1-2-0	Lexington	Kentucky, 21-0
1907	4-1-0	5-1-0	Knoxville	Tied, 0-0
1908	1-0-0	2-0-0	Knoxville	Tennessee, 7-0
1909	3-0-0	0-1-1	Lexington	Kentucky, 17-0
1910	6-0-0	2-4-0	Knoxville	Kentucky, 10-0
1911	6-3-0	3-3-2	Lexington	Kentucky, 12-0
1912	5-2-0	4-2-0	Knoxville	Kentucky, 13-6
1913	6-1-0	5-3-0	Lexington	Tennessee, 13-7
1914	5-2-0	8-0-0	Knoxville	Tennessee, 23-6
1915	5-1-1	4-3-0	Lexington	Kentucky, 6-0
1916	4-1-1	8-0-0	Knoxville	Tied, 0-0
1919	2-4-1	3-2-3	Lexington	Kentucky, 13-0
1920	3-3-1	6-2-0	Knoxville	Tennessee, 14-7
1921	4-3-0	6-2-0	Lexington	Tied, 0-0
1922	6-2-0	7-2-0	Knoxville	Tennessee, 14-7
1923	4-2-2	4-4-1	Lexington	Tennessee, 18-0
1924	3-4-0	3-4-0	Knoxville	Kentucky, 27-6
1925	5-3-0	5-1-1	Lexington	Kentucky, 23-20
1926	2-5-1	7-1-0	Knoxville	Tennessee, 6-0
1927	3-5-1	7-0-1	Lexington	Tennessee, 20-0
1928	4-3-0	8-0-0	Knoxville	Tied, 0-0
1929	6-1-0	8-0-0	Lexington	Tied, 6-6
1930	5-2-0	7-1-0	Knoxville	Tennessee, 8-0
1931	4-2-1	8-0-0	Lexington	Tied, 6-6
1932	4-4-0	7-0-1	Knoxville	Tennessee, 26-0
1933	5-4-0	6-2-0	Lexington	Tennessee, 27-0
1934	5-4-0	6-2-0	Knoxville	Tennessee, 19-0
1935	4-4-0	4-4-0	Lexington	Kentucky, 27-0
1936	6-3-0	5-2-1	Knoxville	Tennessee, 7-6
1937	4-4-0	4-3-1	Lexington	Tennessee, 13-0
1938	2-6-0	8-0-0	Knoxville	Tennessee, 46-0
1939	6-1-1	8-0-0	Lexington	Tennessee, 19-0
1940	5-2-2	8-0-0	Knoxville	Tennessee, 33-0
1941	5-3-0	6-2-0	Lexington	Tennessee, 20-7
1942	3-5-1	6-1-1	Knoxville	Tennessee, 26-0
1944	1-0-0	0-0-0	Knoxville	Tennessee, 26-13
1944	3-5-0	6-0-1	Lexington	Tennessee, 21-7
1945	2-7-0	6-1-0	Lexington	Tennessee, 14-0
1946	7-2-0	7-1-0	Knoxville	Tennessee, 7-0
1947	8-2-0	3-5-0	Lexington	Tennessee, 13-6
1948	4-3-1	4-3-1	Knoxville	Tied, 0-0
1949	8-1-0	5-2-1	Lexington	Tennessee, 6-0
1950	10-0-0	8-1-0	Knoxville	Tennessee, 7-0
1951	7-3-0	8-0-0	Lexington	Tennessee, 28-0
1952	5-3-1	7-1-0	Knoxville	Tied, 14-14
1953	6-2-1	5-2-1	Lexington	Kentucky, 27-21
1954	6-3-0	4-4-0	Knoxville	Kentucky, 14-13
1955	5-3-1	5-2-1	Lexington	Kentucky, 23-0
1956	6-3-0	8-0-0	Knoxville	Tennessee, 20-7
1957	2-7-0	6-2-0	Lexington	Kentucky, 20-6
1958	4-4-1	3-5-0	Knoxville	Kentucky, 6-2
1959	3-6-0	5-2-1	Lexington	Kentucky, 20-0
1960	5-4-0	5-2-1	Knoxville	Tied, 10-10
1961	5-4-0	4-4-0	Lexington	Tennessee, 26-16
1962	2-5-2	3-5-0	Knoxville	Kentucky, 12-10
1963	3-5-1	3-5-0	Lexington	Tennessee, 19-0
1964	4-5-0	4-3-1	Knoxville	Kentucky, 12-7
1965	6-3-0	4-1-2	Lexington	Tennessee, 19-3
1966	3-5-1	5-3-0	Knoxville	Tennessee, 28-19
1967	2-7-0	7-1-0	Lexington	Tennessee, 17-7
1968	3-6-0	6-1-1	Knoxville	Tennessee, 24-7
1969	2-7-0	7-1-0	Lexington	Tennessee, 31-26
1970	2-8-0	7-1-0	Knoxville	Tennessee, 45-0
1971	3-7-0	6-2-0	Lexington	Tennessee, 21-7
1972	3-7-0	7-2-0	Knoxville	Tennessee, 17-7
1973	5-5-0	6-3-0	Lexington	Tennessee, 16-14
1974	6-4-0	5-3-1	Knoxville	Tennessee, 24-7
1975	2-7-1	5-4-0	Lexington	Tennessee, 17-13
1976	7-3-0	5-4-0	Knoxville	Kentucky, 7-0
1977	9-1-0	3-6-0	Lexington	Kentucky, 21-17
1978	4-5-1	3-5-1	Knoxville	Tennessee, 29-14
1979	5-5-0	5-4-0	Lexington	Tennessee, 20-17
1980	3-7-0	3-6-0	Knoxville	Tennessee, 45-14
1981	2-8-0	6-3-0	Lexington	Kentucky, 21-10
1982	0-9-1	5-3-1	Knoxville	Tennessee, 28-7
1983	6-3-1	6-3-0	Lexington	Tennessee, 10-0
1984	7-3-0	6-2-1	Knoxville	Kentucky, 17-12
1985	5-5-0	6-1-2	Lexington	Tennessee, 42-0
1986	5-4-1	4-5-0	Knoxville	Tennessee, 28-9
1987	5-5-0	7-2-1	Lexington	Tennessee, 24-22
1988	5-5-0	3-6-0	Knoxville	Tennessee, 28-24
1989	6-4-0	8-1-0	Lexington	Tennessee, 31-10
1990	4-6-0	6-2-2	Knoxville	Tennessee, 42-28
1991	3-7-0	7-2-0	Lexington	Tennessee, 16-7
1992	4-6-0	6-3-0	Knoxville	Tennessee, 34-13
1993	6-4-0	6-2-1	Lexington	Tennessee, 48-0

SERIES INFORMATION
First Meeting: 1893, Kentucky 56-0 (Knoxville)
Last Meeting: 1993, Tennessee 48-0 (Lexington)
Current Streak: Tennessee has won last 9 meetings.
at Lexington: Tennessee leads 27-13-3
at Knoxville: Tennessee leads 30-10-6

November 19 • TBA
Knoxville

GENERAL INFORMATION
Location: Knoxville, TN
Founded: 1794
Enrollment: 25,890
President: Dr. Joseph E. Johnson (Birmingham-Southern, '55)
Athletics Director: Doug Dickey (Florida, '54)
Conference: Southeastern
Nickname: Volunteers
Colors: Orange and White
Stadium: Neyland
Capacity: 91,902
Playing Surface: Grass
First Year of Football: 1891
All-Time Bowl Record: 18-16

MEDIA INFORMATION
SID: Bud Ford
Office Phone: (615) 974-1212
Home Phone: (615) 922-1657
Associate AD: Haywood Harris
Home Phone: (615) 584-3347
Associate SID: David Grim
Home Phone: (615) 947-1792
SID Mailing Address: P.O Box 15016, Knoxville, TN 37901-5016
SID FAX: (615) 974-1269
Press Box Phone: (615) 974-2937

COACHING STAFF
Head Coach: Phillip Fulmer (Tennessee, '72)
Record at School: 13-2-1 (2 years)
Career Record: 13-2-1 (2 years)
Football Office Phone: (615) 974-1235
Assistant Coaches: Kippy Brown (Memphis St., '77) - Assistant Head Coach Wide Receivers; David Cutcliffe (Alabama, '76) - Offensive Coordinator Quarterbacks; Larry Marmie (Eastern Kentucky, '65) - Defensive Coordinator; Mark Bradley (Samford, '60) - Tight Ends; Johnny Chavis (Tennessee, '79) -Linebackers; Dan Brooks (Western Carolina, '76) - Defensive Line; Steve Marshall (Louisville, '80) - Offensive Line; Randy Sanders (Tennessee, '87) - Running Backs; Lovie Smith (Tulsa, '79) - Defensive Backs

1994 OUTLOOK
Basic Offense: Multiple
Basic Defense: 4-3
1993 Record: 9-2-1
1993 Conference Record (Place): 6-1-1 (2nd East)
Bowl: Citrus - lost to Penn State 31-13
Lettermen Returning: 48 (26 offense; 20 defense, 2 spec.)


Phillip Fulmer


John Becksvoort


Ben Talley

Lettermen Lost: 19 (7 offense; 10 defense, 2 spec.)
Starters Returning: 12 (7 offense, 5 defense)
Starters Lost: 10

RETURNING STATISTICAL LEADERS

Rushing	Att	Yds	Avg.	TD
James Stewart	86	537	6.2	9
Aaron Hayden	28	217	7.8	1

Passing	Comp	Att	Int	Yds	Pct.	TD
Jerry Colquitt	19	26	1	233	731	4
Todd Helton	5	9	0	78	556	2

Receving	Rec	Yds	Avg.	Avg/Game	TD
Billy Williams	39	513	13.2	46.6	5
Mose Phillips	21	165	7.9	15.0	0
Joey Kent	10	209	20.9	19.0	5

Tackles	Total	Solo	Asst.	Int	Sacks	TFL's
Ben Talley	87	56	31	0	4	7(-20)
Jason Parker	61	43	18	4	0	2(-5)
Scott Galyon	54	36	18	1	1	4(-8)

1994 SCHEDULE

Sept.	3	at UCLA
Sept.	10	at Georgia
Sept.	17	FLORIDA
Sept.	24	at Mississippi State
Oct.	1	WASHINGTON STATE
Oct.	8	ARKANSAS
Oct.	15	ALABAMA
Oct.	29	at South Carolina
Nov.	12	MEMPHIS
Nov.	19	KENTUCKY
Nov.	26	at Vanderbilt

1993 RESULTS (9-2-1)

Sept.	4	W	LOUISIANA TECH	50-0
Sept.	11	W	GEORGIA	38-6
Sept.	18	L	at Florida	41-34
Sept.	25	W	LSU	42-20
Oct.	2	W	DUKE	52-19
Oct.	9	W	at Arkansas	28-14
Oct.	16	T	at Alabama	17-17
Oct.	30	W	SOUTH CAROLINA	55-3
Nov.	6	W	LOUISVILLE	45-10
Nov.	20	W	at Kentucky	48-0
Nov.	27	W	VANDERBILT	62-14
Jan.	1	L	Penn State (Citrus Bowl)	31-13

Returning Offensive Starters (7)

	Pos.	Ht.	Wt.	Cl.
David Horn	TE	6-4	248	Jr.
Jason Layman	OT	6-5	287	Jr.
Kevin Mays	OG	6-4	284	Sr.
Bubba Miller	C	6-1	288	Jr.
Jeff Smith	OG	6-3	310	Jr.
Leslie Ratliffe	OT	6-7	302	Jr.
Mose Phillips	RB	6-0	221	Sr.
SPECIALISTS RETURNING (2)				
John Becksvoort	PK	6-1	177	Sr.
Tom Hutton	P	6-1	195	Sr.

Returning Defensive Starters (5)

	Pos.	Ht.	Wt.	Cl.
Scott Galyon	LB	6-2	232	Jr.
Ben Talley	LB	6-3	239	Sr.
DeRon Jenkins	CB	5-11	167	Jr.
Jason Parker	FS	6-0	192	Jr.
Ronald Davis	DB	5-11	197	Sr.



THE '93 REVIEW

THINGS LOOK PEACHY IN KENTUCKY

BY DAVID KOBUSZEWSKI, MEDIA RELATIONS ASSISTANT

"Last season made a very clear impression on anybody who looks at these kinds of things; and that impression is that Kentucky can win football games. We were literally three plays from being in the SEC Championship game. Getting to the bowl, even though it wasn't pretty how we did it, and playing in the bowl, even though we didn't win, and the experience of being in Atlanta, because so many of our people went, generated the kind of excitement about Kentucky football that is unbelievable."

— Kentucky Head Coach Bill Curry

It's hard to believe that four 15-minute quarters of collegiate football could come down to one play to determine a winner and a loser. It's even harder to believe that four of Kentucky's games last season came down to that one play. It's upsetting to UK fans to remember that those four plays cost the Wildcats a potential 10-2 season, which would have been their most successful season since 1977 and just their third 10-win season ever. Plus, it would have provided a chance to play in the SEC Championship game. But it's reassuring to remember that the Wildcats still earned a return to the bowls for the first time since 1984.

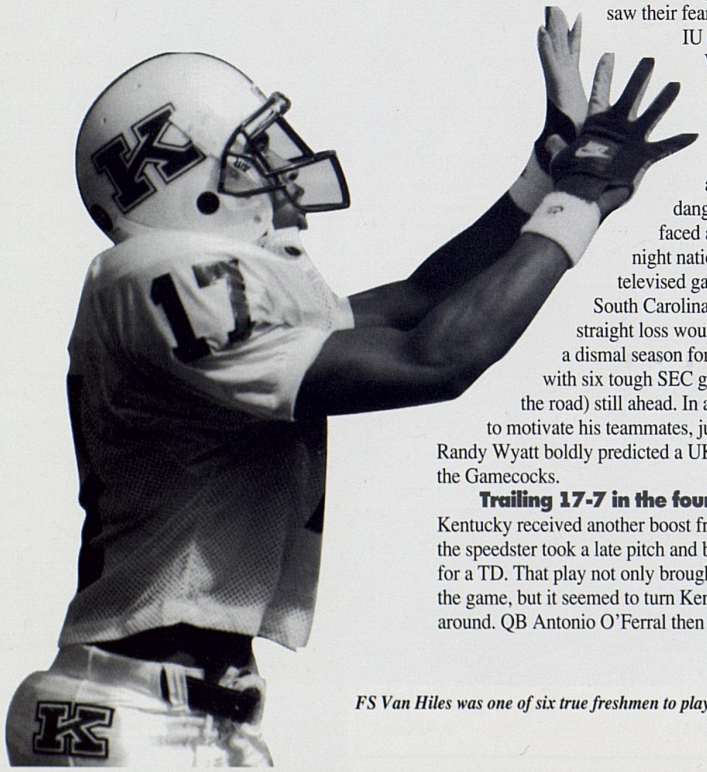

FS Van Hiles was one of six true freshmen to play in 1993.

The season started on Sept. 4, when the Wildcats opened their campaign in Commonwealth Stadium against the Kent Golden Flashes. Impressive from the start, UK pounded its Mid-American Conference opponent 35-0 to record the first shutout in Bill Curry's UK tenure. QB Pookie Jones led the Cats with a career-high 138 yards rushing and 181 yards passing for a total of 311 yards and two touchdowns. Jones added two TD passes, a 56-yarder to Alfonzo Browning and a 28-yarder to Terry Samuels. The Wildcats then began preparing to host the seventh-ranked Florida Gators. Not only had UK not beaten a top-10 team since 1977, but it had not defeated the Gators in six-straight tries.

Commonwealth Stadium's sixth-largest crowd ever (58,175) witnessed the Wildcats come within one play of defeating the Gators as QB Dan Wuerffel hit a streaking Chris Doering in the end zone with the winning 28-yard TD with :03 left. UK had forced the Gators into seven interceptions — three by Marcus Jenkins — but they weren't enough as Florida survived, 24-20.

The following week UK headed to Indiana. The UK coaching staff, fearing a letdown by the Kentucky players following the heartbreaking Florida loss, saw their fears realized as IU downed the Wildcats 24-8. **A once-promising season** appeared in danger as UK next faced a Thursday night nationally-televised game against South Carolina. A third-straight loss would surely mean a dismal season for Kentucky, with six tough SEC games (three on the road) still ahead. In a move hoping to motivate his teammates, junior SE Randy Wyatt boldly predicted a UK victory over the Gamecocks.

Trailing 17-7 in the fourth quarter, Kentucky received another boost from Wyatt as the speedster took a late pitch and bolted 64 yards for a TD. That play not only brought UK back in the game, but it seemed to turn Kentucky's season around. QB Antonio O'Ferral then engineered the Cats' 13-play, 81-yard game-winning scoring drive which propelled Kentucky to a 21-17 victory.

Standing 2-2 overall and 1-1 in the conference, Kentucky won three of its next four games. The first win was a 21-0 shutout, UK's second of the season, over the 25th- ranked Ole Miss Rebels, who had previously boasted the nation's second-best defense. A week later, UK defeated the LSU Tigers 35- 17 to secure a third-straight SEC victory for the first time since 1977.



FL Clyde Rudolph catches a 21-yard pass in the Peach Bowl.

UK then lost a brutal 33-28 decision at Georgia in another game that came down to one play. After surrendering 24 first-half points, UK's defense allowed Georgia only a FG in the second half before a UK fumbled punt attempt gave the Bulldogs another scoring opportunity. Georgia's Eric Zeier capitalized with his third TD pass of the game, this one the game-winner. A bright spot for the Wildcats was freshman-sensation Moe Williams, who gallantly rushed for 159 yards and a TD to set a UK freshman school record.

Next for the Wildcats was a 26-17 victory over Mississippi State in damp 40-degree Starkville weather. UK took a 26-3 lead into the fourth quarter, then thwarted State's late comeback.

Boasting a 5-3 record overall and a 4-2 SEC mark, most thought that a bowl was inevitable for the Wildcats. But they still needed a sixth victory to secure a berth. UK hoped it would come against its nemesis, Vanderbilt, which had defeated the Wildcats the last two years. Once again, it came down to one play as the Commodores came out on top. Kentucky, which struggled offensively but dominated on defense, did not allow Vanderbilt's offense in its end zone. But an interception returned for a TD, a FG and safety gave the Commodores all the points they needed to win 12-7.

Next a 2-7 East Carolina team came to Lexington with the intention of spoiling the Wildcats' postseason hopes. And as Nicky Nickels' potential game-winning 22-yard FG sailed wide right with just 1:45 left and the score tied 3-3 it looked as if the Pirates had accomplished their goal. But UK, led by senior captain Marty Moore, refused to give up. After Adrian Sherwood forced an ECU fumble that bounced dangerously close to going out of bounds, Moore snared it to give Kentucky's season a second chance. Nickels made good on his own second chance, this time from 29 yards, which gave the Wildcats their sixth win of the season.

UK's celebration was short-lived as the seventh-ranked Tennessee Volunteers rolled into town the following weekend and quickly saddled the Wildcats with their worst loss in more than 70 years, 48-0.

But the season wasn't over as Kentucky received a bowl bid for the first time in nine years. The Wildcats had a month to prepare to meet 25th-ranked Clemson in the 26th-annual PEACH BOWL in Atlanta, Ga. The bowl trip was a success for Kentucky in every way but the final score of the game. For the fourth and final time, a single play cost UK a chance to win. Clemson defeated the Wildcats 14-13 on a last-minute third-down 21-yard TD pass.

When the dust finally cleared, Kentucky's 1993 season was an inspiring success story. Twice, the season looked headed for disaster and twice the Wildcats resuscitated it:

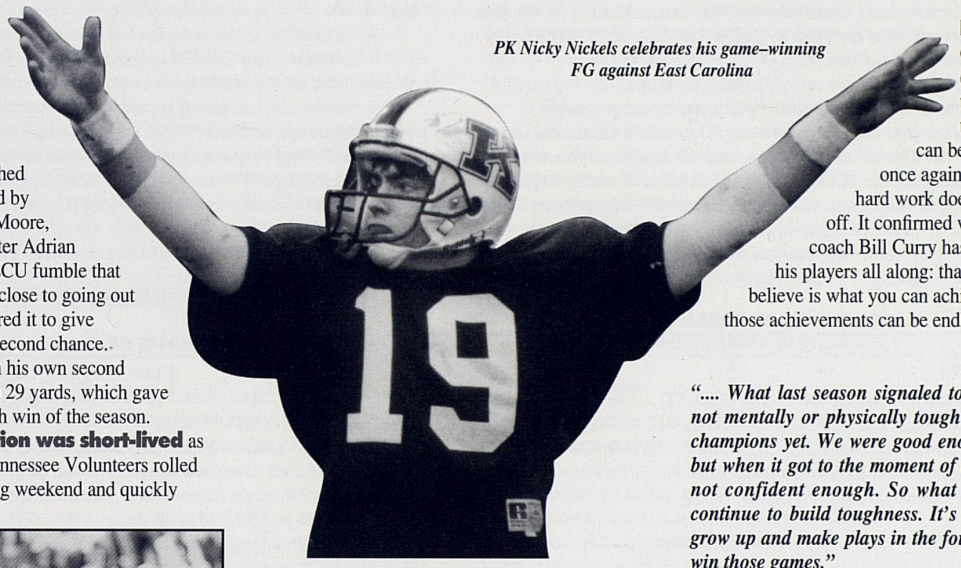

PK Nicky Nickels celebrates his game–winning FG against East Carolina

First with the dramatic fourth quarter rally at South Carolina; then the miraculous muddy victory over ECU to guarantee UK its first regular-season winning record in four years. On top of that, the UK players and fans were rewarded with a trip to the PEACH BOWL. Somehow, someway the 1993 Wildcats were driven to find success.



LB Eric Wright wrestles with Georgia's Jeff Thomas.

Picked by the preseason prognosticators to finish last, UK's 4-4 league ledger placed the Cats third in the SEC Eastern division and fourth overall — both bests for UK since the 1977 squad finished second overall. UK improved from dead last in total defense in the SEC to seventh, and, with the help of two shutouts, UK improved from last to fifth in scoring defense. Offensively, UK improved its rushing average from 172.2 yards per game to 210.5 per outing, which improved the Wildcats from sixth in the conference to third in that category.

Many Wildcats made their mark in the Kentucky annals. Senior LB Marty Moore finished his stellar career fourth on the UK tackles chart with 462. Junior QB Pookie Jones became UK's second all-time total offense leader with 4,313 yards and is ranked in the top six of five other offensive categories. Freshman HB Moe Williams finished with Kentucky's sixth-best rushing season ever after compiling 928 yards on 164 carries, and his 5.7 yards-per- carry average ranks second behind Mark Higgs' 6.6 average in 1987.

Kentucky's 6-6 year demonstrated that football in the Bluegrass can be successful once again. It proved that hard work does in fact pay off. It confirmed what head coach Bill Curry has been telling his players all along: that what you believe is what you can achieve and that those achievements can be endless.

".... What last season signaled to me is we are not mentally or physically tough enough to be champions yet. We were good enough last year, but when it got to the moment of truth, we were not confident enough. So what we do now is continue to build toughness. It's time for us to grow up and make plays in the fourth quarter to win those games."

— Bill Curry

DT Roger Sullivan and AB Antonio O'Ferral contemplate Kentucky's hard-fought season.



1993 Kentucky Game-by-Game

Game One: UK 35, Kent 0



(Attendance: 55,800)

Lexington, Ky. — The University of Kentucky opened the 1993 season on Sept. 4, with a 35-0 drubbing of Kent, a member of the Mid-American Conference, in front of a crowd of 55,800 at Commonwealth Stadium.

Kentucky's offense was powered by junior quarterback Pookie Jones, who tallied 311 total yards for the Cats and was responsible for four touchdowns, two on the ground and two through the air.

In the first quarter, UK's defense held Kent to 17 total yards and didn't allow the Golden Flashes a single first down, as Kent never got beyond its own 38-yard line. UK opened the scoring with 3:26 left in the first quarter when Jones found WB Alfonzo Browning for a 56-yard TD pass. The Cats' next score came after a 9-play, 64-yard drive which was capped by Jones' 9-yard TD run. The half ended with UK leading 14-0.

In the third stanza, both teams struggled offensively as each team was forced to punt three times, but in the fourth period, the Wildcats scored on three straight possessions. The first score occurred after a 7-play, 63-yard drive which ended when Jones threw a 28-yard TD strike to TE Terry Samuels. On Kent's next possession, SS Leman Boyd intercepted Mike Acie's pass and returned it to the Kentucky 40-yard line. The very next play, Jones started to option left, then reversed field for a 60-yard TD run. Jones hit Samuels for the two-point conversion, extending UK's lead to 28-0.

Freshman TB Donnell Gordon ended the scoring after taking a pitch from QB Antonio O'Ferral and darting for a 9-yard TD.

SCORING SUMMARY

Kent	0	0	0	0 — 0
Kentucky	7	7	0	21 — 35

UK — Browning, 56-yard pass from Jones (Claiborne PAT) ... 3:26 1st Qtr
UK — Jones 9-yard run (Claiborne PAT) ... 2:44 2nd Qtr
UK — Samuels, 28-yard pass from Jones (PAT blocked) ... 13:14 4th Qtr
UK — Jones 60-yard run (Samuels from Jones) ... 11:19 4th Qtr
UK — Gordon 9-yard run (Leonoff PAT) ... 8:06 4th Qtr

TEAM STATISTICS	Kentucky	Kent
First Downs	22	11
Rush Attempts/Net Rushing	55/309	33/65
Passint C/A/I	7/13/2	9/35/2
Net Passing Yards	197	112
Offensive Plays	68	68
Total Offense	506	177
Fumbles/Lost	3/1	4/1
Penalties/Yards	4/20	8/79
Punts/Average	6/32.8	11/38.9
Third Down Conversions	6 of 13	5 of 18
Time of Possession	31:21	28:39

INDIVIDUAL STATISTICS

Rushing — Kentucky: Jones 16-138-2TD, Williams 13-65, Hood 9-56
Kent: Acie 12-38, T. Robinson 8-23
Passing — Kentucky: Jones6/12/2/181/2TD
Kent: Acie 9/35/2/112/0TD
Receiving — Kentucky: Browning1-56TD, Rudolph 1-44, Samuels 1-28TD
Kent: Dusho 3-33, T. Britt 1-20, Santiago 1-20
Tackles — Kentucky: Moore 8, Snardon 5, Stinson 5

Game Two: Florida 24, UK 20



(Attendance: 58,175)

Lexington, Ky. — Saturday Sept. 11th, the University of Kentucky came within one play of defeating a top-10 team for the first time since 1977, but Florida's TD pass with three seconds left ended all hopes of a Wildcats victory.

After receiving the opening kickoff, Florida engaged in a 15-play, 66-yard drive which stalled on the UK 14-yard line, forcing the Gators to settle for a 31-yard FG. After Kentucky was forced to punt, UF quarterback Terry Dean's pass was intercepted by Marcus Jenkins and returned to the Gator 40-yard line. Six plays later quarterback Pookie Jones found WB Alfonzo Browning in the end zone for a three-yard TD to give UK a 7-3 lead.

Florida ended the scoring in the first half when the Gators gambled on a fourth-and-goal from the one-yard line as Dean leaped over the top for the TD. The conversion failed and UF went to the lockerroom leading Kentucky 9-7.

Kentucky received the kickoff to start the second half and moments later, from the Cats' 30-yard line, freshman TB Moe Williams sprinted for a 70-yard TD, giving UK a 14-9 lead. Three possessions later, after a 17-play, 82-yard drive UK's Juha Leonoff booted a 22-yard FG to extend the Wildcats' lead to 17-9. Florida answered with a 10-play, 88-yard drive capped by a 19-yard TD pass and a two-point conversion which knotted it at 17-17.

CB Willie Cannon's interception led to Leonoff's 25-yard FG, making it 20-17 with 1:23 left, but with :03 left on the clock, UF QB Dan Wuerffel found SE Chris Doering in the end zone for Florida's go-ahead TD.

SCORING SUMMARY

Florida	3	6	0	15 — 24
Kentucky	7	0	7	6 — 20

Fla — Davis 31-yard FG ... 9:30 1st Qtr
UK — Browning, 3-yard pass from Jones (Leonoff PAT) ... :59 1st Qtr
Fla — Dean 1-yard run (conversion failed) ... 3:21 2nd Qtr
UK — Williams 70-yard run (Leonoff PAT) ... 13:16 3rd Qtr
UK — Leonoff 22-yard FG ... 10:32 4th Qtr
Fla — Doering, 19-yard pass from Wuerffel (Wuerffel pass to Jackson) ... 7:36 4th Qtr
UK — Leonoff 25-yard FG ... 1:23 4th Qtr
Fla — Doering, 28-yard pass from Wuerffel (Davis PAT) ... :03 4th Qtr

TEAM STATISTICS	Kentucky	Florida
First Downs	13	29
Rush Attempts/Net Rushing Yards	40/210	35/198
Passing C/A/I	6/15/1	28/52/7
Net Passing Yards	41	288
Offensive Plays	55	87
Total Offense	251	486
Fumbles/Lost	1/0	1/0
Penalties/Yards	2/15	14/127
Punts/Average	7/37.2	2/48.5
Third Down Conversions	2 of 13	9 of 14
Time of Possession	30:21	29:39

INDIVIDUAL STATISTICS

Rushing — Kentucky: Williams 9-109-1TD1, Jones 13-42
Florida: Rhett 21-136, Dean 14-62-1TD
Passing — Kentucky: Jones5/13/1/40/1TD
Florida: Dean 18/30/4/150/0TD, Wuerffel 10/22/3/138/2TD
Receiving — Kentucky: Hobbs 1-16, Calvert 1-13, Browning 1-3TD
Florida: Doering 6-95-2TD, J. Jackson 6-54, Rhett 5-44
Tackles — Kentucky: Moore 14, D. Williams 10, D. Robinson 10

Game Three: Indiana 24, UK 8



(Attendance: 43,545)

Bloomington, Ind. — Indiana extended its 17-game home winning streak against non-conference opponents by defeating Kentucky 24-8.

After receiving the opening kickoff, Indiana gained nine yards on three plays, then went for it on 4th-and-1, but the UK defense held on IU's 29-yard line. With what seemed to be a perfect opportunity to score, UK gained only four yards in two plays and on 3rd-and-6, QB Pookie Jones was sacked, forcing the Cats to punt. And so the tone was set for a frustrating day offensively for the Wildcats.

Just :46 seconds into the second period, IU's Bill Manolopoulos booted a 25-yard FG for the only score in the first half. For the remainder of the half, both teams exchanged punts four times as neither offense could muster more than one first down each.

On Indiana's first possession of the second half, IU backs touched the ball twice before scoring. Michael Batts ran for 39 yards, then Jermaine Chaney bolted for a 40-yard TD, making it 10-0 in favor of the Hoosiers.

Things looked worse for the Cats as IU recovered a UK fumble on the Cats' own 15-yard line. But the Hoosiers came away empty as Steven Hall blocked a 28-yard FG attempt. UK's offense stalled there, turning the ball over to IU at the UK 35-yard line and the Hoosiers punched it in two plays later. IU added another TD before Kentucky could manage its only points of the day, a 24-yard scoring toss from QB Antonio O'Ferral to FB Michael Woodfork with 1:24 left in the game.

SCORING SUMMARY

Kentucky	0	0	0	8 — 8
Indiana	0	3	14	7 — 24

IU — Manolopoulos, 25-yard FG ... 14:14 2nd Qtr
IU — Chaney 40 yard run (Manolopoulos PAT) ... 11:53 3rd Qtr
IU — Chaney 5-yard run (Manolopoulos PAT) ... 7:30 3rd Qtr
IU — Williams 4-yard run (Manolopoulos PAT) ... 2:21 4th Qtr
UK — Woodfork, 24-yard pass from O'Ferral (O'Ferral run) ... 1:24 4th Qtr

TEAM STATISTICS	Kentucky	Indiana
First Downs	12	15
Rush Attempts/Net Rushing Yards	41/34	47/224
Passint C/A/I	15/28/2	8/19/0
Net Passing Yards	199	131
Offensive Plays	69	66
Total Offense	233	355
Fumbles/Lost	1/1	1/0
Penalties/Yards	6/45	6/45
Punts/Average	10/41.9	8/48.4
Third Down Conversions	3 of 16	3 of 15
Time of Possession	31:49	28:11

INDIVIDUAL STATISTICS

Rushing — Kentucky: Williams 10-32, O'Ferral 5-22, Jones 13-(-51)
Indiana: Batts 17-100, Chaney 10-84-2TD
Passing — Kentucky: Jones12/21/1/125/0TD, O'Ferral 3/7/1/74/1TD
Indiana: Paci 8/19/0/131/0TD
Receiving — Kentucky: Chatmon 3-64, Simms 2-50, Woodfork 1-24TD
Indiana: Matthews 1-48, Hales 1-30, Glover 3-26
Tackles — Kentucky: Moore 11, Jenkins 7, D. Williams 7

Game Four: UK 21, S. Carolina 17



(Attendance: 65,326)

Columbia, S.C. — The Kentucky Wildcats overcame a 10-point deficit with less than 12 minutes remaining in the game to pull off a 21-17 upset of South Carolina in front of 65,326 fans and a nationally-televised (ESPN) Thursday night audience.

Led by first-time starter QB Antonio O'Ferral, the Wildcats received the opening kick and marched 71 yards on seven plays, capped by FB Damon Hood's one-yard plunge just 2:29 into the game. South Carolina answered with a two-yard Brandon Bennett TD in the second period, and the score was 7-7 at the half.

Bennett added another TD in the third frame, and Reed Morton's 21-yard field goal with 12:58 left in the game gave South Carolina a 17-7 lead.

After taking the ensuing kickoff, UK scored on its fourth play from scrimmage when TB Randy Wyatt took a pitch from O'Ferral and scooted 64 yards down the right sideline to make it 17-14 with 11:47 left.

O'Ferral, a sophomore who stepped in for injured QB Pookie Jones, who had started in 21 straight games, led UK on another long drive, an 81-yard, 13-play march that ended with FB Michael Woodfork's one-yard TD dive at 4:55.

USC had two more chances to score, but both drives ended with UK SS Marcus Jenkins securing South Carolina turnovers. Jenkins recovered a fumble after LB Darryl Conn stripped the ball from Bennett with 3:48 on the clock. With 2:13 left, Jenkins picked off a Steve Taneyhill pass in the end zone. With South Carolina out of timeouts, UK picked up a first down on a second-and-three play and was then able to run out the clock.

SCORING SUMMARY

Kentucky	7	0	0	14 — 21
South Carolina	0	7	7	3 — 17

UK — Hood 1-yard run (Leonoff PAT) ... 12:31 1st Qtr
USC — Bennett 1-yard run (Morton PAT) ... 8:28 2nd Qtr
USC — Bennett 1-yard run (Morton PAT) ... 7:02 3rd Qtr
USC — Morton 21-yard FG ... 12:58 4th Qtr
UK — Wyatt 64-yard run (Leonoff PAT) ... 11:47 4th Qtr
UK — Woodfork 1-yard run (Leonoff PAT) ... 4:55 4th Qtr

TEAM STATISTICS	Kentucky	South Carolina
First Downs	18	17
Rush Attempts/Net Rushing Yards	56/303	41/176
Passing C/A/I	10/19/0	17/29/2
Net Passing Yards	97	225
Offensive Plays	75	70
Total Offense	400	401
Fumbles/Lost	2/2	1/1
Penalties/Yards	2/10	3/29
Punts/Average	5/39.2	6/35.2
Third Down Conversions	6 of 15	4 of 13
Time of Possession	30:41	29:19

INDIVIDUAL STATISTICS

Rushing — Kentucky: Wyatt 4-77-1TD, O'Ferral 17-56, Williams 9-55
South Carolina: Bennett 26-132-2TD, Pritchett 4-32
Passing — Kentucky: O'Ferral 10/19/0/97/0TD
South Carolina: Taneyhill 17/29/2/225/0TD
Receiving — Kentucky: Browning 4-64, Reeves 2-12
South Carolina: Reddick 5-77, Alford 1-36, Cates 2-33, Bennett 4-32
Tackles — Kentucky:Moore 11, Hall 8, Conn 8, Jenkins 7, Collins 7

1993 Kentucky Game-by-Game

Game Five: UK 21, Ole Miss 0



(Attendance: 57,075)

Lexington, Ky. — The Kentucky Wildcats put back-to-back SEC victories together in convincing fashion as the Cats scored 21 points against Ole Miss' second-ranked defense and shut out the Rebels' offense in front of 57,075 Homecoming fans.

Kentucky opened the game with a 21-play, 77-yard drive that consumed 8:57 off the clock and ended on Juha Leonoff's 28-yard field goal. After UK's defense denied the Rebels a first down, the offense controlled the ball on another long scoring drive. This time the Cats rolled 68 yards in nine plays, ending with Moe Williams' 3-yard TD run. Key plays in the drive were a 38-yard pass from QB Pookie Jones to WB Alfonzo Browning, a 16-yard pass from Jones to Browning, and a 4th-and-1 offsides penalty on Ole Miss.

UK's defense didn't allow Ole Miss a first down until 4:00 in the second quarter and never let the Rebels inside their 30-yard line. On UK's third possession, the Cats drove 68 yards in 14 plays before settling for Leonoff's second FG, this time from 20-yards, after a Jones-to-Browning TD pass was negated by an offensive interference penalty. At the half, UK held a 13-0 advantage on the scoreboard and a 43-16 advantage in plays run.

Kentucky found the end zone once more with 3:12 left in the game as Jones hit Mark Chatmon on a 33-yard TD strike, Chatmon's first of the year, sealing the Wildcats' second SEC upset in a row. Moe Williams added the two-point conversion for UK's final points.

SCORING SUMMARY

Ole Miss	0	0	0	0 — 0
Kentucky	3	10	0	8 — 21

UK — Leonoff 28-yard FG ... 6:03 1st Qtr
UK — Williams 3-yard run (Leonoff PAT) ... 14:19 2nd Qtr
UK — Leonoff 20-yard FG ... 5:27 2nd Qtr
UK — Chatmon, 33-yard pass from Jones (Williams run) ... 3:12 4th Qtr

TEAM STATISTICS	Kentucky	Ole Miss
First Downs	20	10
Rush Attempts/Net Rushing Yards	49/153	21/78
Passing C/A/I	25/13/0	27/17/3
Net Passing Yards	177	123
Offensive Plays	74	48
Total Offense	330	201
Fumbles/Lost	2/0	0/0
Penalties/Yards	5/48	7/58
Punts/Average	2/45.5	5/34.6
Third Down Conversions	6 of 15	3 of 10
Time of Possession	37:24	22:36

INDIVIDUAL STATISTICS

Rushing — Kentucky: Williams 18-73-1TD, Browning 4-35, Woodfork 3-19
Ole Miss: Courtney 8-38, Veasley 4-12
Passing — Kentucky: Jones 13/25/0/177/1TD
Ole Miss: Adams 9/14/1/58/0TD, Head 8/13/2/65/0TD
Receiving — Kentucky: Chatmon 6-79-1TD, Browning 4-73, Hood 2-14
Ole Miss: Brown 5-35, Smith 3-26, Courtney 2-16
Tackles — Kentucky: Moore 9, Conn 8, Collins 5, Jenkins 5

Game Six: UK 35, LSU 17



(Attendance: 54,750)

Lexington, Ky. — Kentucky entered the game as a rare favorite and promptly took care of business, taking a 14-0 lead on two-straight second-quarter possessions on its way to a soggy 35-17 victory over LSU.

Kentucky used a variety of weapons to defeat the Tigers and record its third-straight SEC victory. Freshman TB Moe Williams rushed for his second 100-yard performance of the year, with 106 yards on 16 carries, while FB Damon Hood added 45 yards and two TDs. TE Terry Samuels caught four passes for 51 yards and a TD, and QB Pookie Jones completed 14-of-22 passes for 164 yards, one TD, and no interceptions.

After a scoreless first quarter, Jones hit Samuels with a 19-yard TD toss over the middle, making it UK 7, LSU 0. On its next possession, UK marched 79 yards in 17 plays for Williams' two-yard TD. LSU's Andre LaFleur nailed a 46-yard FG as time expired in the first half, cutting UK's lead to 14-3.

After receiving the second half kickoff, UK marched 73 yards in eight plays and scored when Hood broke free through the middle for a 16-yard TD. Later, LB Duce Williams fell on an LSU fumble caused by DE Zane Beehn, giving the Cats the ball at the LSU 24. After Williams rumbled down to LSU's two-yard line, Jones sneaked it in for a comfortable 28-3 lead.

LSU sandwiched Hood's second TD of the game with a pair of TDs before UK held the ball for the final 5:29 of the game to seal the 35-17 win.

SCORING SUMMARY

LSU	0	3	7	7 — 17
Kentucky	0	14	14	7 — 35

UK — Samuels, 19-yard pass from Jones (Leonoff PAT) ... 13:33 2nd Qtr
UK — Williams 2-yard run (Leonoff PAT) ... 1:04 2nd Qtr
LSU — LaFleur, 46-yard FG ... 0:00 2nd Qtr
UK — Hood 16-yard run (Leonoff PAT) ... 11:25 3rd Qtr
UK — Jones 1-yard run (Leonoff PAT) ... 6:08 3rd Qtr
LSU — Kennison, 20-yard pass from Howard (LaFleur PAT) ... 2:40 3rd Qtr
UK — Hood 1-yard run (Leonoff PAT) ... 12:26 4th Qtr
LSU — Toomer 2-yard run (LaFleur PAT) ... 5:31 4th Qtr

TEAM STATISTICS	Kentucky	LSU
First Downs	23	16
Rush Attempts/Net Rushing Yards	50/210	30/95
Passing C/A/I	14/23/0	17/34/1
Net Passing Yards	164	218
Offensive Plays	73	64
Total Offense	374	313
Fumbles/Lost	3/0	4/2
Penalties/Yards	3/15	4/46
Punts/Average	4/33.5	4/35.0
Third Down Conversions	7 of 15	7 of 14
Time of Possession	34:30	25:30

INDIVIDUAL STATISTICS

Rushing — Kentucky: Williams 16-106-1TD, Hood 12-45-2TD, Jones 12-14-1TD
LSU: Sharp 15-55, Howard 7-32
Passing — Kentucky: Jones 14/22/0/164/1TD
LSU: Howard 12/25/1/149/1TD, Loup 5/9/0/69/0TD
Receiving — Kentucky: Samuels 4-51-1TD, Chatmon 1-27, Wyatt 3-21
LSU: Ray 4-85, Franklin 3-34, Kennison 2-26-1TD
Tackles — Kentucky: Moore 7, D. Williams 6, Hall 6

Game Seven: Georgia 33, UK 28



(Attendance: 81,307)

Athens, Ga. — Kentucky's last-minute come-from-behind drive fell short as did its quest to win a fourth-straight SEC game as Georgia held on to defeat the Wildcats 33-28 in front of 81,307 Sanford Stadium fans.

The Wildcats scored on their first possession for the third time this season with a 70-yard, eight-play drive that was capped by QB Pookie Jones' two-yard TD plunge. Answering quickly for Georgia was QB Eric Zeier, who threw two TD passes, a 61-yard toss to FL Brice Hunter, and a 27-yard flip to SE Hason Graham, giving the Bulldogs a 14-7 advantage. UK was able to tie the game on the first play of the second quarter as Jones sneaked in from the one-yard line. Moe Williams' 29-yard TD scamper on UK's next possession gave the Wildcats a 21-14 advantage. After a Georgia FG and a Kentucky turnover, the Bulldogs drove it down to UK's one-yard line, where they punched it in with :05 left in the half, making it Georgia 24, Kentucky 21.

Georgia opened the second half with a FG to give the Bulldogs a six-point advantage. FL Clyde Rudolph returned the ensuing kickoff 21 yards to the UK 48-yard line. Eight plays later, Jones found WB Alfonzo Browning on a 11-yard TD pass for a 28-27 UK lead. The offensive battle turned to defense for a while until a UK fumbled punt set up Zeier's eight-yard TD toss to TE Shannon Mitchell, giving Georgia a 33-28 lead. The Wildcats marched down to Georgia's 28-yard line on their last possession but couldn't get any further as Georgia's Charlie Clemons intercepted Jones' pass with nine second left.

SCORING SUMMARY

Kentucky	7	14	7	0 — 28
Georgia1	4	10	3	6 — 33

UK — Jones 2-yard run (Leonoff PAT) ... 11:12 1st Qtr
GA — Hunter, 61-yard pass from Zeier (Parkman PAT) ... 9:57 1st Qtr
GA — Graham, 27-yard pass from Zeier (Parkman PAT) ... 2:46 1st Qtr
UK — Jones 1-yard run (Leonoff PAT) ... 14:57 2nd Qtr
UK — Williams 29-yard run (Leonoff PAT) ... 9:34 2nd Qtr
GA — Parkman 27-yard FG ... 7:27 2nd Qtr
GA — Davis 1-yard run (Parkman PAT) ... :05 2nd Qtr
GA — Parkman 26-yard FG ... 9:09 3rd Qtr
UK — Browning, 11-yard pass from Jones (Leonoff PAT) ... 5:43 3rd Qtr
GA — Mitchell, 8-yard pass from Zeier (pass failed) ... 13:17 4th Qtr

TEAM STATISTICS	Kentucky	Georgia
First Downs	20	16
Rush Attempts/Net Rushing Yards	49/258	18/40
Passing C/A/I	9/19/1	31/47/1
Net Passing Yards	149	425
Offensive Plays	68	65
Total Offense	407	465
Fumbles/Lost	5/3	1/0
Penalties/Yards	1/11	9/84
Punts/Average	3/33.0	4/37.8
Third Down Conversions	7 of 16	3 of 13
Time of Possession	32:52	27:08

INDIVIDUAL STATISTICS

Rushing — Kentucky: Williams 17-159-1TD, Jones 17-48-2TD, Hood 9-47
Georgia: Davis 13-29-1TD
Passing — Kentucky: Jones 9/19/1/149/1TD
Georgia: Zeier 31/47/1/425/3TD
Receiving — Kentucky: Browning 2-41-1TD, Chatmon 2-41
Georgia: Mitchell 7-131-1TD, Hunter 5-99-1TD, Thomas 5-69, Graham 4-49-1TD
Tackles — Kentucky: Moore 11, Collins 7, Berry 6, Jenkins 6, Sherwood 6

Game Eight: UK 26, Miss. State 17



(Attendance: 28,607)

Starkville, Miss. — Kentucky used just enough offense and some timely defense to overcome frigid 40-degree weather and an MSU fourth-quarter rally to defeat Mississippi State 26-17 on the road.

After Kentucky elected to kick off, FS Melvin Johnson stripped MSU's Kevin Bouie of the ball at the 27-yard line, where it was recovered by TB Randy Wyatt. Four plays later QB Pookie Jones hit TE Terry Samuels with a two-yard TD pass as UK scored on its first possession for the fourth time this season. Two possessions later, UK was forced to punt from MSU's 38-yard line and P Dan Ariza bounced a knuckle ball down to the two-yard line. DT Jon Collins promptly hit MSU TB Michael Davis, knocking the ball out of the end zone for a safety and a 9-0 UK lead.

On the first play after the free kick, Kentucky fumbled it back to MSU at the UK 49-yard line. It took 11 plays for MSU to reach the 16-yard line, where the Bulldogs settled for a FG. Later, Kentucky LB Duce Williams intercepted a Todd Jordan pass, ending an MSU drive inside Kentucky territory. The Wildcats then marched 71 yards in nine plays, with Jones' 20-yard pass to WB Matt Riazzi setting up Jones' two-yard TD keeper.

On UK's next possession, Jones hit WB Alfonzo Browning over the middle for a 39-yard TD to extend the Wildcats' lead to 23-3. UK added a FG in the second half before the Bulldogs scored 14 unanswered points to pull within 26-17. But the Wildcats' defense stiffened, denying MSU a fourth-straight fourth-down conversion on its last drive.

SCORING SUMMARY

Kentucky	9	14	3	0 — 26
Mississippi State	3	0	0	14 — 17

UK — Samuels, 2-yard pass form Jones (Leonoff PAT) ... 13:30 1st Qtr
UK — Safety, MSU fumbles out of end zone ... 9:26 1st Qtr
MSU — Burke 32-yard FG ... 4:30 1st Qtr
UK — Jones 2-yard run (Leonoff PAT) ... 8:02 2nd Qtr
UK — Browning, 39-yard pass from Jones (Leonoff PAT) ... 3:39 2nd Qtr
UK — Leonoff 19-yard FG ... 5:33 3rd Qtr
MSU — Causey, 38-yard pass from Taite (Taite pass to Jones) ... 13:05 4th Qtr
MSU — Taite 15-yard run (conversion failed) ... 9:46 4th Qtr

TEAM STATISTICS	Kentucky	Miss. State
First Downs	18	17
Rush Attempts/Net Rushing Yards	56/183	30/110
Passing C/A/I	12/18/0	17/41/1
Net Passing Yards	146	207
Offensive Plays	74	71
Total Offense	329	317
Fumbles/Lost	3/3	2/1
Penalties/Yards	3/26	4/40
Punts/Average	3/41.0	3/39.7
Third Down Conversions	9 of 16	5 of 17
Time of Possession	36:01	23:59

INDIVIDUAL STATISTICS

Rushing — Kentucky: Williams 16-80, O'Ferrral 4-30, Jones 14-10-1TD
Miss. State: Taite 8-46-1TD, Bouie 9-28
Passing — Kentucky: Jones 12/18/0/146/2TD
Miss. State: Jordan12/26/1/125/0TD, Taite 5/15/0/82/1TD
Receiving — Kentucky: Browning 2-51-1TD, Chatmon 3-32, Samuels 2-7-1TD
Miss. State: Moulds 4-52, Causey 2-51-1TD, Jones 4-36
Tackles — Kentucky: Moore 13, Hall 9, Berry 7, Collins 7

1993 Kentucky Game-by-Game

Game Nine: Vanderbilt 12, UK 7



(Attendance: 35,500)

Nashville, Tenn. — A majority of the 35,500 people in attendance at Vanderbilt Stadium appeared to be Kentucky fans who traveled to Music City to cheer the Cats on to victory. But UK could not overcome a sluggish start and lost to the Commodores 12-7.

Although Vanderbilt did not score an offensive touchdown, it capitalized on UK misfortunes to put most of its points on the board. After a scoreless first quarter, Vanderbilt's Robert Davis intercepted a Pookie Jones pass attempt and returned it 45 yards for a touchdown, giving Vandy a 7-0 advantage.

On UK's next possesssion, TB Moe Williams advanced a pitch 20 yards to the Vandy 41-yard line. Then, on third-and-nine, Jones scrambled out of the pocket and threw to a wide-open Troy Hobbs for an apparent TD, but officials ruled that Jones had crossed the line of scrimmage and UK was stripped of the points. UK's only other scoring threat in the first half ended when Vandy stopped a fourth-and-one UK QB sneak at the 21-yard line and at the half it was still 7-0.

Neither team could manage to score in the third quarter as Vandy fumbled twice and UK's Juha Leonoff missed a 31-yard FG attempt.

Kentucky finally found the end zone with the help of Adrian Sherwood's interception, which gave UK the ball at the Vandy 30. Six plays later, Williams dove into the end zone, tying the game at 7-7. The Commodores managed a FG with 2:32 left in the game to take a 10-7 advantage. Kentucky's last chance at a comeback was thwarted by three Vandy sacks, the last being a safety, as the Commodores held on for a 12-7 victory.

SCORING SUMMARY

Kentucky	0	0	0	7 — 7
Vanderbilt	0	7	0	5 — 12

V — Davis, 45 yard interception return (Yenner PAT) ... 11:09 2nd Qtr
UK — Williams 1-yard run (Leonoff PAT) ... 10:19 4th Qtr
V — Yenner 21-yard FG ... 2:29 4th Qtr
V — Jones sacked in end zone for safety ... (1:08) 4th Qtr

TEAM STATISTICS	Kentucky	Vanderbilt
First Downs	14	11
Rush Attempts/Net Rushing Yards	48/183	52/251
Passing C/A/I	7/18/1	4/9/1
Net Passing Yards	47	33
Offensive Plays	66	61
Total Offense	230	284
Fumbles/Lost	1/0	4/3
Penalties/Yards	6/52	8/85
Punts/Average	7/34.7	7/33.1
Third Down Conversions	4/16	4/13
Time of Possession	28:55	31:05

INDIVIDUAL STATISTICS

Rushing — Kentucky: Williams 21-91-1TD, Jones 21-75
Vanderbilt: Lewis 2-68, Deese 8-62, Jackson 12-61, Gordon 19-41
Passing — Kentucky: Jones 7/18/1/47/0TD
Vanderbilt: Gordon 4/9/1/33/0TD
Receiving — Kentucky: Calvert 2-22, Samuels 2-18, Chatmon 2-16
Vanderbilt: Simon 2-23
Tackles — Kentucky: Moore 17, Key 12, Johnson 12, Hall 7,

Game Ten: UK 6, East Carolina 3



(Attendance: 34,500)

Lexington, Ky. — What was expected by many to be an easy UK victory turned out to be a hard-fought contest after a torrential downpour created swamp-like conditions. But UK survived the mire as freshman Nicky Nickels nailed a 29-yard FG with :28 left in the game to secure a 6-3 win over East Carolina.

East Carolina marched 68 yards on the very first possession and converted a 21-yard FG to take a 3-0 lead over the Wildcats. Most of the yards came on the first play from scrimmage as ECU TB Junior Smith darted 63 yards to set up the FG.

It took the Wildcats' offense two series to get on track (QB Pookie Jones left the game with a sprained ankle after UK's first series and never returned) — but when it did, UK marched 88 yards on 20 running plays (and two incomplete passes) to the ECU one-yard line. On fourth-and-goal, TB Moe Williams was tripped up for a one-yard loss. The half ended with the Pirates leading 3-0.

Turnovers and mistakes plagued the third quarter as both teams struggled to put points on the board. ECU managed a drive all the way to the UK two-yard line but it stalled on a muffed FG try. UK was guilty of an interception and a fumble inside the ECU five-yard line as, for the second week in a row, the Cats failed to score a TD.

Nickels' 24-yard FG tied the game at 3-3 in the fourth period. At the 10:23 mark, UK began an 17-play drive, which took 8:38 off the clock and set up what looked to be UK's winning FG. But Nickels' 22-yard try sailed wide right. The pressure fell on UK's defense once again and once again it responded. On third-and-seven, UK CB Adrian Sherwood forced a Junior Smith fumble, which was recovered by LB Marty Moore. Six plays later, Nickels kicked the game-winning FG (29 yards) and UK escaped with a 6-3 win.

SCORING SUMMARY

East Carolina	3	0	0	0 — 3
Kentucky	0	0	0	6 — 6

ECU — Holcomb 21-yard FG ... 12:26 1st Qtr
UK — Nickels 24-yard FG ... 13:39 4th Qtr
UK — Nickels 29-yard FG ... :28 4th Qtr

TEAM STATISTICS	Kentucky	East Carolina
First Downs	19	13
Rush Attempts/Net Rushing Yards	55/282	45/190
Passing C/A/I	6/16/3	5/16/1
Net Passing Yards	34	36
Offensive Plays	71	61
Total Offense	316	226
Fumbles/Lost	1/1	3/1
Penalties/Yards	4/45	5/40
Punts/Average	2/36.5	4/32.7
Third Down Conversions	7/16	1/12
Time of Possession	33:24	26:36

INDIVIDUAL STATISTICS

Rushing — Kentucky: Williams 25-129, Hood 9-75, O'Ferral 9-38
East Carolina: Smith 34-169, Blanton 5-19
Passing — Kentucky: O'Ferral 6/16/3/34/0TD
East Carolina: Mattison 5/15/1/36/0TD
Receiving — Kentucky: Browning 2-14, Wyatt 2-10, Samuels 1-6
East Carolina: Letcher 2-17, Crumpler 2-14, Smith 1-5
Tackles — Kentucky: Beehn 12, Johnson 9, Jenkins 8, D. Williams 8

Game Eleven: Tennessee 48, UK 0



(Attendance: 57,878)

Lexington, Ky. — Kentucky's struggles against long-time rival Tennessee continued as the Wildcats lost the traditional "Battle for the Beer Barrel" 48-0 in front of a sold-out Commonwealth Stadium. The Volunteers rolled up more than 500 yards of total offense for the second-straight year and limited Kentucky to its third-lowest offensive output of the season.

Heisman hopeful Heath Shuler got Tennessee rolling early as he directed the Vols' very first drive 81-yards in 10-plays and capped it off with a 8-yard TD flip to SE Cory Fleming. The first quarter ended with UT holding a 7-0 advantage.

In the second quarter UT's John Becksvoort nailed a 35-yard FG to make it 10-0. With 2:33 left in the half, the Vols began a 10-play, 55-yard drive that ended with Charlie Garner's 6-yard TD. The halftime score was Tennessee 17, Kentucky 0 as UK's offense struggled, managing only four first downs and never crossing midfield.

The Wildcats returned from the lockerroom prepared to get back in the game. After UK's defense forced a punt, the offense marched down to the UT 23 yard-line, but on 4th-and-3, the Cats elected to try a FG and Nicky Nickels' 40-yard attempt was wide right. Tennessee took over and marched 76-yards in 9 plays, scoring on Shuler's 19-yard pass to Fleming to extend UT's lead to 24-0. UT added a FG before the quarter ended, making it 27-0.

Kentucky's only scoring threat came as QB Pookie Jones marched the team down to the Volunteer three-yard line, but on 4th-and-goal, Jones' pass was intercepted. Tennessee added three TD's in the final 8:21 to make the score 48-0.

SCORING SUMMARY

Tennesee	7	10	10	21 — 48
Kentucky	0	0	0	0 — 0

TN — Fleming, 8-yard pass from Shuler (Becksvoort PAT) ... 9:35 1st Qtr.
TN — Becksvoort 35-yard FG ... 9:04 2nd Qtr.
TN — Garner 6-yard run (Becksvoort PAT) ... 0:16 2nd Qtr.
TN — Fleming, 19-yard pass from Shuler (Becksvoort PAT) ... 5:04 3rd Qtr.
TN — Becksvoort 46-yard FG ... 3:11 3rd Qtr.
TN — Kent, 23-yard pass from Shuler (Becksvoort PAT) ... 8:21 4th Qtr.
TN — Kent, 70-yard pass from Colquitt (Becksvoort PAT) ... 4:36 4th Qtr.
TN — Lane 8-yard run (Becksvoort PAT) ... 1:03 4th Qtr.

TEAM STATISTICS	Kentucky	Tennessee
First Downs	13	27
Rush Attempts/Net Rushing Yards	46/190	33/280
Passing C/A/I	9/20/1	24/35/1
Net Passing Yards	54	291
Offensive Plays	66	68
Total Offense	244	571
Fumbles/Lost	3/1	0/0
Penalties/Yards	2/33	7/70
Punts/Average	6/35.5	4/37.5
Third Down Conversions	5/16	4/11
Time of Possession	32:26	27:34

INDIVIDUAL STATISTICS

Rushing — Kentucky: Hood 9-42, Williams 10-31, Speedy 6-31
Tennessee: Garner 19-186-1TD, Stewart 6-38
Passing — Kentucky: Jones 7/15/1/42/0TD, Speedy 1/4/0/8/0TD
Tennessee: Shuler 23/34/1/221/3TD, Colquitt 1/1/0/70/1TD
Receiving — Kentucky: Williams 4-28, Samuels 2-7
Tennessee: Kent 3-106-2TD, Fleming 4-67-2TD
Tackles — Kentucky: Johnson 13, Moore10, Jenkins 10, Berry 10

Peach Bowl: Clemson 14, UK 13



(Attendance: 63,416)

Atlanta, Ga. — The Wildcats met the 24th-ranked Clemson Tigers in the 26th annual Peach Bowl and came within one minute of winning their sixth bowl in eight tries. But a Clemson TD in the closing seconds sent UK home with a 14-13 loss.

Kentucky took the opening kickoff and marched down the field to the Clemson two-yard line, where what appeared to be a QB Pookie Jones-to-WB Alfonzo Browning TD was instead a turnover when Browning fumbled the ball while attempting to extend it over the goal line.

Clemson took over on its own one and proceded to march 99 yards for the game's first score, a two-yard TD plunge by TB Emory Smith. The PAT gave the Tigers a 7-0 lead. Clemson ran the ball 15 times and attempted only three passes in the drive.

Kentucky was stopped again at the one-yard line before the Wildcats finally scored on Nicky Nickels' 34-yard FG in the second period, making the score Clemson 7, Kentucky 3.

UK captured the lead early in the fourth quarter when Jones hit WR Mark Chatmon with a five-yard TD pass, making it UK 10, Clemson 7. Nickels added another FG, this one from 26 yards, to extend UK's lead to 13-7. But after Dan Ariza's 55-yard punt pinned the Tigers inside their own 18-yard line, QB Patrick Sapp hit Smith with a 57-yard screen pass to move Clemson into scoring position. With less than a minute remaining, LB Marty Moore intercepted a Sapp pass, but fumbled it back, giving Clemson a second chance. The Tigers capitalized when Sapp hit WR Henry Smith with the game-winning 21-yard TD pass. Kentucky got the ball back with less than 20 seconds remaining, but could move no farther than its own 40.

SCORING SUMMARY

Clemson	7	0	0	7 — 14
Kentucky	0	3	0	10 — 13

C — Smith 2-yard TD (Welch PAT) ... 1st Qtr.
UK — Nickels 34-yard FG ... 2nd Qtr
UK — Chatmon, 5-yard pass from Jones (Nickels PAT) ... 4th Qtr
UK — Nickels 26-yard FG ... 4th Qtr
C — Smith, 21-yard pass from Sapp (Welch PAT) ... 4th Qtr

TEAM STATISTICS	Kentucky	Clemson
First Downs	20	14
Rush Attempts/Net Rushing Yards	34/139	46/119
Passing C/A/I	16/32/0	8/16/3
Net Passing Yards	154	129
Offensive Plays	66	62
Total Offense	293	248
Fumbles/Lost	2/2	1/0
Penalties/Yards	4/35	10/75
Punts/Average	5/40.6	6/38.8
Third Down Conversions	5/14	6/14
Time of Possession	28:51	31:09

INDIVIDUAL STATISTICS

Rushing — Kentucky: Williams 13-58, Hood 8-36, Jones 8-19
Clemson: Blunt 15-58, E. Smith 8-45-1TD
Passing — Kentucky: Jones 16/32/0/154/1TD
Clemson: Sapp 5/9/1/109/1TD, McCleon 3/7/2/20/0TD
Receiving — Kentucky: Calvert 2-32, Wyatt 4-28, Chatmon 3-27-1TD
Clemson: E. Smith 1-57, T. Smith 4-56-1TD

1993 Kentucky Game-by-Game



WB Alfonzo Browning caught a 56-yard TD pass from QB Pookie Jones against Kent.



QB Pookie Jones was UK's third-leading rusher in '93.



FS Melvin Johnson wraps up ECU's Junior Smith in swamp-like conditions.

LB Marty Moore was named the SEC Defensive Player of the Week after a 14-tackle, two-interception performance against Florida.



HB Moe Williams looks for running room against Clemson in the Peach Bowl.

LB Duce Williams stops an Ole Miss running back for no gain.





UK's defensive unit held two teams scoreless and two others without an offensive TD in 1993.

1993 Kentucky Football Statistics

Date		Opponent	Score	W/L	Attendance	Site
Sept.	4	KENT	35-0	W	55,800	Lexington
	11	FLORIDA *	20-24	L	58,175	Lexington
	18	at Indiana	8-24	L	43,545	Bloomington
	23	at South Carolina *	21-17	W	65,326	Columbia
Oct.	2	OLE MISS * (HC)	21-0	W	57,075	Lexington
	16	LSU *	35-17	W	54,750	Lexington
	23	at Georgia *	28-33	L	81,307	Athens
	30	at Mississippi State *	26-17	W	28,607	Starkville
Nov.	6	at Vanderbilt *	7-12	L	35,500	Nashville
	13	EAST CAROLINA	6-3	W	34,500	Lexington
	20	TENNESSEE *	0-48	L	57,878	Lexington
Dec.	31	Clemson #	13-14	L	63,416	Atlanta

* Southeastern Conference Game # Peach Bowl in Atlanta, Ga.

Total Overall Attendance - 635,879 **Average Overall Attendance - 52,990**
Total Home Attendance - 318,178 **Average Home Attendance - 53,030**

RUSHING	G/GS	ATT	GAIN	LOSS	NET	YDS/ATT	YDS/GM	TD	LONG
Moe Williams	11/5	164	955	27	928	5.7	84.4	5	t70
Damon Hood	11/11	93	368	1	367	4.0	33.4	3	49
Pookie Jones	10/10	130	506	218	288	2.2	28.8	6	t60
Antonio O'Ferral	7/1	39	174	17	157	4.0	19.6	0	24
Randy Wyatt	11/5	17	128	5	123	7.2	11.2	1	t64
Alfonzo Browning	11/9	20	122	12	110	5.5	10.0	0	23
Matt Riazzi	11/2	19	87	0	87	4.6	7.9	0	10
Donnell Gordon	9/1	14	89	5	84	6.0	9.3	1	32
Michael Woodfork	11/0	19	57	0	57	3.0	5.2	1	9
Raymond McLaurin	11/0	9	51	0	51	5.7	4.6	0	14
Jeff Speedy	3/0	12	59	10	49	4.1	16.3	0	20
Jaysuma Simms	11/1	2	22	0	22	11.0	2.0	0	13
Donnie Redd	5/0	4	16	0	16	4.0	3.2	0	8
Clyde Rudolph	9/2	2	1	5	-4	-2.0	-.5	0	1
Dan Ariza	8/0	1	0	20	-20	-20.0	-2.5	0	-20
KENTUCKY	11/11	545	2,635	320	2,315	4.3	210.5	17	t70
Opponent Totals	11/11	385	1,944	237	1,707	4.4	155.2	11	63

PASSING	G/GS	ATT	CMP	CMP PCT.	INT	YDS	YDS/ GAME	TD	EFF. RTNG	LONG PASS
Pookie Jones	10/10	163	85	.522	7	1,071	107.1	8	115.0	t56
Antonio O'Ferral	7/1	44	20	.455	4	221	27.6	1	77.0	32
Jeff Speedy	3/0	4	1	.250	0	8	2.7	0	41.8	8
Troy Hobbs	11/3	1	1	1.000	0	1	.1	0	—	1
Randy Wyatt	11/5	2	1	.500	0	4	.3	0	—	4
KENTUCKY	11/11	214	108	.505	11	1,305	118.6	9	105.2	t56
Opponent Totals	11/11	344	177	.515	20	2,089	189.9	11	101.4	t70

RECEIVING	G/GS	REC	YDS	AVG	YDS/GAME	TD	LONG
Alfonzo Browning	11/9	20	335	16.8	30.5	4	t56
Mark Chatmon	10/8	20	294	14.7	29.4	1	41
Terry Samuels	11/7	14	139	9.9	12.6	3	t28
Randy Wyatt	11/5	13	64	4.9	5.8	0	9
Tim Calvert	10/0	9	131	14.6	13.1	0	37
Damon Hood	11/11	7	54	7.7	4.9	0	15
Moe Williams	11/5	7	41	5.9	3.7	0	12
Troy Hobbs	11/3	4	42	10.5	3.8	0	16
Clyde Rudolph	9/2	2	61	30.5	6.8	0	44
Jaysuma Simms	11/1	2	50	25.5	4.6	0	32
Michael Woodfork	11/0	2	27	13.5	2.5	1	t24
Donnell Gordon	9/1	2	16	8.0	1.8	0	8
Corey Reeves	11/1	2	12	6.0	1.1	0	6
Matt Riazzi	11/2	1	20	20.0	1.8	0	20
Leon Smith	11/0	1	16	16.0	1.5	0	16
Donnie Redd	5/0	1	2	2.0	.4	0	2
Pookie Jones	10/10	1	1	1.0	.1	0	1
KENTUCKY	11/11	108	1,305	12.1	118.6	9	t56
Opponent Totals	11/11	177	2,089	11.8	189.9	11	t70

	RUSHING YARDS					PASSING YARDS							
TOTAL YARDS	ATT	GAIN	LOSS	NET	TD	ATT	CMP	YDS	TD	PLAYS	YDS	YDS/GM	TD
Pookie Jones	130	506	218	288	6	163	85	1,071	8	293	1,359	135.9	14
Moe Williams	164	955	27	928	5	0	0	0	0	164	928	84.4	5
Antonio O'Ferral	39	174	17	157	0	44	20	221	1	83	378	54.0	1
Damon Hood	93	368	1	367	3	0	0	0	0	93	367	33.4	3
Randy Wyatt	17	128	5	123	1	2	1	4	0	19	127	11.6	1
Alfonzo Browning	20	122	12	110	0	0	0	0	0	20	110	10.0	0
Matt Riazzi	19	87	0	87	0	0	0	0	0	19	87	7.9	0
Donnell Gordon	14	89	5	84	1	0	0	0	0	14	84	9.3	1
Jeff Speedy	12	59	10	49	0	4	1	8	0	16	57	19.0	0
Michael Woodfork	19	57	0	57	1	0	0	0	0	19	57	5.7	1
Raymond McLaurin	9	51	0	51	0	0	0	0	0	9	51	5.1	0
Jaysuma Simms	2	22	0	22	0	0	0	0	0	2	22	2.4	0
Donnie Redd	4	16	0	16	0	0	0	0	0	4	16	3.2	0
Troy Hobbs	0	0	0	0	0	1	1	1	0	1	1	.1	0
Clyde Rudolph	2	1	5	-4	0	0	0	0	0	2	-4	-.5	0
Dan Ariza	1	0	20	-20	0	0	0	0	0	1	-20	-2.5	0
KENTUCKY	545	2,635	320	2,315	17	214	108	1,305	9	759	3,620	329.1	26
Opponent Totals	385	1,944	237	1,707	11	344	177	2,089	11	729	3,796	345.1	22

TEAM STATISTICS

	KENTUCKY	OPPONENT
First Downs	192	182
By Rush	121	89
By Pass	56	85
By Penalty	15	8
Rushing Attempts	545	385
Rushing Yards Gained	2,635	1,944
Rushing Yards Lost	320	237
NET YARDS RUSHING	**2,315**	**1,707**
Yards Per Rush	4.3	4.4
Rushing Yards Per Game	210.5	155.2
Passes Attempted	214	344
Passes Completed	108	177
Passes Had Intercepted	11	20
Pass Completion Percentage	.505	.515
NET YARDS PASSING	**1,305**	**2,089**
Yards Per Pass Attempt	6.1	6.1
Yards Per Pass Completion	12.1	11.8
Passing Yards Per Game	118.6	189.9
Total Plays	759	729
Total Plays Per Game	69.0	66.3
TOTAL NET YARDS	**3,620**	**3,796**
Yards Gained Per Play	4.8	5.2
Yards Gained Per Game	329.1	345.1
Kickoff Returns / Kickoff Return Yards	33 / 577	38 / 613
Average Yardage Per Kickoff Return	17.5	16.1
Kickoff Returns Per Game	3.0	3.5
Punt Returns / Punt Return Yards	30 / 153	21 / 139
Average Yardage Per Punt Return	5.1	6.6
Punt Returns Per Game	2.7	1.9
Interception Returns/Interception Ret. Yds	20 / 234	11 / 91
Average Yardage Per Interception Return	11.7	8.3
Average Interceptions Per Game	1.8	1.0
Punts / Total Punt Yardage	55 / 2,049	58 / 2,219
Average Yards Per Punt	37.3	38.3
Average Number of Punts Per Game	5.0	5.3
Fumbles / Fumbles Lost	25 / 12	21 / 9
Penalties / Yards Penalized	38 / 320	75 / 703
Average Yards Per Penalty	8.4	9.4
Penalties Per Game/Yds Penalized P/G	3.5 / 29.1	6.8 / 63.9
2-Point Safety / 1-Point Safety	1 / 0	1 / 0
3rd Down Conversion Attempts / Made	167 / 61	151 / 48
3rd Down Conversion Percentage	.365	.318
4th Down Conversion Attempts/Made	26/12	13/23
4th Down Conversion Percentage	.462	.565
Time of Possession	359:40	300:20
Average Time Per Game	32:40	27:20

TEAM SCORING	KENTUCKY	OPPONENT
Total Points	207	195
Points Per Game	18.8	17.7
Touchdowns	26	23
By Rushing	17	11
By Passing	9	11
By Return	0	1
By Recovery	0	0
Field Goals	7-16	11-16
Conversions	25-26	20-22
PAT-Kick	22-23	18-18
PAT-Run	2-2	0-0
PAT-Pass	1-1	2-4
Safeties	1	1

SCORING BY QUARTERS	1st	2nd	3rd	4th
Kentucky	40	59	31	77
Opponent	30	46	41	78

1993 Kentucky Football Statistics

DEFENSE	G/GS	UT	AT	TT	SACK/YDS	TFL/YDS	PBU	FF	FR
Marty Moore	11/11	81	35	116	0/0	2/-7	2	2	1
Marcus Jenkins	11/11	59	8	67	0/0	2/-2	6	0	1
Duce Williams	11/10	45	17	62	0/0	3/-15	2	0	2
Steven Hall	11/8	47	7	54	0/0	0/0	3	0	0
Melvin Johnson	6/5	38	11	49	0/0	2/-2	1	1	0
John Collins	10/10	28	18	46	1/-4	5/-16	2	1	2
Billy Lofton	11/7	21	23	44	2/-6	1/-2	1	0	0
Don Robinson	9/7	39	3	42	0/0	0/0	4	0	0
Zane Beehn	11/11	23	17	40	3/-23	7/-22	0	2	1
Adrian Sherwood	11/5	29	6	35	0/0	0/0	2	1	0
Robert Stinson	11/6	17	17	34	1/-12	2/-7	4	1	0
David Snardon	9/4	25	8	33	0/0	0/0	0	0	0
Darryl Conn	7/4	25	6	31	0/0	0/0	1	1	0
Eric Wright	11/0	20	6	26	2/-15	4/-13	1	0	0
Willie Cannon	7/7	22	3	25	0/0	0/0	8	0	1
Donte' Key	9/0	17	7	24	0/0	1/-3	1	0	0
Howard Carter, Jr.	10/9	12	10	22	2/-6	3/-3	0	0	0
Steve Berry	7/2	14	6	20	0/0	0/0	0	1	0
Van Hiles	11/0	14	3	17	0/0	0/0	2	0	0
Roger Sullivan	11/0	9	8	17	0/0	2/-3	0	0	0
Jim Brown	11/0	7	9	16	0/0	1/-7	0	0	0
Kiyo Wilson	11/0	10	4	14	0/0	0/0	2	0	0
Leman Boyd	11/0	10	2	12	0/0	0/0	0	0	0
Chris Ward	11/2	6	6	12	1/-3	1/-2	0	0	0
Matt Neuss	7/0	7	5	12	0/0	1/-1	0	0	0
Cale Langford	11/0	8	3	11	0/0	0/0	0	0	0
Mike Shellenberger	11/1	4	6	10	0/0	0/0	0	0	0
James Tucker	11/0	6	0	6	0/0	0/0	0	0	0
Salim Shahid	8/1	5	1	6	0/0	0/0	1	0	0
Mike Schlegel	9/0	3	3	6	1/-3	1/-11	0	0	0
Kurt Supe	10/0	2	1	3	1/-5	0/0	0	0	0
Rob Manchester	11/0	2	0	2	0/0	0/0	0	0	0
Jeff Tanner	10/0	1	1	2	1/-4	0/0	0	0	0
Randy Wyatt	11/5	2	0	2	0/0	0/0	0	0	0
Dan Thompson	9/0	1	0	1	0/0	0/0	0	0	0
Tim Calvert	10/0	1	0	1	0/0	0/0	0	0	0
Raymond Jones	5/0	1	0	1	0/0	0/0	0	0	0
KENTUCKY	11/11	661	260	921	15/-81	39/-116	43	10	8

INTERCEPTIONS	G	INT	YDS	YDS RET	INT GAME	TDS	LONG
Marcus Jenkins	11	6	45	7.5	.6	0	19
Marty Moore	11	3	55	18.3	.3	0	35
Steven Hall	11	2	35	17.5	.2	0	28
Adrian Sherwood	11	2	45	22.5	.2	0	35
Don Robinson	9	2	20	10.0	.2	0	20
Duce Williams	11	2	7	3.5	.2	0	5
Leman Boyd	11	1	14	14.0	.1	0	14
Willie Cannon	7	1	4	4.0	.1	0	4
David Snardon	9	1	9	9.0	.1	0	9
KENTUCKY	11	20	234	11.7	1.8	0	—
Opponent Totals	11	11	91	8.3	1.0	1	—

PUNTING

	G	PNTS	YDS	Y/PNTS	INSIDE OPP 20	BLKD	1-19	20-29	30-39	40-49	50 +	LONG
Nicky Nickels	7	28	1,073	38.3	6	0	0	2	16	9	1	68
Dan Ariza	8	27	976	36.2	6	0	0	4	16	7	0	49
KENTUCKY	11	55	2,049	37.3	12	0	0	6	32	16	1	—
Opponent Totals	11	58	2,219	38.3	13	0	2	7	25	19	5	—

PUNT RETURNS	G	RET	YDS	YDS/RET	YDS/G	RET/G	TDS	LONG
Matt Riazzi	11	26	140	5.4	12.7	2.4	0	22
Troy Hobbs	10	2	14	7.0	1.4	.2	0	11
Antonio O'Ferral	8	1	-1	-1.0	-.1	.1	0	0
Mark Chatmon	10	1	0	.0	.0	.1	0	0
KENTUCKY	11	30	153	5.1	13.9	2.7	0	—
Opponent Totals	11	21	139	6.6	12.6	1.9	0	—

KICKOFF RETURNS

	G	RET	YDS	YDS/RET	YDS/G	RET/G	TDS	LONG
Clyde Rudolph	9	10	209	20.9	26.1	1.3	0	44
Donnell Gordon	9	6	106	17.7	11.8	.7	0	23
Randy Wyatt	11	4	87	21.8	7.9	.4	0	23
Alfonzo Browning	11	3	57	19.0	5.2	.3	0	27
Mark Chatmon	10	3	44	14.7	4.4	.3	0	19
Terry Samuels	11	3	33	11.0	3.0	.3	0	14
Michael Woodfork	10	2	17	8.5	1.7	.2	0	12
Willie Cannon	7	1	22	22.0	3.1	.1	0	22
Donte' Key	9	1	2	2.0	.2	.1	0	2
KENTUCKY	11	33	577	17.5	52.5	3.0	0	—
Opponent Totals	11	38	613	16.1	55.7	3.5	0	—

ALL-PURPOSE RUNNING LEADERS

	G	RUSH	REC	PR	KR	PLAYS	YDS	AVG
Moe Williams	11	928	41	0	0	171	969	88.1
Alfonzo Browning	11	110	335	0	57	43	502	45.6
Damon Hood	11	367	54	0	0	100	421	38.3
Mark Chatmon	10	0	294	0	44	24	338	33.8
Pookie Jones	10	288	1	0	0	131	289	28.9
Clyde Rudolph	8	-4	61	0	209	14	266	33.3
Matt Riazzi	11	87	20	140	0	46	247	22.5
Donnell Gordon	9	84	16	0	106	22	206	22.9
Terry Samuels	11	0	139	0	33	17	172	15.6
Antonio O'Ferral	7	157	0	-1	0	40	156	22.3
Tim Calvert	9	0	131	0	0	9	131	14.6
Michael Woodfork	10	57	27	0	17	23	101	10.1
Jaysuma Simms	9	22	50	0	0	4	72	8.0
Others	11	26	72	0	24	38	206	5.4
KENTUCKY	11	2,315	1,305	153	577	716	4,350	395.5
Opponent Totals	11	1,707	2,089	139	613	621	4,548	413.5

		TOUCHDOWNS					EXTRA POINTS						TOTAL	PTS/
SCORING	G	PASS RCPT	RUSH	RETURN	TOTAL	KICK	PASS RCPT	RUN	TOTAL	FGS	SAFETY	PTS	GAME
Pookie Jones	10	0	6	0	6	0	0	0	0	0	0	36	3.6
Juha Leonoff	8	0	0	0	0	20	0	0	20	5	0	35	4.4
Moe Williams	11	0	5	0	5	0	0	1	1	0	0	32	2.9
Alfonzo Browning	11	4	0	0	4	0	0	0	0	0	0	24	2.2
TerrySamuels	11	3	0	0	3	0	1	0	1	0	0	20	1.8
Damon Hood	11	0	3	0	3	0	0	0	0	0	0	18	1.6
Michael Woodfork	10	1	1	0	2	0	0	0	0	0	0	12	1.2
Randy Wyatt	11	0	1	0	1	0	0	0	0	0	0	6	.6
Nicky Nickels	7	0	0	0	0	0	0	0	0	2	0	6	.9
Donnell Gordon	9	0	1	0	1	0	0	0	0	0	0	6	.7
Mark Chatmon	10	1	0	0	1	0	0	0	0	0	0	6	.6
Antonio O'Ferral	7	0	0	0	0	0	0	1	1	0	0	2	.3
Brent Claiborne	1	0	0	0	0	2	0	0	0	0	0	2	2.0
KENTUCKY	11	9	17	0	26	22	1	2	25	7	1	207	18.8
Opponent Totals	11	11	11	1	23	18	2	0	20	11	1	195	17.7

		1-19 Yds		20-29 Yds		30-39 Yds		40-49 Yds		TOTAL			
FIELD GOALS	G	FG-FGA	PCT	FG-FGA	PCT	FG-FGA	PCT	FG-FGA	PCT	FG-FGA	PCT	BLK	LONG
Juha Leonoff	8	1-1	1.00	4-5	.80	0-3	.00	0-3	.00	5-12	.42	1	28
Nicky Nickels	7	0-0	.00	2-3	.67	0-0	.00	0-1	.00	2-4	.50	0	29
KENTUCKY	11	1-1	1.00	6-8	.75	0-3	.00	0-4	.00	7-16	.44	1	—
Opponent Totals	11	0-0	.00	6-8	.75	3-4	.75	2-4	.50	11-16	.69	2	—

Kentucky Superlatives

Kentucky Individual Long Plays

Rushing	70	Moe Williams vs. Florida
Passing	t56	Jones/Browning vs. Kent
Field Goal	29	Nicky Nickels vs. East Carolina
Punt	68	Nicky Nickels vs. Indiana
Punt Return	22	Matt Riazzi vs. LSU
Kickoff Return	44	Clyde Rudolph vs. Tennessee
Interception Return	35	Adrian Sherwood vs. Kent
	35	Marty Moore vs. Georgia

Kentucky Individual Highs

Rush Attempts	25	Moe Williams vs. East Carolina
Net Rushing Yards	159	Moe Williams vs. Georgia
Rushing TDs	2	two players three times
Pass Attempts	25	Pookie Jones vs. Ole Miss
Pass Completions	14	Pookie Jones vs. LSU
Had Intercepted	3	Antonio O'Ferral vs. East Carolina
Net Passing Yards	181	Pookie Jones vs. Kent
Passing TDs	2	Pookie Jones vs. Kent, MSU
Receptions	6	Mark Chatmon vs. Ole Miss
Reception Yards	79	Mark Chatmon vs. Ole Miss
TD Receptions	1	four players
Punts	10	Nicky Nickels vs. Indiana
Punt Average	45.5	Dan Ariza vs. Ole Miss
Punts Inside 20	3	Nicky Nickels vs. Florida
Punt Returns	4	Riazzi vs. Indiana, S. Carolina, LSU
Punt Return Yards	46	Riazzi vs. LSU
Kickoff Returns	5	Clyde Rudolph vs. Tennessee
KOR Yards	107	Clyde Rudolph vs. Tennessee
FG Attempts	4	Juha Leonoff vs. Ole Miss
FGs Made	2	Leonoff vs. UF, Ole Miss
	2	Nickels vs. East Carolina
Interceptions	3	Marcus Jenkins vs. Florida
Interception Yards	35	two players
Tackles	17	Marty Moore vs. Vanderbilt
QB Sacks	1	six players
Tackles-for-Losses	2	five players

Opponents Individual Long Plays

Rushing	63	Durego Lewis (Vanderbilt)
	63	Junior Davis (East Carolina)
Passing	70	Colquitt/Kent (Tennessee)
Field Goal	46	two players
Punt	63	Jim DiGuilio (Indiana)
Punt Return	26	Thomas Lewis (Indiana)
Kickoff Return	57	Frank Adams (South Carolina)
Interception Return	t45	Robert Davis (Vanderbilt)

Opponent Individual Highs

Rush Attempts	34	Junior Smith (East Carolina)
Net Rushing Yards	186	Charlie Garner (Tennessee)
Rushing TDs	2	Jermaine Chaney (Indiana)
	2	Brandon Bennett (South Carolina)
Pass Attempts	47	Eric Zeier (Georgia)
Pass Completions	31	Eric Zeier (Georgia)
Had Intercepted	4	Terry Dean (Florida)
Net Passing Yards	425	Eric Zeier (Georgia)
Passing TDs	3	Eric Zeier (Georgia)
	3	Heath Shuler (Tennessee)
Receptions	7	Shannon Mitchell (Georgia)
Reception Yards	131	Shannon Mitchell (Georgia)
TD Receptions	2	three players
Punts	11	Ken Walter (Kent)
Punt Average	51.0	Jim DiGuilio (Indiana)
Punts Inside 20	3	Ken Walter (Kent)
Punt Returns	6	Thomas Lewis (Indiana)
Punt Return Yards	46	Thomas Lewis (Indiana)
Kickoff Returns	4	Hason Graham (Georgia)
KOR Yards	81	Harrison Houston (Florida)
FG Attempts	3	Bill Manolopoulos (Indiana)
Interceptions	1	eleven players
Interception Yards	t45	Robert Davis (Vanderbilt)

t-touchdown

Kentucky Team Superlatives

Points Scored	35	vs.	Kent, LSU
Low	0	vs.	Tennessee
First Downs	23	vs.	LSU
Low	12	vs.	Indiana
Rushing Plays	56	vs.	South Carolina
Low	40	vs.	Florida
Net Rushing Yards	319	vs.	South Carolina
Low	34	vs.	Indiana
Passes Attempted	28	vs.	Indiana
Low	13	vs.	Kent
Passes Completed	15	vs.	Indiana, Ole Miss
Low	6	vs.	Florida, E. Carolina
Had Intercepted	3	vs.	East Carolina
Low	0	vs.	four teams
Net Passing Yards	199	vs.	Indiana
Low	34	vs.	East Carolina
Total Offensive Plays	75	vs.	South Carolina
Low	55	vs.	Florida
Total Net Offense	506	vs.	Kent
Low	230	vs.	Vanderbilt
Fumbles	5	vs.	Georgia
Low	1	vs.	four teams
Fumbles Lost	3	vs.	Georgia, MSU
Low	0	vs.	four teams
Penalties	6	vs.	Indiana, Vandy
Low	1	vs.	Georgia
Penalty Yards	52	vs.	Vanderbilt
Low	10	vs.	South Carolina
Quarterback Sacks	5	vs.	Vanderbilt
Low	0	vs.	three teams

Opponent Team Superlatives

Points Scored	48	by	Tennessee
Low	0	by	Kent, Ole Miss
First Downs	29	by	Florida
Low	10	by	Ole Miss
Net Rushing Yards	280	by	Tennessee
Low	40	by	Georgia
Net Passing Yards	425	by	Georgia
Low	33	by	Vanderbilt
Total Offensive Plays	87	by	Florida
Low	48	by	Ole Miss
Total Net Offense	571	by	Tennessee
Low	177	by	Kent
Fumbles	4	by	Kent, LSU, Vandy
Low	0	by	Ole Miss, Tenn.
Fumbles Lost	3	by	Vanderbilt
Low	0	by	five teams
Penalties	14	by	Florida
Low	3	by	South Carolina
Penalty Yards	127	by	Florida
Low	29	by	South Carolina

Game-By-Game Statistics

KENTUCKY TOTALS

CATEGORY	Kent	Florida	Indiana	So.Car.	Ole Miss	LSU	Georgia	Miss.State	Vandy	ECU	Tennessee	Clemson
POINTS	35	20	8	21	21	35	28	26	7	6	0	13
FIRST DOWNS	22	13	12	18	20	23	20	18	14	19	13	20
by Rush	15	8	2	13	9	16	13	13	8	15	9	9
by Pass	6	2	9	4	8	7	5	5	5	3	2	8
by Penalty	1	3	1	1	3	0	2	0	1	1	2	3
NET RUSHING	309	210	34	303	153	210	258	183	183	282	190	139
Rush Attempts	55	40	41	56	49	50	49	56	48	55	46	34
Yds per Rush	5.62	5.25	0.83	5.41	3.12	4.20	5.27	3.26	3.81	5.13	4.13	4.34
Rush Touchdowns	3	1	0	3	1	4	3	1	1	0	0	0
NET PASSING	197	41	199	97	177	164	149	146	47	34	54	154
C/A/I	7/13/2	6/15/1	15/28/2	10/19/0	13/25/0	14/23/0	9/19/1	12/18/0	7/18/1	6/16/3	9/20/1	16/32/0
Pass Touchdowns	2	1	1	0	1	1	1	2	0	0	0	1
TOTAL OFFENSE	506	251	233	400	330	374	407	329	230	316	244	293
Offensive Plays	68	55	69	75	74	73	68	74	66	71	66	66
Yds per Play	7.44	4.56	3.38	5.33	4.46	5.12	5.98	4.44	3.48	4.45	3.69	4.44
PUNTS/YARDS	6/197	7/261	10/419	5/196	2/91	4/134	3/99	3/123	7/243	2/73	6/213	5/203
Avg per Punt	32.3	37.2	41.9	39.2	45.5	33.5	33.0	41.0	34.7	36.5	35.5	40.6
FUMBLES/LOST	3/1	1/0	1/1	2/2	2/0	3/0	5/3	3/3	1/0	1/1	3/1	2/2
PENALTIES/YARDS	4/20	2/15	6/45	2/10	5/48	3/15	1/11	3/26	6/52	4/45	2/33	4/35
THIRD DOWNS	6/13	2/13	4/16	6/15	6/15	7/15	7/16	9/16	4/16	7/16	5/16	5/14
FOURTH DOWNS	1/1	1/1	0/2	0/1	1/2	2/3	2/3	1/3	1/2	3/4	0/4	1/2
POSSESSION TIME	31:21	30:21	31:29	30:41	37:24	34:30	32:52	36:01	28:55	33:24	32:26	28:51

OPPONENT TOTALS

CATEGORY	Kent	Florida	Indiana	So.Car.	Ole Miss	LSU	Georgia	Miss.State	Vandy	E. Car.	Tennessee	Clemson
POINTS	0	24	24	17	0	17	33	17	12	3	48	14
FIRST DOWNS	11	29	15	17	10	16	16	17	11	13	27	14
by Rush	4	14	7	8	4	6	4	9	8	8	17	10
by Pass	6	15	5	9	6	10	12	8	2	2	10	4
by Penalty	1	0	3	0	0	0	0	0	1	3	0	0
NET RUSHING	65	198	224	176	78	95	40	110	251	190	280	119
Rush Attempts	33	35	47	41	21	30	18	30	52	45	33	46
Yds per Rush	1.97	5.66	4.77	4.29	3.71	3.17	2.22	3.66	4.83	4.22	8.48	2.59
Rush Touchdowns	0	1	3	2	0	1	1	1	0	0	2	1
NET PASSING	112	288	131	225	123	218	425	207	33	36	291	129
C/A/I	9/35/2	28/52/7	8/19/0	17/29/2	17/27/3	17/34/1	31/47/1	17/41/1	4/9/1	5/16/1	24/35/1	8/16/3
Pass Touchdowns	0	2	0	0	0	1	3	1	0	0	4	1
TOTAL OFFENSE	177	486	355	401	201	313	465	317	284	226	571	248
Offensive Plays	68	87	66	70	48	64	65	71	61	61	68	62
Yds per Play	2.60	5.59	5.38	5.73	4.18	4.89	7.15	4.46	4.66	3.70	8.39	4.00
PUNTS/YARDS	11/428	2/97	8/387	6/211	5/173	4/140	5/151	3/119	7/232	4/131	4/150	6/233
Avg per Punt	38.9	48.5	48.4	35.2	34.6	35.0	37.8	39.7	33.1	32.7	37.5	38.8
FUMBLES/LOST	4/1	1/0	1/0	1/1	0/0	4/2	1/0	2/1	4/3	3/1	0/0	1/0
PENALTIES/YARDS	8/79	14/127	6/45	3/29	7/58	4/46	9/84	4/40	8/85	5/40	7/70	10/75
THIRD DOWNS	5/18	9/14	5/16	4/13	3/10	6/13	3/13	5/17	5/14	1/12	4/11	6/14
FOURTH DOWNS	1/1	2/2	0/1	0/1	0/2	1/2	2/3	5/7	0/0	1/3	1/1	1/1
POSSESSION TIME	28:39	29:39	28:11	29:19	22:36	25:30	27:08	23:59	31:05	26:36	27:34	31:09

SCORING PCT. (20-AND-IN)

	KENTUCKY	OPPONENT
Times Reached Opponent 20	35	32
Total Scores	24	24
Touchdowns	17	15
Field Goals	7	9
Turnovers (Fumbles/Ints.)	2	3
Missed/Blocked Field Goals	5	3
Turned over on Downs	4	2
Scoring Pct. 20-and-in	.686	.750
Scoring Plays Outside 20	8	9

Game-By-Game Offense

RUSHING (Attempts/Yards/TDs)

RUSHING	Kent	Florida	Indiana	So.Car.	Ole Miss	LSU	Georgia	Miss.State	Vandy	ECU	Tennessee	Clemson
3 Wyatt	8/17/0	1/5/0	0/0/0	4/77/1	0/0/0	1/9/0	0/0/0	1/13/0	1/1/0	0/0/0	1/1/0	0/0/0
5 O'Ferral	2/6/0	0/0/0	5/22/0	17/56/0	dnp	2/5/0	dnp	4/30/0	dnp	9/38/0	dnp	dnp
9 Simms	0/0/0	0/0/0	0/0/0	2/22/0	0/0/0	0/0/0	0/0/0	0/0/0	0/0/0	0/0/0	0/0/0	0/0/0
10 Williams	13/63/0	9/109/1	10/32/0	9/55/0	18/73/1	16/106/1	17/159/1	16/80/0	21/91/1	25/129/0	10/31/0	13/58/0
11 Speedy	1/0/0	dnp	dnp	dnp	dnp	dnp	dnp	5/18/0	dnp	dnp	6/31/0	dnp
16 Jones	16/130/2	13/42/0	13/-51/0	dnp	13/-7/0	12/14/1	17/48/2	14/10/1	21/75/0	1/-3/0	10/30/0	8/19/0
21 McLaurin	2/19/0	3/12/0	1/5/0	0/0/0	1/1/0	2/14/0	0/0/0	0/0/0	0/0/0	0/0/0	0/0/0	0/0/0
28 Gordon	2/10/1	dnp	1/9/0	4/36/0	dnp	2/14/0	0/0/0	2/4/0	0/0/0	0/0/0	3/11/0	2/10/0
31 Hood	9/56/0	9/25/0	6/11/0	11/27/1	6/10/0	12/45/2	9/47/0	10/22/0	3/7/0	9/75/0	9/42/0	8/36/0
36 Riazzi	0/0/0	4/16/0	2/3/0	0/0/0	2/12/0	0/0/0	1/3/0	1/5/0	0/0/0	6/31/0	3/17/0	2/9/0
43 Woodfork	2/8/0	0/0/0	1/6/0	5/9/1	3/19/0	3/3/0	0/0/0	0/0/0	0/0/0	5/12/0	0/0/0	0/0/0
86 Browning	0/0/0	1/1/0	1/-6/0	4/21/0	4/35/0	0/0/0	4/21/0	1/3/3	2/9/0	0/0/0	3/26/0	0/0/0

PASSING (Comp/Att/Int/Yards/TDs)

PASSING	Kent	Florida	Indiana	So.Car.	Ole Miss	LSU	Georgia	Miss.State	Vandy	ECU	Tennessee	Clemson
5 O'Ferral	1/1/0	0/0/0	3/7/1	10/19/0	dnp	0/1/0	dnp	0/0/0	dnp	6/16/3	dnp	dnp
	16/0	0/0	74/1	97/0		0/0		0/0		34/0		
11 Speedy	0/0/0	dnp	dnp	dnp	dnp	dnp	dnp	0/0/0	dnp	dnp	1/4/0	dnp
	0/0							0/0			8/0	
16 Jones	6/12/2	5/13/1	12/21/1	dnp	13/25/0	14/22/0	9/19/1	12/18/0	7/18/1	0/0/0	7/15/1	12/32/0
	181/2	40/1	125/0		177/1	164/1	149/1	146/2	47/0	0/0	42/0	154/1

RECEIVING (Receptions/Yards/TDs)

RECEIVING	Kent	Florida	Indiana	So.Car.	Ole Miss	LSU	Georgia	Miss.State	Vandy	ECU	Tennessee	Clemson
3 Wyatt	0/0/0	1/4/0	3/6/0	1/2/0	0/0/0	3/21/0	0/0/0	3/21/0	0/0/0	2/10/0	0/0/0	4/28/0
9 Simms	0/0/0	0/0/0	2/50/0	0/0/0	0/0/0	0/0/0	0/0/0	0/0/0	0/0/0	0/0/0	0/0/0	0/0/0
10 Williams	0/0/0	0/0/0	0/0/0	0/0/0	0/0/0	2/10/0	1/3/0	0/0/0	0/0/0	0/0/0	4/28/0	2/17/0
21 McLaurin	0/0/0	0/0/0	0/0/0	0/0/0	0/0/0	0/0/0	0/0/0	0/0/0	0/0/0	0/0/0	0/0/0	0/0/0
22 Hobbs	1/10/0	1/16/0	0/0/0	1/5/0	1/11/0	0/0/0	0/0/0	0/0/0	0/0/0	0/0/0	0/0/0	0/0/0
27 Rudolph	1/44/0	dnp	0/0/0	dnp	0/0/0	0/0/0	1/17/0	0/0/0	0/0/0	0/0/0	0/0/0	1/21/0
28 Gordon	0/0/0	dnp	0/0/0	1/8/0	dnp	0/0/0	0/0/0	0/0/0	0/0/0	0/0/0	1/8/0	1/6/0
31 Hood	0/0/0	0/0/0	1/11/0	1/6/0	2/14/0	1/15/0	1/4/0	0/0/0	0/0/0	1/4/0	0/0/0	1/8/0
36 Riazzi	0/0/0	0/0/0	0/0/0	0/0/0	0/0/0	0/0/0	0/0/0	1/20/0	0/0/0	0/0/0	0/0/0	0/0/0
43 Woodfork	0/0/0	0/0/0	1/24/1	0/0/0	0/0/0	0/0/0	0/0/0	0/0/0	0/0/0	0/0/0	1/3/0	0/0/0
44 Samuels	1/28/1	0/0/0	1/16/0	0/0/0	0/0/0	4/51/1	1/6/0	2/7/1	2/18/0	1/6/0	2/7/0	1/14/0
80 Smith	1/16/0	0/0/0	0/0/0	0/0/0	0/0/0	0/0/0	0/0/0	0/0/0	0/0/0	0/0/0	0/0/0	0/0/0
81 Chatmon	1/23/0	1/4/0	3/64/0	dnp	6/79/1	1/27/0	2/41/0	3/32/0	2/16/0	0/0/0	1/8/0	3/27/1
85 Curtis	dnp	dnp	dnp	0/0/0	0/0/0	dnp	dnp	0/0/0	0/0/0	0/0/0	0/0/0	0/0/0
86 Browning	1/56/1	1/3/1	2/20/0	4/64/0	4/73/0	1/22/0	2/41/1	2/51/1	1/-9/0	2/14/0	0/0/0	1/1/0
89 Reeves	0/0/0	0/0/0	0/0/0	2/12/0	0/0/0	0/0/0	0/0/0	0/0/0	0/0/0	0/0/0	0/0/0	0/0/0
95 Calvert	1/20/0	1/13/0	2/8/0	0/0/0	dnp	1/16/0	1/37/0	1/15/0	2/22/0	0/0/0	0/0/0	2/32/0
23 Redd	dnp	dnp	0/0/0	dnp	0/0/0	1/2/0	0/0/0	0/0/0	dnp	dnp	dnp	dnp

PUNTING & FIELD GOALS

PUNTING	No.	Yards	Avg.	In20	LP
Kent	6	197	32.8	1	39
Florida	7	261	37.2	3	43
Indiana	10	419	41.9	1	68
South Carolina	5	196	39.2	1	43
Ole Miss	2	91	45.5	0	49
LSU	4	134	33.5	1	46
Georgia	3	99	33.0	0	34
Mississippi State	3	123	41.0	2	45
Vanderbilt	7	243	34.7	1	46
E. Carolina	2	73	36.5	1	37
Tennessee	6	213	35.5	1	39
Clemson	5	203	40.6	1	55
TOTALS	60	2,252	37.5	13	68

FIELD GOALS	M	A	LG	+Good,-Miss
Kent	0	0		
Florida	2	2	25	+22, +25
Indiana	0	0		
South Carolina	0	2		-46, -46
Ole Miss	2	4	28	+20, +28, -47, -34
LSU	0	0		
Georgia	0	1		-29
Mississippi State	1	1	19	+19
Vanderbilt	0	2		-31, -38
E. Carolina	2	3	29	+24, -22, +29
Tennessee	0	1		- 40
Clemson	2	2	34	+26, +34
TOTALS	9	18	34	

Game-By-Game Tackles

LINEBACKERS (UT-AT-TT-TFL/S)

Name	Kent	Florida	Indiana	So.Car.	Ole Miss	LSU	Georgia	Miss.State	Vandy	ECU	Tennessee	Clemson
Marty Moore	5-3-8-0	10-4-14-0	8-3-11-0	8-3-11-0	5-4-9-0	5-2-7-0	7-4-11-0	10-3-13-1	12-5-17-1	4-1-5-0	7-3-10-0	7-9-16-1
Duce Williams	4-0-4-2	8-2-10-1	6-1-7-0	4-1-5-0	3-1-4-0	3-3-6-0	0-3-3-0	2-2-4-0	4-2-6-0	6-2-8-0	5-0-5-0	4-8-12-1
Darryl Conn	2-0-2-0	2-3-5-0	1-0-1-0	7-1-8-0	6-2-8-0	4-0-4-0	3-0-3-0	dnp	dnp	dnp	dnp	dnp
Eric Wright	3-0-3-1	2-1-3-0	0-1-1-0	2-0-2-0	1-0-1-0	1-0-1-1	4-0-4-1	1-0-1-1	0-1-1-0	5-2-7-1	1-1-2-1	1-0-1-1
Donte' Key	0-0-0-0	0-1-1-0	1-0-1-0	0-0-0-0	0-1-1-0	2-1-3-0	1-0-1-0	4-1-5-0	9-3-12-1	dnp	dnp	0-2-2-0
David Snardon	4-1-5-0	4-1-5-0	1-1-2-0	0-0-0-0	1-2-3-0	3-1-4-0	2-0-2-0	dnp	dnp	2-0-2-0	8-2-10-0	3-4-7-0
Steve Berry	1-0-1-0	1-0-1-0	dnp	dnp	1-1-2-0	dnp	4-2-6-0	4-3-7-0	3-0-3-0	dnp	0-0-0-0	0-0-0-0
Matt Neuss	1-0-1-0	1-1-2-1	1-1-2-0	3-2-5-0	0-0-0-0	1-1-2-0	0-0-0-0	dnp	dnp	dnp	dnp	dnp
Mike Schellenberger	0-0-0-0	0-0-0-0	0-0-0-0	0-0-0-0	0-1-1-0	0-0-0-0	1-2-3-0	1-1-2-0	0-0-0-0	1-2-3-0	1-0-1-0	1-1-2-0
James Tucker	0-0-0-0	0-0-0-0	1-0-1-0	2-0-2-0	1-0-1-0	0-0-0-0	0-0-0-0	0-0-0-0	0-0-0-0	0-0-0-0	2-0-2-0	0-1-1-0

DEFENSIVE LINE (UT-AT-TT-TFL/S)

Name	Kent	Florida	Indiana	So.Car.	Ole Miss	LSU	Georgia	Miss.State	Vandy	ECU	Tennessee	Clemson
Jon Collins	3-1-4-0	1-1-2-0	5-1-6-1	3-4-7-1	3-2-5-1	1-1-2-0	6-1-7-2	4-3-7-1	2-2-4-0	0-2-2-0	dnp	dnp
Billy Lofton	2-1-3-0	2-3-5-0	4-1-5-2	4-3-7-1	2-2-4-0	1-1-2-0	0-1-1-0	2-2-4-0	2-3-5-0	2-4-6-0	0-2-2-0	4-7-11-0
Robert Stinson	3-2-5-0	1-2-3-0	1-2-3-0	3-2-5-0	0-2-2-0	1-1-2-1	1-0-1-1	2-0-2-0	0-4-4-0	4-1-5-1	1-1-2-0	2-2-4-0
Jim Brown	1-1-2-1	0-1-1-0	1-1-2-0	0-0-0-0	1-1-2-0	1-1-2-0	0-1-1-0	1-0-1-0	0-1-1-0	0-2-2-0	2-0-2-0	3-0-3-1
Roger Sullivan	1-0-1-1	2-1-3-1	1-1-2-0	1-1-2-0	1-0-1-0	0-1-1-0	0-0-0-0	0-2-2-0	1-1-2-0	0-0-0-0	2-1-3-0	1-3-4-0

DEFENSIVE ENDS (UT-AT-TT-TFL/S)

Name	Kent	Florida	Indiana	So.Car.	Ole Miss	LSU	Georgia	Miss.State	Vandy	ECU	Tennessee	Clemson
Zane Beehn	0-2-2-2	2-2-4-1	0-1-1-2	0-1-1-0	1-1-2-0	2-1-3-0	3-0-3-1	3-2-5-1	2-2-4-2	7-5-12-0	2-1-3-0	7-7-14-3
Howard Carter, Jr.	dnp	0-1-1-0	2-3-5-1	0-3-3-1	1-0-1-0	2-2-4-2	1-0-1-0	3-1-4-0	1-0-1-1	2-0-2-0	0-0-0-0	2-3-5-1
Chris Ward	2-2-4-0	0-2-2-0	1-0-1-0	0-0-0-0	1-0-1-1	dnp	1-0-1-0	0-0-0-0	1-0-1-0	0-1-1-1	0-1-1-0	1-0-1-0
Mike Schlegel	dnp	0-0-0-0	dnp	0-2-2-1	1-0-1-0	1-0-1-0	0-0-0-0	0-0-0-0	0-0-0-0	1-0-1-0	0-1-0-1	1-0-1-0
Kurt Supe	0-0-0-0	1-0-1-1	0-0-0-0	0-1-1-0	0-0-0-0	1-0-1-0	0-0-0-0	0-0-0-0	0-0-0-0	0-0-0-0	0-0-0-0	0-0-0-0
Jeff Tanner	1-0-1-1	0-0-0-0	0-1-1-0	0-0-0-0	0-0-0-0	0-0-0-0	dnp	0-0-0-0	0-0-0-0	0-0-0-0	0-0-0-0	0-0-0-0

DEFENSIVE BACKS (TT-INT-PBU)

Name	Kent	Florida	Indiana	So.Car.	Ole Miss	LSU	Georgia	Miss.State	Vandy	ECU	Tennessee	Clemson
Marcus Jenkins	2-0-1	9-3-1	7-0-0	7-1-2	5-1-0	4-1-0	6-0-1	3-0-0	6-0-0	8-0-0	10-0-1	8-0-0
Steven Hall	2-0-0	5-0-1	6-0-0	8-0-1	4-1-1	6-0-0	4-0-0	9-0-0	7-0-0	1-0-0	2-1-0	1-0-0
Melvin Johnson	dnp	dnp	dnp	dnp	dnp	5-0-0	4-0-0	6-0-0	12-0-0	9-0-0	13-0-1	12-0-1
Don Robinson	1-0-1	10-0-1	6-0-0	6-1-0	3-0-2	4-0-0	0-0-0	dnp	0-0-0	5-1-1	7-0-0	3-0-0
Adrian Sherwood	0-1-1	2-0-0	3-0-0	2-0-0	2-0-0	3-0-0	6-0-0	4-0-0	5-1-0	3-0-0	5-0-0	5-1-0
Willie Cannon	4-0-2	6-1-1	0-0-2	5-0-0	3-0-1	3-0-2	4-0-0	dnp	dnp	dnp	dnp	1-1-0
Van Hiles	3-0-1	1-0-0	0-0-0	1-0-0	3-0-0	0-0-0	2-0-0	3-0-1	1-0-0	0-0-0	3-0-0	1-0-0
Kiyo Wilson	1-0-0	0-0-0	0-0-0	0-0-0	2-0-0	1-0-1	5-0-0	2-0-1	0-0-0	1-0-0	2-0-0	0-0-0
Leman Boyd	3-1-0	1-0-0	2-0-0	0-0-0	0-0-0	2-0-0	0-0-0	0-0-0	3-0-0	0-0-0	2-0-0	1-0-0
Cale Langford	1-0-0	0-0-0	0-0-0	0-0-0	1-0-0	3-0-0	3-0-0	1-0-0	1-0-0	1-0-0	0-0-0	2-0-0
Salim Shahid	3-0-1	dnp	dnp	dnp	0-0-0	1-0-0	0-0-0	0-0-0	0-0-0	2-0-0	0-0-0	1-0-0
Rob Manchester	1-0-0	0-0-0	0-0-0	0-0-0	0-0-0	1-0-0	0-0-0	0-0-0	0-0-0	0-0-0	0-0-0	0-0-0

Starting Lineups

OFFENSE

GAME	WR	LT	LG	C	RG	RT	TE	QB	FB	WB	TB	WR
Kent	Chatmon	Purdie	Parks	Jackson	Rich	Askin		Jones	Hood	Riazzi	Wyatt	Hobbs
Florida		Purdie	Parks	Caruthers	Rich	Askin	Samuels	Jones	Hood	Riazzi	Wyatt	Hobbs
Indiana	Chatmon	Purdie	Parks	Jackson	Rich	Askin		Jones	Hood	Browning	Wyatt	Hobbs
South Carolina	Simms	Purdie	Parks	Jackson	Rich	Askin	Reeves	O'Ferral	Hood	Browning	Gordon	
Ole Miss	Chatmon	Page	Parks	Jackson	Rich	Askin	Samuels	Jones	Hood	Browning	Williams	
LSU	Chatmon	Page	Parks	Jackson	Rich	Askin	Samuels	Jones	Hood	Browning	Wyatt	
Georgia	Chatmon	Page	Parks	Jackson	Rich	Askin		Jones	Hood	Browning	Williams	Rudolph
Miss. State		Page	Parks	Jackson	Rich	Askin	Samuels	Jones	Hood	Browning	Wyatt	Rudolph
Vanderbilt	Chatmon	Page	Parks	Jackson	Rich	Askin	Samuels	Jones	Hood	Browning	Williams	
East Carolina	Chatmon	Page	Parks	Jackson	Rich	Askin	Samuels	Jones	Hood	Browning	Williams	
Tennessee	Chatmon	Page	Parks	Jackson	Rich	Askin	Samuels	Jones	Hood	Browning	Williams	
PEACH BOWL	Chatmon	Purdie	Parks	Jackson	Rich	Askin		Jones	Hood	Browning	Williams	Calvert

TROY HOBBS



THE STACK - I



MARK ASKIN



DEFENSE

GAME	LE	LT	RT	RE	MLB	WLB	BLB	FC	FS	SS	BC
Kent	Beehn	Stinson	Collins	Ward	Moore	Williams	Snardon	Cannon	Shahid	Jenkins	Robinson
Florida	Beehn	Stinson	Collins	Ward	Moore	Williams	Snardon	Cannon	Hall	Jenkins	Robinson
Indiana	Beehn	Stinson	Collins	Carter	Moore	Williams	Snardon	Cannon	Hall	Jenkins	Robinson
South Carolina	Beehn	Stinson	Collins	Carter	Moore	Williams	Conn	Cannon	Hall	Jenkins	Robinson
Ole Miss	Beehn	Lofton	Collins	Carter	Moore	Williams	Conn	Cannon	Hall	Jenkins	Robinson
LSU	Beehn	Lofton	Collins	Carter	Moore	Williams	Conn	Cannon	Hall	Jenkins	Robinson
Georgia	Beehn	Lofton	Collins	Carter	Moore	Williams	Conn	Cannon	Johnson	Jenkins	Sherwood
Miss. State	Beehn	Lofton	Collins	Carter	Moore	Williams	Berry	Hall	Johnson	Jenkins	Sherwood
Vanderbilt	Beehn	Lofton	Collins	Carter	Moore	Williams	Berry	Hall	Johnson	Jenkins	Sherwood
East Carolina	Beehn	Lofton	Collins	Carter	Moore	Stinson (DT)	Schellenberger	Hall	Johnson	Jenkins	Sherwood
Tennessee	Beehn	Lofton	Stinson	Carter	Moore	Williams	Snardon	Sherwood	Johnson	Jenkins	Robinson
PEACH BOWL	Beehn	Lofton	Stinson	Carter	Moore	Williams	Snardon	Sherwood	Johnson	Jenkins	Robinson

UK DEFENSE



MARCUS JENKINS



ZANE BEEHN



1993 Departed Lettermen

59 ZANE BEEHN, Defensive End
6-4, 260, 4L, Owensboro (Apollo)

43 games, 23 starts ... Credited with 16 tackles behind the line-of-scrimmage and eight sacks during his collegiate career ... Earned UK Defensive Player of the Game honors in Peach Bowl after being credited with a career-high 14 tackles, two sacks (-13) and a tackle-for-loss ... Named Outstanding Defensive Lineman in 1993 ... Tallied 144 career tackles ... Led team as a senior with three QB sacks (-23) and seven tackles-for-loss ... Caused four fumbles and recovered two in four years ... Drafted by the San Diego Chargers in the 7th round of the 1994 NFL Draft.

BEEHN CAREER STATISTICS

Year	Position	G	Tackles	Sacks	TFL
1990	Strike	11	33	0(0)	1(-2)
1991	Strike	11	46	3(-12)	6(-12)
1992	Defensive End	10	25	2(-11)	2(-9)
1993	Defensive End	11	40	3(-23)	7(-22)
TOTALS		**43**	**144**	**8(-46)**	**16(-45)**

40 STEVE BERRY, Linebacker
6-0, 227, 3L, Winter Park, Fla. (Countryside)

23 games, 2 starts ... Credited with 29 career tackles and a forced fumble ... Made a career-high seven tackles against Mississippi State in 1993 ... Called on to fill in at Georgia as a senior when three linebackers were injured, and made six tackles ... Played in every game as a sophomore, mostly on special teams ... Ranked third on squad in 1991 with eight special teams tackles ... Appeared in five games as a freshman.

BERRY CAREER STATISTICS

Year	Position	G	Tackles	Sacks	FF
1990	Special Teams	5	1	0(0)	0
1991	Special Teams/LB	11	8	0(0)	0
1993	Buck Linebacker	7	20	0(0)	1
TOTALS		**23**	**29**	**0(0)**	**1**

86 ALFONZO BROWNING, Wingback
6-3, 203, 2L, San Francisco, Calif.
(City College of San Francisco)

22 games, 10 starts ... Earned UK Outstanding Receiver Award in 1993 ... Transferred to UK from the City College of San Francisco ... Credited with 32 career receptions for 582 yards and six touchdowns ... As a senior, shared honors as squad's leading receiver along with Mark Chatmon with 20 receptions for 335 yards ... Caught at least one pass in every game except Tennessee ... UK's big-play receiver with a 16.8-yard averge per catch ... Caught a 56-yard TD against Kent ... As a junior, caught 12 passes for 247 yards and two touchdowns ... Shared team-best average of 20.6 yards-per-catch with Tim Calvert ... Caught a season-high 38-yard pass against Mississippi State ... Signed a free-agent contract with the San Francisco 49ers.

BROWNING CAREER STATISTICS

Year	Position	G	Rec	Yards	Avg	Rush	Yards	TD
1992	Flanker	11	12	247	20.6	1	1	2
1993	Wingback	11	20	335	16.8	20	110	4
TOTALS		**22**	**32**	**582**	**18.2**	**21**	**111**	**6**

95 TIM CALVERT, Flanker
5-9, 167, 3L, Mount Washington (Bullitt East)

32 games, 3 starts ... Earned SEC Academic Honor Roll accolades in 1993 with a 3.60 GPA in marketing ... Named to Athletic Director's Honor Roll for having the highest GPA (4.0) on team during '93 spring semester ... Credited with 34 career receptions for 606 yards, plus had two catches for 32 yards in the Peach Bowl ... As a senior, ranked fifth on the team with nine catches for 131 yards ... Had a 37-yard reception at Georgia ... As a junior, led the squad in receiving yards with 330 on 16 receptions ... Tied for team-best marks in average (20.6 ypc) and TD receptions (two) ... Was last UK receiver to break 100-yard plateau with 130 yards on three receptions against Cincinnati ... His 77-yard TD grab of QB Pookie Jones' pass against Cincinnati ranks as the sixth-longest pass play in UK history ... Earned UK Wildcats Pride Award for 1991 and 1992 seasons ... As a sophomore, credited with nine receptions for 145 yards (16.1 average) ... Caught a 10-yard pass with one second left to set up Doug Pelfrey's heroic game-winning 53-yard FG against Cincinati.

CALVERT CAREER STATISTICS

Year	Position	G	Rec	Yards	Avg	TD	LP
1991	Split End	11	9	145	16.1	0	22
1992	Split End	11	16	330	20.6	2	77
1993	Flanker	10	9	131	14.6	0	37
TOTALS		**32**	**34**	**606**	**17.8**	**2**	**77**

33 WILLIE CANNON, Cornerback
5-11, 186, 3L, Miami, Fla. (Southridge)

31 games, 11 starts ... Credited with 81 career tackles and four interceptions ... As a senior, started first seven games before pulling a hamstring against Georgia, which caused him to miss final four games of regular season ... Had two interceptions, including one in the Peach Bowl ... Credited with 25 tackles and a team-leading eight pass deflections ... Selected by coaches as Most Improved Defensive Back during '93 spring drills ... As a junior, led the team with three interceptions for 54 yards ... tied for ninth on the team with 44 tackles ... Had a career-high 15 tackles, one interception and one pass broken up against Florida in first collegiate start ... Sealed UK's 21-14 victory over Central Michigan by intercepting a pass with 14 seconds remainings ... Wildcats Pride on three occasions ... As a sophomore, credited with 11 tackles ... Blocked a punt against Florida to ignite a 20-point comeback ... Played in two games as a freshman but did not letter.

CANNON CAREER STATISTICS

Year	Position	G	Tackles	TFL	PBU	Int
1990	Corner	2	0	0(0)	0	0
1991	Hit	11	12	0(0)	0	0
1992	Corner, Free Safety	11	44	0(0)	3	3
1993	Corner	7	25	0(0)	8	1
TOTALS		**31**	**81**	**0(0)**	**11**	**4**

81 MARK CHATMON, Split End
5-8, 168, 3L, Milwaukee, Wisc. (South Division)

32 games, 10 starts ... Academic All-Southeastern Conference Honor Roll ... Leadership Committee ... Caught 33 passes for 471 yards and two TDs ... Returned 21 kickoffs for 398 yards ... As a senior, tied for first on the team along with Alfonzo Browning in receiving with 20 catches for 294 yards ... Had a career-best game against Ole Miss when he caught six passes for 79 yards, including a 33-yard TD ... Had two or more catches in five games ...Had a career-long 41-yard reception against Indiana ... As a junior, caught nine passes for 111 yards ... Averaged 49.7 all-purpose yards ... Wildcats Pride.

CHATMON CAREER STATISTICS

			Receiving						Kickoff Returns			
Year	Position	G	Rec	Yds	Avg	TD	LP	KOR	Yds	Avg	TD	LP
1990	Split End	1	0	0	0.0	0	0	0	0	0.0	0	0
1991	Split End	11	4	66	16.5	1	25	0	0	0.0	0	0
1992	Split End	10	9	111	12.3	0	21	18	354	19.7	0	48
1993	Split End	10	20	294	14.7	1	41	3	44	14.7	0	19
TOTALS		**32**	**33**	**471**	**14.3**	**2**	**41**	**21**	**398**	**18.9**	**0**	**48**

93 BRENT CLAIBORNE, Place Kicker
5-9, 174, 1L, Owensboro (Daviess County)

1 game, 0 starts ... Connected on two PATs in Kentucky's 35-0 win over Kent for his only collegiate action ... Earned Bill Faulkner and Fellowship of Christian Athletes Awards ... College of Education Service Award ... Earned SEC Academic Honor Roll accolades in 1993 ... Awarded $1,000 scholarship by the Kentucky Chapter of the National Football Foundation and Hall of Fame in 1991 ... Earned the NFF Award at the 1991 Johnny Unitas Golden Arm Award ceremony.

92 JON COLLINS, Defensive Tackle
5-10, 255, 3L, Madisonville (North Hopkins)

30 games, 10 starts ... Credited with 81 tackles and seven tackles-for-loss ... Named UK's Outstanding Defensive Lineman along with Zane Beehn as a senior ... As a senior, started first 10 games before suffering a knee injury against East Carolina which ended his career ... Finished sixth on the team and 17th among SEC defensive linemen in tackles with 46 ... Had career-best games against Vanderbilt with four tackles and two fumble recoveries and Mississippi State with seven tackles, one for a loss, and caused a fumble resulting in a safety ... Redshirted 1992 season ... As a sophomore, tallied four tackles, one sack and blocked a FG against Mississippi State ... One of three true freshmen to play in 1989.

COLLINS CAREER STATISTICS

Year	Position	G	Tackles	Sack	TFL
1989	Defensive Guard	8	10	0(0)	1(-2)
1990	Nose Guard	10	23	1(-8)	1(-1)
1991	Nose Guard	2	2	0(0)	0(0)
1992	Fullback		Redshirted		
1993	Defensive Tackle	10	46	1(-4)	5(-16)
TOTALS		**30**	**81**	**2(-12)**	**7(-19)**

1993 Departed Lettermen

30 DARRYL CONN, Linebacker
5-11, 212, 4L, Franklin (Franklin-Simpson)

35 games, 4 starts ... Credited with 47 career tackles ... As a senior, UK's starting Buck linebacker before suffering career-ending broken ankle against Georgia ... Recorded career-high eight tackles against South Carolina and forced a Gamecock fourth-quarter fumble to help preserve UK's come-from-behind 21-17 victory ... Used in backup role and on special teams in 1990, 1991 and 1992 ... Wildcats Pride.

CONN CAREER STATISTICS

Year	Position	G	Tackles	Sack	TFL
1990	Bandit	8	14	0(0)	0(0)
1991	Bandit	11	2	0(0)	0(0)
1992	Bandit	9	0	0(0)	0(0)
1993	Buck Linebacker	7	31	0(0)	0(0)
TOTALS		**35**	**47**	**0(0)**	**0(0)**

49 CHAD HAYES, Long Snapper
5-11, 212, 1L, Lawrenceburg (Anderson County)

0 games, 0 starts ... Spent the 1993 season as the backup long snapper ... Earned position on travel squad ... One of 28 Wildcats to earn a 3.0-or-better GPA during the 1993 spring semester.

53 GEOFFREY HEARD, Wingback
5-10, 185, 1L, Chicago, Ill. (DeLaSalle Institute)

2 games, 0 starts ... Appeared in two games (East Carolina and Tennessee) as a member of special teams ... Selected member of squad's "Leadership Committee".

22 TROY HOBBS, Split End
5-9, 135, 3L, Miami, Fla. (Southridge)

28 games, 3 starts ... Caught 18 passes for 207 yards during career ... As a senior, caught four passes in first five games but did not catch another ... Had a 40-yard TD against Vanderbilt nullified because QB Pookie Jones had stepped over the line of scrimmage ... Caught five passes as a junior and had nine receptions for 122 yards as a sophomore ... Wildcats Pride ... Had career-long 19-yard receptions against Mississippi State and Florida ... One of 30 Wildcats to earn a 3.0-or-better GPA during '91 fall semester.

HOBBS CAREER STATISTICS

Year	Position	G	Rec	Yds	Avg	TD	Long
1991	Flanker	11	9	122	13.6	0	19
1992	Split End	6	5	43	8.6	0	13
1993	Split End	11	4	42	10.5	0	16
TOTALS		**28**	**18**	**207**	**11.5**	**0**	**19**

52 WESLEY JACKSON, Center
6-3, 284, 3L, Louisvile (Manual)

24 games, 11 starts ... Started all but one game as a senior ... Named UK's Outstanding Offensive Lineman ... Center of offensive line which allowed rushing attack to average 210.5 yards a game (24th nationally) ... Played all five positions on offensive line at sometime during collegiate career ... Played entire game in the Wildcats' 27-25 victory over LSU in his first collegiate start ... Helped UK roll to 347 yards of offense and keep possession of football for over 40 minutes in victory over LSU ... Wildcats Pride ... One of 25 Wildcats to attain a 3.0-or-better GPA during '91 and '92 spring semesters.

13 MARCUS JENKINS, Strong Safety
6-2, 195, 2L, Long Beach, Calif. (Long Beach City College)

22 games, 12 starts ... Earned Coaches and *Football News* first team and AP second-team All-SEC honors ... *Football News* Almost All-American ... Earned UK's Outstanding Defensive Back Award ... Credited with 96 career tackles, 6 interceptions and 10 pass break-ups plus had eight stops in the Peach Bowl ... Only member of defensive secondary to start every game in 1993 ... Played in every game during two-year UK career ... As a senior, finished second on team and ninth among SEC defensive backs in tackles with 67 ... Ranked in a tie for seventh nationally and third in the SEC with six interceptions ... Tied UK single-game record with three interceptions against Florida ... Named *Sports Illustrated* Defensive Player of the Week ... Recovered a fumble and intercepted a pass in final five minutes to preserve UK's 21-17 victory over South Carolina ... Had a career-high 10 tackles against Tennessee ... Wildcats Pride.

JENKINS CAREER STATISTICS

Year	Position	G	Tackles	PBU	Int
1992	Rover/CB	11	39	4	0
1993	Strong Safety	11	67	6	6
TOTALS		**22**	**106**	**10**	**6**

16 POOKIE JONES, Quarterback
6-1, 196, 3L, Murray (Calloway County)

30 games, 28 starts ... Drafted by Colorado Rockies in 14th round of MLB draft and signed, thus giving up collegiate football ... UK's second all-time Total Offense leader with 4,313 yards ... Ranks better than sixth in five other offensive categories: Offensive Plays (2nd-871), Pass Attempts (5th-504), Pass Completions (5th-263), Passing Yards (5th-3,459) and TD Passes Thrown (6th-16) ... As a senior, completed 85 of 163 passes for 1,071 yards and eight touchdowns ... Finished eighth in SEC with QB rating of 115.0 ... Became first QB to rush for 100 yards since 1980 with 130 yards against Kent ... Connected on 16-of-32 passes for 154 yards and a TD in Peach Bowl ... Named UK Offensive Player of the Game in Peach Bowl ... Ran for a 60-yard TD and connected with Alfonzo Browning for a 56-yard TD pass against Kent ... As a junior, set a school record with 1,729 total yards on 343 plays ... Shattered UK single game record with 405 yards of total offense (48 rushing, 357 passing) against Miss. State ... His 77-yard TD pass to Tim Calvert ranks as the 6th longest pass play in UK history ... Started seven games as a redshirt freshman.

JONES CAREER STATISTICS

			Rushing				Passing				
Year	Position	G	Att	Yds	Avg	TD	LP	C-A-I	Yds	Pct.	TD	LP
1991	Quarterback	9	97	271	2.8	4	51	81-138-4	954	.587	3	31
1992	Quarterback	11	140	295	2.1	3	42	97-203-8	1434	.478	5	77
1993	Quarterback	10	130	288	2.2	6	60	85-163-7	1071	.522	8	56
TOTALS		**30**	**367**	**854**	**2.3**	**13**	**60**	**263-504-19**	**3459**	**.522**	**16**	**77**

84 CALE LANGFORD, Free Safety
5-10, 184, 2L, Chatsworth, Ga. (Murray County)

16 games, 0 starts ... Played in every game on special teams and as a backup free safety as a senior ... Had a career-high three tackles against LSU and Georgia ... Two-time SEC Academic Honor Roll honoree ... Presented with the Johnny Unitas Walk-on Scholarship ... Leadership Committee ... Wildcats Pride.

70 BILLY LOFTON, Defensive Tackle
6-3, 285, 2L, Wilmington, N.C. (Chowan Community College)

22 games, 11 starts ... Started last eight games as a senior at defensive tackle ... Was seventh on team and 18th among SEC defensive linemen in tackles with 44 plus had a season-high 11 tackles against Clemson in the Peach Bowl ... Started four games as a junior ... Ranked second among UK defensive linemen with 57 tackles ... Posted a career-high 14-tackles against Cincinnati in 1992... Against Indiana tallied six tackles, one sack (-9), one TFL (-2) and one QB pressure ... Wildcats Pride.

LOFTON CAREER STATISTICS

Year	Position	G	Tackles	Sacks	TFL
1992	Defensive Tackle	11	57	1(-9)	2(-3)
1993	Defensive Tackle	11	44	2(-6)	1(-2)
TOTALS		**22**	**101**	**3(-15)**	**3(-5)**

45 MARTY MOORE, Linebacker
6-1, 239, 4L, Fort Thomas (Highlands)

42 games, 33 starts ... Fourth on UK's All-Time Tackles Chart with 470 ... AP, Coaches, *Football News* and *Birmingham News* first team All-SEC ... *Football News* Almost All-American ... Butkus Award watch list ... Hitachi/CFA Scholar Athlete ... Two-time SEC Academic Honor Roll ... East-West Shrine game ... Three-Time UK Outstanding Linebacker ... Senior Scholastic Award for having the highest GPA among UK football players ... Most Valuable Senior ... Team Captain ... Led SEC in tackles in 1991 and 1992 and finished sixth in 1993 ... Named SEC Defensive Player of the Week after 14-tackle, two-interception performance against Florida ... Four-year Leadership Committee member ... AP second-team ALL-SEC as a junior ... Credited with double digit tackles in 28 games ... Returned an interception 36 yards for a TD to seal UK's 37-25 victory over Indiana in 1992 ... Had a career-high 21 tackles against Vanderbilt in 1991 ... *Football News* Sophomore All-American ... Set school record with 183 tackles in 1991 ... Ranked third nationally in total tackles ... Wildcats Pride ... Selected by the New England Patriots in the 7th round with the 222nd and last pick.

MOORE CAREER STATISTICS

Year	Position	G	Tackles	Sacks	TFL	Int	FR
1990	Mike Linebacker	9	23	0(0)	0(0)	0	0
1991	Mike Linebacker	11	183	1(-8)	7(-12)	0	2
1992	Mike Linebacker	11	148	2(-17)	5(-12)	2	0
1993	Mike Linebacker	11	116	0(0)	3(-7)	3	1
TOTALS		**42**	**470**	**3(-25)**	**15(-31)**	**5**	**3**

1993 Departed Lettermen

74 CHRIS PAGE, Offensive Tackle
6-7, 305, 2L, Roswell, Ga. (High)

17 games, 7 starts ... Career cut two years short by digenerative discs in his back ... Wildcats Pride ... Plagued by injuries throughout career ... Missed first three games of 1993 season after suffering a sprained knee in a preseason scrimmage ... Helped UK average 210.5 yards rushing (24th nationally), its best average since 1987 ... Helped UK roll to 347 total yards of offense and keep possession of the football for over 40 minutes against LSU in 1992 ... His brother, Neil, lettered three years for UK.

64 DAVID PARKS, Offensive Guard
6-2, 262, 3L, Villa Rica, Ga. (High)

36 games, 12 starts ... Started every game at left guard as a senior ... SEC Academic Honor Roll ... Helped team average 210.5 yards per game (24th nationally) its best since 1987 ... Most experienced lineman with 37 games played ... Wildcats Pride ... One of 24 Wildcats to earn a 3.0-or-better GPA during '92 spring term.

36 MATT RIAZZI, Wingback
5-7, 180, 4L, Kettering, Ohio (Archbishop Alter)

42 games, 8 starts ... Walk-on who earned a scholarship each of last three years ... As a senior, led UK in punt returns with 26 for 140 yards ... Caught a 20-yard pass against Mississippi State ... Rushed 19 times for 87 yards ... As a junior, ranked fifth on team with 243 yards rushing on 30 carries and one TD ... Had five pass receptions for 99 yards ... Returned four punts for 44 yards and four kickoffs for 42 yards ... Career-high 109 yards rushing on nine carries at Tennessee, including a career-long 51-yard rush ... Wildcats Pride ... Saw action on special teams and as a backup tailback in 1990 and 1991.

RIAZZI CAREER STATISTICS

			Rushing					Receiving				
Year	Position	G	Att	Yds	Avg	TD	LP	Rec	Yds	Avg	TD	LP
1990	Tailback	9	2	-8	-4.0	0	1	1	1	1.0	0	1
1991	Tailback	11	6	29	4.8	0	17	7	25	3.6	0	17
1992	Wingback	11	30	243	8.1	1	51	5	99	19.8	0	28
1993	Wingback	11	19	87	4.6	0	10	1	20	20.0	0	20
TOTALS		**42**	**57**	**351**	**6.2**	**1**	**51**	**14**	**145**	**10.4**	**0**	**28**

55 BARRY RICH, Offensive Guard
6-1, 273, 3L, Tompkinsville (Monroe County)

18 games, 11 starts ... One of three offensive linemen to start every game last season (Mark Askin and David Parks) ... Helped team average 210.5 yards rushing per game (24th nationally) its best since 1987 ... As a junior, played in six games as a backup right guard ... One of 24 squadmen to earn a 3.0-or-better GPA during '92 spring term ... As a sophomore, saw action against Florida ... Wildcats Pride ... Leadership Committee.

38 DON ROBINSON, Cornerback
6-1, 190, 4L, Richmond, Va. (John Marshall)

40 games, 28 starts ... Academic All-SEC Honor Roll ... Most experienced defensive back departing ... Missed two games last season after spraining ankle against Georgia ... UK's eighth leading tackler with 42, including 39 unassisted ... Had four pass deflections ... Recorded interceptions against South Carolina and East Carolina ... Season-high 10 tackles against Florida ... As a junior, ranked fifth on team with 59 tackles ... Sealed UK's 13-9 victory over South Carolina with interception on game's final play ... Wildcats Pride ... As a sophomore, ranked fifth on team with 63 tackles ... Named SEC Defensive Player of the Week following his performance vs. Florida — 11 tackles and two interceptions ... Career-high 15 tackles against Vanderbilt ... High jumped for UK indoor track team ... Played in nine games as a true freshman.

ROBINSON CAREER STATISTICS

Year	Position	G	Tackles	TFL	PBU	Int
1990	Cornerback	9	16	0(0)	0	0
1991	Cornerback	11	63	0(0)	6	2
1992	Cornerback	11	59	0(0)	4	1
1993	Cornerback	9	42	0(0)	4	2
TOTALS		**40**	**180**	**0(0)**	**14**	**5**

44 TERRY SAMUELS, Tight End
6-2, 253, 4L, Louisville (Male)

43 games, 27 starts ... Moved to tight end as a senior after three years at fullback ... Finished UK career tied for third in receiving with 83 catches for 640 yards ... As a senior, ranked third on team in receiving with 14 catches for 139 yards and three TDs ... Had a season-high 28-yard TD catch against Kent ... Caught four passes for 51 yards and a TD against LSU ... As a junior, led UK in rushing with 380 yards on 98 carries with four TDs ... Was second on squad in receiving with 19 catches for 127 yards ... Season-high 74 yards rushing on 13 carries against Central Michigan ... Scored game-winning TD in UK's 13-9 victory over South Carolina ... Wildcats Pride ... As a sophomore, led UK in rushing with 307 yards on 77 carries and one TD ... Ranked third on squad in receiving with 16 catches for 105 yards ... Season-best game against Ole Miss with 117 all-purpose yards ... Had three receptions in three different games ... As a freshman, had a career-high seven receptions against Miss. State and Florida ... *Knoxville News-Sentinel* All-SEC Freshman team ... Ranked second on team in rushing with 325 yards on 72 carries ... Ranked second on team in all-purpose yards (57.5 ypg) ... Rushed for 76 yards and caught three passes for 34 yards in UK's 26-24 victory over Georgia ... Selected by Arizona Cardinals on 6th round of 1994 NFL Draft.

SAMUELS CAREER STATISTICS

			Rushing					Receiving				
Year	Position	G	Att	Yds	Avg	TD	LP	Rec	Yds	Avg	TD	LP
1990	Fullback	10	72	325	4.5	0	25	34	223	6.6	2	17
1991	Fullback	11	77	307	4.0	1	45	16	105	6.6	0	16
1992	Fullback	11	98	380	3.9	4	21	19	127	6.7	0	13
1993	Tight End	11	0	0	0.0	0	0	14	139	9.9	3	28
TOTALS		**43**	**247**	**1012**	**4.1**	**5**	**45**	**83**	**594**	**7.2**	**7**	**28**

26 SALIM SHAHID, Free Safety
6-3, 201, 3L, Louisville (Male)

22 games, 9 starts ... As a senior, started season opening game against Kent ... Credited with six tackles, mostly on special teams ... Sat out junior season ... As a sophomore, played in nine games, tallying 31 tackles ... Had a career-high eight tackles and one QB sack against Miami (Ohio) ... Wildcats Pride ... As a freshman, started first five games.

SHAHID CAREER STATISTICS

Year	Position	G	Tackles	TFL	Int
1990	Rover	5	23	0(0)	0
1991	Rover	9	31	2(-4)	0
1992	Rover	0	0	0(0)	0
1993	Free Safety	8	6	0(0)	0
TOTALS		**22**	**60**	**2(-4)**	**0**

24 ADRIAN SHERWOOD, Cornerback
5-11, 175, 4L, Texas City, Texas (High)

42 games, 19 starts ... As a senior, ranked 10th on team with 35 tackles, 29 unassisted ... Had biggest hit of the year for UK when he jarred the ball from East Carolina's Junior Smith, eventually leading to UK's game-winning and bowl-clinching FG after Marty Moore's fumble recovery ... Season-high six tackles against Georgia ... Credited with five tackles and an interception in the Peach Bowl ... As a junior, led team in pass deflections with nine ... Wildcats Pride ... As a sophomore, tallied two interceptions ... Returned a fumble 54 yards for a TD against Cincinnati ... Career-high nine tackles against Miss. State ... Was one of four true freshmen to play in 1990.

SHERWOOD CAREER STATISTICS

Year	Position	G	Tackles	TFL	PBU	Int
1990	Cornerback	11	15	0(0)	1	1
1991	Cornerback	11	42	0(0)	3	2
1992	Cornerback	9	38	0(0)	9	1
1993	Cornerback	11	35	0(0)	2	2
TOTALS		**42**	**130**	**0(0)**	**15**	**6**

2 DUCE WILLIAMS, Linebacker
6-0, 196, 4L, Bethel Park, Pa. (High)

40 games, 28 starts ... As a senior, was third on team and 15th among SEC ends and outside linebackers with 62 tackles ... Posted three TFL (-15), two interceptions, two pass deflections and two fumble recoveries ... Had a career-high 12 tackles in the Peach Bowl ... As a junior, started first seven games before suffering season-ending injury against Georgia ... Season-high seven tackles and one TFL against Central Michigan ... Wildcats Pride ... As a sophomore, tied for fifth on the team with 63 tackles ... Season-high 10 tackles against LSU ... Had seven-or-more tackles in five games ... One of 24 Wildcats to compile a 3.0-or-better GPA during the '91 spring term ... Played in every game as a freshman ... Credited with five tackles against Rutgers in Giants Stadium.

WILLIAMS CAREER STATISTICS

Year	Position	G	Tackles	Sack	TFL
1990	Bandit	11	16	0(0)	0(0)
1991	Bandit	11	63	1(-3)	2(-2)
1992	Bandit	7	30	1(-10)	2(-5)
1993	Will Linebacker	11	62	0(0)	3(-15)
TOTALS		**40**	**171**	**2(-13)**	**7(-22)**



THE SEC

History of the Southeastern Conference

SEC Administrative Staff



Roy Kramer
Commissioner



Mark Womack
Executive Associate Commissioner



John Guthrie
Associate Commissioner



Jim McCullough
Associate Commissioner



Patricia Wall
Associate Commissioner



John Gerdy
Associate Commissioner



Brad Davis
Associate Commissioner



Sharon Gaunt
Associate Commissioner



Mark Whitworth
Assistant Commissioner



Peggy Blake
Director of Business Operations



Debbie Corum
Director of Championship Marketing



Graham Edwards
Director of Media Services



Karen Frascona
Associate Director of Media Services

Throughout its 62-year history the Southeastern Conference has been a leader in the integration of athletic competition and higher education.

Since its formation in 1933, the SEC has achieved both stature and stability by designating governing/voting power to the presidents of the member institutions. They have determined the policies of the conference and through the years this involvement has been the principal source of strength in the evolution of the SEC.

Intercollegiate athletics has encountered many challenges in the 1990s and again the SEC provided guidance. In 1993, the member institutions adopted The Principles of Gender Equity. Committed to increasing the quantity and quality of women's athletic opportunities, each school will provide at least two more women's intercollegiate programs than the number of men's.

Faced with the task of conference realignment after competing with 10 members since 1966, the SEC welcomed the University of Arkansas on Aug. 1, 1990, and the University of South Carolina on Sept. 25, 1990. Joining charter members Alabama, Auburn, Florida, Georgia, Kentucky, LSU, Mississippi, Mississippi State, Tennessee and Vanderbilt, on July 1, 1991, Arkansas and South Carolina became the first schools added in conference history.

Fully incorporated into conference competition by 1992, Arkansas and South Carolina participated in SEC championships for all sports except football during the 1991-92 academic year. The SEC was again at the forefront, introducing football, basketball and baseball divisional play and the nation's first ever Division I football championship game.

SEC schools began athletic competition with one another almost 100 years ago as members of the Southern Intercollegiate Athletic Association.

Seven institutions (Alabama, Auburn, Georgia, Georgia Tech, North Carolina, Sewanee and Vanderbilt) attended the SIAA organizational meeting of faculty representatives, called by Dr. William L. Dudley of Vanderbilt, in Atlanta Dec. 22, 1894.

Student teams from the schools began meeting in various sports with little pattern to their contests. Baseball was the most popular campus sport, but the American adaptation of the English game rugby, called "football" was drifting down from the East and Midwest. Southerners were quickly attracted to this sport formalized in 1869.

The first football game in the Southeast was played April 9, 1880, on the ground now called Old Stoll Field at the University of Kentucky. Kentucky, then known as Kentucky A&M, was host to the contest in which Transylvania College, then called Kentucky University, upset Centre College 13 3/4 to 0. Kentucky A&M (now UK) organized a team and in November 1881, played Transylvania in a three-game series (winning 7 1/2 to 1, then losing 1 to 2 and 2 1/2 to 3 3/4). By 1895 11 current SEC members were playing football.

Basketball moved quickly to the South as Vanderbilt was playing at the Nashville YMCA in 1893, just two years after Dr. James Naismith originated the game at Springfield (Mass.) College. The Commodores won 9-6 in a game with nine players on each team. Basketball became an intercollegiate sport in 1901 and in 1908 Vanderbilt was meeting Columbia and Yale intersectionally.

Track was organized on a conference level at the 1895 SIAA meeting presided over by President Dudley who served until his death in 1914. The first championship meet was held at Vanderbilt May 15, 1896. By 1900 eight of the 13 charter SEC members were participating.

The seven-member SIAA expanded to 19 institutions in 1895 (Alabama, Auburn, Central, Clemson, Cumberland, Georgia, Georgia Tech, Kentucky, LSU, Mercer, Mississippi State, Nashville, North Carolina, Sewanee, Southwestern Presbyterian, Tennessee, Texas, Tulane and Vanderbilt) and by 1920 there were 30 members.

The larger schools reorganized as the Southern Conference at a meeting in Gainesville Dec. 12-13, 1920. Professor S.V. Sanford of Georgia called the meeting and served as the first president. Charter members of the Southern Conference included: Alabama, Auburn, Clemson, Georgia, Georgia Tech, Kentucky, Maryland, Mississippi State, North Carolina, North Carolina State, Tennessee, Virginia, Virginia Tech and Washington & Lee.

Despite an original limit of 16, the membership grew to 23 by 1928. In 1922 Florida, Louisiana State, Mississippi, South Carolina, Tulane, Vanderbilt and Virginia Military joined, while Sewanee and Duke became members in 1923 and 1928 respectively. At one time or another the SIAA and the SC included most of the Southern colleges from Virginia to Texas.

The 13 members west and south of the Appalachian Mountains reorganized as the Southeastern Conference at the annual SC meeting of Dec. 8-9, 1932, in Knoxville. The 10 coast members remained in the Southern Conference. Dr. Frank L. McVey of Kentucky was elected president of the new conference whose charter members were: Alabama, Auburn, Florida, Georgia, Georgia Tech, Kentucky, Louisiana State, Mississippi, Mississippi State, Sewanee, Tennessee, Tulane and Vanderbilt. (Sewanee withdrew Dec. 13, 1940, Georgia Tech on June 1, 1964 and Tulane on June 1, 1966). McVey held an informal meeting of the school presidents in Birmingham Feb. 16, 1933, then the first full meeting in Atlanta Feb. 27.

The office of the commissioner was formed in 1940 in Jackson due to the great amount of detail work developing, especially in recruiting and eligibility. Former Mississippi Governor Martin S. Conner took office as commissioner Aug. 21, 1940, as an extension of the authority of the presidents. Conner later became ill and the secretary of the conference, Dean N.W. Dougherty of Tennessee, served as acting commissioner during the fall of 1946.

The office moved to Birmingham with the appointing of Bernie H. Moore as the second full-time commissioner on Feb. 21, 1948. Moore, a former LSU coach, guided the SEC to national respect in his 18-year tenure.

A.M. (Tonto) Coleman succeeded Moore upon his retirement April 1, 1966. The Alabama native, who was reared in Texas and experienced in athletic coaching and administration, served six and a half years.

Dr. H. Boyd McWhorter, then Dean of Arts and Sciences at Georgia and secretary of the league since 1967, accepted the position upon the retirement of Coleman Aug. 1, 1972. Under his leadership the SEC experienced unparalleled growth. In McWhorter's first year the SEC distributed $1.57 million and 14 years later (1986) the league distributed $15 million in revenue to the member institutions.

Dr. Harvey W. Schiller, an Air Force colonel and faculty chair at the U.S. Air Force Academy, followed McWhorter upon retirement, taking office Sept. 15, 1986. Under his guidance the SEC established itself as a leader in the areas of athletic scholarship and marketing.

Roy F. Kramer succeeded Schiller on Jan. 10, 1990. Kramer, who has served on numerous NCAA committees, joined the league office after spending 12 years as athletic director at Vanderbilt.

The first SEC champions were crowned in 1933 in four sports (baseball, basketball, football and outdoor track). The league's inaugural championship event was a basketball tournament in Atlanta Feb. 24-28, 1933. Records show the first men's team title for cross-country was awarded in 1935, while golf and swimming were added in 1937. The league later began hosting championships in tennis (1953) and indoor track (1957). A men's all-sports champion (Bernie Moore Trophy) has been awarded every year since 1973-74.

In the 1979-80 academic year SEC championships for women were recognized in basketball, tennis and volleyball. The following year golf, gymnastics, swimming and track and field were added. The administration of women's athletics officially came under the auspices of the conference office on Sept. 1, 1984. A women's all-sports champion has been awarded every year since 1983-84.

The SEC currently regulates nine men's sports and 10 women's sports: Men - baseball, basketball, football, golf, swimming, tennis and track (cross country, indoor and outdoor). Women - basketball, golf, gymnastics, soccer, swimming, tennis, track (cross country, indoor and outdoor) and volleyball.

1994 SEC Schedule

September 3, Saturday
Tennessee-Chattanooga at ALABAMA (Birmingham)
SMU at ARKANSAS (Little Rock)
AUBURN at OLE MISS
New Mexico St. at FLORIDA
GEORGIA at SOUTH CAROLINA
Louisville at **KENTUCKY**
Texas A&M at LSU
MISSISSIPPI ST. at Memphis
TENNESSEE at UCLA
Wake Forest at VANDERBILT

September 10, Saturday
VANDERBILT at ALABAMA
ARKANSAS at SOUTH CAROLINA
NE Louisiana at AUBURN
KENTUCKY at FLORIDA
TENNESSEE at GEORGIA
MISSISSIPPI ST. at LSU
Southern Illinois at OLE MISS

September 17, Saturday
ALABAMA at ARKANSAS
LSU at AUBURN
FLORIDA at TENNESSEE
NE Louisiana at GEORGIA
Indiana at **KENTUCKY**
OLE MISS at VANDERBILT
Louisiana Tech at SOUTH CAROLINA
MISSISSIPPI ST. - open

September 24, Saturday
Tulane at ALABAMA
ARKANSAS at Memphis
East Tennessee St. at AUBURN
OLE MISS at GEORGIA
SOUTH CAROLINA at **KENTUCKY**
TENNESSEE at MISSISSIPPI ST.
FLORIDA - open
LSU - open
VANDERBILT - open

September 29, Thursday
KENTUCKY at AUBURN

October 1, Saturday
GEORGIA at ALABAMA
VANDERBILT at ARKANSAS (Little Rock)
FLORIDA at OLE MISS
SOUTH CAROLINA at LSU
Arkansas St. at MISSISSIPPI ST.
Washington St. at TENNESSEE

October 8, Saturday
Southern Miss at ALABAMA
ARKANSAS at TENNESSEE
AUBURN at MISSISSIPPI ST.
LSU at FLORIDA
Clemson at GEORIGA
East Carolina at SOUTH CAROLINA
Cincinnati at VANDERBILT
KENTUCKY - open
OLE MISS - open

October 15, Saturday
ALABAMA at TENNESSEE
OLE MISS at ARKANSAS
AUBURN at FLORIDA
VANDERBILT at GEORGIA
KENTUCKY at LSU
MISSISSIPPI ST. at SOUTH CAROLINA

October 22, Saturday
OLE MISS at ALABAMA
GEORGIA at **KENTUCKY**
Tulane at MISSISSIPPI ST.
SOUTH CAROLINA at VANDERBILT
ARKANSAS - open
AUBURN - open
FLORIDA - open
LSU - open
TENNESSEE - open

October 29, Saturday
ARKANSAS at AUBURN
GEORGIA at FLORIDA
MISSISSIPPI ST. at **KENTUCKY**
LSU at OLE MISS
TENNESSEE at SOUTH CAROLINA
Northern Illinois at VANDERBILT
ALABAMA - open

November 5, Saturday
ALABAMA at LSU
ARKANSAS at MISSISSIPPI ST.
East Carolina at AUBURN
Southern Miss at FLORIDA
VANDERBILT at **KENTUCKY**
Memphis at OLE MISS
GEORGIA - open
SOUTH CAROLINA - open
TENNESSEE - open

November 12, Saturday
ALABAMA at MISSISSIPPI ST.
Northern Illinois at ARKANSAS
GEORGIA at AUBURN
SOUTH CAROLINA at FLORIDA
NE Louisiana at **KENTUCKY**
Southern Miss at LSU
OLE MISS at Tulane
Memphis at TENNESSEE
VANDERBILT - open

November 19, Saturday
AUBURN at ALABAMA
FLORIDA at VANDERBILT
KENTUCKY at TENNESSEE
LSU at Tulane
SOUTH CAROLINA at Clemson
ARKANSAS - open
GEORGIA - open
OLE MISS - open
MISSISSIPPI ST. - open

November 25, Friday
Georgia Tech at GEORGIA

November 26, Saturday
LSU at ARKANSAS
FLORIDA at Florida St.
MISSISSIPPI ST. at OLE MISS
TENNESSEE at VANDERBILT

December 3, Saturday
SEC CHAMPIONSHIP GAME - Atlanta, Ga.

UK

SEC
FOOTBALL CHAMPIONS

YEAR	CHAMPION	RECORD
1933	Alabama	5-0-1
1934	Tulane	8-0
	Alabama	7-0
1935	LSU	5-0
1936	LSU	6-0
1937	Alabama	6-0
1938	Tennessee	7-0
1939	Tennessee	6-0
	Georgia Tech	6-0
	Tulane	5-0
1940	Tennessee	5-0
1941	Miss. State	4-0-1
1942	Georgia	6-1
1943	Georgia Tech	3-0
1944	Georgia Tech	4-0
1945	Alabama	6-0
1946	Georgia	5-0
	Tennessee	5-0
1947	Ole Miss	6-1
1948	Georgia	6-0
1949	Tulane	5-1
1950	KENTUCKY	5-1
1951	Georgia Tech	7-0
	Tennessee	5-0
1952	Georgia Tech	6-0
1953	Alabama	4-0-3
1954	Ole Miss	5-1
1955	Ole Miss	5-1
1956	Tennessee	6-0
1957	Auburn	7-0
1958	LSU	6-0
1959	Georgia	7-0
1960	Ole Miss	5-0-1
1961	Alabama	7-0
	LSU	6-0
1962	Ole Miss	6-0
1963	Ole Miss	5-0-1
1964	Alabama	8-0
1965	Alabama	6-1-1
1966	Alabama	6-0
	Georgia	6-0
1967	Tennessee	6-0
1968	Georgia	5-0-1
1969	Tennessee	5-1
1970	LSU	5-0
1971	Alabama	7-0
1972	Alabama	7-1
1973	Alabama	8-0
1974	Alabama	6-0
1975	Alabama	6-0
1976	KENTUCKY	5-1
	Georgia	5-1
1977	Alabama	7-0
1978	Alabama	6-0
1979	Alabama	6-0
1980	Georgia	6-0
1981	Georgia	6-0
	Alabama	6-0
1982	Georgia	6-0
1983	Auburn	6-0
1984	vacated	
1985	Tennessee	5-1
1986	LSU	5-1
1987	Auburn	5-0-1
1988	LSU	6-1
	Auburn	6-1
1989	Alabama	6-1
	Auburn	6-1
	Tennessee	6-1
1990	Tennessee	5-1-1
1991	Florida	7-0
1992	Alabama	9-0
1993	Florida	8-1

1993 Final SEC Standings/Team Stats

FINAL 1993 SEC STANDINGS

EASTERN DIVISION

School	SEC	Pct.	All	Pct.
*Florida	7-1	.875	10-2	.833
Tennessee	6-1-1	.813	9-1-1	.864
Kentucky	4-4	.500	6-5	.545
Georgia	2-6	.250	5-6	.455
South Carolina	2-6	.250	4-7	.364
Vanderbilt	1-7	.125	4-7	.364

* SEC Eastern Division and overall Champion

WESTERN DIVISION

School	SEC	Pct.	All	Pct.
*Alabama	5-2-1	.688	8-3-1	.708
Arkansas	3-4-1	.438	5-5-1	.500
LSU	3-5	.375	5-6	.455
Ole Miss	3-5	.375	5-6	.455
Miss. State	2-5-1	.313	3-6-2	.364
#Auburn	8-0	1.000	11-0	1.000

* SEC Western Division Champion # Not eligible for SEC title

TOTAL OFFENSE

SCHOOL	G	PLAYS	YDS	AVG	TD	YDSPG
Tennessee (6)	11	762	5286	6.94	62	480.55
Florida (7)	12	888	5719	6.44	61	476.58
Georgia (19)	11	776	4733	6.10	39	430.27
Auburn (25)	11	800	4620	5.78	45	420.00
Alabama (43)	12	835	4688	5.61	36	390.67
Mississippi St. (58)	11	767	3932	5.13	27	357.45
South Carolina (76)	11	734	3638	4.96	21	330.73
Kentucky (78)	11	759	3620	4.77	26	329.09
Arkansas (89)	11	731	3477	4.76	22	316.09
LSU (90)	11	759	3451	4.55	21	313.73
Ole Miss (92)	11	682	3352	4.91	28	304.73
Vanderbilt (104)	11	721	2682	3.72	16	243.82

TOTAL DEFENSE

SCHOOL	G	PLAYS	YDS	AVG	TD	YDSPG
Ole Miss (1)	11	724	2580	3.56	14	234.55
Alabama (5)	12	738	3104	4.21	19	258.67
Tennessee (13)	11	780	3395	4.35	16	308.64
Auburn (15)	11	698	3432	4.92	24	312.00
South Carolina (28)	11	759	3664	4.83	25	333.09
Florida (30)	12	836	4039	4.83	28	336.58
Kentucky (37)	11	729	3796	5.21	23	345.09
Mississippi St.(40)	11	771	3862	5.01	28	351.09
Vanderbilt (43)	11	715	3876	5.42	37	352.36
Arkansas (45)	11	765	3925	5.13	22	356.82
Georgia (63)	11	785	4190	5.34	37	380.91
LSU (72)	11	734	4353	5.93	41	395.73

PASSING OFFENSE

SCHOOL	G	ATT	CMP	INT	PCT	YDS	YDS/ ATT	TD	YDSPG	YDS/CMP
Florida (4)	12	488	284	21	0.58	4072	8.34	41	339.33	14.34
Georgia (8)	11	432	272	7	0.63	3552	8.22	24	322.91	13.06
Tennessee (29)	11	320	208	9	0.65	2665	8.32	31	242.27	12.81
Alabama (45)	12	300	169	16	0.56	2569	8.56	13	214.08	15.20
S. Carolina (50)	11	325	163	14	0.50	2267	6.98	8	206.09	13.91
Auburn (57)	11	288	174	8	0.60	2188	7.60	15	198.91	12.57
Miss. State (59)	11	331	144	10	0.44	2141	6.47	14	194.64	14.87
LSU (66)	11	341	161	16	0.47	2002	5.87	9	182.00	12.43
Ole Miss (78)	11	255	143	14	0.56	1778	6.97	14	161.64	12.43
Arkansas (97)	11	233	114	10	0.49	1354	5.81	6	123.09	11.88
Kentucky (99)	11	214	108	11	0.50	1305	6.10	9	118.64	12.08
Vanderbilt (105)	11	157	55	13	0.35	546	3.48	0	49.64	9.93

SCORING OFFENSE

SCHOOL	G	PTS	AVG	TD	KXP	OXP	FG	S
Tennessee (2)	11	471	42.82	62	59	1	12	1
Florida (4)	12	472	39.33	61	53	3	15	1
Auburn (18)	11	353	32.09	45	45	0	12	1
Georgia (28)	11	328	29.82	39	35	1	19	0
Alabama (38)	12	316	26.33	36	32	1	22	0
Ole Miss (66)	11	242	22.00	28	25	0	15	2
Miss. State (67)	11	241	21.91	27	18	5	17	0
Kentucky (79)	11	207	18.82	26	22	3	7	1
LSU (88)	11	190	17.27	21	17	1	15	0
S. Carolina (89)	11	188	17.09	21	18	0	14	1
Arkansas (98)	11	165	15.00	22	18	0	5	0
Vanderbilt (103)	11	137	12.45	16	15	0	8	1

SCORING DEFENSE

SCHOOL	G	PTS	AVG	TD	KXP	OXP	FG	S
Ole Miss (4)	11	142	12.91	14	10	2	14	1
Tennessee (5)	11	144	13.09	16	13	1	11	0
Alabama (6)	12	158	13.17	19	16	1	8	1
Auburn (19)	11	192	17.45	24	20	2	8	0
Kentucky (21)	11	195	17.73	23	18	2	11	1
Arkansas (25)	11	208	18.91	22	20	1	18	0
S. Carolina (31)	11	214	19.45	25	20	1	14	0
Florida (33)	12	237	19.75	28	22	1	15	0
Miss. State (45)	11	245	22.27	28	24	0	17	1
Georgia (68)	11	289	26.27	37	33	2	10	0
Vanderbilt (69)	11	290	26.36	37	36	0	10	1
LSU (74)	11	308	28.00	41	38	0	8	0

RUSHING OFFENSE

SCHOOL	G	CAR	YDS	AVG	TD	YDSPG
Tennessee (13)	11	442	2621	5.93	27	238.27
Auburn (21)	11	513	2432	4.74	26	221.09
Kentucky (24)	11	545	2315	4.25	17	210.45
Vanderbilt (30)	11	564	2136	3.79	14	194.18
Arkansas (33)	11	498	2123	4.26	14	193.00
Alabama (42)	12	535	2119	3.96	20	176.58
Mississippi St. (51)	11	436	1791	4.11	12	162.82
Ole Miss (68)	11	426	1574	3.69	9	143.09
Florida (74)	12	400	1647	4.12	18	137.25
LSU (77)	11	418	1449	3.47	12	131.73
South Carolina (83)	11	409	1371	3.35	11	124.64

RUSHING DEFENSE

SCHOOL	G	CAR	YDS	AVG	TD	YDSPG
Ole Miss (6)	11	463	1127	2.43	8	102.45
Florida (9)	12	417	1334	3.20	9	111.17
Tennessee (12)	11	433	1290	2.98	8	117.27
Auburn (21)	11	349	1393	3.99	7	126.64
Alabama (25)	12	428	1565	3.66	10	130.42
Vanderbilt (27)	11	397	1453	3.66	15	132.09
Mississippi St.(34T)	11	440	1535	3.49	10	139.55
Kentucky (47)	11	385	1707	4.43	11	155.18
Arkansas (59)	11	463	1853	4.00	11	168.45
South Carolina (67)	11	494	2010	4.07	18	182.73
LSU (81)	11	434	2149	4.95	20	195.36
Georgia (83)	11	488	2161	4.43	21	196.45

PASSING DEFENSE

SCHOOL	G	ATT	COMP	INT	PCT	YDS	YDS/ ATT	TD	YDSPG	YDS/CMP
Alabama (2)	12	310	144	22	0.46	1539	4.96	9	128.25	10.69
Ole Miss (3)	11	261	117	15	0.45	1453	5.57	5	132.09	12.42
S.Carolina (35)	11	265	145	3	0.55	1654	6.24	7	150.36	11.41
Georgia (32)	11	297	163	17	0.55	2029	6.83	14	184.45	12.45
Auburn (9)	11	349	153	15	0.44	2039	5.81	15	185.36	13.33
Arkansas (34)	11	302	171	13	0.57	2072	6.86	9	188.36	12.12
Kentucky (11)	11	344	177	20	0.51	2089	6.07	11	189.91	11.80
Tennessee (5)	11	347	167	18	0.48	2105	6.07	7	191.36	12.60
LSU (78)	11	300	176	13	0.59	2204	7.35	20	200.36	12.52
Miss. State (52)	11	331	185	15	0.56	2327	7.03	14	211.55	12.58
Vanderbilt (68)	11	318	174	13	0.55	2423	7.62	16	220.27	13.93
Florida (39)	12	419	233	16	0.56	2705	6.46	17	225.42	11.61

PUNT RETURNS

SCHOOL	G	NO	YDS	TD	AVG
LSU (6)	11	20	256	0	12.80
Tennessee (9)	11	37	453	2	12.24
Ole Miss (13)	11	37	420	1	11.35
Georgia (20)	11	25	263	1	10.52
Mississippi St. (21)	11	33	335	1	10.15
Florida (46)	12	35	298	0	8.50
Alabama (47)	12	32	270	0	8.44
Auburn (56T)	11	32	264	0	8.25
South Carolina (71)	11	31	218	2	7.03
Vanderbilt (78)	11	16	104	0	6.50
Arkansas (86)	11	28	157	0	5.61
Kentucky (94)	11	30	153	0	5.10

KICKOFF RETURNS

SCHOOL	G	NO	YDS	TD	AVG
Tennessee (12)	11	28	661	0	23.61
Florida (22)	12	37	828	1	22.38
Vanderbilt (40)	11	48	1005	0	20.94
Ole Miss (41)	11	37	773	0	20.89
Georgia (52)	11	43	861	0	20.02
Alabama (57)	12	30	589	0	19.63
LSU (60)	11	46	901	0	19.59
South Carolina (75)	11	29	541	0	18.66
Auburn (81)	11	30	537	0	17.90
Arkansas (82)	11	36	640	0	17.78
Mississippi St. (85)	11	36	633	0	17.58
Kentucky (87)	11	33	577	0	17.48

1993 Final SEC Individual Statistics

RUSHING

PLAYER, TEAM	G	ATT	YDS	AVG	TD	YDSPG
1 James Bostic, Auburn (13)	11	199	1205	6.1	12	109.6
2 Errict Rhett, Florida (16)	12	247	1289	5.2	11	107.4
3 Charlie Garner, Tenn (17)	11	159	1161	7.3	8	105.6
4 Moe Williams, Kentucky (38)	**11**	**164**	**928**	**5.7**	**5**	**84.4**
5 Michael Davis, Miss St (47)	11	205	883	4.3	7	80.3
6 Brandon Bennett, S Carolina	11	193	853	4.4	7	77.6
7 Terrell Davis, Georgia	11	167	824	4.9	5	74.9
8 Sherman Williams, Alabama	11	168	738	4.4	9	67.1
9 Oscar Malone, Arkansas	9	89	555	6.2	5	61.7
10 Kevin Bouie, Miss State	9	115	505	4.4	3	56.1
11 Jay Johnson, LSU	10	106	558	5.3	6	55.8
12 Tony Jackson, Vanderbilt	11	120	607	5.1	3	55.2

PASSING (Minimum 10 Passes per Game Played)

PLAYER, TEAM	G	ATT	CMP	PCT	INT	YDS	YDSPG	TD	POINTS
1 Heath Shuler, Tennessee (6)	11	285	184	64.6	8	2354	214.0	25	157.3
2 Eric Zeier, Georgia (18)	11	425	269	63.3	7	3525	320.5	24	148.3
3 Terry Dean, Florida (20)	10	200	118	59.0	10	1651	165.1	17	146.4
4 Danny Wuerffel, Florida (22)	11	273	159	58.2	10	2230	202.7	22	146.1
5 Stan White, Auburn (35)	11	271	164	60.5	8	2057	187.0	13	134.2
6 Jay Barker, Alabama (39)	9	171	98	57.3	7	1525	169.4	4	131.8
7 Lawrence Adams, Ole Miss (45)	11	195	110	56.4	12	1415	128.6	13	127.1
8 Pookie Jones, Kentucky	**11**	**163**	**85**	**52.2**	**7**	**1071**	**97.4**	**8**	**115.0**
9 Todd Jordan, Miss State	11	294	131	44.6	9	1935	175.9	11	106.1
10 Barry Lunney, Jr., Arkansas	11	202	104	51.5	7	1241	112.8	6	106.0
11 Steve Taneyhill, S Carolina	11	291	149	51.2	14	1930	175.5	6	104.1
12 Jamie Howard, LSU	10	248	106	42.7	12	1319	131.9	7	87.1

RECEIVING

PLAYER, TEAM	G	REC	YDS	TD	YDSPG	CTPG	AVG
1 Brice Hunter, Georgia	11	76	970	9	88.2	6.9	12.8
2 David Palmer, Alabama	12	61	1000	7	83.3	5.1	16.4
3 Jack Jackson, Florida	12	51	949	11	79.1	4.3	18.6
4 Shannon Mitchell, Georgia	11	49	539	2	49.0	4.5	11.0
5 Willie Jackson, Florida	9	49	675	6	75.0	5.4	13.8
6 Frank Sanders, Auburn	11	48	842	6	76.5	4.4	17.5
7 Chris Doering, Florida	12	43	553	7	46.1	3.6	12.9
8 Craig Faulkner, Tennessee	11	40	680	6	61.8	3.6	17.0
9 Cory Fleming, Tennessee	11	39	596	11	54.2	3.6	15.3
9 Billy Williams, Tennessee	11	39	513	5	46.6	3.6	13.2
9 Jeff Thomas, Georgia	11	39	469	1	42.6	3.6	12.0
12 Hason Graham, Georgia	11	36	699	5	63.5	3.3	19.4

TOTAL OFFENSE

		RUSHING				PASSING		TOTAL				
PLAYER, TEAM	G	CAR	GAIN	LOSS	NET	ATT	YDS	PLAYS	YDS	YD/PL	TDR	YDSPG
1 Eric Zeier, Georgia (3)	11	59	161	204	-43	425	3525	484	3482	7.2	25	316.6
2 Heath Shuler, Tennessee (29)	11	46	137	64	73	285	2353	331	2426	7.3	28	220.6
3 Danny Wuerffel, Florida (40)	11	40	46	135	-89	273	2230	313	2141	6.8	23	194.6
4 Stan White, Auburn (44)	11	79	208	175	33	271	2057	350	2090	6.0	17	190.0
5 Todd Jordan, Miss State	11	42	123	136	-13	294	1935	336	1922	5.7	12	174.7
6 Terry Dean, Florida	10	43	135	111	24	200	1651	243	1675	6.9	19	167.5
7 Jay Barker, Alabama	9	42	87	164	-77	171	1525	213	1448	6.8	5	160.9
8 Steve Taneyhill, S Carolina	11	42	18	214	-196	291	1930	333	1734	5.2	7	157.6
9 Lawrence Adams, Ole Miss	11	108	361	196	165	195	1415	303	1580	5.2	15	143.6
10 Jamie Howard, LSU	10	45	147	147	0	248	1319	293	1319	4.5	7	131.9
11 Barry Lunney, Jr., Arkansas	11	75	248	108	140	202	1241	277	1381	5.0	8	125.6
12 Pookie Jones, Kentucky	**11**	**130**	**506**	**218**	**288**	**163**	**1071**	**293**	**1359**	**4.6**	**14**	**123.6**

ALL-PURPOSE RUNNERS

PLAYER, TEAM	G	RUSH	REC	PR	KOR	YDS	YDSPG	PLAYS	YDSPL
1 David Palmer, Alabama (7)	12	278	1000	244	439	1961	163.4	154	12.7
2 Tony Jackson, Vanderbilt (24)	11	607	70	11	753	1441	131.0	162	8.9
3 Errict Rhett, Florida (26)	12	1289	271	0	0	1560	130.0	283	5.5
4 Charlie Garner, Tenn (33)	11	1161	81	0	139	1381	125.6	177	7.8
5 Jack Jackson, Florida (38)	12	0	949	0	480	1429	119.1	69	20.7
6 Brandon Bennett, S Caro (45)	11	853	282	0	124	1259	114.5	223	5.7
7 James Bostic, Auburn (48)	11	1205	40	0	0	1245	113.2	209	6.0
8 Eddie Kennison, LSU	11	24	466	256	410	1156	105.1	73	15.8
9 Thomas Bailey, Auburn	11	0	427	210	504	1141	103.7	80	14.3
10 Terrell Davis, Georgia	11	824	161	0	0	985	89.6	179	5.5
11 Brice Hunter, Georgia	11	10	970	0	0	980	89.1	79	12.4
12 Moe Williams, Kentucky	**11**	**928**	**41**	**0**	**0**	**969**	**88.1**	**171**	**5.7**

FIELD GOALS

PLAYER, TEAM	G	FGA	FGM	PCT	FGPG
1 Michael Proctor, Alabama (1)	12	29	22	0.76	1.8
2 Kanon Parkman, Georgia (3t)	11	27	19	0.70	1.7
3 Tom Burke, Miss State (6t)	11	23	17	0.74	1.6
4 Andre Lafleur, LSU (13)	10	17	14	0.82	1.4
5 Judd Davis, Florida (23t)	12	19	15	0.79	1.3
6 Walter Grant, Ole Miss (26)	10	20	12	0.60	1.2
7 John Becksvoort, Tenn (37t)	11	13	12	0.92	1.1
7 Scott Etheridge, Auburn (37t)	11	15	12	0.80	1.1
9 Steve Yenner, Vanderbilt	11	13	8	0.62	0.7
10 Juha Leonoff, Kentucky	**11**	**12**	**5**	**0.42**	**0.5**
11 Lance Ellison, Arkansas	11	10	4	0.40	0.4

PUNTING

PLAYER, TEAM	G	NO	YDS	AVG
1 Terry Daniel, Auburn (2)	11	51	2393	46.9
2 Bryne Diehl, Alabama (7)	12	56	2441	43.6
3 Todd Jordan, Miss State (11)	11	56	2403	42.9
4 Shayne Edge, Florida	12	43	1837	42.7
5 Scott Holstein, LSU (35)	11	56	2233	39.9
6 Tom Hutton, Tennessee (40)	11	40	1584	39.6
7 Scot Armstrong, Georgia	11	37	1419	38.4
8 Doyle Preston, Arkansas	11	56	2109	37.7
9 Bill Marinangel, Vanderbilt	11	68	2482	36.5
10 Daniel Ariza, Kentucky	**11**	**27**	**976**	**36.2**
11 Marty Simpson, S Carolina	10	60	2134	35.6
12 Chris McCardle, Ole Miss	11	65	2256	34.7

PUNT RETURNS (Minimum 1 Punt Return per Game)

PLAYER, TEAM	G	NO	YDS	AVG	PGM	TD
1 Shawn Summers, Tennessee (2)	11	18	255	14.2	1.6	1
2 Scott Gumina, Miss State (4)	9	13	180	13.9	1.4	1
3 Eddie Kennison, LSU (6)	11	20	256	12.8	1.8	0
4 Ta'Boris Fisher, Ole Miss (14)	11	29	330	11.4	2.6	1
5 Sorola Palmer, Florida (22t)	10	13	129	9.9	1.3	0
6 Larry Kennedy, Florida (35)	12	19	165	8.7	1.6	0
7 David Palmer, Alabama (47)	12	31	244	7.9	2.6	0
8 Thomas Bailey, Auburn (48)	11	27	210	7.8	2.5	0
9 Bernard Euell, Miss St (49)	11	20	155	7.8	1.8	0
10 Cory Fleming, Tennessee	11	14	89	6.4	1.3	0
11 Toby Cates, S Carolina	11	17	100	5.9	1.6	0
12 Orlando Watters, Arkansas	11	28	157	5.6	2.6	0

KICKOFF RETURNS (Minimum 1 Kickoff Return per Game)

PLAYER, TEAM	G	NO	YDS	AVG	PGM	TD
1 Billy Williams, Tennessee	11	13	369	28.4	1.2	0
2 Jack Jackson, Florida (5)	12	17	480	28.2	1.4	1
3 Mark Smith, Ole Miss	10	11	290	26.4	1.1	0
4 David Butler, LSU	11	11	270	24.6	1.0	0
5 Tony Jackson, Vanderbilt(23)	11	31	753	24.3	2.8	0
6 Eddie Kennison, LSU (40)	11	18	410	22.8	1.6	0
7 Jerry Jerman, Georgia (48)	10	18	398	22.1	1.8	0
8 David Palmer, Alabama (49)	12	20	439	22.0	1.7	0
9 Orlando Watters, Arkansas	11	18	392	21.8	1.6	0
10 Frank Adams, S Carolina	10	14	291	20.8	1.4	0
11 Hason Graham, Georgia	11	13	261	20.1	1.2	0
12 Joe Woods, Ole Miss	11	12	235	19.6	1.1	0

INTERCEPTIONS

PLAYER, TEAM	G	NO	YDS	TD	IPG
1 Alundis Brice, Ole Miss (2t)	11	7	98	2	0.6
1 Antonio Langham, Alabama(2t)	11	7	66	1	0.6
3 Orlando Watters, Arkan (7t)	11	6	185	2	0.6
3 Marcus Jenkins, Kentucky(7t)	**11**	**6**	**45**	**0**	**0.6**
3 Walt Harris, Miss State (7t)	11	6	59	0	0.6
6 DeRon Jenkins, Tenn (18t)	11	5	13	0	0.5
6 Anthony Marshall, LSU (18t)	11	5	7	0	0.5
6 Brian Robinson, Auburn (18t)	11	5	131	2	0.5
9 Chris Shelling, Auburn (33t)	11	4	169	1	0.4
9 Tory James, LSU (33t)	11	4	87	0	0.4
9 Byron King, Vanderbilt	11	4	21	0	0.4
9 Jason Parker, Tennessee	11	4	20	0	0.4
13 Willie Gaston, Alabama	12	4	14	0	0.3
13 Michael Gilmore, Florida	12	4	0	0	0.3
13 Tommy Johnson, Alabama	12	4	18	0	0.3

SCORING

PLAYER, TEAM	G	TD	XP	FG	PTS	PTPG	FGA	XPA
1 John Becksvoort, Tenn (10)	11	0	59	12	95	8.6	13	59
2 Kanon Parkman, Georgia (12)	11	0	35	19	92	8.4	27	36
3 Michael Proctor, Alabama(17)	12	0	31	22	97	8.1	29	31
4 Judd Davis, Florida (18t)	12	0	51	15	96	8.0	19	53
5 Scott Etheridge, Auburn (33)	11	0	45	12	81	7.4	15	45
6 James Bostic, Auburn (40t)	11	13	0	0	78	7.1	0	0
7 Tom Burke, Miss State	11	0	18	17	69	6.3	23	18
8 Jack Jackson, Florida	12	12	0	0	72	6.0	0	0
8 Cory Fleming, Tennessee	11	11	0	0	66	6.0	0	0
10 Walter Grant, Ole Miss	10	0	23	12	59	5.9	20	24
10 Andre Lafleur, LSU	10	0	17	14	59	5.9	17	19
12 Errict Rhett, Florida	12	11	0	0	66	5.5	0	0

TACKLES

PLAYER, TEAM	TACKLES	SOLOS	ASSISTS	SACKS	TFL'S	INT'S
Abdul Jackson, Ole Miss	140	65	75	0	5 (-19)	0
Jason Miska, Auburn	125	68	57	2 (-9)	4 (-6)	0
Anthony Harris, Auburn	123	53	70	7 (-32)	8 (-17)	1
Ed Robinson, Florida	117	59	58	.5 (-11)	5 (-18)	0
Juan Long, Mississippi State	117	68	49	1.5 (-17)	7 (-18)	2
Marty Moore, Kentucky	**116**	**81**	**35**	**0**	**3 (-7)**	**3**
Randall Godfrey, Georgia	114	71	43	1 (-5)	4 (-5)	1
Shelton Quarles, Vanderbilt	99	70	29	3 (-10)	7 (-23)	2
Dwayne Curry, Mississippi State	95	52	43	0	5 (-9)	0
Gary Abide, Ole Miss	93	46	47	4 (-20)	3 (-5)	1
Charlie Clemons, Georgia	90	50	40	0	2 (-3)	3

SEC Standings

PLAYERS OF THE WEEK

OFFENSE

9/5	TB-JAMES BOSTIC, Auburn 28 carries for 138; 1 TD
9/12	WR-DAVID PALMER, Alabama 8 rec. for 217 yds (sch. rec.); 2 TDs
9/19	QB-STAN WHITE, Auburn 20-28; 282 yds; AU leading passer
9/26	QB-HEATH SHULER, Tennessee 13-19; 166 yds; 3 TDs
10/3	QB-DANNY WUERFFEL, Florida 27-41; school record 449 yds; 3 TDs
10/10	QB-ERIC ZEIER, Georgia 30-47; SEC record 544 yds; 4 TDs
10/17	QB-STAN WHITE, Auburn 23-35; 267 yds; 1 pass TD; 1 rush TD
10/24	WR-DAVID PALMER, Alabama 189 all-purpose yds; 92 yds total off.
10/31	RB-ERRICT RHETT, Florida 41 carries for 183 yds; 2 TDs
11/7	QB-TERRY DEAN, Florida 26 of 38; SEC record 6 TDs; 448 yds
11/14	TB-JAMES BOSTIC, Auburn 19 carries for 183; 3 TDs
11/21	RB-CHARLIE GARNER, Tennessee 19 carries for 186; 1 TD
11/28	QB-ERIC ZEIER, Georgia 28-41; 328 yds; SEC season pass leader

DEFENSE

9/5	DE-DAVID TURNIPSEED, So. Car. Blkd. FG; 10 tackles; 2 SKS; 1 cau. fum.
9/12	LB-MARTY MOORE, Kentucky 14 tackles (10 solo); 2 INTs
9/19	LB-DEWAYNE DOTSON, Ole Miss 15 tackles; 3 TFL; 1 SK; 1 fum. rec.
9/26	LB-CASSIUS WARE, Ole Miss 10 tackles (8 solo); 4 SKS (-40)
10/3	LB-DARWIN IRELAND, Arkansas 13 tackles (6 solo); 1 SK
10/10	CB-CHRIS SHELLING, Auburn 6 tackles; 1 INT; 1 cau. fum.
10/17	LB-JUAN LONG, Miss. State 15 tackles (10 solo); 2 TFL; 1 fum cau.
10/24	DE-STACY EVANS, So. Carolina 6 tackles; 2 SKS; 3 QB pressures
10/31	FS-BRIAN ROBINSON, Auburn 35-yd INT return for TD; 6 tackles
11/7	SS-IVORY HILLIARD, LSU 2 INT; 8 tackles; 3 TFL; 2 SKS
11/14	LB-LEMANSKI HALL, Alabama 2 INT; blkd FG for TD; 8 tackles
11/21	LB-JASON MISKA, Auburn Safety; 12 tackles; 2 SKS
11/28	CB-ORLANDO WATTERS, Ark. 10 tackles; 99-yd INT return for TD

SEC ALL-TIME FOOTBALL STANDINGS

(Regular Season SEC Games, 1933 through 1993)

School	Years	Games	Won-Lost-Tied	Pct.	'93 SEC Record
Alabama	60	408	284-103-21	.722	5-2-1
Tennessee	60	368	223-125-20	.633	6-1-1
Georgia	61	371	212-146-13	.589	2-6
LSU	61	376	202-153-21	.565	3-5
Auburn	60	387	203-167-17	.547	8-0
Ole Miss	60	363	189-159-15	.541	3-5
Florida	60	359	174-170-15	.506	7-1
Arkansas	2	16	6-8-2	.406	3-4-1
Kentucky	60	367	117-238-12	.335	4-4
Miss. State	60	373	116-245-12	.327	2-5-1
South Carolina	2	16	5-11-0	.313	2-6
Vanderbilt	59	375	98-259-18	.286	1-7
			Former Members		
Georgia Tech	31	194	115-70-9	.616	
Tulane	33	195	69-113-13	.387	
Sewanee	8	37	0-37-0	.000	

Note: Sewanee withdrew after the 1940 season, Georgia Tech after 1963 and Tulane after 1965. During World War II, Alabama, Auburn, Florida, Kentucky, Ole Miss, Miss. State, Tennessee and Vanderbilt suspended football for 1943; Vanderbilt through 1944.

SEC INTRACONFERENCE RECORD

	Ala W-L-T	Ark W-L-T	Aub W-L-T	Fla W-L-T	Ga W-L-T	Ky W-L-T
Alabama	--	2-0-0	29-17-0	11-6-0	22-11-0	19-0-1
Arkansas	0-2-0	--	0-1-0	0-0-0	1-0-0	0-0-0
Auburn	17-29-0	1-0-1	--	31-25-2	31-26-3	20-5-1
Florida	6-11-0	0-0-0	25-31-2	--	24-35-1	26-14-0
Georgia	11-22-1	1-1-0	26-31-3	35-24-2	--	35-9-2
Kentucky	0-19-1	0-0-0	5-20-1	14-26-0	9-36-2	--
LSU	12-26-3	0-2-0	11-7-1	18-19-3	10-8-1	31-12-1
Ole Miss	4-14-1	2-0-0	4-10-0	7-7-1	10-21-1	23-12-1
Miss. State	7-49-1	1-0-1	15-37-2	15-28-1	4-12-0	5-12-0
South Carolina	0-2-0	0-2-0	0-0-0	0-2-0	1-1-0	0-2-0
Tennessee	21-23-7	1-1-0	17-21-3	10-7-0	7-4-1	45-13-3
Vanderbilt	10-44-4	0-0-0	6-9-0	9-16-2	6-32-1	19-29-3

	LSU W-L-T	Miss W-L-T	MSU W-L-T	USC W-L-T	Tenn W-L-T	Vandy W-L-T
Alabama	26-12-3	14-4-1	49-7-1	2-0-0	32-21-7	43-10-4
Arkansas	2-0-0	0-2-0	0-1-1	2-0-0	1-1-0	0-0-0
Auburn	7-11-1	10-4-0	37-15-2	0-0-0	21-17-3	9-6-0
Florida	19-18-3	7-7-1	28-16-1	2-0-0	7-10-0	16-9-2
Georgia	7-11-1	21-10-1	12-4-0	1-1-0	4-7-1	32-6-1
Kentucky	12-31-1	12-23-1	12-5-0	2-0-0	13-45-3	29-19-3
LSU	--	30-24-4	38-21-1	0-0-0	3-16-2	16-5-1
Ole Miss	24-30-4	--	41-15-4	0-0-0	18-30-1	35-13-2
Miss. State	21-38-1	15-41-1	--	1-1-0	9-14-1	7-4-1
South Carolina	0-0-0	0-0-0	0-2-0	--	1-1-0	2-0-0
Tennessee	16-3-2	30-18-1	14-9-1	1-1-0	--	49-8-1
Vanderbilt	5-16-1	13-34-2	4-7-1	0-2-0	8-50-1	--

SEC Championships by School

Alabama — 20	(1933-34t-37-45-53-61t-64-65-66t-71-72-73-74-75-77-78-79-81t-89t-92)
Tennessee — 11	(1938-39t-40-46t-51t-56-67-69-85-89t-90)
Georgia — 10	(1942-46t-48-59-66t-68-76t-80-81t-82)
LSU — 7	(1935-36-58-61t-70-86-88t)
Ole Miss — 6	(1947-54-55-60-62-63)
Auburn — 5	(1957-83-87-88t-89t)
*Georgia Tech — 5	(1939t-43-44-51t-52)
*Tulane — 3	(1934-39t-49)
Florida — 2	(1991,1993)
Kentucky — 2	(1950-76t)
Mississippi State — 1	(1941)

* former members.

1993 SEC vs. Non-Conference Opponents

30-9-1 (.763 pct.)

4-3	vs. Atlantic Coast	1-0	vs. Southern
1-0	vs. Big East	2-1	vs. Southwest
0-2	vs. Big Ten	0-1	vs. Western Athletic
8-0-1	vs. Big West	12-3	vs. Independents
1-0	vs. Mid-American	1-0	vs. 1-AA



THE UNIVERSITY

THE UNIVERSITY OF KENTUCKY

From its modest beginnings in 1865, when it was known as State College, the University of Kentucky has grown into one of the nation's most outstanding institutions of higher learning. As a comprehensive land-grant university, UK offers an educational experience that cannot be matched anywhere in the Commonwealth. In fact, only a small number of institutions across the nation can offer the wealth of opportunities that awaits students at UK. At Kentucky, there is a tradition of value.

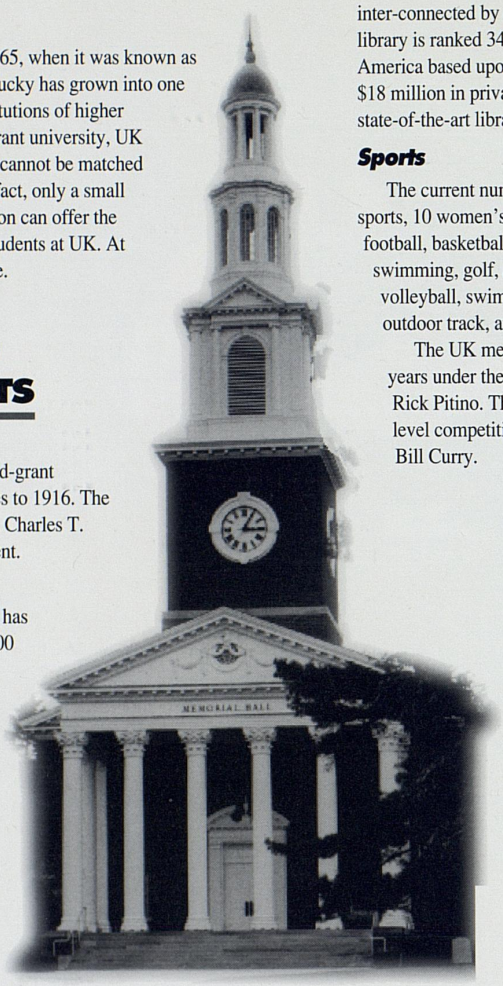

UNIVERSITY OF KENTUCKY FACTS

History

UK was founded in 1865 as a land-grant institution, and the present name dates to 1916. The Lexington campus has 673 acres. Dr. Charles T. Wethington, Jr., is UK's 10th president.

Students

The University of Kentucky now has more than 72,000 students with 24,200 on the Lexington campus and 48,000 at the 14 community colleges across the state. UK now educates 39 percent of all students in Kentucky attending a public or private college or university. There are 5,100 students now enrolled in graduate school with 95 master's and 59 doctoral programs offered.

Faculty

There are 1,685 full-time faculty on the Lexington campus and another 1,143 faculty in the community colleges. Faculty brought in more than $100 million in grants, contracts and gifts to the University during the last academic year.

Academic Programs

Currently, there are 17 academic colleges and a graduate school. Students have a choice of 108 undergraduate majors from which to choose. The University is recommended in seven publications for its value in providing higher education.

Research

UK ranks among the Top 100 research institutions in the nation, and is one of only 45 public universities in the United States — the only one in Kentucky — to be classified as a Research University of First Class.

Medical Center

The Albert B. Chandler Medical Center, including a 473-bed hospital, is located on the Lexington campus. Over 3,789 students are enrolled in its five colleges—medicine, dentistry, nursing, pharmacy, and allied health professions.

Library

The UK Library System contains more than two million volumes and is inter-connected by computer with each of the 14 community colleges. The library is ranked 34th among the 108 top university research libraries in North America based upon the number of volumes held. The University has raised $18 million in private funds toward the construction of a new $58 million state-of-the-art library.

Sports

The current number of UK sports on the varsity level is 21 — 10 men's sports, 10 women's sports, and 1 coed sport. The men's sports consist of football, basketball, baseball, cross country, indoor and outdoor track, tennis, swimming, golf, and soccer. For the women, UK sponsors basketball, volleyball, swimming, golf, tennis, gymnastics, cross country, indoor and outdoor track, and soccer on the varsity level. The single coed sport is rifle.

The UK men's basketball team has been prominent nationally for 50 years under the leadership of four coaches, ranging from Adolph Rupp to Rick Pitino. The UK football program also offers the excitement of top-level competition in the Southeastern Conference and is headed by Coach Bill Curry.



The University



The University of Kentucky boasts an enrollment of 24,000 at the Lexington campus.





General Information

Location: Lexington, Ky.
Founded: 1865
Enrollment: 24,000 (campus)
48,000 (14 community colleges)
President: Charles T. Wethington, Jr.
Chancellor, Lexington Campus:
Robert Hemenway
Chancellor, Medical Center: James W. Holsinger
Chancellor, Community Colleges: Ben Carr
Vice-President/Administration: Donald Clapp
Vice-President/Budget and Planning:
Edward A. Carter
Vice-President/Information Systems:
Eugene Williams
Vice-President/Research: Delwood C. Collins (acting)
Vice-President/University Relations: Joe Burch
Special Assistant to President/Academics:
Juanita Fleming
Director of Public Relations: Bernie Vonderheide
Band Director: Rick Clary
Associate Band Director: Brad Ethington
Cheerleader Director: T. Lynn Williamson
Fight Song: "On, On, U of K"

Charles T. Wethington Jr., UK President



Charles T. Wethington Jr., was elected the 10th president of the University of Kentucky on September 18, 1990.

Wethington began his career in higher education in 1965 as a faculty member on the Lexington campus of the University and two years later he was named chief administrator of Maysville Community College. In 1971 he moved to Lexington as assistant vice president, becoming vice president of the Community College System in 1981.

In the University reorganization of 1982 he was named chancellor of the UK Community College System, one of the three major sectors of UK. In 1987 he was given university-wide responsibilities for public and governmental relations in addition to his community college role, and his title was changed to Chancellor for the Community College System and University Relations.

Wethington earned his master's and doctoral degrees at the University of Kentucky.

The Kentucky native has been active on the national higher education scene. He has been a member of the Executive Council of the Southern Association of Colleges and Schools' Commission on Colleges, and served as its vice chairman. He served as a member of the Board of Trustees of the Southern Association of Colleges and Schools from 1986-1989.

Wethington is a member of the Southern Regional Education Board and the Southern Growth Policies Board. He currently serves as president of the Southeastern Conference Presidents' group.

During 1957-61 he served in the U. S. Air Force Security Service. He studied Russian at Syracuse University, 1958-59.

Wethington is married to Judy Woodrow Wethington from Danville. They have a son, Kennan, and a daughter, Lisa.

UNIVERSITY OF KENTUCKY BOARD OF TRUSTEES

Appointive Members
Edward T. Breathitt
Paul W. Chellgren
Robert N. Clay
James F. Hardymon
Robert P. Meriwether
Elissa Plattner
Steven Reed
C. Frank Shoop
William Sturgill
Daniel Ulmer
Lois C. Weinberg
Martin Welenken
Billy Wilcoxson

Alumni Members
Ted Bates
Kay Shropshire Bell
Marian Moore Sims

Faculty Members
Loys Mather
Deborah Powell
John Sistarenik, Jr.

Student Member
T.A. Jones

UK ATHLETICS ASSN. BOARD OF DIRECTORS - 1993-94

Faculty
Robert Lawson
John Piecoro
Lauretta Byars
J.R. van Nagell, Jr.
William R. Markesbery
Constance Wilson

Trustee
Billy Wilcoxson
Robert P. Meriwether

Alumni
William B. Sturgill
Jerry A. Stricker

Members-at-Large
S.T. Roach
L.D. Gorman

Students
TBA
TBA

Ex-Officio Members
Charles T. Wethington, Jr.
Virginia Atwood
Jack C. Blanton
Joseph T. Burch
Robert E. Hemenway
James M. Kuder
Joe Federspiel

C.M. Newton, UK Director of Athletics



When Charles Martin (C. M.) Newton became the University of Kentucky's seventh Director of Athletics on April 1, 1989, he hit the ground running.

After a little more than five years on the job, Newton has become one of the most popular public figures in the Commonwealth of Kentucky. In addition to a lengthy, impressive list of credentials, Newton brought to Kentucky a sparkling reputation of integrity at a crucial time in the history of UK Athletics. In accepting the position at his alma mater, Newton summarized his goals and objectives by saying, "I have a resolve to try very hard to continue that great tradition, and at the same time, to totally do it within the NCAA and SEC rules and not sacrifice the academic integrity of this University."

Newton capped an illustrious basketball coaching career by leading his final Vanderbilt University team to a 19-14 record, a second-place SEC finish and its second consecutive NCAA Tournament appearance during the 1988-89 season. He was named SEC Coach of the Year by the Associated Press and also received the Kodak NABC District IV Coach of the Year award. Newton served as head basketball coach and associate athletics director at the Nashville school from 1982 to 1989, compiling a 129-115 record. In 32 years of coaching at Transylvania, Alabama and Vanderbilt, Newton compiled a 509-375 record overall. His Alabama teams won three consecutive Southeastern Conference championships.

Perhaps more impressive, however, was Newton's ability to produce winning teams that also possessed exceptional academic credentials. During Newton's tenure at Vanderbilt, 18 Commodores were named to the Academic All-SEC team, over 50 percent more than any other league school. And including his last graduating class, all 21 seniors received their diplomas. Newton is highly regarded on the national level. He has served on the board of directors of the National Association of Basketball Coaches. He worked six years on the NCAA Basketball Rules Committee, serving as chairman of that elite group for five of those years. He currently serves as president of USA Basketball, the nation's governing body for international basketball, and as chairman of its Games Committee, which is responsible for all international competition, including the Olympic Games. He is also a member of the prestigious NCAA Division I Basketball Committee, and is chair of an NCAA committee on basketball issues, and a chair of the NCAA Basketball Officiating Committee.

Newton has literally circled the globe to promote the game of basketball. He served as team manager, a combination coaching and administrative position, on the 1984 U.S. Olympic team that won the gold medal. Indiana coach Bob Knight, who tabbed Newton for the Olympic staff, called him "the finest gentleman in our business." In 1983 and 1987, Newton took his Vanderbilt squads to the Republic of China (Taiwan) to represent the United States in the R. William Jones Cup International Tournament, winning the gold medal in 1983 and the silver in 1987. He has also conducted coaching clinics in numerous countries.

Newton began his coaching career at Transylvania College (now Transylvania University) in Lexington. Recommended for the job by Coach Rupp, Newton guided Transy to a 169-137 record in his 12 years at the helm despite the handicap of a limited scholarship program.

In 1969, once again with the backing of Rupp, Newton answered a call from Paul "Bear" Bryant to take on the challenge of building the downtrodden Alabama basketball program. During his 12-year tenure, Newton orchestrated a complete turnaround in the Crimson Tide's basketball fortunes, compiling a sparkling 211-123 record. In addition to the three SEC championships, Newton guided the Tide to two trips to the NCAA Tournament and four berths in the NIT. A satisfied Bryant once remarked "C. M. Newton is a winner, and that's important, but more than anything else, he wins or loses with class, and that's more important."

With few horizons left to conquer at Alabama, Newton resigned at the end of the 1980 season to accept a job as assistant commissioner of the Southeastern Conference. A year later, when Vanderbilt athletics director Roy Kramer was searching for a coach of national stature to head the Commodore basketball program, Newton was the obvious man for the job.

Newton was born Feb. 2, 1930, in Rockwood, Tenn. He grew up in Ft. Lauderdale, Fla., where he was eventually named a charter member of that city's Sports Hall of Fame, along with Chris Evert, Julius Boros, and the late Brian Piccolo. After high school, Newton enrolled at UK on a basketball scholarship. He was a letterman on the Wildcats' 1951 national championship team. Also a standout baseball pitcher, Newton hurled in the New York Yankees minor league system before entering college coaching.

Newton and his wife, Evelyn, have three grown children — son Martin, and daughters Deborah and Tracy — and four grandchildren.

THE NEWTON FILE

FULL NAME: Charles Martin Newton

DATE OF BIRTH: February 2, 1930

PLACE OF BIRTH: Rockwood, Tenn.

EDUCATION: Kentucky, 1952 (Bachelor's) Kentucky, 1957 (Master's)

COLLEGE ATHLETIC CAREER: Lettered on UK's 1951 NCAA championship basketball team; Pitched for UK baseball team.

PROFESSIONAL ATHLETIC CAREER: Pitcher in New York Yankees minor league system.

PROFESSIONAL POSITIONS: Head basketball coach, Transylvania University, 1956-68; Head basketball coach, University of Alabama, 1969-80; Assistant Commissioner, Southeastern Conference, 1980-81; Head basketball coach, Vanderbilt University, 1982-89; Director of Athletics, University of Kentucky, 1989-present.

COACHING ACHIEVEMENTS: Associated Press Southeastern Conference Coach of the Year 1972, '76, '88, '89; United Press International SEC Coach of the Year 1972, '78, '88; U.S. Olympic Basketball Team Assistant, 1984.

PROFESSIONAL ACHIEVEMENTS: Member of Board of Directors, National Association of Basketball Coaches (NABC), 1977-80, 1981-89; Chairman of NCAA Basketball Rules Committee, 1979-85; Vice President, USA Basketball, 1988-92; President, USA Basketball, 1992-present; Chairman, USA Basketball Games Committee, 1988-present; Member of NCAA Division I Basketball Committee, 1992-present; Chairman, NCAA Basketball Officiating Committee, 1992-present.

FAMILY: Wife, Evelyn; Children, Deborah, Tracy and Martin; four grandchildren.

COACHING RECORD:

1956-68	Transylvania	169-137
1969-80	Alabama	211-123
1982-89	Vanderbilt	129-115
TOTALS	(32 seasons)	509-375

UKAA Administrative Staff



LARRY IVY

Senior Associate Director of Athletics

Larry Ivy is in his 18th year with the University of Kentucky Athletics Association. He was promoted to Associate Athletics Director for Internal Affairs in 1989 after serving as Assistant AD for 13 years, and was named Senior Associate in 1993.

As Senior Associate Athletics Director, he serves in the absence of the Athletics Director in the day-to-day operation of the Athletics Association. He has daily responsibilities for the football and men's basketball programs as well as responsibility for operation of the ticket office, accounting, purchasing, data processing, facilities, maintenance, and grounds.

In addition to those duties, Ivy serves as game management director for all UK home football and basketball games. He also has served as tournament manager for the 1985 NCAA Final Four, 1982, 1986, and 1993 Southeastern Conference Men's Basketball Tournaments, five NCAA Mideast/Southeast Regionals (1977, '80, '84, '89, '92), and the 1994 NCAA Southeast First and Second Rounds. He currently serves as chairman of the SEC Basketball Tournament ticket committee.

Ivy, a native of Huntsville, Ala., joined the University of Kentucky in 1969 as Director of Student Housing, moving from the University of Alabama. He joined the UKAA staff in 1976.

Ivy earned his undergraduate degree (1967) and MBA (1968) from the University of Alabama. He is married to the former Lorain Darnell of Paducah. He has one daughter, Kim.



BERNADETTE LOCKE-MATTOX

Assistant Director of Athletics/Primary Women's Administrator

Bernadette Locke-Mattox is in her first year as an Assistant Athletics Director at the University of Kentucky.

Locke-Mattox, who is a former UK men's basketball assistant coach, is the primary women's administrator for UK's Athletics Department. Her duties include supervising eight non-revenue sports, monitoring athletic department compliance with Title IX and gender equity guidelines and managing all games and events held in Memorial Coliseum.

As an assistant for the UK men's basketball team, Locke-Mattox earned the distinction of being one of the first females to coach on a Division I men's staff. In addition to coaching, her responsibilities included monitoring the academic progress of the student-athletes and assisting them with career placement. During her tenure, the Wildcats compiled a record of 108-24, won three consecutive SEC Tournament titles and advanced to the NCAA's Elite Eight and Final Four.

Locke-Mattox, a native of Philadelphia, Tenn., came to UK in June 1990. She was an All-America basketball player at her alma mater, the University of Georgia, before serving as assistant coach with the Lady Bulldogs program. She is married to Vincent Mattox.



KATHY DEBOER

Associate Director of Athletics

Kathy DeBoer, who is in her 10th year at the University of Kentucky, was promoted to Associate Director of Athletics in 1993.

DeBoer is the director of the Athletics Association's Blue and White Fund and supervises the fundraising and development activities of the department.

Prior to her promotion, DeBoer was the Assistant Athletics Director for UK's non-revenue sports and the women's volleyball coach. In her nine seasons with the volleyball team, DeBoer led her Wildcats to an impressive 212-96 record, including three Southeastern Conference titles, two SEC Tournament championships, and the 1991 National Invitational Volleyball Championship. DeBoer, the 1987 Tachikara National Coach of the Year, took UK to the Final Eight in 1987 and the NCAA Final 16 in 1988, 1990, and 1992. Several of her assistants moved on to head coaching positions at other Division I schools, including Mary Wise at Florida, Sharon Dingman at Butler, and Nona Richardson at Eastern Michigan.

DeBoer spent four seasons as volleyball coach at Ferris State University prior to coming to UK. She led Ferris State to a pair of Great Lakes Conference Championships.

DeBoer received her bachelor's degree from Michigan State in 1978 and finished her MBA at Kentucky in 1988.

She is married to Mark Pittman of Lexington.



RENA VICINI

Assistant Director of Athletics/Media Relations

Rena Vicini enters her 14th year with the University of Kentucky Athletics Association. She was named Assistant Athletics Director for Media Relations on June 11, 1993, replacing Chris Cameron.

Vicini, a native of Lynch, directs all public relations efforts for UK's 21 varsity men's and women's sports. She had served as Associate Director for Communications at UK since July, 1991.

She had worked as a sportswriter and reporter before joining the UK staff in 1981. Vicini, a 1977 graduate of Kentucky, worked as a reporter for the Harlan Daily Enterprise, as a sportswriter for the Louisville Courier-Journal, and as a sportswriter/columnist for the Lexington Herald-Leader.

Vicini came to the UK Athletics Association in 1981 as Assistant Sports Information Director under then-SID Russell Rice. She had worked as Assistant SID until the promotion to Associate SID in 1991.



BOB BRADLEY

Assistant Director of Athletics/Academics

Bob Bradley is in his 17th year with the University of Kentucky Athletics Association, coming aboard in 1977.

Bradley, a native of Hornell, N.Y., supervises all academic affairs regarding the UK Athletics program, including the operation of the CATS (Center for Academic and Tutorial Services) Center. He has also instituted a career development program for UK student-athletes.

During Bradley's tenure, UK student-athletes have consistently been honored for their academic achievements, both on a conference and national level. In 1989, the UK football program won the College Football Association's prestigious Academic Achievement Award, given to the University with the highest graduation rate among its football players over a five-year period. UK received Honorable Mention status in 1988, 91, 93 and 94.

Bradley graduated from Hornell High School and earned his degree at Salem College in 1971. He earned his Master's degree in 1972 from the University of Kentucky in educational psychology and counseling. He is a past president of the National Association of Academic Advisors for Athletes (NYA).

Prior to joining the UKAA staff, he served as coordinator of career counseling and director of financial aid for the Lexington Technical Institute.

He is married to the former Robin Stewart.



JOHN CROPP

Assistant AD/Special Projects

John Cropp is in his fourth year at the University of Kentucky and his 17th overall involving collegiate athletics.

Cropp, a 1961 graduate of Vanderbilt University, has held three different titles at Kentucky — Assistant Football Coach (tight ends), Athletics Recruiting Coordinator and his current title of Assistant Athletics Director/Special Projects.

For the first 14 years of Cropp's athletics career he was involved in coaching. His first head coaching position came at Tennessee High School in Bristol, Tenn. Cropp's squads compiled an impressive 48-15-3 record with two state AAA titles (1971-72) and the '72 mythical national championship.

Cropp returned to his alma mater in 1973 as an assistant coach under Steve Sloan. He followed Sloan as an assistant to Texas Tech (1975-77), Ole Miss (1978-82) and Duke (1983). In 1984, Cropp returned to Vanderbilt under head coach George MacIntyre. He entered private business for two years (1986- 87) before returning to Vanderbilt for a third time. Cropp served as Assistant Athletics Director for Compliance at Vanderbilt for three years before coming to Kentucky.

Cropp earned three varsity letters at Vanderbilt as a guard/linebacker. He received the 1961 Wade-Looney Memorial Award as a senior.

Cropp and his wife, Mary Ann, have two grown children, Karen and David.

Kentucky Head Coaches



IAN COLLINS
Men's Soccer



GARY CONELLY
Men's/Women's Swimming



JOHN DINNEEN
Women's Tennis



DENNIS EMERY
Men's Tennis



BETTIE LOU EVANS
Women's Golf



SHARON FANNING
Women's Basketball



FRAN RALSTON-FLORY
Volleyball



WARREN LIPKA
Women's Soccer



LEAH LITTLE
Gymnastics



MIKE LYDEN
Men's/Women's Diving



KEITH MADISON
Baseball



HARRY MULLINS
Rifle



RICK PITINO
Men's Basketball



DON WEBER
Track



STEVE SMITHA
Men's Golf

1993-94 UK ATHLETICS YEAR

Team	Record All (SEC)	SEC Finish	Postseason Finish
Baseball	35-25 (11-14)	4th SEC East	none
Basketball (M)	27-7 (12-4)	2nd SEC East 1st SEC Trn.	NCAA 2nd Round
Basketball (W)	17-11 (5-6)	7th	none
Cross Country (M)	n/a	11th	none
Cross Country (W)	n/a	10th	none
Football	6-6 (4-4)	3rd SEC East	Peach Bowl
Golf (M)	n/a	12th	none
Golf (W)	n/a	7th	none
Gymnastics	5-20 (0-7)	6th	4th NCAA Regional
Rifle (M/W)	39-4	n/a	3rd NCAA
Soccer (M)	7-9-4	n/a	none
Soccer (W)	13-7	n/a	none
Swimming (M)	4-8 (0-6)	9th	none
Swimming (W)	5-7 (1-5)	8th	19th NCAA
Tennis (M)	17-12 (6-7)	t6th	NCAA Regional
Tennis (W)	14-10 (8-3)	3rd	NCAA 2nd round
Track (M)	n/a	8th indoor 7th outdoor	9th NCAA 13th NCAA
Track (W)	n/a	5th indoor 9th outdoor	20th NCAA 63rd NCAA
Volleyball	29-4 (13-3)	2nd	NCAA 2nd round

UKAA Support Staff



DARREN BILBERRY
Academic Counselor



JAY BIRINDELLI
CATS Graduate Assistant



DAVID BOYD
Computer Systems



SHEILA BREEDING
Acad. Skills Coordinator



JOHN BUTLER
Compliance Coordinator



TAMARA CALTON
Administrative Assistant



SHEILA CHAPMAN
Assistant Ticket Manager



MARY ANN CROPP
Staff Assistant



BARBARA DENISTON
Dir. of Student Development



MELISSA FORDHAM
Staff Assistant



CAROL GIBSON
Accounting Clerk



SUZANNE GOTT
Staff Assistant



RITA GRIFFITH
Accounting Clerk



MIKE HALEY
Academic Counselor



ASHLEY HASSAN
Staff Assistant



ROBERT HAWKINS
CATS Graduate Assistant



J.R. HISLE
Accounting Manager



BARBARA ISHAM
Executive Assistant



J.J. JONES
Accounting Clerk



MICKI KING
Special Assistant to AD



BARBARA KISER
Accounting Clerk



HILDY MARSHALL
Staff Assistant



CAROL ANN MAUPIN
Accounting Clerk



WALT McCOMBS
Assistant Trainer



ALYSSA MIDDLETON
Promotions Coordinator



CHRISTINE O'BRIEN
Insurance Coordinator



LEE REEDY
Staff Assistant



CARRIE SALTER
Staff Assistant



ANN SAMPSON
Staff Assistant



LYDIA WEHRLE
Staff Assistant



THE TRADITIONS

1880
1st College football game in South at Stoll Field, Centre vs. Kentucky University (now Transylvania)

1881
First UK football game vs. Kentucky University.

1881
Kentucky scores first victory on Nov. 12 over Kentucky University by a clumsy score of 7.2 to 1.

1881
Kentucky ends first collegiate season at 1-2.

1891
After a nine-year absence, UK reinstates football program.

1892
Blue and White become official colors.

1892
A.M. Miller becomes first head football coach.

university of kentucky

Kentucky Football enters its 104th season of competition on Sept. 3 as the Wildcats and Louisville meet for the first time in 70 years.

From UK's first All-American Clyde Johnson, to its last, Mike Pfeifer, from Professor A.M. Miller to Bill Curry, from old Stoll Field to modern Commonwealth Stadium, from the Southern Intercollegiate Athletic Association to the Southeastern Conference, and with all the ensuing changes, Kentucky football holds a unique and storied tradition that began in 1881.

UK Football holds a captivating list of firsts: UK was the first Southeastern Conference team to introduce football, which it did in 1881; UK played in the first and only Great Lakes Bowl in 1947, defeating Villanova, 24-14; Kentucky tackle Bob Gain was awarded the 1950 Outland Trophy making him the first player from the SEC to claim the honor; the Wildcats' Nat Northington was the first black player to sign with a Southeastern Conference institution and the first to play in a league contest vs. Ole Miss in 1967. And in 1989, UK became the first SEC school to win the coveted College Football Association Academic Achievement Award for highest graduation rate.

In 103 seasons, Kentucky has participated in 981 contests and owns 490 wins, 447 losses and 44 ties. The 490 victories rank 39th among Division 1-A programs in most wins. UK's overall winning percentage is a .522.

Kentucky football has won two Southeastern Conference championships and appeared in eight bowls, claiming the CFA Academic Achievement Award on May 8, 1989. The Wildcats owned a graduation rate of 90 percent after 18 of 20 of their 1983 incoming freshmen signees left UK with a diploma.

UK football has had 32 head coaches, 12 National Football League first-round draft choices, one Outland Trophy winner, 18 first team All-Americans, five Academic All-Americans, 48 first team All-SEC players and 140 Academic All-SEC selections.

Kentucky football got its start on Nov. 12, 1881. Kentucky, known in those days as A&M College, Kentucky State College and/or State University of Kentucky, defeated Kentucky University by the clumsy score of 7 1/4 to 1. The game of football resembled more of a rugby form and the scoring procedure is still unclear.Though football came to Kentucky in 1881, it quickly vanished after the three-game season. UK finished 1-2 in the inaugural campaign, but the lid was shut on UK football for the next nine seasons.

Football returned permanently to the University of Kentucky in 1891, when UK defeated Georgetown College, 8-2, on April 10, 1891. The sport would not again be interrupted until the 1943 season because of World War II.

The first known head football coach at Kentucky was Professor A.M. Miller, a Princeton graduate. Miller began the 1892 season as head coach and led UK to a 2-2-1 ledger through five games. He was replaced by John A. Thompson at the conclusion of the 1892 campaign.

Some successful years in the early 1900s dot the UK record book. Kentucky finished 7-1 in 1903 under Coach C.A. Wright; 9-1 in 1904 under Coach F.E. Schact; 9-1-1 in 1907 with Coach J. White Guyn, and 9-1 in 1909 under E.R. Sweetland.

The greatest UK team of that era was the 1898 squad, known simply to Kentuckians as "The Immortals". To this day, the Immortals remain the only undefeated, untied, and unscored upon team in UK football history. The Immortals were coached by W.R. Bass and ended the year a perfect 7-0-0, despite an average weight of 147 pounds per player. Victories came easy for this squad, as the



One of the most impressive collegiate staffs assembled was Blanton Collier's 1959 coaching staff. From left: Ed Rutledge, Howard Schnellenberger, Ermal Allen, Collier, Don Shula, John North, Bob Cummings, and Bill Arnsparger.

1896
UK is a member of Southern Intercollegiate Athletics Association.

1898
The Immortals finish 7-0-0 for UK's only unbeaten, unscored upon team.

1900
UK edges Louisville YMCA 12-6 without running a single offensive play.

1903
Kentucky blanks Miami (Ohio) 47-0 in its 100th game.

1905
St. Louis applies largest defeat to UK by a 82-0 count.

1906
Earl Stone attempts UK's first forward pass.

1908
J. White Guyn ends longest UK coaching tenure to date (3 years) with 17-7-1 record.

1909
"Wildcats" adopted as official nickname.

chronology 1880 - 1993

Immortals raced by Kentucky University (18-0), Georgetown (28-0), Company H of the 8th Massachusetts (59-0), Louisville Athletic Club (16-0), Centre (6-0), 160th Indiana (17-0) and Newcastle Athletic Club (36-0).

Besides Bass, two of the most successful coaches in the early stages of UK Football were E.R. Sweetland and Harry Gamage. Sweetland compiled a 23-5 mark in three seasons (1909-10, 12). His best year was 9-1 in '09. Gamage, on the other hand, had the longest tenure of any head coach during the first 43 years of Kentucky football. Gamage took the reigns of the UK program in 1927 and remained until following the 1933 campaign. In between, Gamage led the Wildcats to a combined 32-25-5 record. His best season was 6-1-1 in '29.

One of Gamage's brightest moments came during the 1930 season. During the 57-0 blanking of Maryville, UK runningback Shipwreck Kelly rushed for a school- record 280 yards in leading the Cats.

More than a decade after Gamage had left UK, a young man by the name of Paul "Bear" Bryant arrived on the scene at Lexington in 1946. All Bryant did was quickly grab the UK program by the collar and turn the Cats into a national power.

Bryant took UK to eight consecutive winning seasons (1946-53) and helped the Wildcats claim their first Southeastern Conference championship in 1950. He also sent UK squads to four bowl games which included the 1947 Great Lakes Bowl, 1950 Orange Bowl, 1951 Sugar Bowl, and the 1952 Cotton Bowl.

The biggest win in UK football history came under Bryant. After leading Kentucky to its first SEC title and a 10-1 regular-season record, UK found itself matched with national champion Oklahoma in the 1951 Sugar Bowl. The Wildcats scored early and held off the Sooners, 13-7, breaking Oklahoma's 31-game winning streak which is currently the seventh-longest in NCAA history.

Also under Bryant, tackle Bob Gain became the first UK and SEC player to win the Outland Trophy in 1950. Other standouts in the Bryant era included George Blanda, All-American Babe Parilli, and former UK coach Jerry Claiborne.



Coach Bryant led UK to eight consecutive winning seasons and four Bowl games.

Bryant left Kentucky following the 1953 season. He compiled an impressive 60-23-5 record in eight years. Bryant's 60 victories are still a UK football record for head coaches.

Blanton Collier had the uneasy task of following in Bryant's footsteps. Collier took over the Kentucky football program in 1954 and promptly led the Wildcats to a 7-3 record during his initial campaign.

Collier stayed eight years at UK as well, etching a 41-36-3 record from 1954 to 1961. Kentuckians best remember Collier for his 5-2-1 record against arch-rival Tennessee. He coached All-Americans Lou Michaels (1957-58) and Howard Schnellenberger (1955) at UK.

Charlie Bradshaw became the head mentor at UK in time for the 1962 season. Bradshaw, a UK graduate who lettered four years (1946-49), managed only a 25-41-4 record in seven seasons. One highlight of his coaching career featured an upset of No. 1-ranked Ole Miss early in the 1964 season. Bradshaw's Cats held off the Rebels, 27-21, in Memorial Stadium at Jackson, Miss., and ranks as one of UK's all-time biggest victories.

John Ray entered the scene in 1969 as head coach. In four years, Ray was 10-33. His biggest win came during his first year as Kentucky again victimized Ole Miss and Archie Manning. The Cats upset the Rebels, 10-9, at Lexington.

The Fran Curci era began in 1973, the same year Kentucky moved from ancient Stoll Field/McLean Stadium to spacious Commonwealth Stadium. Though Curci had only one winning campaign during his first three years, things got interesting beginning with the 1976 season. UK ended the '76 year with an 8-3 record and its second SEC championship.

Kentucky helped secure its second league title on the strength of a 62-yard touchdown pass from Derrick Ramsey to Greg Woods to beat Tennessee, 7-0, at Knoxville, Tenn. The victory clinched a berth in the Peach Bowl against North Carolina, UK's first postseason appearance in 25 years. Before a UK contingent estimated at 25,000, the Cats blanked the Tar Heels, 21-0.

The following year, Kentucky went on NCAA probation. Despite an early season

1911
Kentucky picks up its 100th victory with 13-0 win over Maryville.

1914
Jim Park scores 5 TDs and throws for 5 TDs in 81-3 victory over Earlham.

1914
Largest UK victory, 87-0, over Wilmington.

1915
UK beats Tennessee 6-0 in Wildcats 1st Homecoming game.

1916
UK's football playing field dedicated as Stoll Field.

1924
Charles Hughes returns interception 100 yards vs. Alabama.

1921
UK becomes member of Southern Conference.

1924
Concrete grandstands at Stoll Field dedicated as McLean Stadium.

1910 19

university of kentucky

loss at Baylor, the Wildcats rolled to an impressive 10-1 record doing it the hard way. Kentucky defeated Penn State (24-20) at University Park, Pa., defeated LSU (33-13) at Baton Rouge, La., blanked Georgia (33-0) at Athens, Ga., beat Florida (14-7) at Gainesville, Fla., and defeated Tennessee (21-17) at Lexington.

In the Curci era, players like Sonny Collins (UK career leader with 3,835 yards rushing), All-Americans Warren Bryant and Art Still and multi-talented Derrick Ramsey, wore the blue and white.

Curci stepped down following the 1981 season. In all, Curci worked nine years as UK head coach (longest of any UK football coach) and was 47-51-2 overall.

Jerry Claiborne answered the call of his alma mater in December of 1981 and was named the school's 31st head football coach. Claiborne had played at UK from 1946-49 and was an assistant coach under Bryant at UK in 1952-53.

His first campaign, 1982, was murderous from a schedule standpoint. The '82 UK schedule was rated as the nation's 2nd-toughest and featured the likes of Oklahoma, Clemson, Auburn, LSU, Georgia, Florida, Tennessee, Kansas and Kansas State. The Cats were caught in the process of rebuilding and stumbled to an 0-10-1 record.

The winless mark would not deter Claiborne, however. In fact, his 1983 squad tied for the nation's most improved program with a regular-season record of 6-4-1. As a reward, the Hall of Fame Bowl offered an invitation and UK accepted to give the Cats their 6th bowl appearance.

Kentucky improved in 1984, finishing with a 9-3 record which included a thrilling 20-19 victory over Wisconsin in the '84 Hall of Fame Bowl. The nine victories were the most by a UK squad since the 1977 season.

After the '84 campaign, Kentucky strung together 5-6, 5-5-1, 5-6, 5-6, and 6-5 records to close out Claiborne's career. He stepped down with a 41-46-3 record in eight seasons at UK. Claiborne and Bryant, to this date, ended their careers as the only two coaches to win at least five games in seven consecutive seasons.

During Claiborne's tenure, Kentucky captured its first national title by winning the 1989 CFA Academic Achievement Award. UK led the SEC in Academic All-SEC Honor selections (68) during the Claiborne era, including a league record of 17 players named to the 1989 Academic All-SEC Honor Roll.

Individually, quarterback Bill Ransdell played under Claiborne and left as UK's all-time leader in passing and total offense. Mark Higgs departed as the school's 2nd-leading rusher and tackle Oliver Barnett set a UK record with 26 quarterback sacks.

On Jan. 8, 1990, Kentucky began a new era by hiring its 32nd head football coach in Bill Curry. The hiring came only a week after Curry guided his Alabama squad in the 1990 USF&G Sugar Bowl. Curry had led the Crimson Tide to a share of the SEC title and a 10-1 regular-season mark in 1989.

In just four seasons, Curry led Kentucky back to post-season play for the first time in nine years as the 1993 Wildcats finished third in the SEC Eastern division (fourth overall) and qualified for the Peach Bowl in Atlanta, Ga., when the Wildcats lost to Clemson, 14-13, to finish 6-6 on the season.

Under Curry in 1993, UK recorded its first win over a ranked opponent since 1988, its first two-game SEC road winning streak since 1984, its first three-game SEC win streak and the most SEC wins since 1977. UK also recorded its first regular-season winning record since 1989.

In addition to succeeding on the field, Curry has maintained the high level of achievement in the classroom which was started by Jerry Claiborne as for the eighth time in 10 years, UK led the SEC in Academic Honor Roll selections.

Under Curry, UK is establishing a solid foundation of football success which could return the Wildcats to the storied tradition of their glory days.



UK Coach Jerry Claiborne gets a free ride after the Cats' victory in the 1984 Hall of Fame Bowl.

1929
1st home night game at Stoll Field against Maryville.

1927
Harry Gamage takes over as head coach and remains for 7 seasons, longest tenure of any UK coach until Paul Bryant.

1933
Ralph Kercheval launches 78-yard punt vs. Georgia Tech.

1930
Shipwreck Kelly rushes for UK-record 280 yards against Maryville.

1933
UK joins Southeastern Conference.

1936
Bob Davis rushes for 246 yards and scores 30 points in win over Maryville.

1936
Bert Johnson hits Bob Davis on 84-yard TD pass vs. Xavier, longest in UK early era.

1937
Bob Davis rushes for 267 yards and scores 30 points in win over Washington & Lee.

chronology 1880 - 1993

Below is a closer look at some of the traditions and history which has molded the past 102 seasons of Kentucky football. Some of the anecdotes were derived from the book, "The Wildcats", which was written by former UK Sports Information Director Russell Rice.

1A AND 1B

During the course of his legendary career, Coach Paul "Bear" Bryant was known as an innovator of introducing changes in the game of football. One change Bryant introduced during his tenure at Kentucky was the use of a unique number system to identify twins Harry and Larry Jones, who both lettered three years (1950-52) with the Wildcats. Harry wore 1A and Larry wore 1B. Harry led the Wildcats in all-purpose yardage in 1951 with 964 while Larry led UK in kickoff returns (21.1 avg) in 1952.

BEER BARREL

The traditional Battle for the Beer Barrel is the annual football game between Kentucky and Tennessee. Currently, the series is the third-longest of SEC teams vs. SEC teams (89 games) and trails only the Auburn-Georgia (97) and Ole Miss-Mississippi State (90) rivalries. The Beer Barrel Trophy is actually an old beer barrel painted blue, orange and white and is presented to the winner of the annual contest. Every score, since the origination of the trophy in 1925, is printed on the barrel. Two Wildcat followers, Guy Hugelet and Rollie Guthrie, wanted to come up with something symbolic to represent the great rivalry. Originally, they decided to use an old whiskey barrel as the trophy but the Women's Temperance Union made a stand against it since it was during the time of Prohibition. The duo went to another distributor, John Galvin, and settled on a beer barrel. Then as the Anti-Saloon League stepped in, Hugelet and Guthrie compromised by painting the words "ice water" on the barrel. The first time the trophy was awarded was in 1925 as UK defeated the Vols, 23-20. In 89 meetings overall, Tennessee leads the series 57-23-9.

BIG THREE BOWLING

Soon after Paul Bryant arrived at Kentucky in 1946, the Kentucky Football Program quickly hit the bowl scene. Kentucky made its initial postseason appearance in the 1947 Great Lakes Bowl in Cleveland. Two years later, UK Football began arriving on the doorsteps of the Big Four, well, three of the Big Four. Kentucky made consecutive trips to the 1950 Orange Bowl, the 1951 Sugar Bowl and the 1952 Cotton Bowl under Bryant. The Wildcats were 2-1 in the Big Three. By today's standards, consecutive trips to the Cotton, Sugar, and Orange Bowl would be a powerful measuring stick for a collegiate football program. The only Big Four Bowl missing is the Rose Bowl.

LEADERSHIP COMMITTEE

Head Coach Bill Curry continued a tradition started at Georgia Tech and Alabama by implementing a football leadership committee at the University of Kentucky. Each year representatives are either elected or selected from each of the classes (Fr., RFr., So., Jr., Sr.) plus walk-ons to give players a direct line of communication to the coaches. "A leader is a consistent, powerful, positive presence," Curry said. "The reason it is good for our football team is because anyone can be a leader. You don't have to be an All-American or first-stringer."

BROWN GRASS

The changing of seasons occur in Commonwealth Stadium, too. From September, when the Wildcats open a football campaign, to the close in November, Commonwealth Stadium takes on a different look. That different look is in the turf. The natural grass playing surface at Commonwealth Stadium is a thick layer of bermuda. As the season slowly begins to turn from fall to winter, so does the bermuda from green to brown. The early morning frosts in late October start the seasonal changes in the bermuda. As a result, the Wildcats play their November home games on brown grass.

BOURBON BARREL

The famed Bourbon Barrel is the trophy presented to the winner of the Kentucky-Indiana football game. This series, though beginning in 1893, is only 24 games old but has quickly become one of the fiercest, most competitive contests in the region. As far as the origination of the Bourbon Barrel is concerned, no one is certain where the idea started. A possible answer stems from the great distillery industry located in Kentucky and southern Indiana. The Bourbon Barrel is mounted on a board for traveling purposes. The trophy is actually a half-barrel and lists all scores of the 24-game series. A blue stripe is painted in the background for a Kentucky win and a red stripe for an Indiana victory. Indiana leads the series, 15-8-1. Several years ago, both schools agreed contractually to extend the series annually through the year 2000.

PAUL "BEAR" BRYANT

Paul Bryant is still the most successful coach in UK Football History. Bryant spent eight years at UK (1946-53) and produced a 60-23-5 (.710 pct.) record. The 60 victories are the most by any UK football coach. He led the Wildcats to four bowl games and their first Southeastern Conference title in 1950. He coached such UK stars as George Blanda, Jerry Claiborne, Bob Gain, Babe Parilli, Doug Moseley, Wilbur Jamerson, and Steve Meilinger.

JERRY CLAIBORNE

After lettering three years (1946-49) as a player and serving two seasons (1952-53) as an assistant coach at Kentucky, Jerry Claiborne returned to his alma mater in 1982 as UK's 31st head football coach. Claiborne stepped down after 28 years as a collegiate head coach in 1989. He led the Wildcats to two bowls and four non-losing seasons. During his era, Kentucky placed more players (68) on the Academic All-SEC Honor Roll than any league school, including a record 17 in 1989. Claiborne also led UK to a national academic title by capturing the 1989 CFA Academic Achievement Award. His eight-year UK record was 41-46-3. Overall, Claiborne finished 21st among Division I coaches with 179 career victories and 179-122-8 in all games.

CFA ACADEMIC ACHIEVEMENT AWARD

The University of Kentucky became the first Southeastern Conference institution to win the College Football Association Academic Achievement Award after claiming the prestigious honor in 1989. The Academic Achievement Award is given to the CFA institution with the highest graduation rate of its football program based on a five-year period. UK had graduated 90 percent (18 of 20) of its incoming freshman signee class of 1983, thus earning the honor in May, 1989. A year earlier (1988), UK finished second with a graduation rate of 90.5 percent. Kentucky has earned honorable mention honors in 1988, '91, '93 and '94, for having graduated better than 70 percent of its players.



Coach Curry receives Kentucky's 1994 CFA Honorable Mention Academic Award.

BLANTON COLLIER AND THE STAFF

Blanton Collier had the misfortune of following Paul Bryant as head football at the University of Kentucky. But, Collier posted a fine 41-36-3 record in eight seasons at UK. Kentuckians best remember Collier for

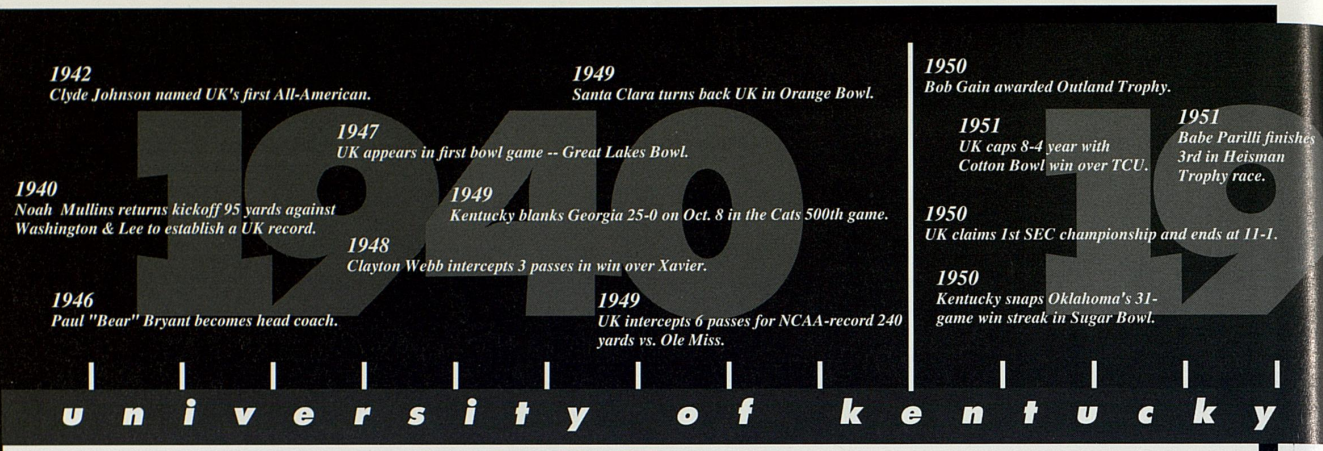

his record against arch-rival Tennessee which stood at 5 wins, 2 losses, and 1 tie. Standouts such as Howard Schnellenberger, Lou Michaels, Tom Hutchinson, Bobby Cravens, Calvin Bird and Irv Goode played under Collier. One fascinating item in Collier's tenure was the football coaching staff he assembled in 1959. The 1959 UK Coaching Staff included Collier, Ed Rutledge, Howard Schnellenberger, Ermal Allen, Don Shula, John North, Bob Cummings, and Bill Arnsparger.

FRAN CURCI

The Fran Curci era (1973-81) was one of ups and down at the University of Kentucky. Curci remained at UK for nine seasons, the longest tenure of any UK football coach, and posted a 47-51-2 record. The ups consisted of sharing the 1976 Southeastern Conference title with Georgia, a 21-0 blanking of North Carolina in the '76 Peach Bowl, and a 1977 squad which boasted a 10-1 record and No. 5 national ranking. The down was probation which forced the '77 squad to miss a certain bowl invitation.

FORWARD PASS

The first forward pass attempted by a University of Kentucky football player was thrown on Oct. 13, 1906, by quarterback Earl Stone as the Wildcats faced Eminence Athletic Club. This was the first year the forward pass was legalized by national rules. Accounts from this early contest do not indicate if the first forward UK pass was completed.

HOMECOMING GAMES

As in the case of most institutions, Homecoming football games are special. Kentucky is no exception. Alumni and old friends converge on the UK campus each fall for Homecoming Day, highlighted by a Kentucky football game. The Homecoming Queen and her court are presented in horse-drawn carriages which gives the event a distinct, Kentucky flavor. The first Homecoming Day occurred on Nov. 25, 1915, as Kentucky defeated Tennessee, 6-0. Though records are sketchy, Kentucky has hosted a Homecoming game every year since 1946 and owns a 37-11-0 record in those 47 contests.

THE IMMORTALS

Simply known as "The Immortals", the 1898 University of Kentucky football squad still remains as the only undefeated, untied, and unscored on Wildcats club in school history. The Immortals outscored opponents 180-0 while posting a perfect 7-0-0 record. Roscoe Severs served as team captain under coach W.R. Bass. The closest of all seven games was a 6-0 victory over Centre College.

CAWOOD LEDFORD

The legendary "Voice of the Wildcats" was none other than Cawood Ledford. For 39 years, Cawood called Wildcats Football and Basketball. His voice alone symbolized UK Athletics. Current UK Coach Bill Curry has fond memories of Cawood. "I remember those Saturday nights at College Park, Ga. I'd turn on the radio and listen to Cawood calling the action from old Stoll Field. He certainly is a huge part of Kentucky Football." Cawood called his last UK football game vs. Tennessee on Nov. 23, 1991, and retired from the microphone following the 1991-92 basketball season.

MINUS NINETY-THREE

The University of Kentucky holds the Southeastern Conference record for fewest yards allowed rushing in a single game. Kentucky limited Kansas State to a minus-93 yards on the ground as UK defeated Kansas State, 16-3, on Sept. 19, 1970, at Lexington. Kentucky defenders sacked KSU quarterbacks Lynn Dickey (2) and Max Arreguin (5) a total of seven times while intercepting three of their passes. Ironically, KSU outgained UK in total offense 214-107 as Dickey and Arreguin combined for 307 yards in the air.

THE FIRST NIGHT GAME

The University of Kentucky was one of the first institutions to play intercollegiate football at night. The first UK home night game was played on Oct. 5, 1929, at Stoll Field as Kentucky defeated Maryville, 40-0. Kentucky did not play more than one home night game per season until 1946.

NAT NORTHINGTON

Nat Northington of Louisville became the first black player to sign with the University of Kentucky and a Southeastern Conference institution. Northington signed a national letter-of-intent with UK in December of 1965. He later became the first African-American football player to play in a SEC vs. SEC game, appearing in the UK-Ole Miss game at Lexington on Sept. 30, 1967.

NIGHT GAMES

The University of Kentucky began holding its October home football games during the evening hours in 1949. UK and Keeneland Race Course, located in Lexington, have enjoyed a close relationship through the years and assist in giving UK faithful an opportunity to enjoy two of the Commonwealth's best-loved events in October — football and horse racing. With the traditional post time at Keeneland for the thoroughbred races at 1 p.m., UK began moving its October home games to night during the 1949 season. The only occasion UK has not conducted its October home games in the evening is to accomodate television. In 1991, athletics director C.M. Newton moved September home games to night as well to give Kentucky faithful a more consistent start time.

OUTLAND TROPHY

Two-time All-American Bob Gain is the only player in University of Kentucky football history to be awarded "The Outland Trophy", signifying the best interior lineman in collegiate football. Gain was awarded the 1950 Outland Trophy after helping lead UK to its first Southeastern Conference title and a 10-1 regular-season record. Besides being the first UK player to claim the award, Gain was also the first SEC player to be given the award.

PRINCE CHARLES OF WALES

The Kentucky Wildcats gave Prince Charles of Wales his first taste of American football on Oct. 22, 1977. That's right, Prince Charles first football game was the UK-Georgia matchup at Athens. Prince Charles was introduced to UK Coach Fran Curci and All-American Art Still at halftime. After looking at the 6-6 Still, Charles said, "You're a tall one aren't you?" Still and Co. blanked the Bulldogs on this day, 33-0, on their way to a 10-1 record.

RED DOC, BLACK DOC

A pair of cousins named William Rodes played football for the University of Kentucky during the early 1900s. To distinquish one from the other, one was nicknamed "Red Doc" and the other "Black Doc". William "Red Doc" Rodes lettered three years (1909, 11-12) as a 140-pound halfback and defensive end. William "Black Doc" Rodes lettered two years (1915-16) as quarterback. Black Doc was considered by many to be one of the best open-field runners in that era. He also placekicked and personally delivered UK's 6-0 victory over Tennessee in 1915 with field goals of 45 and 43 yards.

RUSSELL RICE

Longtime UK sports information director Russell Rice is the walking, talking historian when its comes to Wildcats Football. Rice retired from the UK Athletics Department in 1989 after serving 18 years as sports information director. He came to UK in 1967 as assistant SID under Ken Kuhn, then was named sports information director in 1969. Rice authored the book, "The Wildcats, Kentucky Football", which details Kentucky football and its history. At his retirement party, Rice was given a lifetime "Press Pass" to the Commonwealth Stadium press box.

STOLL FIELD/ McLEAN STADIUM

Stoll Field/McLean Stadium was the first home for Kentucky Football. The stadium was located adjacent to Memorial Coliseum and served as UK's football home since 1916. The University Board of Trustees voted to name the playing field "Stoll Field" and the actual grandstand structures as "McLean Stadium", thus the often confusing double names. Stoll Field was named in honor of the late Judge Richard C. Stoll, a prominent alumnus, trustee and benefactor of UK. Stoll Field was dedicated on Oct. 14, 1916. McLean Stadium was dedicated on Nov. 1, 1924, in memory of Price Innes McLean, a regular center on the 1923 UK squad who

1957
Lou Michaels is 4th in Heisman Trophy voting.

1956
UK appears on network (NBC) television for 1st time.

1954
Blanton Collier replaces Paul Bryant as head coach.

1962
Charlie Bradshaw replaces Blanton Collier as head coach.

1965
Nat Northington inks with UK, becoming 1st black to sign with a SEC school.

1964
UK upsets No. 1 Ole Miss 27-21 at Jackson.

1966
Rick Norton, Rodger Bird, and Sam Ball go in 1st round of NFL Draft.

1967
Northington is 1st black player to play in SEC vs. SEC game.

1969
John Ray replaces Charlie Bradshaw as head coach.

chronology 1880 - 1993

died as a result of injuries sustained in the Kentucky-Cincinnati game on Nov. 6, 1923. The final seating capacity of Stoll Field/McLean Stadium was 37,000 during its last year of use, 1972.

THE THIN THIRTY

When Blanton Collier stepped down as head football coach at Kentucky following the 1961 season, UK promptly named former Wildcats' player Charlie Bradshaw as its 28th coach. Bradshaw inherited a squad of 88 players left from Collier's 5-5-0 team in '61. Bradshaw promised his new UK squad hard work and talked of training to an absolute peak of condition. His conditioning tactics took their toll as over 50 players left the squad, leaving 30 to open the season against Florida State and prompting the name "Thin Thirty". The Thin Thirty finished 3-5-2 on the season with victories over Detroit (27-8), Vanderbilt (7-0) and arch-rival Tennessee (12-10). The ties were against Florida State (0-0) and Georgia (7-7).

TURNAROUNDS

One of the biggest turnarounds in collegiate football happened at the University of Kentucky during the 1982 and 1983 seasons. Jerry Claiborne had replaced Fran Curci as head coach prior to the '82 campaign. Claiborne inherited a program in shambles and faced the nation's 2nd-toughest schedule which featured Oklahoma, Clemson, Auburn, LSU, Georgia, Florida, Tennessee, Kansas and Kansas State. Not surprisingly, Kentucky finished 0-10-1 in 1982 with only a 13-13 tie with Kansas keeping the Wildcats from an 0-11 slate. However, Claiborne turned the heat up in 1983 and went to work. UK reeled off consecutive wins against Central Michigan (31-14), Kansas State (31-12), Indiana (24-13), and Tulane (26-14) to start the season. The Cats also defeated LSU (21-13) and Vanderbilt (17-8) to finish the campaign with a 6-4-1 record. The turnaround, which tied Memphis State for the biggest turnaround in 1983, earned Kentucky a berth in the 1983 Hall of Fame Bowl.

VICTORY KICKS

The University of Kentucky defeated the Louisville YMCA, 12-6, in 1900. What is so unique about this contest is Kentucky did not run a single offensive play. Instead, Kentucky punted on first down each time it had the football and eventually scored on a pair of fumbles by the Louisville YMCA club which had occurred in their own endzone.

WILDCAT WALK

The University of Kentucky football team began in 1992 what could become a long-standing, game-day tradition by taking a 15-minute walk from the E.J. Nutter Football Training Center to Commonwealth Stadium approximately two hours before kickoff. A change in past pregame procedures created the Wildcats Walk. Until 1992, Kentucky football squads had spent Friday evenings before a home football game in a local motel and bused directly to Commonwealth Stadium. In 1992, UK Coach Bill Curry allowed his team to stay in their respective dormitory rooms on Friday evenings prior to a home game. The Wildcats gather at the Nutter Football Training Center for last-minute meetings and taping, then walk to Commonwealth Stadium as a team. The initial walks in 1992 attracted as many as 1,500 Wildcats faithful along the path.

WINNING STREAK

For the most part, the most famous winning streak in Kentucky football history is the one the Wildcats ended. The stage was set as UK faced Oklahoma in the 1951 Sugar Bowl. Kentucky was coming off its first Southeastern Conference title and brought in a 10-1 record. Oklahoma entered as national champions and riding a 31-game winning streak. A pair of Wilbur Jamerson scores - a 22-yard pass from Babe Parilli and a one-yard run - was all UK needed in picking up a 13-7 upset of the Sooners and thus ending the 31-game streak. Today, the 31-game winning streak by Oklahoma ranks as the 7th-longest in NCAA history.

THE YEAR (1977-78)

Perhaps the most successful year in UK Athletics occurred during the 1977-78 academic year at the University of Kentucky. The 1977 Wildcats football squad, under Fran Curci, raced to a 10-1 record and ended the year ranked No. 5 by THE SPORTING NEWS. Highlights were victories over North Carolina (10-7), West Virginia (28-13), Penn State (24-20), LSU (33-13), Georgia (33-0), Florida (14-7) and Tennessee (21-17). On the basketball side, UK wrapped up its 5th NCAA Title by defeating Duke, 94-88, at St. Louis. The UK Basketballers ended the campaign with a 30-2 record under Joe B. Hall.

THE YEAR (1950-51)

An argument to the most successful year in UK Athletics is the 1950-51 academic year. UK Football, under Paul Bryant, ended the 1950 regular season with a 10-1 record and ranked No. 7 nationally by both A.P. and U.P.I. The Wildcats then proceeded to snap national champion Oklahoma's 31-game winning streak with a 13-7 victory in the Sugar Bowl. On the basketball front, Adolph Rupp gave UK its 3rd national title by defeating Kansas State, 68-58, at Minneapolis, Minn. The Wildcats ended the year 32-2. Current UK Athletics Director C.M. Newton was a letterman on that squad.



Stoll Field/McLean Stadium was home to Kentucky football for 56 years (1916-1972). The seating capacity was 37,000 when the Wildcats played their final game inside the stadium in 1972, defeating Vanderbilt 14-13 on November 11.

UK RETIRED JERSEYS



73 SAM BALL

Lettered 1963-64-65 as offensive tackle ... first team All-American in 1965 by United Press International, Football Writers and Sporting News ... First team All-Southeastern Conference in 1965 ... Played in College All-Star game, North -South Shrine Game, and Senior Bowl ... NFL First Round Draft choice by Baltimore in 1966.



21 RODGER BIRD

Lettered 1963-64-65 as halfback ... Named first team All-American in 1965 by Time magazine and NBC ... Two-time All-Southeastern Conference first team (1964-65) by Associated Press and United Press International ... Played in the College All-Star game, North-South Shrine All-Star game, and the Senior Bowl ... First round draft choice of the Oakland Raiders in 1966 and played professionally with the Raiders from 1966-71 ... Currently ranked 6th at Kentucky in career rushing with 1,699 yards and 21 touchdowns ... Season-best of 646 yards rushing and 12 TDs in 1965 ... Career-high 157 yards rushing vs. Virginia Tech in 1963.



16 GEORGE BLANDA

Lettered 1945-46-47-48 as quarterback, punter, and kicker ... Led Kentucky in total offense (1948) and passing (1947-48) ... Threw for over 1,400 yards and 12 touchdowns in final two seasons ... Pro Football Hall of Fame inductee after 26 seasons ... First player in pro football to score 2,000 points (2,002) in a career ... Threw for 26,920 yards and 236 touchdowns as a pro ... Played on three American Football League championship teams.



PAUL "BEAR" BRYANT

Coached at Kentucky for eight seasons (1946-53) ... Compiled a record of 60-23-5 (.710 pct.) with four bowl appearances at UK ... His 60 victories are most by a UK head coach ... Led Kentucky to first Southeastern Conference title (1950) ... Took UK to consecutive appearances in 1950 Orange Bowl, 1951 Sugar Bowl, and 1952 Cotton Bowl ... Guided Kentucky to its first bowl game — 1947 Great Lakes Bowl ... Coached eight, first team All-Americans during his tenure at UK.



69 WARREN BRYANT

Lettered 1974-75-76 as offensive tackle ... first team All-American by Walter Camp and American Football Coaches Association in 1976 ... Jacobs Award selection in1976 (outstanding SEC blocker) ... Named to the Lakeland (Fla.) Ledger 25-year All-SEC team (1961-85) ... Three-time All-SEC selection ... NFL First Round Draft choice by Atlanta Falcons in 1976.



JERRY CLAIBORNE

Three-year letterman at Kentucky under Coach Paul Bryant as blocking back, end and defensive back ... Holds the Wildcats single-season record for interceptions with nine thefts for 130 yards during the 1949 campaign ... Spent 10 years as a collegiate assistant coach at Kentucky (1952-53), Texas A&M (1954-56), Missouri (1957), Alabama (1958-60), and Colorado (1971) ... As a head coach, Claiborne ended his career ranked 21st among all NCAA coaches with 179 victories ... Compiled an overall record of 179-122-8 in 29 seasons as a collegiate head coach including stops at Virginia Tech (61-39-2), Maryland (77-37-3) and Kentucky (41-46-3) ... Named Coach of the Year in three different conferences -- Southern (1963), Atlantic Coast (1973, 1975, 1976) and Southeastern (1983) ... Led the Wildcats to a pair of bowl berths -- 1983 and 1984 Hall of Fame Bowls ... Guided Kentucky to the College Football Association Academic Achievement Award for highest graduation rate in 1989 ... Also in 1989, Kentucky set a Southeastern Conference record by placing 17 Wildcats on the Academic All-SEC Honor Roll … Received the Neyland Award in 1994.



BLANTON COLLIER

Served as head football coach of the University of Kentucky for eight seasons (1954-61) ... Led the Wildcats to a 41-36-3 record (.531 pct.) during his tenure ... Most Kentucky faithful remember his 5-2-1 record against arch-rival Tennessee ... Had the difficult task of following UK's most successful head coach, Paul Bryant, when he accepted the job in 1954 ... Immediately led the Wildcats to a 7-3 record in his first season and was named the Nashville Banner Southeastern Conference Coach of the Year ... Began his coaching career at his prep alma mater, Paris High School, in 1927 ... Coached all sports at Paris High for 16 years (1927-43), including football and basketball ... Won two Central Kentucky Conference football titles at Paris and six basketball championships ... After serving his country in the Navy, Collier joined the Cleveland Browns in 1946 as an assistant coach under Paul Brown ... Remained on Cleveland staff until becoming head coach at Kentucky ... Led Cleveland to a sparkling 76-34-2 record (.688) which included one NFL title (1964) and four divisional titles from 1963 to 1970.



40 SONNY COLLINS

Lettered 1972-73-74-75 as halfback ... First team All-Southeastern Conference by Associated Press and United Press International for three seasons (1973-74-75) ... Currently all-time leading rusher at Kentucky with 3,835 yards and 26 touchdowns ... Owns career marks in rush attempts (777), yards rushing (3,835), touchdowns rushing (26) and 100-yard rushing games (18) ... Best season came as sophomore in 1973 with 1,213 yards and 13 TDs ... Averaged 4.9 yards per carry during career ... Named Player of the Year in the Southeastern Conference by the NASHVILLE BANNER and BIRMINGHAM POST-HERALD in 1974 ... Participated in Hula Bowl and Japan Bowl ... Drafted in second round by Atlanta Falcons in 1976.



65 RAY CORRELL

Lettered 1951-52-53 as guard ... Named first team All-American in 1953 by the Football Writers of America Association and the Chicago Tribune ... First team All-Southeastern Conference by Associated Press in 1953 ...

1986
Ivy Joe Hunter sets modern UK record with 238 yards rushing vs. Vandy.

1989
Kentucky sets SEC record with 17 players on Academic All-SEC team.

1987
UK moves into $6 million E.J. Nutter Football Training Facility.

1989
Jerry Claiborne resigns after eight seasons.

1989
UK earns CFA Academic Acheivement Award.

1990
Bill Curry becomes UK's 32nd head football coach.

1990
UK retires 12 jerseys.

1990
UK opens 100th season with win over Central Michigan.

1993
Clemson defeats UK 14-13 in Peach Bowl.

1991
Neal Clark sets UK season record for pass receptions with 47.

chronology 1880 - 1993

Second team All-SEC by United Press International in 1953 ... UK was 20-10-3 during his three years as a letterman ... Named Defensive Most Valuable Player in the 1952 Cotton Bowl as Kentucky defeated TCU, 20-7 ... Named to the All-Time Cotton Bowl team ... Played in the East-West Shrine All-Star game and the Senior Bowl ... Named permanent co-captain as a senior in 1953.



13 BOB DAVIS

Lettered 1935-36-37 as halfback ... Recognized as UK's career rushing leader in pre-modern era with 2,083 yards rushing (documented) ... Was all-time UK leading scorer with 180 points until Joey Worley broke the mark in 1987 with 246 career points ... Twice had five-touchdown games during career ... Scored a UK all-time high 30 touchdowns in career ... High games of 267 yards (vs. Washington & Lee) and 246 yards (vs. Maryville) rushing during his career ... Had four rushing touchdowns of over 70 yards during career.



70 BOB GAIN

Lettered 1947-48-49-50 as tackle /place kicker ... Two-time (1949 & 1950) first team All-American ... 1950 Outland Trophy winner, first player from SEC to win the award ... Three-time All-SEC selection ... UK was 33-10-2 and claimed SEC title under Paul Bryant during Gain's 4 seasons ... NFL First Round Draft choice by Green Bay in 1951.



55 IRVIN "IRV" GOODE

Earned three varsity letters as center and linebacker at the University of Kentucky ... Played at UK under head coach Blanton Collier ... Physical stature as a Wildcat was 6-5, 220 pounds ... First team All-American in 1961 by Time ... Third team All-Southeastern Conference by United Press International in 1961 ... Permanent team captain of '61 Wildcats squad ... Though most of his notoriety came as a center, Goode did manage a career-high 23 tackles against national champion Ole Miss as a junior ... Played in four postseason all-star games — Hula Bowl, East-West Shrine Game, College All-Star Game and Senior Christian Bowl ... Number one draft choice of the St. Louis Cardinals in 1962 ... A 13-year veteran of the National Football League — St. Louis Cardinals (1962-71), Buffalo Bills (1972) and Miami Dolphins (1973-74) ... Twice named to the Pro Bowl (1964, 1967).



80 TOM HUTCHINSON

Earned three varsity letters as a split end for the University of Kentucky ... Played at UK under head coaches Blanton Collier and Charlie Bradshaw ... All-time leading receiver in Wildcats history ... Ended his career with a school-record 94 pass receptions ... Second on the UK list for pass receiving yards with 1,483 ... Averaged 15.9 yards per reception and scored nine touchdowns ... First team All-Southeastern Conference by Associated Press in 1960, 1961 and 1962 ... First team All-SEC by United Press International in 1961 and 1962 ... Third team All-SEC by United Press International in 1960 ... Caught 30 passes for 455 yards as a sophomore despite not earning a starting assignment in either of the 10 regular season games ... Grabbed 32 pass receptions in 1961 and 1962 ... Played in five postseason all-star games — Coaches All-America Game, College All-Star Game, Hula Bowl, East-West Shrine Game, and the Senior Christian Bowl ... First round draft choice in 1963 by the Cleveland Browns ... Four-year veteran in the National Football League ... Played three seasons at Cleveland (1963-65) and one season at Atlanta (1966).



8 CLYDE JOHNSON

Lettered 1940-41-42 as tackle ... Owns the honor of being the University of Kentucky's first All-American in football ... Named first team All-American by Associated Press as tackle following 1942 campaign ... First team All-Southeastern Conference by Associated Press in 1942 ... Played two seasons in the National Football League with the Los Angeles Rams (1946-47).



27 WALLACE "WAH-WAH" JONES

Lettered 1945-46-47-48 as end ... Two-time All-Southeastern Conference ... Named first team All-SEC by the Associated Press in 1946 ... Also tabbed third team All-SEC in 1948 by AP ... Led Kentucky in receiving two seasons (1947-48) ... Had a season-high 19 receptions for 243 yards and five touchdowns during his senior campaign ... Four-year letterman in football, basketball and baseball during his days at UK ... Helped lead the Wildcats to their first bowl appearance (1947 Great Lakes Bowl) as a junior.



44 JOHN (SHIPWRECK) KELLY

Lettered 1929-30-31 as halfback ... Gained approximately 2,100 yards rushing during career ... Is one of only five UK players to gain at least 2,000 yards rushing in career ... Season-best 1,074 yards rushing in 1931 ... Holds UK all-time, single-game record with 280 yards rushing vs. Maryville in 1930.



66 RALPH KERCHEVAL

Lettered 1931-32-33 at many positions, primarily as punter ... Known as perhaps the finest punter in the history of the SEC ... Still holds SEC season records for most punts (101) and yards punted (4,413) and holds single-game record for punting average (52.0 avg., min. 10) ... All-around athlete, played quarterback, defensive back, kicker and punter ... Tied for 2nd-longest punt in UK history (78yards) ... Career-wise, punted 234 times for 9,749 yards, averaging 44.8 yards per punt which is 2 yards better than UK's modern era leader Paul Calhoun (42.6 avg.).



50 JIM KOVACH

All-time leading tackler in University of Kentucky history ... Credited with 521 tackles, including a season-high 164 in 1978 ... Four-year letterman who received medical hardship ruling in 1977 due to shoulder injury ... Consensus first team All-Southeastern Conference in 1978 ... Second team All- SEC in 1975 and 1976 ... Squad's Most Valuable Player in 1978 ... One of only two Wildcats football players to be named to the Academic All-SEC Honor Roll four times ... Academic All-American in 1978 ... Earned the 1978 National Football Foundation Scholar-Athlete Award ... Received 1979 NCAA Post- Graduate Scholarship ... Played in the 1978 Hula Bowl ... Fourth-round draft choice by the New Orleans Saints in 1979 ... Played professionally with New Orleans (1979-85) and San Francisco (1985).

FIRST TEAM All-Americans

1942	Clyde Johnson, Tackle (AP)
1949	Bob Gain, Tackle (All-Players, NY Sun, NEA)
1950	Bob Gain, Tackle (AP, UPI, INS, NEA, CP, FWAA-Look, AAB, FD,NYNews)
1950	Babe Parilli, Quarterback (AP, INS, Colliers, NY News, Sporting News, AAB)
1951	Babe Parilli, Quarterback (UP, INS, NEA, CP, AAB, NY News, All-Players)
1951	Doug Moseley, Center (AP, FWAA-Look)
1952	Steve Meilinger, End (AP, NEA, All-Players)
1953	Steve Meilinger, End (NEA, Colliers, AAB)
1953	Ray Correll, Guard (FWAA-Look, Chicago Tribune)
1955	Howard Schnellenberger, End (AP)
1956	Lou Michaels, Tackle (UPI, NA, Colliers, NY News)
1957	Lou Michaels, Tackle (AP, NEA, FWAA-Look, Coaches, NY News, Sporting News)
1961	Irv Goode, Center (Time)
1963	Herschel Turner, Tackle (Time)
1965	Sam Ball, Tackle (UPI, NEA, FWAA-Look, Coaches, Time, Sporting News)
1965	Rodger Bird, Halfback (Time, NBC)
1965	Rick Norton, Quarterback (Time, NBC)
1974	Elmore Stephens, Tight End (Time)
1974	Rick Nuzum, Center (NEA)
1976	Warren Bryant, Tackle (Coaches, Camp)
1977	Art Still, End (AP, UPI, NEA, Coaches, FWAA, Camp, Sporting News, Football News)
1989	Mike Pfeifer, OT (Football News, Mizlou)

UK Retired Jerseys



80 STEVE MEILINGER

Lettered 1951-52-53 as end, halfback, defensive back and linebacker ... Tied for 5th place on UK career list in receiving with 75 catches for 1,210 yards (16.1avg.) and 17 TDs ... Holds UK career record with 17 TD receptions ... Tied for 4th on UK season list with 41 receptions for 576 yards and 8 TDs during the 1951 season ... Two-time, first team All-American (1952 & 1953) ... Named first team All-SEC 3 times (1951-52-53) ... Named to Birmingham QB Club Quarter-Century All-SEC Team(1950-74) ... Also rushed for 714 yards during his career ... Intercepted 6 passes during his career ... NFL first Round Draft choice by Washington.



79 LOU MICHAELS

Lettered 1955-56-57 at UK as tackle, kicker and punter ... Two-time, first team All-America selection (1956 & 1957) ... Outstanding SEC Lineman by Birmingham TD Club in 1956 ... Outstanding SEC Lineman by Atlanta TD Club in 1957 ... SEC Outstanding Player by Nashville Banner in 1957 ... Averaged 39.8 yards per punt (122 punts for 4,852 yards) during career ... Connected on 13 of 16 PATs and 2 of 3 FGs at UK during career ... Inducted into College Football Hall of Fame in 1992.



51 DOUG MOSELEY

Earned three varsity letters as a center and linebacker at the University of Kentucky ... Played under head coach Paul Bryant on teams that compiled a 28-8 overall record, including one Southeastern Conference championship (1950) and appearances in the Orange, Sugar and Cotton Bowls ... First team All-American in 1951 by Associated Press and Football Writers Association of America ... First team All-Southeastern Conference by Associated Press and United Press International in 1951 ... Second team All-Southeastern Conference by Associated Press in 1950 ... Permanent co-captain of 1951 Wildcats squad which posted an 8-4 record and a 20-7 victory over Texas Christian University in the Cotton Bowl ... Earned the 1951 Atlanta Constitution Award ... Played in the College All-Star Game at Chicago.



11 RICK NORTON

Lettered 1963-64-65 as quarterback ... Named first team All-American in 1965 by Time magazine and NBC ... Academic All-Southeastern Conference Honor Roll as sophomore in 1963 ... Ranks third at UK in career total offense (4,139 yards) and career passing (4,514 yards) ... Holds UK mark for season passing with 1,823 yards and 11 touchdowns in 1965 ... Owns Wildcats single-game mark with 373 yards passing against Houston (1965) ... Completed 298 of 598 passes (.498 pct.) and 26 TDs during career ... First round draft pick of Miami Dolphins in 1966 ... Played with the Dolphins from 1966 to 1969.



52 RICK NUZUM

Began his career as a defensive end at UK, moved to offensive tackle, the offensive guard and spent last two seasons for the Wildcats at center ... First team All-American as center in 1974 ... Second team All-Southeastern Conference as a senior ... Participated in the 1974 Hula Bowl and East-West Shrine Game ... Squad's Most Valuable Player in 1974 ... Coached at Kentucky by John Ray and Fran Curci ... Drafted in the fifth round by the Los Angeles Rams in 1975 ... Played in the National Football League three seasons -- Los Angeles Rams (1977) and Green Bay Packers (1978-79).



10 BABE PARILLI

Lettered 1949-50-51 as quarterback ... Two-time (1950 & 51) first team All-American ... Finished fourth and third, respectively, in Heisman Trophy voting his junior and senior seasons ... Holds UK records for career TD passes (50), season TD passes (23), and TD passes in a single game (5) ... Completed 331 of 592 passes for 4,351yards and 50 TDs in career ... UK posted 28-8 record, claimed SEC title and spots in Orange, Sugar and Cotton Bowls under Paul Bryant during Parilli's 3 seasons ... NFL First Round Draft choice by Green Bay in 1952.



12 DERRICK RAMSEY

Lettered 1975-76-77 as quarterback ... First team All-Southeastern Conference and third team All-American as quarterback by Associated Press and United Press International in 1977 ... Named Outstanding SEC Quarterback following senior campaign by the Birmingham Touchdown Club ... Led the Wildcats to consecutive 9-3 and 10-1 records as junior and senior, including 21-0 victory over North Carolina in 1976 Peach Bowl ... Currently ranked 6th at UK in career total offense (3,417 yards), 5th in career rushing (1,764 yards) and 11th in career passing (1,653 yards) ... Ranks 2nd in career rushing TDs with 25 ... Played in the East-West Shrine All-Star game ... Played for three different National Football League teams as tight end -- Oakland/Los Angeles Raiders (1978-83), New England (1983-85) and Detroit (1987).



19 HOWARD SCHNELLENBERGER

Earned four varsity letters as an offensive and defensive end at the University of Kentucky ... Played two years each under head coaches Paul Bryant and Blanton Collier ... First team All-American in 1955 by Associated Press ... First team All-Southeastern Conference by Associated Press in 1955 ... Third team All-Southeastern Conference by Associated Press in 1954 ... Permanent co-captain as senior in 1955 ... Ended career with 44 receptions for 618 yards (14.0 avg.) and 11 touchdowns ... Owned outstanding ratio of one touchdown catch every four pass receptions ... Led Wildcats in receiving during both 1954 and 1955 seasons ... Most memorable pass reception was a 22-yard touchdown catch on a pass from Bob Hardy to give Kentucky a 14-13 victory over Tennessee in 1954 ... During his career the Wildcats compiled a 25-12-4 record ... Played in 1955 Blue-Gray All-Star Game ... Also played in 1955 Senior Bowl ... Began his coaching career as an assistant at

UK Retired Jerseys

Kentucky (1959-60) under Blanton Collier ... Assistant coach at Alabama (1961-65) under Paul Bryant ... Served as assistant coach in the NFL with the Los Angeles Rams (1966-69) under George Allen and with the Miami Dolphins (1970-72; 1975-79) under Don Shula ... Head coach of the Baltimore Colts for two seasons (1973-74) ... Led the University of Miami (Fla.) to the national championship in 1983 ... Currently head coach at the University of Louisville.



48 WASHINGTON "WASH" SERINI

Earned four varsity letters as a tackle at the University of Kentucky ... His physical stature as a player at UK was 6-1, 215 pounds ... Played under three different head coaches (A.D. Kirwan, Bernie Shively, and Paul Bryant) ... Named first team All-Southeastern Conference by Associated Press in 1944 ... Twice named second team All-Southeastern Conference by Associated Press (1945, 1947) ... Member of Wildcats' first bowl team (1947 Great Lakes Bowl) ... Participated in three Blue-Gray All-Star games (1944, 1946, 1947) ... Played professionally for the Chicago Bears (1948-51) and Green Bay Packers (1952).



BERNIE A. SHIVELY

Served as director of athletics at the University of Kentucky for 30 years (1938-67) ... Supervised major expansions of UK athletics facilities during his tenure ... Responsible for the expansion of Stoll Field/McLean Stadium in 1948, 1949 and 1959 to increase seating capacity to 37,500 ... Credited with the construction of Memorial Coliseum (11,500) in 1950 ... Also responsible for what is now known as the Shively Sports Complex, which was built in 1959 ... The Shively Sports Complex includes the football practice fields and is now home to Kentucky baseball, track and soccer ... Chairman of the NCAA Basketball Tournament Committee (University Division) and later named to the NCAA Executive Committee ... Served as head football coach at UK in 1945 and posted 2-8-0 record.



97 ART STILL

Lettered 1974-75-76-77 as defensive end ... Consensus first team All-American in1977 ... Broke UK single season record with 22 tackles behind the line in 1977 ... Ended career with 327 tackles ... Two-time, first team All-SEC (1976 & 1977) ... Honored by Birmingham TD Club as SEC Outstanding Senior Player in 1977 ... Honored by Columbus (Ga.) TD Club as SEC Outstanding Player in 1977 ... Named to Lakeland (Fla.) Ledger 25-year All-SEC team (1961-75) ... NFL First Round Draft choice by Kansas City in1978.



70 HERSCHEL TURNER

First team All-American as an offensive and defensive tackle in 1963 ... First team All- Southeastern Conference as a senior ... Logged the most minutes played on UK's 1962 squad known as the "Thin Thirty" ... Participated in the Blue-Gray Game and the Senior Bowl ... Drafted in the second round of the 1964 National Football League Draft by St. Louis ... Played two seasons (1964-65) with the Cardinals as a guard and tackle.



88 JEFF VAN NOTE

Originally came to Kentucky as a fullback, but ended his career as an outstanding defensive end ... Earned second team All-Southeastern Conference honors as a sophomore in 1966 ... Squad's Most Valuable Player as a senior in 1968 ... Participated in the Blue-Gray Game ... Coached at UK by Charlie Bradshaw ... Drafted in the 11th round by the Atlanta Falcons in 1969 ... Played 18 years in the National Football League (1969-86), all with the Falcons, as a center ... Named All-Pro in 1982 ... Earned All-National Football Conference honors in 1980 ... Played in six Pro Bowls (1974, 1975, 1979, 1980, 1981, and 1982).

1993 Kentucky Football Honors

Mark Askin
- Academic All-SEC Honor Roll

Zane Beehn
- UK Outstanding Defensive Lineman
- UK Peach Bowl Defensive Player of Game

Alfonzo Browning
- UK Outstanding Receiver

Tim Calvert
- Academic All-SEC Honor Roll

Brent Claiborne
- Academic All-SEC Honor Roll
- Bill Faulkner Award
- Fellowship of Christian Athletes Award

Jon Collins
- UK Outstanding Defensive Lineman

Darryl Conn
- UK Mr. Wildcat Weight Training Award

Trent DiGiuro
- Academic All-SEC Honor Roll

Dude Harper
- Academic All-SEC Honor Roll

Chad Hayes
- Academic All-SEC Honor Roll

Wes Jackson
- UK Outstanding Offensive Lineman

Marcus Jenkins
- Football News All-American honorable mention
- Coaches and Football News first team All-SEC
- AP second team All-SEC
- Sports Illustrated Defensive Player of the Week
- UK Outstanding Defensive Back

Pookie Jones
- UK Peach Bowl Offensive Player of Game
- Permanent Team Captain

Cale Langford
- Academic All-SEC Honor Roll

Rob Manchester
- Academic All-SEC Honor Roll

Ray McLaurin
- Academic All-SEC Honor Roll

Marty Moore
- Academic All-SEC Honor Roll
- Hitachi/CFA Scholar Athlete
- NACDA/Disney Postgraduate Scholarship Award Finalist
- UPI, Football News All-American honorable mention
- Coaches, AP, Football News and Birmingham News first team All-SEC
- East-West Shrine Game
- UK Most Valuable Senior
- UK Outstanding Linebacker
- President's Senior Scholastic Award
- Permanent Team Captain
- SEC Defensive Player of the Week

Darren Murray
- Academic All-SEC Honor Roll

David Parks
- Academic All-SEC Honor Roll

Mike Schellenberger
- Academic All-SEC Honor Roll

John Schlarman
- UK Offensive Scout Team Award

Jeff Speedy
- Academic All-SEC Honor Roll

James Tucker
- UK Outstanding Special Teams Award
- Permanent Team Captain

Littleton Ward
- UK Defensive Scout Team Award

Moe Williams
- Football News second team Freshman All-American
- AP second team All-SEC
- Knoxville News-Sentinel SEC All-Freshman Team
- UK Outstanding Offensive Back

Kentucky Honor Roll

Kentucky and the Heisman Vote

1950

1. Vic Janowicz, Ohio State
2. Kyle Rote, Southern Methodist
3. Red Bagnell, Pennsylvania
4. BABE PARILLI, KENTUCKY
5. Bobby Reynolds, Nebraska
6. Bob Williams, Notre Dame
7. Leon Heath, Oklahoma
8. Dan Foldberg, Army

1951

1. Dick Kazmaier, Princeton
2. Hank Lauricella, Tennessee
3. BABE PARILLI, KENTUCKY
4. Bill McColl, Stanford
5. John Bright, Drake
6. John Karras, Illinois
7. Larry Isbell, Baylor
8. Hugh McElhenny, Washington
9. Ollie Matson, San Francisco

1957

1. John Crow, Texas A&M
2. Alex Karras, Iowa
3. Walt Kowalczyk, Michigan State
4. LOU MICHAELS, KENTUCKY
5. Tom Forrestal, Navy
6. Jim Phillips, Auburn
7. Bob Anderson, Army
8. Dan Currie, Michigan State
9. Clendon Thomas, Oklahoma
10. Lee Grosscup, Utah
11. King Hill, Rice



ALL SEC

FIRST TEAM

1933 Ralph Kercheval, Back (AP)
1934 Bert Johnson, Back (AP)
1942 Clyde Johnson, Tackle (AP)
1944 Wash Serini, Tackle (AP)
1946 Wallace Jones, End (AP)
1947 Jay Rhodemyre, Center (AP)
1949 Bob Gain, Tackle (AP)
1949 Harry Ulinski, Center (AP)
1950 Bob Gain, Tackle (AP, UPI)
1950 Babe Parilli, Quarterback (AP, UPI)
1951 Doug Moseley, Center (AP, UPI)
1951 Steve Meilinger, End (AP, UPI)
1951 Babe Parilli, Quarterback (AP, UPI)
1951 Gene Donaldson, Guard (AP)
1952 Steve Meilinger, End (AP, UPI)
1953 Ray Correll, Guard (AP)
1953 Steve Meilinger, End (AP, UPI)
1954 Bob Hardy, Quarterback (AP)
1955 Howard Schnellenberger, End (AP, UPI)
1956 Lou Michaels, Tackle (AP, UPI)
1957 Lou Michaels, Tackle (AP, UPI)
1960 Tom Hutchinson, End (AP)
1961 Tom Hutchinson, End (AP, UPI)
1962 Tom Hutchinson, End (AP, UPI)
1962 Junior Hawthorne, Tackle (AP)
1963 Herschel Turner, Tackle (UPI)
1964 Rodger Bird, Halfback (AP, UPI)
1964 Rick Kestner, End (AP, UPI)
1965 Sam Ball, Tackle (AP, UPI)
1965 Rodger Bird, Halfback (AP, UPI)
1965 Rick Kestner, End (UPI)
1967 Dicky Lyons, Fullback (UPI)
1968 Dicky Lyons, Halfback (AP, UPI)
1969 Dave Roller, Def. Tackle (AP, UPI)
1970 Dave Roller, Def. Tackle (AP, UPI)
1971 Joe Federspiel, Linebacker (AP, UPI)
1973 Sonny Collins, Tailback (AP, UPI)
1973 Darryl Bishop, Def. Back (UPI)
1973 Jim McCollom, Def. Line (UPI)
1974 Warren Bryant, Off. Tackle (AP, UPI)
1974 Sonny Collins, Tailback (AP, UPI)
1975 Warren Bryant, Off. Tackle (AP, UPI)
1975 Sonny Collins, Tailback (AP, UPI)
1976 Warren Bryant, Off. Tackle (AP, UPI)
1976 Art Still, Def. End (UPI)
1977 Tom Dornbrook, Off. Guard (AP)
1977 Derrick Ramsey, Quarterback (AP, UPI)
1977 Art Still, Def. End (AP, UPI)
1977 Mike Siganos, Def. Back (AP, UPI)
1977 Dallas Owens, Def. Back (AP)
1978 Jim Kovach, Linebacker (AP, UPI)
1978 Dan Fowler, Off. Guard (UPI)
1978 Richard Jaffe, Noseguard (UPI)
1979 Richard Jaffe, Noseguard (AP, UPI)
1980 Ken Roark, Center (AP)
1981 Andy Molls, Def. Back (AP)
1983 Paul Calhoun, Punter (AP)
1984 George Adams, Tailback (AP, UPI)
1984 Paul Calhoun, Def. Back (AP, UPI, Coaches)
1987 Jerry Reese, Def. Line (Coaches)
1988 Randy Holleran, Linebacker (AP)
1989 Oliver Barnett, Def. Line (AP, UPI, Coaches)
1989 Mike Pfeifer, Off. Tackle (AP, UPI, Coaches)
1990 Randy Holleran, Linebacker (AP, Coaches)
1991 Doug Pelfrey, Kicker (AP)
1992 Todd Perry, Off. Guard (Football News)
1993 Marcus Jenkins, Safety (Coaches, Football News)
1993 Marty Moore, Linebacker (AP, Coaches, Football News, Birmingham News)

SECOND TEAM

1933 Joe Rupert, End (AP)
1935 Bob Davis, Back (AP)
1936 Stanley Nevers, Tackle (AP)
1937 Ed Sydnor, Guard (AP)
1937 Bob Davis, Back (AP)
1938 Dave Zoeller, Back (AP)
1939 John Eibner, Tackle (AP)
1945 Wash Serini, Tackle (AP)
1947 Wash Serini, Tackle (AP)
1948 Bob Gain, Tackle (AP)
1949 Babe Parilli, Quarterback (AP)
1950 Doug Moseley, Center (AP)
1950 Bill Wannamaker, Guard (AP, UPI)
1950 Al Bruno, End (AP)
1950 Bill Leskovar, Back (AP, UPI)
1951 Jim MacKenzie, Tackle (AP)
1952 Tommy Adkins, Linebacker (AP)
1953 Ralph Paolone, Back (AP)
1953 Ray Correll, Guard (UPI)
1954 Bradley Mills, End (UPI)
1954 Bob Hardy, Quarterback (UPI)
1955 Bob Hardy, Quarterback (AP, UPI)
1956 J.T.Frankenberger, Tackle (AP)
1956 Dave Kuhn, Center (AP)
1957 Bobby Cravens, Back (AP)
1958 Bobby Cravens, Back (AP, UPI)
1959 Calvin Bird, Back (AP)
1962 Darrell Cox, Back (AP)
1962 Junior Hawthorne, Tackle (UPI)
1965 Doug Davis, Off. Guard (AP)
1965 Larry Seiple, Back (AP)
1965 Mike McGraw, Linebacker (AP)
1965 Terry Beadles, Def. Back (AP)
1966 Jeff Van Note, Def. End (AP)
1966 Dicky Lyons, Def. Back (AP)
1966 Jerry Davis, Def. Back (AP)
1968 Dick Palmer, Def. End (AP)
1968 Dave Roller, Def. Guard (AP)
1969 Dick Palmer, Def. End (AP)
1969 Joe Federspiel, Linebacker (AP)
1970 Dave Hardt, Def. End (AP)
1972 Darryl Bishop, Def. Back (AP)
1973 Harvey Sword, Off. Tackle (AP)
1973 Darryl Bishop, Def. Back (AP)
1974 Rick Nuzum, Center (AP)
1974 Mike Fanuzzi, Quarterback (AP)
1974 John Tatterson, Punter (AP)
1975 Jim Kovach, Linebacker (AP)
1976 Jim Kovach, Linebacker (AP)
1976 Mike Siganos, Def. Back (AP)
1977 Dave Trosper, Wide Receiver (AP)
1977 Jerry Blanton, Def. Tackle (AP)
1977 Richard Jaffe, Noseguard (AP)
1978 Tom Kearns, Off. Guard (AP)
1978 Richard Jaffe, Noseguard (AP)
1978 Larry Carter, Def. Back (AP)
1979 Felix Wilson, Wide Receiver (AP)
1979 Tom Kearns, Off. Guard (AP)
1979 Larry Carter, Def. Back (AP)
1981 Don Fielder, Def. End (AP)
1982 Andy Molls, Def. Back (AP)
1983 Kerry Baird, Def. Back (AP)
1984 Cam Jacobs, Linebacker (AP)
1985 Jim Reichwein, Off. Guard (AP)
1985 Brian Williams, Def. End (AP)
1985 Russell Hairston, Def. Back (AP)
1986 Joey Worley, Placekicker (AP)
1987 Mark Higgs, Tailback (AP)
1987 Dermontti Dawson, Off.Guard (AP)
1987 Jerry Reese, Def. Tackle (AP)
1987 Greg Kunkel, Off. Tackle (AP)
1988 Oliver Barnett, Def. Tackle (AP)
1988 Chris Chenault, Linebacker (AP)
1989 Joel Mazzella, Off. Guard (AP)
1989 Alfred Rawls, Tailback (AP)
1990 Al Baker, Tailback (AP)
1990 Rodney Jackson, Tight End (AP)
1990 Joel Mazzella, Off. Guard (AP)
1991 Joey Couch, Noseguard (AP)
1992 Doug Pelfrey, Kicker (AP, Coaches)
1992 Marty Moore, Linebacker (AP)
1992 Todd Perry, Off. Guard (AP)
1993 Marcus Jenkins, Safety (AP)
1993 Moe Williams, Tailback (AP)

THIRD TEAM

1934 Joe Rupert, End (AP)
1935 Stanley Nevers, Tackle (AP)
1936 Bob Davis, Back (AP)
1938 Sherman Hinkebein, Center (AP)
1938 Bill McCubbin, End (AP)
1939 Bill McCubbin, End (AP)
1940 John Eibner, Tackle (AP)
1940 Charles Ishmael, End (AP)
1941 Noah Mullins, Back (AP)
1944 Norman Klein, Back (AP)
1946 Jay Rhodemyre, Center (AP)
1947 Leo Yarutis, Guard (AP)
1948 Wallace Jones, End (AP)
1949 Don Phelps, Back (AP)
1950 Pat James, Guard (AP, UPI)
1950 Wilbur Jamerson, Back (AP, UPI)
1950 Ben Zaranka, End (UPI)
1950 Pat James, Guard (UPI)
1951 Bob Fry, End (AP)
1951 Emery Clark, Back (AP)
1951 John Ignarski, Guard (UPI)
1951 Bob Fry, Tackle (AP)
1954 Howard Schnellenberger, End (AP)
1955 Lou Michaels, Tackle (AP)
1956 Bob Dougherty, Back (AP)
1956 J.T.Frankenberger, Tackle (UPI)
1956 Dave Kuhn, Center (UPI)
1957 Bobby Cravens, Back (UPI)
1958 Bob Lindon, Tackle (AP)
1959 Bob Talamini, Guard (AP)
1959 Calvin Bird, Back (UPI)
1960 Lloyd Hodge, Guard (AP, UPI)
1960 Tom Hutchinson, End (UPI)
1960 Calvin Bird, Back (UPI)
1961 Dave Gash, End (UPI)
1961 Irv Goode, Center (UPI)
1961 Jerry Woolum, Quarterback (UPI)
1962 Darryl Cox, Back (UPI)

ACADEMIC ALL-AMERICANS

1974 Tom Ranieri, NG (CoSIDA)
1978 Jim Kovach, LB (CoSIDA)
1978 Mark Keene, C (CoSIDA)
1985 Ken Petrowiak, C (CoSIDA)
1989 Greg Lahr, OT (CoSIDA)
1991 Greg Lahr, OT (CFA)
1992 Doug Pelfrey, PK (CFA)
1992 Dean Wells, DE (CFA)

ACADEMIC ALL-SEC

1954 Bill Wheeler, T (Pre-Law, B+)
1955 Bill Wheeler, T (Pre-Law, B+)
1956 J.T.Frankenberger, T (Pre-Law, B)
1957 Jim Urbaniak, E (Pre-Medicine, A)
1963 Rick Norton, QB (Commerce, B+)
1964 Rick Kestner, E (History, B)
1964 John Andrighetti, E (Science, B)
1967 Joe Jacobs, SE (Pre-Dental, B+)
1969 Roger Gann, FB (Mech. Eng., A)
1970 Dave Hanson, T (Commerce, 3.68)
1970 Dave Hunter, FL (Pre-Medicine, 3.00)
1970 Rick Muench, LB (Mech. Eng.,4.00)
1971 Lee Clymer, WB (Bus. Adm., 3.17)
1971 Rick Muench, LB (Civil Eng., 3.84)
1974 Tom Ranieri, NG (Allied Health, 3.65)
1974 Jim Kovach, LB (Pre-Medicine, 3.30)
1975 Tom Ranieri, NG (Allied Health, 3.08)
1975 Jim Kovach, LB (Biology, 3.58)
1976 Ed Smolder, G (Agriculture, 3.81)
1976 Jim Kovach, LB (Biology, 3.81)
1977 Kevin Kelly, P (Education, 3.00)
1978 Craig Roberts, DL (History, 3.66)
1978 Jim Kovach, LB (Medicine, 3.60)
1979 Leon Shadowen, G (Acct./Pre-Law, 3.79)
1981 Keith Martin, T (Bus., 3.16)
1982 Rob Mangas, TE (Political Science, 3.81)
1982 Keith Martin, DL (Accounting, 3.10)
1982 Scott Schroeder, LB (Accounting, 3.00)
1983 Ron Bojalad, OL (Bus., 3.00)
1983 Keith Martin, DL (Accounting, 3.30)
1983 Scott Schroeder, LB (Accounting, 3.05)
1984 Brian Davis, DE (Social Work, 3.06)

Kentucky Honor Roll

1984 Gordon Jackson, DB (Vo.Ed., 3.36)
1984 Matt Lucas, TE (Telecomm., 3.00)
1984 Ken Pietrowiak, C (Bus. Adm., 3.32)
1984 Jim Reichwein, OG (Advertising, 3.08)
1984 Gary Sexton, S (Social Studies, 3.09)
1984 Mark Wheeler, TE (Pol. Science, 3.06)
1984 Brian Williams, DE (Accounting, 3.04)
1985 Chris Derry, FB (Public Relations, 3.15)
1985 Kevin Dooley, QB (Bus. Adm., 3.10)
1985 Eric Haas, S (Pre-Medicine, 3.90)
1985 Richard Ledford, WR (Civil Eng., 3.04)
1985 Matt Lucas, TE (Telecomm., 3.01)
1985 Ken Pietrowiak, C (Bus. Adm., 3.29)
1985 Bill Ransdell, QB (Bus. Adm., 3.07)
1985 James Reichwein, OG (Adv., 3.09)
1985 Gary Sexton, S (Education, 3.17)
1985 Tom Wilkins, DG (Accounting, 3.07)
1986 Kevin Dooley, QB (Finance, 3.00)
1986 John Groves, FB (Psychology, 3.14)
1986 Scott Haire, G (Acct./Mktg., 3.00)
1986 Tim Jones, SE (Finance, 3.00)
1986 Ken Lange, C (Marketing, 3.00)
1986 Matt Lucas, TE (Telecomm., 3.06)
1986 Larry Smith, LB (Recreation, 3.16)
1986 Joe David Turner, G (So. Work, 3.00)
1986 Tom Wilkins, G (Accounting, 3.02)
1987 Kevin Dooley, QB (Bus. Adm., 3.01)
1987 Mark Higgs, TB (Education, 3.16)
1987 Jim Hill, C (Marketing, 3.26)
1987 Tim Jones, SE (Finance, 3.12)
1987 Brad Myers, C (Social Work, 3.52)
1987 Mike Robinson, DE (Education, 3.58)
1987 Ken Willis, PK (Math Education, 3.36)
1988 Craig Benzinger, LB (Mgmt., 3.00)
1988 Chuck Broughton, QB (Acc., 3.00)
1988 Mike Cahill, LB (Bus., 3.70)
1988 Doug Houser, DT (Marketing, 3.11)
1988 Mike Meiners, DG (Accounting, 3.00)
1988 Todd Meyer, CB (Hosp. Adm., 3.11)
1988 Jeff Nelson, P (Health Adm., 3.42)
1988 Mike Pfeifer, OT (Ind. Education, 3.44)
1988 Bo Smith, OT (Art Studio, 3.79)
1988 Tim Smith, TB (Mining Eng., 3.33)
1988 Ken Willis, PK (Math Education, 3.06)
1989 Craig Benzinger, LB (Marketing, 3.50)
1989 Darren Bilberry, FB (Telecomm., 3.00)
1989 Chuck Broughton, QB (Mgmt., 3.00)
1989 Tom Crumrine, OT (Law, 3.44)
1989 Doug Houser, DT (Public Adm., 3.00)
1989 Bill Hulette, OG (Management, 3.00)
1989 Mike Knox, FB (Management, 3.56)
1989 Greg Lahr, OT (Bus., 3.76)
1989 Freddie Maggard, QB (Comm., 3.30)
1989 Mike Meiners, DG (Accounting, 3.08)
1989 Andy Murray, FB (Real Estate, 3.14)
1989 Todd Perry, OG (Biology, 3.56)
1989 Mike Pfeifer, OT (Ind. Education, 3.89)
1989 Ron Robinson, FS (Public Adm., 3.43)
1989 Dean Wells, OLB (Bus., 3.32)
1989 Ken Willis, PK (Math Education, 3.16)
1989 Tony Zigman, OLB (Ind. Ed., 3.25)
1990 Jim Graves, DE (Comm., 3.09)
1990 Ryan Hockman, QB (Sec. Ed., 3.09)
1990 Randy Holleran, LB (Comm., 3.00)
1990 Bill Hulette, OG (Management, 3.00)
1990 Greg Hunt, FL (Accounting, 3.00)
1990 Larry Jackson, ROV (So.Work, 3.53)
1990 Greg Lahr, OT (Finance, 3.66)
1990 Freddie Maggard, QB (Comm., 3.63)
1990 Joel Mazzella, OG (Pre-Med., 3.09)
1990 Todd Perry, OG (Biology, 3.28)
1990 Brad Smith, QB (Finance, 3.33)
1990 Dean Wells, OLB (Marketing, 3.29)
1990 Gary Willis, CB (Marketing, 3.18)
1991 Mark Askin, OT (Civil Eng., 3.00)
1991 Chip Garner, C (Marketing, 3.09)
1991 Jim Graves, DE (Comm., 3.13)
1991 Bill Hawk, P (Journalism, 3.00)
1991 Ryan Hockman, QB (English, 3.10)
1991 Larry Jackson, ROV (So. Work, 3.09)
1991 Greg Lahr, OT (Finance, 3.72)
1991 Freddie Maggard, QB (Comm., 3.41)
1991 Doug Pelfrey, K (Pre-Dental, 3.15)
1991 Todd Perry, OG (Biology, 3.04)
1991 Brad Smith, QB (Finance, 3.18)
1991 Derrick Thomas, DE (So. Work, 3.14)
1991 Jeff Weihe, OT (Voc. Education, 3.25)
1991 Dean Wells, STR (Marketing, 3.40)
1991 Gary Willis, CB (Marketing, 3.14)
1992 Brad Armstead, FS (So. Work, 3.00)
1992 Mark Askin, OT (Civil Eng., 3.03)
1992 Andy Britt, OG (Chem. Eng., 3.00)
1992 Mark Chatmon, SE (Comm., 3.06)
1992 Dude Harper, C (Comm., 3.10)
1992 Ryan Hockman, QB (English, 3.53)
1992 Cale Langford, FS (Mktg., 3.11)
1992 Marty Moore, LB (Ind. Ed., 3.69)
1992 David Parks, OG (Comm., 3.00)
1992 Doug Pelfrey, PK (Den. Med., 3.41)
1992 Don Robinson, CB (Agronomy, 3.11)
1992 Reggie Smith, LB (Civil Eng., 3.23)
1992 Dean Wells, DE (Bus. Adm., 3.30)
1993 Mark Askin, OT (Civil Eng., 3.21)
1993 Tim Calvert, FL (Marketing, 3.60)
1993 Brent Claiborne, PK (Phys. Ed., 3.31)
1993 Trent DiGiuro, OG (Bus. Adm., 3.00)
1993 Dude Harper, C (Comm., 3.30)
1993 Chad Hayes, FB (Telecomm., 3.20)
1993 Cale Langford, FS (Mktg., 3.50)
1993 Rob Manchester, SS (Sec. Ed., 3.00)
1993 Ray McLaurin, TB/WB (Telecomm.,3.00)
1993 Marty Moore, LB (Voc. Ed., 3.50)
1993 Darren Murray, FB (Econ., 3.00)
1993 David Parks, OL (Comm., 3.29)
1993 Mike Schellenberger, LB (Bus. Adm., 3.89)
1993 Jeff Speedy, QB (Bus. Adm., 3.34)

KENTUCKY HONOR ROLL

OUTLAND TROPHY

The Outland Trophy is presented annually to the outstanding interior lineman in collegiate football by the Football Writers Association of America.

1950 Bob Gain ..... Tackle

NATIONAL FOOTBALL FOUNDATION HALL OF FAME

The National Football Foundation annually honors former collegiate football players and coaches, who rank among the all-time great performers, and inducts them into their respective Hall of Fame.

1947-50 Bob Gain ..... Tackle
1949-51 Babe Parilli ..... Quarterback
1946-53 Paul "Bear" Bryant ..... Coach
1955-57 Lou Michaels ..... Tackle

NATIONAL FOOTBALL FOUNDATION SCHOLAR-ATHLETE AWARD

The National Football Foundation and Hall of Fame annually, beginning in 1951 honors scholar-athletes from universities around the nation and presents them with $3000 scholarships for post-graduate work.

1978 Jim Kovach ..... Linebacker
1979 Leon Shadowen ..... Off. Guard

NCAA POST-GRADUATE SCHOLARSHIP

The National Collegiate Athletic Association annually, beginning in 1964 honors scholar-athletes from universities around the nation and presents them with $2000 post-graduate scholarships.

1976 Tom Ranieri ..... Linebacker
1979 Jim Kovach ..... Linebacker
1983 Keith Martin ..... Def. Guard

ATLANTA TOUCHDOWN CLUB AWARD

The Atlanta Touchdown Club Award has been given since 1939 to the outstanding player in the Southeastern Conference. Beginning in 1945, an outstanding back and lineman were chosen. Then beginning in 1980, both offensive and defensive linemen and backs have been chosen.

1949 Bob Gain ..... Lineman
1950 Babe Parilli ..... Back
1957 Lou Michaels ..... Lineman

BILL FAULKNER AWARD (Wildcat Touchdown Club)

1992 Jerry Claiborne
1993 Brent Claiborne ..... PK

BIRMINGHAM QUARTERBACK CLUB AWARD

The Birmingham Quarterback Club annually selects the outstanding back and lineman in the Southeastern Conference.

1949 Bob Gain ..... Lineman
1950 Babe Parilli ..... Back
1956 Lou Michaels ..... Lineman
1977 Derrick Ramsey ..... Back

BIRMINGHAM TOUCHDOWN CLUB AWARD

The Birmingham Touchdown Club, annually since 1976, selects the outstanding senior player and assistant coach in the Southeastern Conference.

1976 Art Still ..... Defensive End
1988 Terry Strock ..... Asst. Coach

JACOBS AWARD

The Jacobs Award has been given annually since 1935 by Dr. W.J. Jacobs of Clinton, S.C., to the outstanding blocker in the Southeastern Conference based on a poll of league coaches.

1976 Warren Bryant ..... Off. Tackle

NASHVILLE BANNER AWARD

The Nashville Banner Award has been given annually since 1933 to the outstanding player and coach in the Southeastern Conference as selected by the league coaches.

1950 Babe Parilli ..... Quarterback
1954 Blanton Collier ..... Coach
1957 Lou Michaels ..... Tackle
1974 Sonny Collins ..... Off. Back

HELMS FOUNDATION HALL OF FAME AWARD

1927-33 Harry Gamage ..... Coach
1949-50 Babe Parilli ..... Quarterback
1955-57 Lou Michaels ..... Tackle

WASHINGTON TOUCHDOWN CLUB AWARD

1950 Babe Parilli ..... Quarterback
1957 Lou Michaels ..... Tackle

COLUMBUS TOUCHDOWN CLUB AWARD

1977 Art Still ..... Defensive End

ATLANTA CONSTITUTION AWARD

1950 Babe Parilli ..... Quarterback
1951 Babe Parilli ..... Quarterback
1951 Doug Moseley ..... Center
1953 Ray Correll ..... Guard

BIRMINGHAM POST-HERALD AWARD

1974 Sonny Collins ..... Running Back

BIRMINGHAM QB CLUB QUARTER-CENTURY ALL-SEC TEAM (1950-74)

1951-53 Steve Meilinger ..... End
1947-50 Bob Gain ..... Tackle
1955-57 Lou Michaels ..... Tackle

LAKELAND (FLA.) LEDGER 25-YEAR ALL-SEC TEAM (1961-85)

1973-76 Warren Bryant ..... Off. Lineman
1974-77 Art Still ..... Def. Lineman

SOUTHEAST AREA ALL-TIME FOOTBALL TEAM (1920-69)

1949-51 Babe Parilli ..... Quarterback
1931-33 Ralph Kercheval ..... Punter

ALL-TIME SUGAR BOWL TEAM

1951 Bob Gain ..... Tackle
1951 Walt Yowarsky ..... Tackle

ALL-TIME COTTON BOWL TEAM

1952 Babe Parilli ..... Quarterback
1952 Ray Correll ..... Guard
1952 Emery Clark ..... Halfback

HALL OF FAME BOWL KENTUCKY MOST VALUABLE PLAYER

1983 George Adams ..... Tailback
1984 Marc Logan ..... Tailback

ALL-AMERICAN BOWL

1959 Bobby Cravens ..... Halfback
1960* Calvin Bird ..... Halfback
1968 Dicky Lyons ..... Halfback
1969 Dick Palmer ..... End
1970 Dave Hardt ..... Punter
Dave Roller ..... Tackle
1971 Joe Federspiel ..... Linebacker
1975 Vin Hoover ..... Tight End
Steve Campassi ..... Tailback

* most valuable back

BLUE-GRAY GAME Montgomery, Ala.

1939 Luke Lindon ..... Tackle
1940 Joe Bailey ..... Center
1942 Clyde Johnson ..... Tackle
Clark Wood ..... Tackle
1944 Wash Serini ..... Tackle
1946 Wash Serini ..... Tackle
Leo Yarutis ..... Guard
1947 Jay Rhodemyre ..... Center
Wash Serini ..... Tackle
Paul "Bear" Bryant ..... Staff
1952 John Griggs ..... Center
1953 Tommy Adkins ..... Center
Ralph Paolone ..... Fullback
Paul "Bear" Bryant ..... Staff
1954 Neil Lowry ..... Guard
1955 Bob Hardy ..... Quarterback
Dick Moloney ..... Halfback
Howard Schellenberger ..... End
1958 Bobby Cravens ..... Halfback
Jim Miller ..... Guard
Blanton Collier ..... Head Coach
1959 George Boone ..... Tackle
1960 Jerry Eisaman ..... Quarterback
Lloyd Hodge ..... Guard
1961 Bob Butler ..... Tackle
1962 Charlie Bradshaw ..... Staff
1963 Herschel Turner ..... Tackle
1966 Calvin Withrow ..... Center
Larry Seiple ..... Wide Receiver
1968 Dicky Lyons ..... Halfback
Jeff Van Note ..... End
1972 Ken King ..... Linebacker
1977 Will Grant ..... Center
1978 Chris Hill ..... Running Back
1979 Richard Jaffe ..... Nose Guard
1980 Ken Roark ..... Center
1985 Jon Dumbauld ..... Def. Tackle
Maurice Douglass ..... Def. Back
1986 Jerry Claiborne ..... Staff
Cornell Burbage ..... W. Receiver
1987 Mark Higgs ..... Tailback
Dermontti Dawson ..... Off. Guard
Jerry Reese ..... Def. Tackle
1988 Ivy Joe Hunter ..... Tailback
David Johnson ..... Cornerback
1989 Oliver Barnett ..... Def. Tackle
Alfred Rawls ..... Tailback
1990 Al Baker ..... Tailback
Phil Logan ..... Split End
Randy Holleran ..... Linebacker
1992 Doug Pelfrey ..... Kicker
Dean Wells ..... Def. End
Chuck Bradley ..... Off. Tackle

CANADIAN-AMERICAN GAME Tampa, Fla.

1977 Mike Martin ..... Linebacker
1978 James Ramey ..... Def. Tackle

CHARITY GAME New York City, N.Y.

1930 Floppy Forquer ..... Guard
Conrad Rose
Tom Phipps ..... Fullback

COACHES ALL-AMERICA GAME Lubbock, Texas

1954 Steve Meilinger ..... End
Ray Correll ..... Guard
1963 Tom Hutchinson ..... End
Blanton Collier ..... Staff
1966 Sam Ball ..... Tackle
Rodger Bird ..... Tailback
1970 Dick Palmer ..... Def. End

COLLEGE ALL-STAR GAME Chicago, Ill.

1948* Jay Rhodemyre ..... Center
1950 Harry Ulinski ..... Center
1951 Bob Gain ..... Tackle
Walt Yowarsky ..... Tackle
1952* Babe Parilli ..... Quarterback
Doug Moseley ..... Center
Jim Mackenzie ..... Tackle
1954 Steve Meilinger ..... End
1958 Lou Michaels ..... Tackle
1962 Irv Goode ..... Center
1963 Tom Hutchinson ..... End
1966 Sam Ball ..... Tackle
Rodger Bird ..... Tailback

* most valuable player

COPPER BOWL Phoenix, Ariz.

1960 Calvin Bird ..... Halfback

Kentucky Honor Roll

CRUSADE BOWL Baltimore, Md.

1962	Junior Hawthorne	Tackle

EAST-WEST SHRINE GAME San Francisco, Calif.

1954	Ray Correll	Guard
	Steve Meilinger	End
1957	Bob Dougherty	Back
	J.T. Frankenberger	Tackle
	Dave Kuhn	Center
1958	Lou Michaels	Tackle
1961	Irv Goode	Center
1962	Tom Hutchinson	End
1972	Dan Neal	Center
1973	Bubba McCollum	N. Guard
1974	Rick Nuzum	Center
1975	Wally Pesuit	Off. Tackle
1977	Derrick Ramsey	Quarterback
	Art Still	Def. End
	Dallas Owens	Def. Back
	Fran Curci	Staff
1984	George Adams	Tailback
1990	Randy Holleran**	Linebacker
1992	Todd Perry	Off. Guard
	Dean Wells	Def. End
1993	Marty Moore	Linebacker

**injured

HULA BOWL Honolulu

1951	Babe Parilli	Quarterback
1954	Steve Meilinger	End
1957*	Lou Michaels	Tackle
1961	Calvin Bird	Halfback
1962	Irv Goode	Center
1963	Tom Hutchinson	End
1964	Bill Jenkins	End
1970	Dave Roller	Def. Tackle
1973	Darryl Bishop	Free Safety
1974	Rick Nuzum	Center
1975	Sonny Collins	Running Back
1976	Warren Bryant	Off. Tackle
1977	Art Still	Def. End
	Fran Curci	Staff
1978	Jim Kovach	Linebacker
1979	Larry Carter	Def. Back
1981	Jim Campbell	Tight End
1982	Andy Molls	Def. Back
1983	Kerry Baird	Def. Back
1984	Paul Calhoun	Free Safety
1985	Jon Dumbauld	Def. Tackle
1987	Mark Higgs	Tailback

JAPAN BOWL Tokyo

1976	Sonny Collins	Running Back
	Fran Curci	Staff
1977*	Art Still	Def. End
1978	Kelly Kirchbaum	Linebacker
1981	Jim Campbell	Tight End
1982	Andy Molls	Def. Back
1984	Paul Calhoun	Free Safety
1988	Ivy Joe Hunter	Tailback
1990**	Randy Holleran	Linebacker
1991	Greg Lahr	Off. Tackle
1992	Todd Perry	Off. Guard

* outstanding defensive player
**injured

NORTH-SOUTH SHRINE GAME Miami, Fla.

1932	Frank Seale	Center
1933	Ralph Kercheval	Def. Back
1952	Frank Fuller	Tackle
	Bob Fry	Tackle
1962	Jerry Woolum	Quarterback
	Dave Gash	End
	Junior Hawthorne	Tackle
1963	Darrell Cox	Halfback
1965	Sam Ball	Tackle
	Rodger Bird	Tailback
1969	Dick Palmer	End
1970	Dave Hardt	Punter
	Dave Roller	Def. Tackle
1971*	Joe Federspiel	Linebacker
	Bill Bushong	Tackle
1973	Darryl Bishop	Free Safety
	Frank LeMaster	Linebacker

SENIOR BOWL Mobile, Ala.

1951	Bob Gain	Tackle
1952	Babe Parilli	Quarterback
1953	John Griggs	Center
1954	Ray Correll	Guard
1955	Bob Hardy	Quarterback
	Howard Schellenberger	End
1963	Herschel Turner	Tackle
1966	Rodger Bird	Halfback
	Rick Kestner	End
	Sam Ball	Tackle
1975	Wally Pesuit	Off. Tackle
1977*	Randy Burke	Split End
	Dallas Owens	Def. Back
1984	George Adams	Tailback
1985	Jon Dumbauld	Def. Tackle
1987	Dermontti Dawson	Off. Guard
1989	Oliver Barnett	Def. Tackle
1992	Chuck Bradley	Off. Tackle
	Todd Perry	Off. Guard
	Dean Wells	Def. End

*most valuable offensive player

SENIOR CHRISTIAN BOWL Murfreesboro, Tenn.

1955	Bill Wheeler	Tackle
	Ray Callahan	Guard
	Blanton Collier	Staff
1956	Bob Dougherty	Fullback
	Dave Kuhn	Center
	J.T. Frankenberger	Tackle
1957	Lou Michaels	Tackle
	Blanton Collier	Staff
1961	Irv Goode	Center
1962	Tom Hutchinson	End

MOST VALUABLE SENIOR AWARD (Committee of 101)

1963	Darrell Cox	Halfback
1964	Jim Foley	Linebacker
	Bill Jenkins	End
1965	Sam Ball	Off. Tackle
1966	Rich Machel	Def. Tackle
1967	Kerry Curling	Def. Tackle
1968	Jeff Van Note	Def. End
1969	Roger Gann	Halfback
1970	Wilbur Hackett	Linebacker
1971	Joe Federspiel	Linebacker
1972	Tom Clark	Off. Guard
1973	Frank LeMaster	Linebacker
1974	Rick Nuzum	Center
1975	Tom Ranieri	Nose Guard
1976	Greg Woods	Def. Back
1977	Art Still	Def. End
1978	Jim Kovach	Linebacker
1979	Lester Boyd	Linebacker
1980	Tim Gooch	Def. Tackle
1981	Jim Campbell	Tight End
1982	Andy Molls	Strong Safety
1983	Scott Schroeder	Linebacker
1984	George Adams	Tailback
	Paul Calhoun	Free Safety
1985	Ken Pietrowiak	Center
	Brian Williams	Def. End
1986	Cornell Burbage	W. Receiver
	Tom Wilkins	Def. Guard
1987	Mark Higgs	Tailback
1988	Bo Smith	Off. Tackle
	David Johnson	Cornerback
1989	Oliver Barnett	Def. Tackle
1990	Randy Holleran	Linebacker
	Al Baker	Tailback
1991	Neal Clark	Split End
1992	Dean Wells	Def. End
1993	Marty Moore	Linebacker

OUTSTANDING OFFENSIVE BACK (Hallmark Trophies)

1982	George Adams	Tailback
1983	Randy Jenkins	Quarterback
1984	George Adams	Tailback
1985	Bill Ransdell	Quarterback
1986	Marc Logan	Tailback
1987	Mark Higgs	Tailback
1988	Alfred Rawls	Tailback
1989	Alfred Rawls	Tailback
1990	Al Baker	Tailback
1991	Craig Walker	Tailback
1992	Pookie Jones	Quarterback
1993	Moe Williams	Tailback

OUTSTANDING RECEIVER (Martina Brothers Co.)

1990	Phil Logan	Split End
1991	Neal Clark	Split End
1992	Kurt Johnson	Flanker
1993	Alfonzo Browning	Wingback

OUTSTANDING OFFENSIVE LINEMAN (Lexington Trophy)

1979	Ken Roark	Center
1980	Ken Roark	Center
1981	Gerald Smyth	Tackle
1982	John Maddox	Center
1983	Don Corbin	Tackle
1984	Ken Petrowiak	Center
1985	Ken Petrowiak	Center
1986	Greg Kunkel	Tackle
1987	Dermontti Dawson	Guard
1988	Bo Smith	Tackle
1989	Joel Mazzella	Guard
1990	Joel Mazzella	Guard
1991	Todd Perry	Guard
1992	Todd Perry	Guard
1993	Wes Jackson	Center

OUTSTANDING DEFENSIVE LINEMAN (Lexington Kiwanis)

1982	Dave Lyons	End
1983	Keith Martin	Guard
1984	Frank Hare	Guard
	Brian Williams	End
1985	Brian Williams	End
1986	Carwell Gardner	End
1987	Jerry Reese	Tackle
1988	Oliver Barnett	Tackle
1989	Oliver Barnett	Tackle
1990	Joey Couch	Nose Guard
	Dean Wells	Strike
1991	Joey Couch	Nose Guard
1992	Dean Wells	Strike
1993	Zane Beehn	End
	Jon Collins	Tackle

OUTSTANDING LINEBACKER (The Cats' Pause)

1990	Randy Holleran	Linebacker
1991	Marty Moore	Linebacker
1992	Marty Moore	Linebacker
1993	Marty Moore	Linebacker

OUTSTANDING DEFENSIVE BACK (Lexington Jaycees)

1979	Larry Carter	Def. Back
1980	Chris Jacobs	Def. Back
1981	Andy Molls	Def. Back
1982	Andy Molls	Def. Back
1983	Kerry Baird	Def. Back
1984	Paul Calhoun	Def. Back
	Cam Jacobs	Linebacker
1985	Larry Smith	Linebacker
1986	Larry Smith	Linebacker
1987	Jeff Kremer	Linebacker
1988	Randy Holleran	Linebacker
1989	Ron Robinson	Free Safety
1990	Gary Willis	Cornerback
1991	Brad Armstead	Free Safety
1992	Brad Armstead	Free Safety
1993	Marcus Jenkins	Strong Safety

OUTSTANDING KICKING GAME/ SPECIAL TEAMS AWARD (Car Quest)

1982	David Meers	Safety
1983	Paul Calhoun	Punter
1984	Paul Calhoun	Punter/Safety
1985	Joey Worley	Kicker
1986	Joey Worley	Kicker
1987	Joey Worley	Kicker
1988	Ken Willis	Kicker
1989	Ken Willis	Place Kicker
	Kurt Johnson	PR/KOR
1990	Neal Clark	Split End
1991	Sterling Ward	Rover
1992	Travis Powers	Rover
1993	James Tucker	Linebacker

PEACH BOWL MOST VALUBALE PLAYER

1993	Pookie Jones	Offense
	Zane Beehn	Defense

SENIOR SCHOLASTIC AWARD (K-Association)

1950	Dick Martin	Halfback
1951	Ed Hamilton	Halfback
1952	Harry Jones	Halfback
	Larry Jones	Halfback
1953	Herb Hunt	Quarterback
1954	Dick Mitchell	Halfback
1955	Bill Wheeler	Tackle
1956	Jack Freeman	Quarterback
1957	Jim Urbaniak	End
1958	Bill Livings	Center
1959	Lowell Hughes	Quarterback
1960	Jerry Eisaman	Quarterback
	Tom Rodgers	End
1961	Mark Thompson	Center
1962	Gary Steward	Halfback
1963	Vince Semary	Linebacker
1964	Bob Brown	Guard
1965	John Andrighetti	End
1966	Roger Walz	Quarterback
1967	Terry Beadles	Quarterback
1968	Louis Wolf	Off. Guard
1969	Roger Gann	Halfback
1970	Stan Forston	Quarterback
1971	Rick Muench	Linebacker
1972	Gary Knutson	Fullback
1973	Marty Marks	Tackle
1974	Roger Peterman	Def. End
1975	Tom Ranieri	Nose Guard
1976	Ed Smolder	Off. Guard
1977	Joe Bryant	Place Kicker
1978	Mark Keene	Center
1979	Leon Shadowen	Off. Guard
1980	Greg Motley	Def. Back
1981	Rick Strein	Place Kicker
1982	Rob Mangas	Tight End
1983	Keith Martin	Def. Guard
1984	Ken Petrowiak	Center
1985	Eric Haas	Safety
1986	Matt Lucas	Tight End
1987	Jim Hill	Center
1988	Bo Smith	Tackle
1989	Ken Willis	Kicker
1990	Mike Meece	Tight End
1991	Greg Lahr	Off. Tackle
1992	Ryan Hockman	Quarterback
	Doug Pelfrey	Kicker
	Dean Wells	Strike
1993	Marty Moore	Linebacker

WILDCAT PRIDE (UK Athletics)

1990	Randy Holleran	Linebacker
	Dean Wells	Outside LB
	Joey Couch	Nose Guard
	Al Baker	Tailback
	Steve Phillips	Split End
1991	Tim Calvert	Split End
	Neal Clark	Split End
	Bill Hawk	Punter
	Marty Moore	Linebacker
	Dean Wells	Strike
1992	Tim Calvert	Split End
	Kurt Johnson	Flanker

OUTSTANDING SCOUT TEAM (Harrod Concrete)

1989	Matt Riazzi	Tailback
	Barry Rich	Def. Tackle
1990	Pookie Jones	Quarterback
	Jon Lawson	Def. Tackle
1991	Antonio O'Ferral	Quarterback
	David Snardon	Bandit
1992	Jon Collins	Nose Guard
	Randy Wyatt	Flanker
1993	John Schlarman	Guard
	Littleton Ward	Cornerback

FCA AWARD (Fellowship of Christian Athletes)

1982	John Maddox	Center
1983	Rick Massie	Wide Receiver
1984	Steve Mazza	Def. End
1985	Rick Ledford	Wide Receiver
	Steve Mazza	Def. End
1986	Greg Doll	Def. End
1987	Bill Shehan	Flanker
	Bryan McKenzie	Tight End
1989	Albert Burks	Cornerback
1990	Chris Tolbert	Cornerback
1991	Brent Claiborne	Kicker
	Doug Pelfrey	Kicker
1992	Doug Pelfrey	Kicker
1993	Brent Claiborne	Kicker

UNSUNG HERO AWARD (Kentucky Central)

1961	Tom Hutchinson	End
1962	Tommy Simpson	Center
1963	Darrell Cox	Halfback
1964	Jim Foley	Linebacker
1965	Rick Norton	Quarterback
1966	Larry Seiple	Wingback
1967	Dicky Lyons	Tailback
1968	Dick Palmer	Def. End
1969	Dave Roller	Def. Tackle
1970	Wilbur Hackett	Linebacker
	Joe Federspiel	Linebacker
1971	Joe Federspiel	Linebacker
	Darryl Bishop	Def. Back
1972	James McCollum	Def. Tackle
1973	James McCollum	N. Guard
1974	Mike Fanuzzi	Quarterback
1975	Steve Campassi	Running Back
1976	Warren Bryant	Off. Tackle
1977	Derrick Ramsey	Quarterback
1978	Jim Kovach	Linebacker
1979	Rick Jaffe	Nose Guard
1980	Ken Roark	Center
1981	Andy Molls	Safety
1982	Gerald Smyth	Off. Tackle
1983	Don Corbin	Off. Tackle
1984	Bob Shurtleff	Off. Tackle
1985	Jim Reichwein	Off. Guard
1986	Larry Smith	Linebacker
1987	Brad Myers	Center
1988	Bo Smith	Off. Tackle
1989	David Crane	Center

Wildcats in the Pros

George Adams, RB
New York Giants 1985-89
New England Patriots 1990-91
Ermal Allen, QB
Cleveland Browns 1947
Sam Ball, T
Baltimore Colts 1966-70
Oliver Barnett,
Atlanta Falcons 1990-92
Buffalo Bills 1993
Zane Beehn, DE
San Diego Chargers 1994
Rodger Bird, DB
Oakland Raiders 1967-71
George Blanda, QB-PK
Chicago Bears 1949-58
Houston Oilers 1960-66
Oakland Raiders 1967-75
Jerry Blanton, LB
Kansas City Chiefs 1979-85
Chuck Bradley, OT
Cincinnati Bengels 1993
Jeff Brady, LB
Pittsburgh Steelers 1991
Green Bay Packers 1992
Warren Bryant, OT
Atlanta Falcons 1978-83
Los Angeles Raiders 1984
Cornell Burbage, WR
Dallas Cowboys 1987-89
Hamilton (CFL) 1993
Randy Burke, WR
Baltimore Colts 1978-81
Bob Butler, G
Philadelphia Eagles 1962
New York Jets 1963
Sonny Collins, RB
Atlanta Falcons 1976
Bob Davis, B
Cleveland Rams 1938
Philadelphia Eagles 1942
Boston Yanks 1944-46
Doug Davis, T
Minnesota Vikings 1966-72
Dermontti Dawson, OG
Pittsburgh Steelers 1988-93
Gene Donaldson, G
Cleveland Browns 1953
Thom Dornbrook, OG-C
Pittsburgh Steelers 1979
Miami Dolphins 1980
Bob Dougherty, LB
Los Angeles Rams 1957
Pittsburgh Steelers 1958
Oakland Raiders 1960-63
Maurice Douglass, DB
Chicago Bears 1986-93
Jon Dumbauld, DE
New Orleans Saints 1986, 88
Philadelphia Eagles 1987
Tom Ehlers, LB
Philadelphia Eagles 1975-77
Buffalo Bills 1978
John Eibner, T
Philadelphia Eagles 1941-42, 1946
Joe Federspiel, LB
New Orleans Saints 1972-80
Baltimore Colts 1981
Don Fielder, DE
Tampa Bay Buccaneers 1985
Bob Fry, T
Los Angeles Rams 1953-59
Dallas Cowboys 1960-64
Dom Fucci, B
Detroit Lions 1955
Frank Fuller, DT
Los Angeles Rams 1953, 55, 57-58
Chicago Cardinals 1959
St. Louis Cardinals 1960-62
Philadelphia Eagles 1963
Bob Gain, T
Cleveland Browns 1952, 1954-64
John Grimsley, LB
Houston Oilers 1984-90
Irv Goode, C
St. Louis Cardinals 1962-71
Buffalo Bills 1972
Miami Dolphins 1973-74
Will Grant, C
Buffalo Bills 1978-85, 87
Seattle Seahawks 1986
Russell Hairston, WR
Pittsburgh Steelers 1987
Dick Hensley, E
New York Giants 1949
Pittsburgh Steelers 1952
Chicago Bears 1953
Mark Higgs, RB
Dallas Cowboys 1988
Philadelphia Eagles 1989
Miami Dolphins 1990-93
Tom Hutchinson, WR
Cleveland Browns 1963-65
Atlanta Falcons 1966
Ivy Joe Hunter, TB
Indianapolis Colts, 1989-90
New England Patriots 1991
Bert Johnson, B
Brooklyn Dodgers 1937
Chicago Bears 1938
Chicago Cardinals 1939-41
Philadelphia Eagles 1942
Clyde Johnson, T
Los Angeles Rams 1946-47
David Johnson, CB
Pittsburgh Steelers 1989-92
Atlanta Falcons 1993
Shipwreck Kelly, RB
New York Giants 1932
Brooklyn Dodgers 1933-34, 37
Ralph Kercheval RB-K
Brooklyn Dodgers 1934-40
Don King, T
Cleveland Browns 1954
Green Bay Packers 1956
Philadelphia Eagles 1956
Denver Broncos 1960
Kelly Kirchbaum, LB
Kansas City Chiefs 1980
Philadelphia Eagles 1987
Doug Kotar, RB
New York Giants 1974-81
Jim Kovach, LB
New Orleans Saints 1979-85
San Francisco 49ers 1985
Frank LeMaster, LB
Philadelphia Eagles 1974-83
Luther Lindon, T
Detroit Lions 1944-45
Jim Little, T
New York Giants 1945
Marc Logan, RB
Cleveland Browns 1987
Cincinnati Bengals 1987-88
Miami Dolphins 1989-91
San Francisco 49ers 1993
Dicky Lyons, S
New Orleans Saints 1970
Peter Marcus, E
Washington Redskins 1944
Rick Massie, WR
Denver Broncos 1987-88
Tony Mayes, DB
St. Louis Cardinals 1987
Bubba McCollum, DT
Houston Oilers 1974
Lloyd McDermott, T
Detroit Lions 1950
Chicago Cardinals 1950-51
Steve Meilinger, E
Washington Redskins 1956-57
Baltimore Colts 1959
Green Bay Packers 1958-60
Pittsburgh Steelers 1961
St. Louis Cardinals 1961
Lou Michaels, DE-K
Los Angeles Rams 1958-60
Pittsburgh Steelers 1961-63
Baltimore Colts 1964-69
Green Bay Packers 1971
Marty Moore, LB
New England Patriots 1994
Noah Mullins, B
Chicago Bears 1946-49
New York Giants 1949
Dan Neal, C
Baltimore Colts 1973-74
Chicago Bears 1975-83
Rick Norton, QB
Miami Dolphins 1966-69
Green Bay Packers 1970
Rick Nuzum, C
Los Angeles Rams 1977
Green Bay Packers 1978-79
Dick Palmer, LB
Miami Dolphins 1970
Buffalo Bills 1972
New Orleans Saints 1973
Atlanta Falcons 1974
Babe Parilli, QB
Green Bay Packers 1952-53, 1956-58
Cleveland Browns 1956
Oakland Raiders 1960
Boston Patriots 1961-67
New York Jets 1968-69
Doug Pelfrey, PK
Cincinnati Bengels 1993
Todd Perry, OG
Chicago Bears 1993
Wally Pesuit, OT-C
Miami Dolphins 1977-78
Detroit Lions 1979-80
Don Phelps, B
Cleveland Browns 1950-51
Joe Phillips, WR
Washington Redskins 1985-87



Dermontti Dawson
1992 All-Pro

James Ramey, DE
St. Louis Cardinals 1979
Derrick Ramsey, TE
Oakland Raiders 1978-81
Los Angeles Raiders 1982-83
New England Patriots 1983-85
Detriot Lions 1987
Bill Ransdell, QB
New York Jets 1987
Indianapolis Colts 1988
Jerry Reese, DE
Pittsburgh Steelers 1988
Jay Rhodemyre, C
Green Bay Packers 1948-49, 51-52
Dick Richards, WB
Brooklyn Dodgers 1933
Dave Roller, DT
New York Giants 1971-74
Green Bay Packers 1975-78
Minnesota Vikings 1979-80
Terry Samuels, TE
Arizona Cardinals 1994
Larry Seiple, P
Miami Dolphins 1967-77
Washington Serini, G
Chicago Bears 1948-51
Green Bay Packers 1952
John Shannon, DE
Chicago Bears 1988-89
Glenn Shaw, RB
Chicago Bears 1960
Minnesota Vikings 1961
Los Angeles Rams 1962
Oakland Raiders 1963-64
Larry Smith, LB
Houston Oilers 1987
Art Still, DE
Kansas City Chiefs 1978-87
Buffalo Bills 1988-89
Bob Talamini, G
Houston Oilers 1960-67
New York Jets 1968
Herschel Turner, G
St. Louis Cardinals 1964-65
Harry Ulinski, C
Washington Redskins 1950-51, 53-56
Jeff Van Note, C
Atlanta Falcons 1969-86
Dean Wells, LB
Seattle Seahawks 1993
Mark Wheeler, TE
Detroit Lions 1987
Ken Willis, K
Dallas Cowboys 1990-91
Tampa Bay Bucs 1992
Earl Wilson, DE
San Diego Chargers 1985-87
Bob Windsor, TE
San Francisco 49ers 1967-71
Boston Patriots 1972-75
Bob Winkel, DT
New York Jets 1979-80
Cal Withrow, C
San Diego Chargers 1970
Green Bay Packers 1971-73
St. Louis Cardinals 1974
Ralph Wright
Brooklyn Dodgers 1933
Walt Yowarsky, E
Washington Redskins 1951-54
Detroit Lions 1955
New York Giants 1955-57
San Francisco 49ers 1958

Kentucky and the NFL/AFL Drafts 1950-1993

1950
Don Phelps, 5th, Browns
Ralph Genito, 18th, 49ers

1951
Bob Gain, 7th, Packers

1952
Babe Parilli, 1st, Packers
John Griggs, 17th, Rams
Frank Fuller, 26th, Rams

1953
Bob Fry, 3rd, Rams
Gene Donaldson, 3rd, Browns

1954
Steve Meilinger, 1st, Redskins
Thomas Adkins, 17th, Colts

1955
No players drafted.

1956
Dick Shatt, 15th, Rams
Jack Butler, 17th, Rams
Bradley Mills, 25th, Colts

1957
Dave Kuhn, 17th, 49ers

1958
Henry Herzog, 28th, Lions

1959
Jim Bowie, 22nd, Eagles

1960
No players drafted.

1961
Calvin Bird, 6th, Chargers
Charles Sturgeon, 10th, Broncos
Tom Rodgers, 12th, Lions
Bud Calvin, 17th, Browns

1962
Irv Goode, 1st, Redskins
Irv Goode, 4th, Chiefs
Bob Butler, 9th, Eagles
Dave Gash, 25th, Bills

1963
Tom Hutchinson, 1st, Browns
Tom Hutchinson, 2nd, Bills

1964
No players drafted.

1965
Jim Burt, 10th, Rams

1966
Sam Ball, 1st, Colts
Sam Ball, 2nd, Jets
Rick Norton, 2nd, Browns
Rick Norton, 1st, Dolphins
Rodger Bird, 1st, Raiders
Bob Windsor, 2nd, 49ers
Rick Kestner, 18th, Dolphins

1967
Larry Seiple, 7th, Dolphins
Pat Riley, 14th, Cowboys

1968
Dwight Little, 11th, Lions

1969
Dicky Lyons, 4th, Falcons
Jeff Van Note, 11th, Falcons

1970
Dick Palmer, 10th, Colts
Dick Beard, 17th, Jets

1971
Dave Roller, 13th, Giants
Ray Makin, 15th, Steelers

1972
Joe Federspiel, 4th Saints
Bill Bushong, 7th, Packers

1973
Dan Neal, 11th, Colts

1974
Frank LeMaster, 4th, Eagles
Daryl Bishop, 6th, Bengals
Dave Margavage, 16th, Colts

1975
Rick Nuzum, 5th, Rams
Tom Ehlers, 13th, Eagles

1976
Sonny Collins, 2nd, Falcons
Wally Pesuit, 5th, Cowboys
Rick Caswell, 13th, Giants
Steve Campassi, 16th, Eagles

1977
Warren Bryant, 1st, Falcons
Randy Burke, 1st, Colts

1978
Art Still, 1st, Chiefs
Mike Martin, 9th, Bears
Dallas Owens, 10th, Colts
Gerald Blanton, 11th, Bills

1979
Jim Kovach, 4th, Saints
Kelly Kirchbaum, 5th, Jets
Robert Hawkins, 8th, Raiders
Dan Fowler, 10th, Giants

1980
Larry Carter, 3rd, Broncos
Lester Boyd, 6th, Saints

1981
Tim Gooch, 9th, Colts

1982
Jim Campbell, 11th, Oilers

1983
No players drafted.

1984
John Grimsley, 6th, Oilers

1985
George Adams, 1st, Giants
Cam Jacobs, 5th, Steelers
Oliver White, 10th, Steelers
Jeff Smith, 11th, Chargers

1986
Maurice Douglass, 8th, Bears
Jon Dumbauld, 10th, Saints

1987
Tony Mayes, 5th, Buccaneers
Marc Logan, 5th, Bengals
Bill Ransdell, 12th, Jets

1988
Dermontti Dawson, 2nd, Steelers
Jerry Reese, 5th, Steelers
Mark Higgs, 8th, Cowboys
Greg Kunkel, 12th, Raiders

1989
David Johnson, 7th, Steelers
Ivy Joe Hunter, 7th, Colts
Chris Chenault, 8th, Bengals
Charlie Darrington, 9th, Redskins

1990
Oliver Barnett, 3rd, Falcons
Donnie Gardner, 7th, Buccaneers
Andy Murray, 7th, Oilers

1991
Al Baker, 10th, Jets
Jeff Brady, 12th, Steelers

1992
Dean Wells, 4th, Seahawks
Todd Perry, 4th, Bears
Chuck Bradley, 6th, Oilers
Doug Pelfrey, 8th, Bengals

1993
Terry Samuels, 6th, Cardinals
Zane Beehn, 7th, Chargers
Marty Moore, 7th, Patriots

NFL FIRST ROUND DRAFT CHOICES

Kentucky has had 12 players selected in the first round of the National Football League Draft. In 1966, the Wildcats had a school-record three players selected in the first round.

Year	Player, Pos.	NFL Team
1951	Bob Gain, T	Green Bay
1952	Babe Parilli, QB	Green Bay
1954	Steve Meilinger, E	Washington
1962	Irv Goode, C	St. Louis
1963	Tom Hutchinson, E	Cleveland
1966	Sam Ball, T	Baltimore
1966	Rick Norton, QB	Miami
1966	Rodger Bird, DB	Oakland
1976	Warren Bryant, OT	Atlanta
1977	Randy Burke, WR	Baltimore
1978	Art Still, DT	Kansas City
1984	George Adams, TB	N.Y. Giants

Kentucky in the Final A.P. Polls

1949

1. Notre Dame
2. Oklahoma
3. California
4. Army
5. Rice
6. Ohio State
7. Michigan
8. Minnesota
9. LSU
10. Pacific
11. **KENTUCKY**
12. Cornell
13. Villanova
14. Maryland
15. Santa Clara
16. North Carolina
17. Tennessee
18. Princeton
19. Michigan State
20. Missouri
    Baylor

1950

1. Oklahoma
2. Army
3. Texas
4. Tennessee
5. California
6. Princeton
7. **KENTUCKY**
8. Michigan State
9. Michigan
10. Clemson
11. Washington
12. Wyoming
13. Illinois
14. Ohio State
15. Miami (Fla.)
16. Alabama
17. Nebraska
18. Washington & Lee
    Tulsa
20. Tulane

1951

1. Tennessee
2. Michigan State
3. Maryland
4. Illinois
5. Georgia Tech
6. Princeton
7. Stanford
8. Wisconsin
9. Baylor
10. Oklahoma
11. TCU
12. California
13. Virginia
14. San Francisco
15. **KENTUCKY**
16. Boston Univ.
17. UCLA
18. Washington State
19. Holy Cross
20. Clemson

1952

1. Michigan State
2. Georgia Tech
3. Notre Dame
4. Oklahoma
5. USC
6. UCLA
7. Mississippi
8. Tennessee
9. Alabama
10. Texas
11. Wisconsin
12. Tulsa
13. Maryland
14. Syracuse
15. Florida
16. Duke
17. Ohio State
18. Purdue
19. Princeton
20. **KENTUCKY**

1953

1. Maryland
2. Notre Dame
3. Michigan State
4. Oklahoma
5. UCLA
6. Rice
7. Illinois
8. Georgia Tech
9. Iowa
10. West Virginia
11. Texas
12. Texas Tech
13. Alabama
14. Army
15. Wisconsin
16. **KENTUCKY**
17. Auburn
18. Duke
19. Stanford
20. Michigan

1976

1. Pittsburgh
2. USC
3. Michigan
4. Houston
5. Oklahoma
6. Ohio State
7. Texas A&M
8. Maryland
9. Nebraska
10. Georgia
11. Alabama
12. Notre Dame
13. Texas Tech
14. Oklahoma State
15. UCLA
16. Colorado
17. Rutgers
18. **KENTUCKY**
19. Iowa State
20. Mississippi State

1977

1. Notre Dame
2. Alabama
3. Arkansas
4. Texas
5. Penn State
6. **KENTUCKY**
7. Oklahoma
8. Pittsburgh
9. Michigan
10. Washington
11. Ohio State
12. Nebraska
13. USC
14. Florida State
15. Stanford
16. San Diego State
17. North Carolina
18. Arizona State
19. Clemson
20. Brigham Young

1984

1. Brigham Young
2. Washington
3. Florida
4. Nebraska
5. Boston College
6. Oklahoma
7. Oklahoma State
8. SMU
9. UCLA
10. USC
11. South Carolina
12. Maryland
13. Ohio State
14. Auburn
15. LSU
16. Iowa
17. Florida State
18. Miami (Fla.)
19. **KENTUCKY**
20. Virginia

Kentucky in the Final U.P.I. Polls

1950

1. Oklahoma
2. Texas
3. Tennessee
4. California
5. Army
6. Michigan
7. **KENTUCKY**
8. Princeton
9. Michigan State
10. Ohio State
11. Illinois
12. Clemson
13. Miami (Fla.)
14. Wyoming
15. Washington
    Baylor
17. Alabama
18. Washington & Lee
19. Navy
20. Nebraska
    Wisconsin
    Cornell

1951

1. Tennessee
2. Michigan State
3. Illinois
4. Maryland
5. Georgia Tech
6. Princeton
7. Stanford
8. Wisconsin
9. Baylor
10. TCU
11. Oklahoma
12. California
13. Notre Dame
14. San Francisco
    Purdue
    Washington State
17. Holy Cross
    UCLA
    KENTUCKY
20. Kansas

1952

1. Michigan State
2. Georgia Tech
3. Notre Dame
4. Oklahoma
    USC
6. UCLA
7. Mississippi
8. Tennessee
9. Alabama
10. Wisconsin
11. Texas
12. Purdue
13. Maryland
14. Princeton
15. Ohio State
    Pittsburgh
17. Navy
18. Duke
19. Houston
    KENTUCKY

1953

1. Maryland
2. Notre Dame
3. Michigan State
4. UCLA
5. Oklahoma
6. Rice
7. Illinois
8. Texas
9. Georgia Tech
10. Iowa
11. Alabama
12. Texas Tech
13. West Virginia
14. Wisconsin
15. **KENTUCKY**
16. Army
17. Stanford
18. Duke
19. Michigan
20. Ohio State

1965

1. Michigan State
2. Arkansas
3. Nebraska
4. Alabama
5. UCLA
6. Missouri
7. Tennessee
8. Notre Dame
9. USC
10. Texas Tech
11. Ohio State
12. Florida
13. Purdue
14. LSU
15. Georgia
16. Tulsa
17. Mississippi
18. **KENTUCKY**
19. Syracuse
20. Colorado

1976

1. Pittsburgh
2. USC
3. Michigan
4. Houston
5. Ohio State
6. Oklahoma
7. Nebraska
8. Texas A&M
9. Alabama
10. Georgia
11. Maryland
12. Notre Dame
13. Texas Tech
14. Oklahoma State
15. UCLA
16. Colorado
17. Rutgers
18. Iowa State
19. Baylor
    KENTUCKY

1984

1. Brigham Young
2. Washington
3. Nebraska
4. Boston College
5. Oklahoma State
6. Oklahoma
7. Florida
8. SMU
9. USC
10. UCLA
11. Maryland
12. Ohio State
13. South Carolina
14. Auburn
15. Iowa
16. LSU
17. Virginia
18. West Virginia
19. **KENTUCKY**
    Florida State

Kentucky in the Weekly A.P. Rankings

DATE	RANK	RECORD	NO. VOTES	1st PLACE VOTES
Oct. 30, 1939	15th	5-0-0	22	--
Nov. 6, 1939	18th	5-0-1	23	--
Oct. 7, 1946	19th	3-0-0	17	--
Oct. 13, 1947	20th	3-1-0	19	--
Oct. 20, 1947	14th	4-1-0	82	--
Oct. 27, 1947	13th	5-1-0	79	--
Oct. 3, 1949	15th	3-0-0	75	1
Oct. 10, 1949	8th	4-0-0	436	8
Oct. 17, 1949	7th	5-0-0	798	3
Oct. 24, 1949	14th	5-1-1	83	--
Oct. 31, 1949	13th	6-1-0	75	--
Nov. 7, 1949	14th	7-1-0	79	--
Nov. 14, 1949	11th	8-1-0	150	--
Nov. 21, 1949	20th	8-2-0	28	--
Nov. 28, 1949	11th	9-2-0	222	--
Preseason 1950	13th	----	143	--
Oct. 2, 1950	6th	3-0-0	539	5
Oct. 9, 1950	5th	4-0-0	837	11
Oct. 16, 1950	4th	5-0-0	1191	9
Oct. 23, 1950	4th	6-0-0	1286	15
Oct. 30, 1950	5th	7-0-0	1632	17
Nov. 6, 1950	4th	8-0-0	1920	35
Nov. 13, 1950	5th	9-0-0	2001	43
Nov. 20, 1950	3rd	10-0-0	2346	55
Nov. 27, 1950	7th	10-1-0	1167	7
Preseason 1951	6th	----	316	1
Oct. 1, 1951	17th	1-2-0	34	--
Oct. 22, 1951	17th	3-3-0	47	1
Oct. 29, 1951	14th	4-3-0	60	1
Nov. 5, 1951	12th	5-3-0	171	3
Nov. 12, 1951	9th	6-3-0	249	4
Nov. 19, 1951	9th	7-3-0	339	4
Nov. 26, 1951	17th	7-4-0	73	--
Dec. 3, 1951	15th	7-4-0	87	--
Nov. 24, 1952	19th	5-3-2	25	--
Dec. 1, 1952	20th	5-3-2	41	--
Oct. 19, 1953	16th	2-2-1	33	--
Oct. 26, 1953	19th	3-2-1	42	--
Nov. 2, 1953	14th	4-2-1	159	--
Nov. 9, 1953	13th	5-2-1	81	1
Nov. 16, 1953	13th	6-2-1	130	3
Nov. 23, 1953	13th	7-2-1	237	5
Nov. 30, 1953	16th	7-2-1	155	3
Oct. 3, 1955	19th	2-1-0	22	--
Oct. 10,1955	20th	2-1-1	12	--
Oct. 31, 1955	17th	4-2-1	29	--
Preseason 1957	20th	----	39	--
Sept. 22, 1958	17th	1-0-0	75	2
Oct. 5, 1964	5th	3-0-0	255	5
Sept. 20, 1965	10th	1-0-0	78	--
Sept. 27, 1965	6th	2-0-0	168	1
Nov. 1, 1965	10th	5-2-0	49	--
Nov. 8, 1965	10th	6-2-0	73	--
Jan. 4, 1977	18th	8-4-0	30	--
Oct. 3, 1977	16th	3-1-0	100	--
Oct. 10, 1977	12th	4-1-0	184	--
Oct. 17, 1977	8th	5-1-0	369	1
Oct. 24, 1977	7th	6-1-0	610	1
Oct. 31, 1977	7th	7-1-0	569	1
Nov. 7, 1977	7th	8-1-0	568	1
Nov. 14, 1977	7th	9-1-0	548	1
Nov. 21, 1977	7th	10-1-0	600	1
Nov. 28, 1977	7th	10-1-0	527	1
Jan. 3, 1978	6th	10-1-0	605	--
Preseason 1978	15th	----	419	--
Sept. 12, 1978	17th	0-0-0	299	--
Oct. 9, 1984	19th	4-0-0	156	--
Oct. 16, 1984	16th	5-0-0	288	--
Jan. 3, 1985	19th	9-3-0	152	--

Kentucky vs. Ranked Teams

Kentucky has played in 156 games throughout the years against opponents ranked in the Associated Press Top 20/25 Poll. The Wildcats own a 32-119-5 record against ranked opponents, most recently a 21-0 victory over No. 25 Mississippi in 1993. Kentucky has faced a No. 1-ranked team seven times and has posted a 2-5-0 record in those games.

1936 (0-1)
at #17 Tennessee ..... L 6-7

1937 (0-1)
at #3 Alabama ..... L 0-41

1938 (0-2)
#18 Alabama ..... L 6-26
at #4 Tennessee ..... L 0-46

1939 (0-1-1)
at #19 Alabama ..... T 7-7
#4 Tennessee ..... L 0-19

1940 (0-1)
at #6 Tennessee ..... L 0-33

1941 (0-1)
at #15 Alabama ..... L 0-30

1942 (0-3)
#3 Alabama ..... L 0-14
at #3 Georgia Tech ..... L 7-47
at #11 Tennessee ..... L 0-26

1944 (0-2)
at #18 Mississippi St. ..... L 0-26
#15 Tennessee ..... L 7-21

1945 (0-2)
#4 Alabama ..... L 19-60
#14 Tennessee ..... L 0-14

1946 (0-3)
at #8 Georgia ..... L 13-28
at #11 Alabama ..... L 7-21
at #7 Tennessee ..... L 0-7

1947 (2-1)
#9 Georgia ..... W 26-0
at #10 Vanderbilt ..... W 14-0
#18 Alabama ..... L 0-13

1949 (0-2)
at #17 SMU ..... L 7-20
*#15 Santa Clara ..... L 13-21
* Orange Bowl

1950 (2-1)
#17 Florida ..... W 40-6
at #9 Tennessee ..... L 0-7
*#1 Oklahoma ..... W 13-7
* Sugar Bowl

1951 (3-2)
#11 Georgia Tech ..... L 7-13
#12 Villanova ..... W 35-13
#19 Miami (Fla.) ..... W 32-0
#1 Tennessee ..... L 0-28
*#11 TCU ..... W 20-7
* Cotton Bowl

1952 (0-1-1)
at #7 Tennessee ..... T 14-14
at #15 Florida ..... L 0-27

1953 (2-0-1)
at #14 LSU ..... T 6-6
#20 Mississippi State ..... W 32-13
at #12 Rice ..... W 19-13

1954 (1-2)
#3 Maryland ..... L 0-20
at #9 Ole Miss ..... L 9-28
at #15 Georgia Tech ..... W 13- 6

1955 (2-0-1)
#8 Ole Miss ..... W 21-14
at #14 Auburn ..... T 14-14
#17 Tennessee ..... W 23-0

1956 (0-3)
#4 Georgia Tech ..... L 6-14
at #9 Ole Miss ..... L 7-37
at #2 Tennessee ..... L 7-20

1957 (1-4)
at #11 Georgia Tech ..... L 0-13
#19 Ole Miss ..... L 0-15
at #9 Auburn ..... L 0-6
at #17 LSU ..... L 0-21
#12 Tennessee ..... W 20-6

1958 (0-3)
at #9 Ole Miss ..... L 6-27
#1 Auburn ..... L 0-8
at #9 LSU ..... L 7-32

1959 (1-3)
#4 Ole Miss ..... L 0-16
at #14 Auburn ..... L 0-33
#1 LSU ..... L 0-9
#20 Tennessee ..... W 20-0

1960 (0-1)
at #1 Ole Miss ..... L 6-21

1961 (0-2)
#2 Ole Miss ..... L 6-20
at #10 LSU ..... L 14-24

1962 (0-2)
at #7 Ole Miss ..... L 0-14
#4 LSU ..... L 0-7

1964 (2-1)
at #1 Ole Miss ..... W 27-21
#7 Auburn ..... W 20-0
#9 LSU ..... L 7-27

1965 (1-0)
#10 Georgia ..... W 28-10

1967 (0-2)
#6 Georgia ..... L 7-31
#2 Tennessee ..... L 7-17

1968 (1-3)
#20 Oregon State ..... W 35-34
at #20 LSU ..... L 3-13
#8 Georgia ..... L 14-35
at #8 Tennessee ..... L 7-24

1969 (1-5)
#14 Indiana ..... L 30-58
#8 Ole Miss ..... W 10-9
#9 LSU ..... L 10-37
at #13 Georgia ..... L 0-30
at #15 Florida ..... L 6-31
#9 Tennessee ..... L 26-31

1970 (1-4)
#13 Kansas State ..... W 16-3
at #5 Ole Miss ..... L 17-20
#12 Auburn ..... L 15-33
at #15 LSU ..... L 7-14
at #8 Tennessee ..... L 0-45

1971 (0-4)
at #5 Auburn ..... L 6-38
#12 LSU ..... L 13-17
at #8 Georgia ..... L 0-34
#11 Tennessee ..... L 7-21

1972 (0-3)
at #7 Alabama ..... L 0-35
at #7 LSU ..... L 0-10
at #12 Tennessee ..... L 7-17

1973 (1-2)
#4 Alabama ..... L 14-28
at #9 LSU ..... L 21-28
#14 Tulane ..... W 34-7

1974 (1-1)
at #10 Auburn ..... L 13-31
#9 Florida ..... W 41-24

1975 (0-2-1)
#20 Maryland ..... T 10-10
at #10 Penn State ..... L 3-10
at #14 Florida ..... L 7-48

1976 (4-3)
at #13 Kansas ..... L 16-37
#20 Penn State ..... W 22-6
#16 LSU ..... W 21-7
#10 Georgia ..... L 7-31
at #5 Maryland ..... L 14-24
#15 Florida ..... W 28-9
*#19 North Carolina ..... W 21- 0
* Peach Bowl

1977 (3-0)
#17 West Virginia ..... W 28-13
at #4 Penn State ..... W 24-20
at #16 LSU ..... W 33-13

1978 (0-4)
at #15 Maryland ..... L 3-20
#5 Penn State ..... L 0-30
#16 LSU ..... L 0-21
#16 Georgia ..... L 16-17

1980 (0-4)
at #4 Oklahoma ..... L 7-29
at #1 Alabama ..... L 0-45
#6 Georgia ..... L 0-27
#20 Florida ..... L 15-17

1981 (0-3)
#12 Alabama ..... L 10-19
#14 Clemson ..... L 3-21
at #7 Georgia ..... L 0-21

1982 (0-2)
#16 LSU ..... L 10-34
#3 Georgia ..... L 14-27

1983 (0-4)
#7 Auburn ..... L 21-49
at #7 Georgia ..... L 21-47
at #14 Florida ..... L 7-24
*#18 West Virginia ..... L 16-20
* Hall of Fame Bowl

1984 (1-3)
#10 LSU ..... L 10-36
#13 Georgia ..... L 7-37
#5 Florida ..... L 17-25
*#19 Wisconsin ..... W 20-19
* Hall of Fame Bowl

1985 (0-3)
at #17 LSU ..... L 0-10
at #11 Florida ..... L 13-15
#16 Tennessee ..... L 0-42

1986 (0-1)
#12 LSU ..... L 16-25

1987 (0-3)
at #6 LSU ..... L 9-34
at #12 Georgia ..... L 14-17
#18 Tennessee ..... L 22-24

1988 (1-3)
at #7 Auburn ..... L 10-20
#12 Alabama ..... L 27-31
at #19 LSU ..... L 12-15
#11 Georgia ..... W 16-10

1989 (0-3)
at #15 Alabama ..... L 3-15
#11 Auburn ..... L 12-24
#8 Tennessee ..... L 10-31

1990 (0-2)
#6 Florida ..... L 15-47
at #10 Tennessee ..... L 28-42

1991 (0-2)
at #5 Florida ..... L 26-35
#10 Tennessee ..... L 7-16

1992 (0-4)
at #4 Florida ..... L 19-35
#7 Georgia ..... L 7-40
#24 Mississippi State ..... L 36-37
at #20 Tennessee ..... L 13-34

1993 (1-3)
#7 Florida ..... L 20-24
#25Ole Miss ..... W 21-0
#7 Tennessee ..... L 0-48
#24 Clemson ..... L 13-14

KENTUCKY vs. No.1-RANKED TEAMS

1950	Oklahoma	W	13- 7
1951	Tennessee	L	0-28
1958	Auburn	L	0- 8
1959	LSU	L	0- 9
1960	Ole Miss	L	6-21
1964	Ole Miss	W	27-21
1980	Alabama	L	0-45

KENTUCKY vs. RANKED TEAMS

Opponent	W	L	T
Alabama	0	13	1
Auburn	1	9	1
Clemson	0	2	0
Florida	3	11	0
Georgia	3	14	0
Georgia Tech	1	4	0
Indiana	0	1	0
Kansas	0	1	0
Kansas State	1	0	0
LSU	2	20	1
Maryland	0	3	1
Miami, Fla.	1	0	0
Mississippi State	1	2	0
North Carolina	1	0	0
Oklahoma	1	1	0
Ole Miss	4	9	0
Oregon State	1	0	0
Penn State	2	2	0
Rice	1	0	0
Santa Clara	0	1	0
SMU	0	1	0
TCU	1	0	0
Tennessee	3	24	1
Tulane	1	0	0
Vanderbilt	1	0	0
Villanova	1	0	0
West Virginia	1	1	0
Wisconsin	1	0	0

GREAT LAKES BOWL

Kentucky 24, Villanova 14

1947 The Kentucky Wildcats made their first appearance on the bowl scene in the 1947 Great Lakes Bowl and came away with a 24-14 victory over Villanova before a crowd of 14,908 at Cleveland Municipal Stadium.

Kentucky, in its second year under head coach Paul "Bear" Bryant, finished at 8-3 on the season with the victory.

Quarterback-placekicker George Blanda gave Kentucky an early 3-0 lead in the first quarter. Blanda connected on a 27-yard field goal to put the Cats up and it remained that way until halftime.

SCORING SUMMARY

VILLANOVA	0	0	0	14	- 14
KENTUCKY	3	0	7	14	- 24

UK - Blanda, 27 FG
UK - Howe, 29 run (Blanda PAT)
UK - Boller, 15 run (Blanda PAT)
UK - Boller, 49 interception return (Blanda PAT)
VU - Shehhan, 9 pass from Gordon
VU - Pasqunriello, 10 run

Attendance - 14,908

In the third quarter, UK's Jim Howe scampered 29 yards for a score. Blanda added the PAT and Kentucky led 10-0 after three periods.

Bill Boller scored both Kentucky touchdowns in the fourth period, romping 15 yards on a handoff from Blanda and racing 49 yards to paydirt with an interception. Blanda added both PATs to round out the Kentucky scoring.

Villanova also added a pair of fourth-quarter touchdowns, but it was not enough as Kentucky captured its first bowl victory in school history.

ORANGE BOWL

Santa Clara 21, Kentucky 13

1950 Kentucky committed three turnovers and let a seven-point halftime lead slip away in dropping its first major bowl game, 21-13, to Santa Clara in the 1950 Orange Bowl before a crowd of 64,816.

The Wildcats, 9-3, scored their first touchdown early in the second quarter as a result of a Santa Clara turnover. UK's John Netoskie recovered at fumble at the Wildcat 49 to set up Kentucky's first score. The Wildcats drove 51 yards in 14 plays as Wilbur Jamerson hammered over from two yards. Bobby Brooks added the PAT to make it 7-0.

Kentucky wasted a golden scoring opportunity late in the second quarter when Babe Parilli found Bill Leskovar for a 45-yard completion to the SC 3 with time running out. Leskovar and runningmate Don Phelps each were stopped short on their respective rush attempts and the clock ran out before UK could score. The Wildcats led 7-0 at halftime.

SCORING SUMMARY

KENTUCKY	0	7	0	6	- 13
SANTA CLARA	0	0	14	7	- 21

UK - Jamerson, 2 run (Brooks PAT)
SC - Pasco, 1 run (Vargas PAT)
SC - Haynes, 4 run (Vargas PAT)
UK - Clark, 52 pass from Parilli (PAT missed)
SC - Wraith, 16 run (Vargas PAT)

Attendance - 64,816

UK coach Paul "Bear" Bryant said afterward he should have sent in a pass play just before the half. "If it failed," he said, "the clock was killed then we could have tried a field goal."

A short, 9-yard punt by Phelps set up Santa Clara's first score in the third quarter. After taking over on the SC 46, Bronco quarterback John Pasco hit Larry Williams on a 25-yard pass. Santa Clara eventually scored on a one-yard sneak by Pasco to tie the game, 7-7.

Santa Clara scored again later in the third period, thanks in part to a pass interference call against Kentucky. Hall Haynes went over from 4 yards to make it, 14-7, after three quarters.

Parilli led Kentucky right back, hitting Emery Clark on a 52-yard touchdown strike. Brooks, however, missed the tying PAT breaking a personal streak of 18 straight as Santa Clara led 14-13 with 12 minutes left in the contest.

Santa Clara managed to hold off the Cats and added an insurance score with less than a minute left, a 16-yard TD run by Buster Wraith.

SUGAR BOWL

Kentucky 13, Oklahoma 7

1951 Kentucky arrived on the national football scene and stunned national champion Oklahoma, 13-7, to capture the 1951 Sugar Bowl before 82,000 at New Orleans.

The Wildcats, 11-1, displayed a tough defense and opportunistic offense in snapping Oklahoma's 31-game winning streak, the longest in the nation at that time. More than 13,000 Kentucky fans made the long trip to New Orleans to watch the Southeastern Conference champions pick up their school record 11th win.

SCORING SUMMARY

OKLAHOMA	0	0	0	7	- 7
KENTUCKY	7	6	0	0	- 13

UK - Jamerson, 22 pass from Parilli (Gain PAT)
UK - Jamerson, 1 run (PAT missed)
OU - Green, 17 pass from Vessels (Weatherall PAT)

Attendance - 82,000

Under the direction of coach Paul "Bear" Bryant, Kentucky continually confused the favored Sooners with different defensive looks. The Wildcats used three tackles much of the time, causing OU quarterback Claude Arnold to hasten his playmaking.

Inflicting the most damage on the Sooners was Walt Yowarsky, a tackle who had played less than five minutes on the defensive side of the football in 1950. Yowarsky operated at left end, next to Outland Trophy winner Bob Gain, and repeatedly sliced into the

Continued next page

KENTUCKY IN THE BOWLS

1947
GREAT LAKES BOWL
Kentucky 24, Villanova 14

1950
ORANGE BOWL
Santa Clara 21, Kentucky 13

1951
SUGAR BOWL
Kentucky 13, Oklahoma 7
MVP: Walt Yowarsky

1952
COTTON BOWL
Kentucky 20, TCU 7
MVPs: Emery Clark, Ray Correll, Babe Parilli

1976
PEACH BOWL
Kentucky 21, N. Carolina 0
Off. MVP: Rod Stewart
Def. MVP: Mike Martin

1983
HALL OF FAME BOWL
W. Virginia 20, Kentucky 16
UK MVP: George Adams

1984
HALL OF FAME BOWL
Kentucky 20, Wisconsin 19
MVP: Marc Logan

1993
PEACH BOWL
Clemson 14, Kentucky 13
UK Offensive MVP: Pookie Jones
UK Defensive MVP: Zane Beehn

Bowl Games

BOWL GAME RECORDS

TEAM

RUSHING
Rush Attempts: 35 (Great Lakes, 1947)
Net Rushing Yards: 318 (Peach Bowl, 1976)
Touchdowns Rushing: 3 (Great Lakes, 1947; Peach Bowl, 1976)

PASSING
Pass Attempts: 34 (Hall of Fame, 1984)
Pass Completions: 19 (Hall of Fame, 1983)
Had Intercepted: 2 (Orange Bowl, 1950)
Net Passing Yards: 216 (Hall of Fame, 1983)
Touchdowns Passing: 2 (Cotton Bowl, 1952)

TOTAL OFFENSE
Offensive Plays: 79 (Peach Bowl, 1976)
Net Total Yards: 334 (Peach Bowl, 1976)

SCORING
Points Scored: 24 (Great Lakes, 1947)
Most Touchdowns: 3 (Great Lakes, 1947; Peach Bowl, 1976)
Most Field Goals: 2 (Hall of Fame, 1984; Peach Bowl, 1993)
Most PATs: 3 (Great Lakes, 1947; Peach Bowl,1976)

FIRST DOWNS
Most First Downs: 20 (Peach Bowl, 1993)
First Downs by Rush: 17 (Peach Bowl, 1976)
First Downs by Pass: 12 (Hall of Fame, 1983; Orange Bowl, 1950)

FUMBLES
Most Fumbles: 4 (Peach Bowl, 1976)
Fumbles Lost: 2 (Peach Bowl, 1976; Peach Bowl, 1993)

Sooner backfield to break up passes and to make Arnold hurry his hand-offs and laterals.

Yowarski recovered a fumble on the OU 22 that set up UK's first touchdown. On the very next play, Babe Parilli hit Wilbur Jamerson in the right corner of the end zone for the touchdown. Gain added the PAT to make it 7-0 in the first quarter.

Kentucky marched 81 yards in the second quarter to go up 13-0. Jamerson dove over from the one to cap the drive, but Gain missed wide on the PAT.

The Wildcat defense, ranked number two in the nation, showed Oklahoma why late in the third quarter. The Sooners drove 67 yards with the second-half kickoff, sitting at the UK 3 with a first-and-goal. Yowarsky helped UK turn back the Sooners, throwing an OU runner for a five-yard loss on third down and Oklahoma eventually turned the ball over on downs.

Yowarsky, voted the game's MVP, thwarted another OU threat in the fourth quarter as he recovered a fumbled punt.

Oklahoma did score with seven minutes to play as Billy Vessels hit Merrill Green on a 17-yard pass for the touchdown. Jim Weatherall added the PAT.

The Wildcats managed to hold on to the football for all but one play the rest of the way to claim a stirring 13-7 win.

COTTON BOWL

Kentucky 20, TCU 7

1952 Quarterback Babe Parilli threw for two touchdowns to lead the Kentucky Wildcats to a 20-7 victory over the TCU Horned Frogs in the 1952 Cotton Bowl before a crowd of 75,349 at Dallas, Texas.

SCORING SUMMARY					
KENTUCKY	7	6	0	7	- 20
TCU	0	0	7	0	- 7

UK - Clark, 5 pass from Parilli (Jones PAT)
UK - Clark, 13 pass from Parilli (PAT missed)
TC - Floyd, 43 run (Flowers PAT)
UK - Hamilton, 3 run (Jones PAT)
Attendance - 75,349

Parilli, who completed 8 of 20 passes for 85 yards, tossed both touchdown strikes to Emery Clark. With the victory, the Wildcats end the season at 8-4.

Kentucky got on the scoreboard first, as Parilli found Clark for the first of two TDs. Parilli hit Clark with a five-yard toss to culminate a 53-yard scoring march. Harry Jones added the PAT and Kentucky led 7-0 after one quarter.

In the second period, UK got its second touchdown when Parilli and Clark hooked up again. This time, Parilli found Clark on a 13-yard TD strike to cap a 57-yard drive. Jones missed on the PAT attempt and UK settled for a 13-0 lead in the second period with a little over 10 minutes left.

The Wildcat defense made that 13-point lead stand up until halftime as the Horned Frogs drove four times deep into UK territory. Led by All-American guard Ray Correll, the Wildcats turned TCU away on drives to the UK 4, 24, 5 and 2-yard lines to take a 13-0 lead at intermission.

TCU's Bobby Jack Floyd sliced the UK lead to 13-7 when he galloped 43 yards on a sweep. Floyd's run capped an 80-yard scoring drive which took only four plays. Keith Flowers added the PAT with 1:12 left in the third period.

Kentucky ended any thoughts of a TCU comeback, thwarting the only two Horned Frog offensive drives in the fourth period and scoring an insurance touchdown as well. Ed Hamilton sealed the UK victory with a three-yard score off left tackle with 3:33 left. Jones added the PAT for the final 20-7 score.

PEACH BOWL

Kentucky 21, North Carolina 0

1976 Kentucky tailback Rod Stewart scored three touchdowns to lead the Wildcats to a 21-0 blanking of North Carolina before a sellout crowd of 54,132 in the 1976 Peach Bowl at Atlanta, Ga.

SCORING SUMMARY					
N. CAROLINA	0	0	0	0	- 0
KENTUCKY	0	0	7	14	- 21

UK - Stewart, 1 run (Pierce PAT)
UK - Stewart, 13 run (Pierce PAT)
UK - Stewart, 3 run (Pierce PAT)
Attendance - 54,132

The Wildcats, after a 25-year absence from the post-season bowl scene, returned in fine fashion as Kentucky completely smothered the Tar Heels. Kentucky outgained North Carolina 334-108 in total yards, limiting the Tar Heels to just five first downs and forcing five UNC turnovers.

After a scoreless first half, Kentucky went to work in the third period after UNC quarterback Matt Kupec fumbled at the Tar Heel 21. UK's James Ramey recovered and the Wildcats were in business.

Seven plays later, Stewart busted over from the one for the touchdown. John Pierce added the PAT and Kentucky led 7-0 after three quarters.

Stewart sent the 37,000-plus Kentuckians, who had followed UK to the Peach Bowl, into a frenzy with his second touchdown early in the fourth quarter. The Wildcats marched 57 yards in 9 plays as Stewart capped the drive with a 13-yard gallop behind All-American tackle Warren Bryant. Pierce was good on the PAT and Kentucky led 14-0 with 13:01 left to play.

The Big Blue had to go only 47 yards for their final score. Kentucky faced a fourth-and-one from the UNC 3 with a little over three minutes remaining. Once again, Stewart (104 yards on 19 carries) got the call and he picked up both - the first down and the touchdown. Pierce was true on the PAT and UK had put the game away.

Stewart tied the Peach Bowl record for most touchdowns and scoring with the 3 TDs and 18 points. He was named the game's MVP. The Most Valuable Defensive Player of the game was UK linebacker Mike Martin, who helped hold the Tarheels to just over 100 yards.

HALL OF FAME BOWL

West Virginia 20, Kentucky 16

1983 Kentucky won much of the statistical battle but lost the war in dropping a tough 20-16 decision to the West Virginia Mountaineers in the 1983 Hall of Fame Bowl in Birmingham.

The Wildcats, in a bowl for the first time since 1976, outgained West Virginia 306-288 in total offense and held the edge in first downs 19-18 and passing yards 216-88. But 17 second-half points by West Virginia were too much for the Wildcats to overcome.

West Virginia scratched first as placekicker Paul Woodside connected on a 39-yard field goal late in the first quarter.

Kentucky countered with 10 points in the second stanza to take a 10-3 lead at halftime.

The Wildcats marched 54 yards in eight plays for their first score. Facing a third-and-three from the WV 26, Kentucky used some razzle-dazzle as Tony Mayes swept right, then threw-back to quarterback Randy Jenkins in the left corner of the endzone for the TD. John Hutcherson added the PAT and UK led 7-3 with 10:59 left in the second period.

Jenkins hit two big passes late in the second quarter to help set up a 32-yard field goal by Hutcherson. Jenkins connected with Joe Phillips for a 19-yard pass play and then hit George Adams for a 14-yarder as Hutcherson connected with but 38 seconds left in the half.

SCORING SUMMARY

WEST VIRGINIA	3	0	7	10	- 20
KENTUCKY	0	10	0	6	- 16

WV - Woodside, 39 FG 3:54-1Q
UK - Jenkins, 26 pass from Mayes (Hutcherson PAT) 10:59-2Q
UK - Hutcherson, 32 FG 0: 38-2Q
WV -Hollins, 16 pass from Hostetler (Woodside PAT) 11:10-3Q
WV - Bennett, 2 pass from Hostetler (Woodside PAT) 11:15-4Q
WV - Woodside, 23 FG 9:18-4Q
UK - Phillips, 13 pass from Ransdell (PAT missed) 5:50-4Q

Attendance - 42,000

WVU kicker Paul Woodside fooled everyone to begin the second half. Woodside tried and on-side kick to start the half and then recovered it to give the Mountaineers the football at the UK 48. Eight plays later, QB Jeff Hostetler found Rich Hollins for a 16- yard TD strike. Woodside added the PAT and it was 10-10 with 11:10 left in the third quarter.

West Virginia scored twice in a span of two minutes early in the fourth quarter to take a commanding 20-10 lead. Hostetler capped off a 10-play, 81-yard drive with a 2-yard scoring toss to Rob Bennett to make it 17-10 with 11:15 left to play.

Two plays later, West Virginia took over after an interception of a Jenkins pass at the UK 16. The interception set up a 23-yard field goal by Woodside at the Mountaineers went up 20-10 with 9:18 remaining.

Kentucky freshman quarterback Bill Ransdell led the Wildcats back, marching UK 92 yards in 11 plays following the kickoff. Ransdell hit Phillips for a 13-yard scoring toss to make it 20-16 with 5:50 left. Hutcherson missed the PAT.

The Wildcats got one more shot, but could get no further than the UK 37.

HALL OF FAME BOWL

Kentucky 20, Wisconsin 19

1984 Kentucky's Joey Worley booted a career-long 52-yard field goal with just under nine minutes remaining to give the Wildcats a thrilling 20-19 victory over the Wisconsin Badgers in the 1984 Hall of Fame Bowl in Birmingham.

Worley, a freshman, helped Kentucky overcome a nine-point deficit in the second half with his school and bowl record field goal.

Wisconsin jumped on top early, scoring twice in the first quarter. Todd Gregoire nailed a 40-yard field goal just under four minutes into the game and Michael Howard hit Thad McFadden with a 3-yard TD pass. Gregoire added the PAT and the Badgers led 10-0 with 5:34 left in the opening period.

Gregoire added another field goal, this one from 27 yards, to make it 13-0 with 7:05 left in the second period.

Kentucky got on the board after safety Paul Calhoun intercepted a Howard pass to give UK possession at the Badger 42. It took Kentucky just five plays to score as Marc Logan went over from nine yards. Worley added the PAT to cut the deficit to 13-7 with 1:29 left in the half.

Wisconsin was not through. The Badgers used four running plays, two passes and a costly 15-yard penalty to move the football to the UK 3 with two seconds left in the half. From there, Wisconsin decided on a Gregoire field goal (20-yarder) to take a 16-7 edge at halftime.

SCORING SUMMARY

WISCONSIN	10	6	3	0	- 19
KENTUCKY	0	7	10	3	- 20

UW - Gregoire, 40 FG 11:32-1Q
UW - McFadden, 3 pass from Howard (Gregoire PAT) 5:34 -1Q
UW - Gregoire, 27 FG 7:05-2Q
UK - Logan, 9 run (Worley PAT) 1:29-2Q
UW - Gregoire, 20 FG 0:02-2Q
UK - Worley, 22 FG 11:28-3Q
UW - Gregoire, 40 FG 9:04-3Q
UK - Logan, 27 pass from Ransdell (Worley PAT) 0:26-3Q
UK - Worley, 52 FG 8:55-4Q

Attendance - 47,300

Kentucky narrowed the gap to 16-10 on a 22-yard field goal by Worley with 11:28 left in the third quarter. But Gregoire responded with a 40-yarder two minutes later to move the count back to nine, 19-10.

Behind UK quarterback Bill Ransdell, the Wildcats marched 82 yards in 11 plays later in the quarter to get within two, 19-17. Ransdell hit Logan on a screen pass to cover the final 27 yards and with the Worley PAT, UK was back in it with 26 seconds left in the third quarter.

The next time Kentucky got the ball, Ransdell moved the Cats into position for Worley's 52-yarder. Starting from the UK 22, tailback Mark Higgs got the call four consecutive times, then it was Adams turn the next four plays. Facing a fourth-and-two at the UW 34, Worley nailed the game-winner with 8:55 left.

Wisconsin came back and marched to the UK 8 with less than two minutes left. With the Badgers facing a fourth-and-six, Gregoire was called on for his 5th field goal attempt. This time, the snap from center was bobbled and UK had sealed the victory.

BOWL GAME RECORDS

INDIVIDUAL

RUSHING YARDS
104 Rod Stewart (19 att.), Peach Bowl 1976
83 Bill Leskovar (22 att.), Orange Bowl 1950
75 George Adams (19 att.), Hall of Fame Bowl 1983
73 Tom Fillion (10 att.), Cotton Bowl 1952
66 Randy Brooks (8 att.), Peach Bowl 1976

PASS ATTEMPTS
34 Bill Ransdell (18 comp.), Hall of Fame Bowl 1984
32 Pookie Jones (16 Comp.), Peach Bowl 1993
21 George Blanda (12 comp.), Great Lakes Bowl 1947

PASS COMPLETIONS
18 Bill Ransdell (34 att.), Hall of Fame Bowl 1984
16 Pookie Jones (32 att.), Peach Bowl 1993
12 George Blanda (18 att.), Great Lakes Bowl 1947

PASSING YARDS
188 Bill Ransdell (18 of 34), Hall of Fame Bowl 1984
154 Pookie Jones (16 of 32), Peach Bowl 1993
128 Babe Parilli (6 of 10), Orange Bowl 1950
117 Bill Ransdell (9 of 15), Hall of Fame Bowl 1983
105 Babe Parilli (9 of 12), Sugar Bowl 1951

OFFENSIVE PLAYS
41 Bill Ransdell (7 rush, 34 pass), Hall of Fame 1984
40 Pookie Jones (8 rush, 32 pass), Peach Bowl 1993

TOTAL YARDS
193 Bill Ransdell (5 rush, 188 pass), Hall of Fame 1984
190 Pookie Jones (36 rush, 154 pass), Peach Bowl 1993

RECEPTIONS
7 Jim Howe (57 yards), Great Lakes Bowl 1947
6 Joe Phillips (78 yards), Hall of Fame Bowl 1983
6 Joe Phillips (55 yards), Hall of Fame Bowl 1984

RECEIVING YARDS
78 Joe Phillips (6 rec.), Hall of Fame Bowl 1983
61 Steve Meilinger (3 rec.), Cotton Bowl 1952

TEAM STATISTICS

	Kentucky	Clemson
First Downs	20	14
Rush Attempts/ Net Rushing Yards	34/139	46/119
Passing C/A/I	16/32/0	8/16/3
Net Passing Yards	154	129
Offensive Plays	66	62
Total Offense	293	248
Fumbles/Lost	2/2	1/0
Penalties/Yards	4/35	10/75
Punts/Average	5/40.6	6/38.8
Third Down Conversions	5/14	6/14
Time of Possession	28:51	31:09

INDIVIDUAL STATISTICS

- RUSHING -

Kentucky: Williams 13-58, Hood 8-36, Jones 8-19
Clemson: Blunt 15-58, E. Smith 8-45-1TD

- PASSING -

Kentucky: Jones 16/32/0/154/1TD
Clemson: Sapp 5/9/1/109/1TD, McCleon 3/7/2/20/0TD

- RECEIVING -

Kentucky: Calvert 2-32, Wyatt 4-28, Chatmon 3-27-1TD
Clemson: E. Smith 1-57, T. Smith 4-56-1TD

PEACH BOWL

Clemson 14, Kentucky 13

1993 The Wildcats met the 24th-ranked Clemson Tigers in the 26th annual Peach Bowl and came within one minute of winning their sixth bowl in eight tries. But a Clemson TD in the closing seconds sent UK home with a 14-13 loss.

Kentucky took the opening kickoff and marched down the field to the Clemson two-yard line, where what appeared to be a QB Pookie Jones-to-WB Alfonzo Browning TD was instead a turnover when Browning fumbled the ball while attempting to extend it over the goal line.

Clemson took over on its own one and proceeded to march 99 yards for the game's first score, a two-yard TD plunge by TB Emory Smith. The PAT gave the Tigers a 7-0 lead. Clemson ran the ball 15 times and attempted only three passes in the drive.

Kentucky was stopped again at the one-yard line before the Wildcats finally scored on Nicky Nickels' 34-yard FG in the second period, making the score Clemson 7, Kentucky 3.

SCORING SUMMARY

Clemson	7	0	0	7	- 14
KENTUCKY	0	3	0	10	- 13

C - Smith,2-yard TD (Welch PAT)-1Q
UK - Nickels, 34-yard FG-2Q
UK - Chatmon, 5-yard pass from Jones (Nickels PAT)-4Q
UK - Nickels 26-yard FG-4Q
C - Smith, 21-yard pass from Sapp (Welch PAT)-4Q

Attendance - 63,416

UK captured the lead early in the fourth quarter when Jones hit WR Mark Chatmon with a five-yard TD pass, making it UK 10, Clemson 7. Nickels added another FG, this one from 26 yards, to extend UK's lead to 13-7. But after Dan Ariza's 55-yard punt pinned the Tigers inside their own 18-yard line, QB Patrick Sapp hit Smith with a 57-yard screen pass to move Clemson into scoring position. With less than a minute remaining, LB Marty Moore intercepted a Sapp pass, but fumbled it back, giving Clemson a second chance. The Tigers capitalized when Sapp hit WR Henry Smith with the game-winning 21-yard TD pass. Kentucky got the ball back with less than 20 seconds remaining, but could move no farther than its own 40.



FS Melvin Johnson hauls in a Tiger running back.



Kentucky returned to a bowl game for the first time in nine years.



FL Randy Wyatt looks for running room.



SE Mark Chatmon celebrates a Kentucky TD.



THE PROGRAM

The finest indoor practice facility in the nation is on the campus of the *University of Kentucky.*



UK Athletics Director C.M. Newton has called this $8.5 million facility the final piece of the puzzle. Finally, the University of Kentucky Athletics Association has an indoor fieldhouse which can accomodate the year-round needs of 11 Wildcats sports — football, baseball, gymnastics, men's indoor/outdoor track, women's indoor/outdoor track, men's and women's golf and men's and women's soccer.

"In my opinion, we already have in place the finest coaches in the country," Newton said. "The addition of the indoor facility, which I consider the final piece of the puzzle, means we have the ability to attract the finest student-athletes."

"The facility is a multi-purpose building, something which will be a tremendous boost to all of our programs."

The indoor facility, which was dedicated in a ceremony on Sept. 2, 1993, encompasses over 132,000 square feet and is located adjacent to Commonwealth Stadium behind the south end zone or in the game-day Yellow Lot. For size comparison, UK's E.J. Nutter Football Training Facility is only 48,000 square feet.

"This facility was very crucial in the expansion of our facilities base," UK Head Football Coach Bill Curry said. "I consider this indoor practice facility to be the finest of its kind in the world. With our weather and being the northern-most school in the Southeastern Conference, we have needed a facility of this magnitude. This enables us to attract great speed for our program like Kio Sanford and Randy Wyatt.

"We have also needed the indoor facility to allow our skill-position players to work on their respective skills, so we can measure up to the rest of our league. The one thing our staff understands about our skilled athletes today — whether it's throwing and catching or shooting threes — is the importance of practicing every day. Great ones practice every day. Our young men will now be able to do that."

The indoor facility features an actual playing field area of 108,000 square feet, including a full-size artificial turf football field. The football field is surrounded by a six-lane, 290-meter track which expands to nine lanes down the straight-aways. Areas for field events are also included for the pole vault, high jump and long jump. A 9,000-square foot gymnastics room is located in the front of the building and will serve as the UK GymCats home.

One of the most unique features of this multi-million dollar fieldhouse is the computerized netting system. This system will allow for different combinations of sports to practice safely, all at the same time by dividing the playing field. The nets can be lowered to separate the entire playing field from the track, or form four batting cages for baseball or driving ranges for golf. The playing field can be divided in halves to create two football, soccer or baseball practice areas.



"This type of facility is also important for the togetherness of our athletics program," Curry said. "It allows us the opportunity to have everyone participating under one roof."

UK President Dr. Charles Wethington says this facility can also be utilized for faculty, staff and students in general.

"This facility is very significant not only to UK Athletics, but to the entire University of Kentucky community," Wethington said. "The indoor facility should aid Bill Curry in taking our football program to another level."

The height of the indoor facility is 72 feet at its apex. Inside, the netting clearance is approximately 65 feet. This height will allow punting (into the net system) and PAT/Field Goals during football practices. From a perspective standpoint, the playing field of the indoor facility runs perpendicular to the playing field of Commonwealth Stadium.

Also included in the facility is 3,000 square feet of office and lobby space for the facility manager, receptionist, and coaches. The building also includes an additional 4,000 square feet of storage space.



Far left:
The magnificent indoor fieldhouse.

Above:
The lobby area entering the fieldhouse.

Left:
The fieldhouse view from Commonwealth Stadium.

Indoor Fieldhouse



Left: Four cages, like the one shown at left, can be used as batting cages for baseball or driving ranges for golf.

Below: The fieldhouse has an auxiliary training room.





Above: One of two transient locker rooms.



Right: Computerized netting with goal posts allow for field goal attempts inside the fieldhouse.

The E.J. Nutter Training Facility



Ervin J. Nutter donated $1 million towards the construction of the Nutter Football Training Facility.

One of the nation's showcase football facilities rests on the southeast corner of the University of Kentucky campus.

The ultra-modern E.J. Nutter Football Training Facility ranks among the best in the country. Built at a cost of $5.7 million, the facility officially became the home of Kentucky Wildcat Football in September 1987.

The Nutter Center, as it is called on the UK campus, encompasses over 48,000 square feet and is built adjacent to the Shively Sports Complex. It is located on Sports Center Drive, just across Cooper Drive from Commonwealth Stadium.

"I have not seen everyone's new facilities, but the Nutter Center is the finest that I have seen," UK coach Bill Curry says. "It is the best planned and the most spacious facility I know of. Combined with our spacious practice area, the Nutter Center gives us the most beautiful football complex that I have ever been associated with."

The new Wildcat facility is named after Ervin J. Nutter, a UK alumnus who contributed one million dollars to get the fund-raising campaign started for construction to begin.

The Nutter gift to the UK Athletics Association was one of the largest gifts ever received by the Association.

"The University has been a great inspiration to me," Nutter said. "I do not feel as if I've given anything away. I'm just repaying what the University has done for me."

The Nutter Center immediately paid dividends to the Kentucky Football Program as the 1993 Wildcats earned a birth to the Peach Bowl, UK's first in nine years.

"It was simply wonderful," said Coach Curry. "To be calling recruits from a cellular phone while watching our team prepare for a Peach Bowl game in this incredible facility."

Aside from dressing facilities, which feature large, personal lockers for every Kentucky football player, the Nutter Center is highlighted by a 9,000 square foot weight room. The weight room has over 100,000 pounds of equipment alone. The Nutter Center also has 11 meeting rooms, a state-of-the-art video and editing room for coaches' film, equipment and training rooms, staff and player lounges, an interview area, a 60-yard sprint track, sauna and jacuzzi, an aerobics room, and three raquetball courts.

A touch of Kentucky Football history is on display in the foyer area. The memorabilia case holds UK trophies from bowl games such as the Great Lakes Bowl, the Sugar Bowl, the Cotton Bowl, the Peach Bowl and the Hall of Fame Bowls. The case displays the 1950 and 1976 Southeastern Conference championship trophies.

"This is a facility built with the players in mind," said Claiborne, who helped spearhead the financial drive to make the Nutter Center possible. "It does not have the coaches' offices like other facilities. Instead, we had the student-athlete in mind in the design and planning and that's how we wanted it to be."

Curry plans no changes in that respect.

"It is a privilege to get to work in a facility such as this everyday," Curry said. "The planning and design with the student-athletes at heart is what we're about today.

"Jerry Claiborne's most important accomplishments during his eight years at Kentucky were in the human arena. But his picture, which hangs in the Nutter Center, is a reminder to us just how much he loved this University. For Jerry and Mr. Nutter and the other contributors who helped make this facility possible, they have left a legacy that will surely be exciting to build on."

Nutter, a graduate of Hamilton (Ohio) High School, participated in the ground-breaking ceremonies in August 1986. Nutter entered the UK College of Engineering following high school and worked his way through college as an electrician. He left UK before graduation and passed the State of Ohio's examination for stationary engineers, becoming the youngest licensed stationary engineer in the state.

continued next page



Rob Manchester (R) and Antonio O'Ferral work out in the spacious 9,000 square foot weight room.

The E.J. Nutter Training Facility

continued from page 157

He worked three years for Proctor & Gamble's Power Division before returning to UK to receive his bachelor's degree in mechanical engineering in 1943.

After serving with distinction with the engineering division at Wright-Patterson Air Force Base, Nutter became president of Elano Corporation. He later became president of Acme Screw Products of Dayton, Ohio.

While the unprecedented gift represents Nutter's love for the UK athletics program, his love for the University as a whole is well documented. Nutter served two terms (1966-68) as president of the UK National Alumni Association and four years recently as chairman of the UK Development Council Board.

Another important part in building the Nutter Center was the donation of $300,000 by Seth Hancock, a central Kentucky horseman. Hancock also played a key role in raising the necessary dollars for the facility as chairman of the united effort to raise $2.7 million from private donors.

The ceremonial dedication of the Nutter Center took place on Sept. 11, 1987, with Nutter, Hancock, Claiborne, Cliff Hagan (then UK athletics director), and Otis Singletary (former UK president) all in attendance.



The 60-yard sprint track inside the Nutter Center.



The Nutter Center is over 48,000 square feet in size.

Commonwealth Stadium

When it comes to football, Kentucky-style, there is certainly no better place than home — Commonwealth Stadium.

Beautiful Commonwealth Stadium, built in 1973, is one of the nation's showcases for football arenas. The stadium is located on the southeast corner of the University of Kentucky campus, convenient to both Cooper and Alumni Drives.

Commonwealth Stadium was built at a cost of $12 million by the firm of Huber, Hunt and Nichols, Inc. The stadium, including parking areas, rests on an 86-acre plot of what was once the UK Experimental Station Farm grounds.

"Aesthetically, Commonwealth Stadium is the prettiest in America," UK coach Bill Curry said. "I've always thought this since I first witnessed a game here in 1975 as a pro scout.

"In just a year's time, I learned there is simply not another place I'd rather be on a football Saturday than Commonwealth Stadium. The atmosphere, especially on a Saturday night, is magical and very conducive to winning. It's an ideal college setting."

The stadium took on a new look in 1990 with the addition of a $600,000 scoreboard and message center located in the North end zone. The scoreboard is 19 by 78 feet in size, almost 3.5 times the size (12 by 19) of the original scoreboards which had been in place since 1973.

The stadium was officially opened on Sept. 15, 1973, as the Wildcats moved into their new home after spending 48 years at Stoll Field/McLean Stadium across from Memorial Coliseum. Kentucky defeated Virginia Tech in the stadium-opener, 31-26, as quarterback Ernie Lewis accounted for three touchdowns to lead the Wildcats.

Since its opening, Kentucky has played 131 games within the friendly confines of Commonwealth Stadium. And indeed, a 75-52-4 record and a .588 winning percentage is evidence Commonwealth is a "home field advantage" for the Wildcats.

Excellent attendance figures have also gone hand-in-hand with Kentucky football and Commonwealth Stadium. The Wildcats have averaged 55,037 spectators in the 131 contests at Commonwealth since its inception. In fact, 7,209,842 spectators have witnessed Kentucky football at Commonwealth Stadium — that's approximately 1.8 times the population of Kentucky.

The five-millionth person to attend a UK football game in Commonwealth Stadium was Jack Crowe of Lexington. Mr. Crowe walked through the turnstile as number 5,000,000 at 1 pm on Oct. 3, 1987, as Kentucky hosted Ohio.

The official seating capacity at Commonwealth Stadium is 57,800, though standing-room only crowds will exceed that figure. As was the case on September 19, 1992, as a Commonwealth Stadium-record crowd of 58,450 witnessed the Wildcats defeat rival Indiana 37-25.

All seating in Commonwealth Stadium is aluminum, with more than 30 percent of the aluminum seating either chair-back or bench-back.

An enclosed press box, which comfortably seats 110 members of the media, is located underneath the upper deck on the stadium's west side. Included in the press box area are eight private booths (four VIPs), a photography deck, and two dining areas. The press box is served by two elevators.

Plans call for eventually enclosing the south end (Tates Creek Road) of Commonwealth Stadium to bring its capacity to 72,000. Also, the addition of luxury suites and boxes is in UK's plans.

"Aesthetically, Commonwealth Stadium is the prettiest in America".

–Bill Curry



Commonwealth Stadium has been home for the Kentucky Wildcats since 1973.

Commonwealth Stadium

1973	Opponent		UK-Op	Attend
Sept. 15	Va. Tech	W	31-26	44,865
Sept. 22	Alabama	L	14-28	53,209
Oct. 13	No. Carolina	L	10-16	51,655
Nov. 3	Tulane	W	34- 7	47,105
Nov. 24	Tennessee	L	14-16	53,221
			103-93	

1974	Opponent		UK-Op	Attend
Sept. 28	Indiana	W	28-22	56,191
Oct. 5	Miami (Ohio)	L	10-14	53,859
Oct. 19	LSU	W	20-13	56,535
Oct. 26	Georgia	L	20-24	54,362
Nov. 9	Vanderbilt	W	38-12	56,449
Nov. 16	Florida	W	42-24	51,389
			158-109	

1975	Opponent		UK-Op	Attend
Sept. 13	Va. Tech	W	27- 8	57,149
Sept. 20	Kansas	L	10-14	57,504
Sept. 27	Maryland	T	10-10	55,292
Oct. 11	Auburn	L	9-15	57,722
Nov. 1	Tulane	W	23-10	57,050
Nov. 22	Tennessee	L	13-17	56,487
			92-74	

1976	Opponent		UK-Op	Attend
Sept. 11	Oregon State	W	38-13	54,367
Sept. 25	W. Virginia	W	14-10	57,672
Oct. 2	Penn State	W	22- 6	57,730
Oct. 16	LSU	W	21- 7	57,732
Oct. 23	Georgia	L	7-31	57,733
Nov. 6	Vanderbilt	W	14- 0	56,042
Nov. 13	Florida	W	28- 9	52,207
			144-76	

1977	Opponent		UK-Op	Attend
Sept. 10	No.Carolina	W	10- 7	57,720
Sept. 24	W. Virginia	W	28-13	57,791
Oct. 8	Miss.State	W	23- 7	57,793
Oct. 29	Va.Tech	W	32- 0	57,793
Nov. 19	Tennessee	W	21-17	57,893
			114-44	

1978	Opponent		UK-Op	Attend
Sept. 23	Baylor	W	25-21	57,849
Oct. 7	Penn State	L	0-30	57,968
Oct. 21	LSU	L	0-21	57,849
Oct. 28	Georgia	L	16-17	57,022
Nov. 11	Vanderbilt	W	53- 2	57,800
Nov. 18	Florida	L	16-18	57,853
			110-109	

1979	Opponent		UK-Op	Attend
Sept. 15	Miami (Ohio)	L	14-15	57,849
Sept. 29	Maryland	W	14- 7	57,847
Oct. 13	Ole Miss	W	14- 3	57,847
Nov. 3	BGSU	W	20-14	57,500
Nov. 24	Tennessee	L	17-20	57,999
			79-59	

1980	Opponent		UK-Op	Attend
Sept. 6	Utah State	W	17-10	57,900
Sept. 20	Indiana	L	30-36	57,808
Sept. 27	BGSU	W	21-20	55,627
Oct. 18	LSU	L	10-17	57,853
Oct. 25	Georgia	L	0-27	57,239
Nov. 8	Vanderbilt	W	31-10	54,705
Nov. 15	Florida	L	15-17	51,766
			124-137	

1981	Opponent		UK-Op	Attend
Sept. 5	N. Texas St.	W	28- 6	53,276
Sept. 19	Alabama	L	10-19	57,853
Oct. 3	Clemson	L	3-21	57,071
Oct. 10	So. Carolina	L	14-28	57,553
Oct. 31	Va.Tech	L	3-29	54,500
Nov. 21	Tennessee	W	21-10	54,604
			79-113	

1982	Opponent		UK-Op	Attend
Sept. 18	Oklahoma	L	8-29	57,850
Sept. 25	Kansas	T	13-13	54,942
Oct. 16	LSU	L	10-34	55,557
Oct. 23	Georgia	L	14-27	56,697
Nov. 6	Vanderbilt	L	10-23	55,102
Nov. 13	Florida	L	13-39	49,059
			68-165	

COMMONWEALTH STADIUM Top Twenty Crowds

No.	Attend.	Opponent	Year
1.	58,450	Indiana	1992
2.	58,345	Miss. State	1985
3.	58,230	Clemson	1985
4.	58,216	Indiana	1989
5.	58,200	Georgia	1992
6.	58,175	Florida	1993
7.	58,150	Indiana	1990
8.	58,102	So. Miss.	1986
9.	58,100	Miami (O.)	1991
10.	58,010	Rutgers	1984
11.	57,999	Tennessee	1979
12.	57,987	Auburn	1983
13.	57,985	Tennessee	1983
14.	57,968	Penn State	1978
15.	57,924	Indiana	1987
16.	57,900	Utah State	1980
17.	57,893	Tennessee	1977
18.	57,878	Tennessee	1993
19.	57,853	Alabama	1981
20.	57,853	LSU	1980

KENTUCKY FOOTBALL ATTENDANCE IN COMMONWEALTH STADIUM

YEAR	G	TOTAL	AVG./GAME
1973	5	250,055	50,011
1974	6	328,785	54,797
1975	6	341,204	56,867
1976	7	393,483	56,211
1977	5	288,990	57,798
1978	6	346,341	57,723
1979	5	289,042	57,808
1980	7	392,898	56,128
1981	6	334,837	55,809
1982	6	329,207	54,867
1983	7	395,365	56,480
1984	7	387,959	55,422
1985	7	398,788	56,969
1986	7	384,802	54,971
1987	6	331,923	55,321
1988	7	337,972	48,292
1989	7	374,248	53,464
1990	6	332,840	55,473
1991	6	327,250	54,542
1992	6	324,875	54,146
1993	6	318,178	53,030
TOTAL	131	7,209,842	55,037

1983	Opponent		UK-Op	Attend
Sept. 3	C. Michigan	W	31-14	51,232
Sept. 10	Kent State	W	31-12	56,123
Sept. 17	Indiana	W	24-13	56,825
Sept. 24	Tulane	W	26-14	57,424
Oct. 8	Auburn	L	21-49	57,987
Oct. 29	Cincinnati	T	13-13	57,789
Nov. 19	Tennessee	L	0-10	57,985
			146-125	

1984	Opponent		UK-Op	Attend
Sept. 8	Kent State	W	42- 0	56,402
Oct. 6	Rutgers	W	27-14	58,010
Oct. 20	LSU	L	10-36	57,252
Oct. 27	Georgia	L	7-37	56,032
Nov. 3	N. Texas St.	W	31- 7	54,328
Nov. 10	Vanderbilt	W	27-18	53,112
Nov. 17	Florida	L	17-25	52,823
			161-137	

1985	Opponent		UK-Op	Attend
Sept. 14	BGSU	L	26-30	57,620
Sept. 21	Tulane	W	16-11	56,812
Sept. 28	Cincinnati	W	27- 7	57,192
Oct. 5	Clemson	W	26- 7	58,230
Oct. 12	Miss.State	W	33-19	58,345
Nov. 2	E.Tennessee	W	23-13	53,429
Nov. 23	Tennessee	L	0-42	57,160
			151-129	

1986	Opponent		UK-Op	Attend
Sept. 13	Rutgers	T	16-16	57,424
Sept. 20	Kent State	W	37-12	54,865
Oct. 4	So.Miss.	W	32- 0	58,102
Oct. 18	LSU	L	16-25	57,201
Oct. 25	Georgia	L	9-31	56,820
Nov. 8	Vanderbilt	W	34-22	48,230
Nov. 15	Florida	W	10- 3	52,160
			154-109	

1987	Opponent		UK-Op	Attend
Sept. 12	Utah State	W	41- 0	55,279
Sept. 19	Indiana	W	34-15	57,924
Oct. 3	Ohio	W	28- 0	53,329
Oct. 10	Ole Miss	W	35- 6	57,832
Oct. 31	Va. Tech	W	14- 7	50,432
Nov. 21	Tennessee	L	22-24	57,127
			174-52	

1988	Opponent		UK-Op	Attend
Sept. 3	C. Michigan	W	18- 7	41,736
Sept. 24	Kent State	W	38-14	47,989
Oct. 1	Alabama	L	27-31	53,442
Oct. 22	Georgia	W	16-10	50,416
Oct. 29	So.Illinois	W	24-10	50,093
Nov. 5	Vanderbilt	W	14-13	44,105
Nov. 12	Florida	L	19-24	50,191
			156-109	

1989	Opponent		UK-Op	Attend
Sept. 9	Indiana	W	17-14	58,216
Sept. 16	N. Carolina	W	13- 6	50,174
Oct. 7	Auburn	L	12-24	55,688
Oct. 14	Rutgers	W	33-26	54,771
Oct. 21	LSU	W	27-21	53,967
Nov. 4	Cincinnati	W	31- 0	46,195
Nov. 25	Tennessee	L	10-31	55,237
			143-122	

1990	Opponent		UK-Op	Attend
Sept. 1	C. Michigan	W	20-17	57,550
Sept. 15	Indiana	L	24-45	58,150
Oct. 13	Miss. State	W	17-15	56,375
Oct. 27	Georgia	W	26-24	55,225
Nov. 10	Vanderbilt	W	28-21	50,400
Nov. 17	Florida	L	15-47	55,140
			130-169	

1991	Opponent		UK-Op	Attend
Sept. 7	Miami (Ohio)	W	23-20	58,100
Sept. 28	Kent State	W	24-6	56,150
Oct. 5	Ole Miss	L	14-35	56,375
Oct. 19	LSU	L	26-29	53,650
Nov. 2	Cincinnati	W	20-17	45,850
Nov. 23	Tennessee	L	7-16	57,125
			114-123	

1992	Opponent		UK-Op	Attend
Sept. 5	Central Michigan	W	21-14	56,800
Sept. 19	Indiana	W	37-25	58,450
Sept. 26	South Carolina	W	13-9	55,700
Oct. 24	Georgia	L	7-40	58,200
Oct. 31	Mississippi State	L	36-37	50,375
Nov. 7	Vanderbilt	L	7-20	45,350
			121-145	

1993	Opponent		UK-Op	Attend
Sept. 4	Kent	W	35-0	55,800
Sept. 11	Florida	L	20-24	58,175
Oct. 2	Ole Miss	W	21-0	57,075
Oct. 16	LSU	W	35-17	54,750
Nov. 13	East Carolina	W	6-3	34,500
Nov. 20	Tennessee	L	0-48	57,878
			117-92	

Commonwealth Stadium Records

KENTUCKY vs. ALL OPPONENTS IN COMMONWEALTH STADIUM

Team	G	W	L	T	Pct.	Streak
Alabama	3	0	3	0	.000	Lost 3
Auburn	3	0	3	0	.000	Lost 3
Baylor	1	1	0	0	1.000	Won 1
Bowling Green	3	2	1	0	.667	Lost 1
Cent. Michigan	4	4	0	0	1.000	Won 4
Cincinnati	4	3	0	1	.875	Won 3
Clemson	2	1	1	0	.500	Won 1
East Carolina	1	1	0	0	1.000	Won 1
East Tenn. St.	1	1	0	0	1.000	Won 1
Florida	10	3	7	0	.300	Lost 3
Georgia	10	2	8	0	.200	Lost 1
Indiana	7	5	2	0	.714	Won 1
Kansas	2	0	1	1	.250	Tied 1
Kent	6	6	0	0	1.000	Won 6
LSU	10	4	6	0	.400	Won 1
Maryland	2	1	0	1	.750	Won 1
Miami (Ohio)	3	1	2	0	.333	Won 1
Miss. State	4	3	1	0	.750	Lost 1
North Carolina	3	2	1	0	.667	Won 2
North Texas St.	2	2	0	0	1.000	Won 2
Ohio	1	1	0	0	1.000	Won 1
Oklahoma	1	0	1	0	.000	Lost 1
Ole Miss	4	3	1	0	.750	Won 1
Oregon State	1	1	0	0	1.000	Won 1
Penn State	2	1	1	0	.500	Lost 1
Rutgers	3	2	0	1	.833	Won 1
South Carolina	2	1	1	0	.500	Won 1
So. Illinois	1	1	0	0	1.000	Won 1
So. Mississippi	1	1	0	0	1.000	Won 1
Tennessee	11	2	9	0	.182	Lost 6
Tulane	4	4	0	0	1.000	Won 4
Utah State	2	2	0	0	1.000	Won 2
Vanderbilt	10	8	2	0	.800	Lost 1
Virginia Tech	5	4	1	0	.800	Won 1
West Virginia	2	2	0	0	1.000	Won 2
TOTALS	**131**	**75**	**52**	**4**	**.588**	**Lost 1**

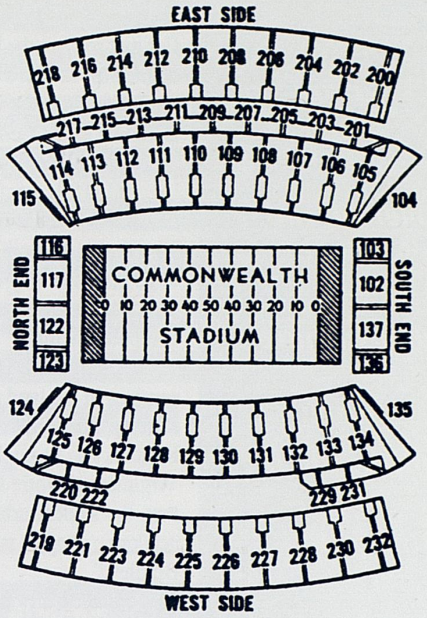

COACHES RECORDS IN COMMONWEALTH STADIUM

Coach	G	W	L	T	Pct.
Fran Curci (1973-81)	53	29	23	1	.557
Jerry Claiborne (1982-89)	54	32	19	3	.620
Bill Curry (1990-present)	24	14	10	0	.583
TOTALS (1973-93)	**131**	**75**	**52**	**4**	**.588**

COMMONWEALTH STADIUM RECORDS

Team Records

Miscellaneous, Single Game

Most UK Points — 53 vs. Vanderbilt (1978)
Most Opponent Points — 49 by Auburn (1983)
Most Combined Points — 73 vs. Miss. State (1992, MSU 37, UK 36)
Widest UK Margin of Victory — 51 vs. Vanderbilt (1978, UK 53, VU 2)
Widest UK Margin of Defeat — 48 by Tennessee (1993, UT 48, UK 0)

Miscellaneous, Season

Most UK Wins — 6 in 1976 (7 games)
Most UK Losses — 5 in 1982 (6 games)
Most UK Consecutive Wins — 8 (from Nov. 6, 1976 vs. Vanderbilt thru Sept. 23, 1978 vs. Baylor)
Most UK Consecutive Losses — 4, twice (1981 and 1982)

Individual Records

Kentucky, Single Game

Most Rushing Yards — 238, Ivy Joe Hunter vs. Vanderbilt, 1986
Most Passing Yards — 357, Pookie Jones vs. Miss. State, 1992
Most Receptions — 11, Jim Campbell vs. Bowling Green, 1985
Most Receiving Yards — 170, Dee Smith vs. Tennessee, 1987

Opponent, Single Game

Most Rushing Yards — 197, Neal Anderson (Florida), 1982
Most Passing Yards — 347, Kurt Page (Vanderbilt), 1984
Most Receptions — 15, Keith Edwards (Vanderbilt), 1984
Most Receiving Yards — 178, Trent Smock (Indiana), 1974

Long Plays

Kentucky

Rushing — t85, Mark Higgs vs. Utah State, 1987
Passing — t83, Randy Jenkins/Allan Watson vs. Indiana, 1980
Field Goal — 53, Doug Pelfrey vs. Cincinnati, 1991
Punt — 80, Paul Calhoun vs. Indiana, 1983
KO Return — 62, Steve Campassi vs. Georgia, 1974
Punt Return — t64, Dee Smith vs. Utah State, 1987
Interception Return — t91, Greg Long vs. North Texas, 1981

Opponents

Rushing — t80, Stanley Morgan (Tennessee), 1975
Passing — t91, Buck Belue/Amp Arnold (Georgia), 1980
Field Goal — 53, Rickey Anderson (Vanderbilt), 1984
KO Return — t100, Willie Shelby (Alabama), 1973
Punt Return — t74, Todd Kinchen (LSU), 1991

COMMONWEALTH STADIUM FIRSTS

First Game — Sept. 15, 1973 (UK vs. Virginia Tech)
First Victory — UK 31, Virginia Tech 26 (Sept. 15, 1973)
First UK TD Run — Sonny Collins, 7 yards, vs. Va. Tech (1973)
First UK TD Pass — Ernie Lewis/Ray Barga, 13 yards, vs. Va. Tech (1973)

CATS Center

"We are extremely proud of what we have accomplished in the academic arena."
–Bill Curry

The University of Kentucky continues to keep the term "student-athlete" in the proper perspective — student first, athlete second. For that reason, the University of Kentucky opened the nation's first academic center for student-athletes in 1981. The academic center is known as the Center for Academic and Tutorial Services, or simply "CATS".

CATS is located inside Memorial Coliseum. The center, specifically designed with the student-athlete in mind, contains a large general study area along with numerous rooms used for tutoring, a classroom and a computer facility.

"Our CATS is one of the best academic services in the land and that's based on results," UK coach Bill Curry said. "For Kentucky to be up there with Duke and Virginia and Notre Dame is a real tribute to first, the student-athletes, but also to our academic support staff headed by Bob Bradley."

What Curry is referring to when talking about Duke, Virginia, and Notre Dame is the annual College Football Association award which goes out to the institution with the highest graduation rate for 1-A football programs. The award, named the CFA Academic Achievement Award, was given to Kentucky in 1989 for graduating 90 percent of its incoming 1983 freshman class. Prior to 1991, Kentucky was the only other school to win the award outside that trio.

"We get more response from parents who visit us on the CATS program than any other part of our program," Curry says. "Parents are really excited about it."

Curry is also excited about the combined effort former UK coach Jerry Claiborne and his staff put forth as well. Since 1980, Kentucky has placed 124 players on the All-Southeastern Conference Honor Roll which is more than any league school in that period. In 1989, the Wildcats set a new league record with 17 players named to the SEC Honor Roll.

"With winning the CFA award and leading the SEC in Honor Roll picks, it certainly let everyone know we were serious and still are serious about making sure our athletes receive their degree," Claiborne said.

Bob Bradley, Assistant Athletics Director for Academics, supervises the CATS program. Bradley is assisted by Barbara Deniston, Director of Student-Athlete Development, her assistant, Sheila Breeding, and two Academic Counselors, Darren Bilberry and Mike Haley. CATS also employs six graduate assistants and numerous tutors, both from the University and surrounding community. The UKAA budgets close to $500,000 per year for CATS.

"We are extremely proud of what we have accomplished in the academic arena," Bradley says. "The CATS program is focused on winning in the classroom. We look at each student-athlete's individual needs, set goals and develop strategies to attain those goals. Our Center (CATS) provides our student-athletes with a definite advantage over student-athletes at many other institutions. Our goal is to show that we care about the student as well as the athlete."

Bradley also says its helps to have coaches like Claiborne and Curry that place such a strong emphasis on academics.

"Many support systems across the nation do an excellent job in helping their student-athletes," Bradley said. "I have been blessed at Kentucky in having Jerry Claiborne. He really believed in the student-athlete concept. The same holds true for Bill Curry. We are in total sync in the business of educating our student-athletes."



Kentucky offensive tackle Mark Askin, with Barry Rich, will try to join former Wildcats Dean Wells and Jim Kovach as the only UK players to earn Academic All Southeastern Conference Honor Roll accolades on four occasions.

CATS Center

The philosophy at the University of Kentucky is this: Colleges should be able to afford the student-athlete with every opportunity to succeed not only in athletics, but in academics as well. Looking at recent statistics in Academic Honor Roll selections and graduation rates, Kentucky is standing by its philosophy.

"We will continue to support our academic staff to the hilt," Coach Bill Curry said. "We're very excited about the work Bob Bradley and his staff have done. We will not accept anything less from our players. We talk about championship performance, we expect championship academics, too."

At UK, CATS certainly plays an instrumental part in keeping student-athletes at championship performance in the classroom.

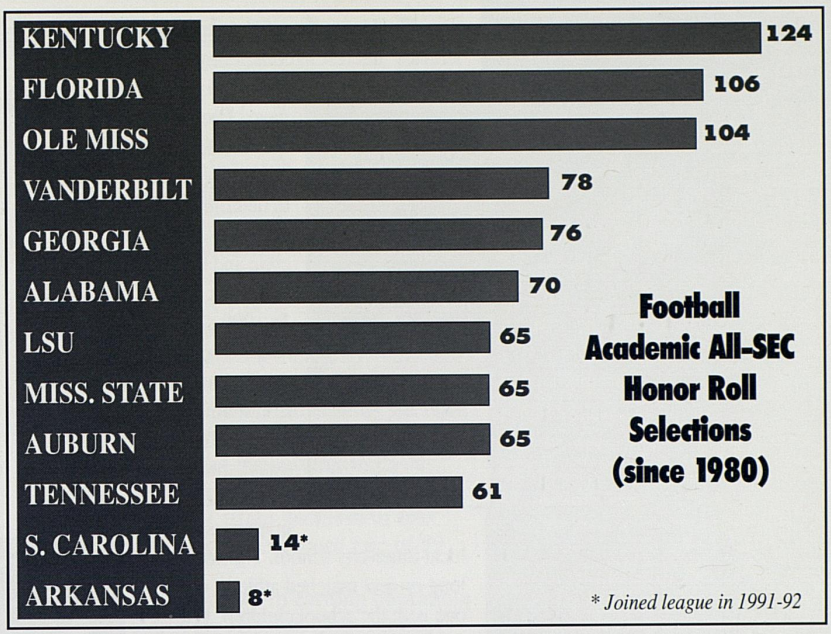

1994 Spring 3.0+ GPA Athletes

Baseball
Aaron Acuff
Thomas Gillespie
Andy McCord
Britton Phelps
Brian Reed
Janak Talwalkar
Jay Tedesco
Jeff Townsend

Women's Basketball
Jennifer Gray
Karri Koach
Stacey Reed
Julie Swarens

Men's Basketball
Chris Harrison
Mark Pope
Jeff Sheppard

Football
Mark Askin
Cliff Bailey
Leman Boyd
Brent Claiborne
Isaac Curtis
Dude Harper
Billy Jack Haskins
Chad Hudson
Barry Jones
Pookie Jones
Mark Mason
Ray McLaurin
Quincy Murdock
Darren Murray
Terry Samuels
Mike Schellenberger
John Schlarman
Mike Schlegel
Robert Siddens
Jaysuma Simms
Aaron Sop
Jeff Speedy
Kurt Supe
Jeff Tanner
Eric Wright
Randy Ziobro

Women's Golf
Laurianne Berles
Annie Cantrell
Tracey Holmes

Men's Golf
John Cain
Mike Cassity
Anthony Johnson
Daniel Johnson
Matt McIntire
Garrett Wallace

Gymnastics
Suzanne Gutterrez
Gina Hatterick
Tara Kahle
Dee Ann McNeil
Sonia Merla
Kristy Toups

Women's Soccer
Kim Bucci
Tammy Hanna
Stephanie Knauss
Marcia Little
Sarah Morrison
Kristina Napoli
Dianne Rajca
Elizabeth Reynolds
Ellen Robinson
Cheryl Shimovetz
Becky Spaulding
Carrie Vandervost
Amanda Varner

Men's Soccer
Jeff Buettner
Brian Dausman
Richard Dengelegi
Tim Fisk
Kevin Ford
Shaun Goldbourne
Chad Holloway
Greg Kotzbauer
Greg Lubring
Tobin McComas
David Muse
Tom Neff
Elliot Newman
Brad Robinson
John Skeeters
Clint Stivers
Kirk Vidra
Stephen Weismuller

Swimming
Jennifer Baker
Amy Cole
Kelly Heath
Wendy Hipskind
Kristina Johnson
Margaret Lynch
Allison Marsh
Heather McGinnis
Heather Pollard
Jodi Schwab
Courtney Waid
Tricia Zelin

Women's Tennis
Courtney Allen
Bethany Avington
Sheryl Bash
Erica Gianci
Amy Lyons
Marina Sansostri

Men's Swimming
Andrew Aitken
Thomas Bate
Michael Collins
Tanner Cork
Josh Hartig
Tom Moses
Greg Robinson
Chris Stephens
Sion Tesone
Mike Thar
Tom Tretter
Mike Tucker

Men's Tennis
Mahyar Goodarz
Ford Lankford
Bryan Sackman
Ludvig Sundin
Matt Walters

Women's Track
Sheri Bumgarner
Lisa Gotchel
Mary-Jo Schultz
Leslye Swigert
Shannon Witte

Men's Track
Ben Bird
Gary Fitzpatrick
Kevin Hedenberg
William Kaiser
Mickey Morton
Vadim Nemad

Volleyball
Betsy Aldridge
Ann Hall
Melody Sobczak
Eunice Thomas
Jennifer Wright

University of Kentucky Community Outreach Program



Coach Curry and Wildcat football players participate in community services, including visits to children's hospitals.

The University of Kentucky student-athletes' interest in community involvement has increased over the past three years. Each team receives questionnaires at the beginning of each semester to determine its players' interests in participating in civic and educational programs.

In 1990 and 1991 student-athletes coordinated the development of the Community Outreach Project. This project was established when student-athletes adopted the fifth-grade classes at a local inner-city school. The semester-long project matched athletes one-on-one with the school children. With the assistance of a UK athlete, the children were asked to set a goal for themselves. Then each week, the UK student-athletes would meet with the children and help them accomplish their goals. This program was expanded during the 1992-93 school year to include three elementary schools, one middle school and a high school.

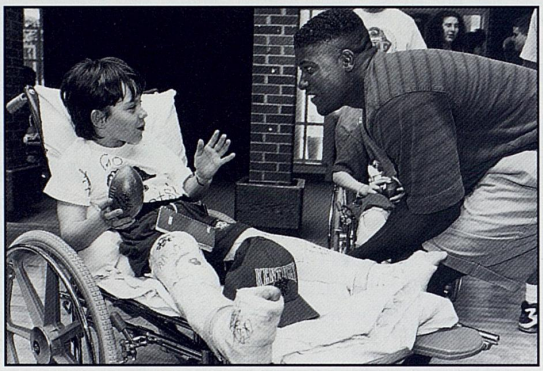



Along with the Outreach Program, UK student-athletes participate in the following programs:

BIG BUDDY PROGRAM (College of Education) - Student-athletes serve as role models for elementary students at local schools. Athletes help younger students develop self esteem through weekly interaction.

CELEBRITY VISITOR TO HOSPITAL - Student-athletes visit patients at local hospitals, including rehabilitation facilities and veterans hospitals.

COMPREHENSIVE CARE - Student-athletes talk to 12-15-year-old emotionally disturbed youths about goal-setting.

COPI-CAT PEN PAL - Student-athletes who are matched with elementary students correspond throughout the academic year. As a pen pal to an elementary student, athletes encourage students to read.

D.A.R.E. GRADUATION SPEAKER - Student-athletes give motivational speeches to youth as part of the Drug Awareness Resistance Education Program.

ELEMENTARY SCHOOL SPEAKER - Student-atheltes visit a number of local schools, speaking to children on a variety of topics, including the importance of an education, staying off drugs and promoting reading.

FCEA SPELLING BEE JUDGE - Fayette County Education Association sponsors an annual spelling bee with UK student-athletes as judges.

SMART PARTICIPANT - After participating in a training program, student-athletes conduct science experiments with elementary students. The purpose of the program is to motivate minorities and disadvantaged youth to enter science and math-related careers.

SPECIAL OLYMPICS VOLUNTEER - Activities include assisting with specific events as well as participating in the opening and closing ceremonies.



UK Football Earns CFA Academic Honorable Mention

For the fifth time in eight years the University of Kentucky football team earned CFA Academic Accolades for graduating better than 70 percent of its athletes.

For the fourth time UK has earned honorable mention — along with 18 other institutions — while in 1989 UK became just the fourth university to earn the overall CFA Academic Achievement Award for having the highest graduation rate among football players. This year Duke won its second consecutive and sixth overall CFA Award with a 95.7 % graduation rate.

"I am very proud of the fact that the University of Kentucky Athletics Department is dedicated to the development of the student as well as the athlete, and that Bill Curry keeps the student-athlete experience in perspective," said Bob Bradley, UK Assistant Athletics Director for Academics. "He understands the importance of a degree to the future of these young people."

The CFA Academic Achievement Award was established in 1981 and is presented annually by the Touchdown Club of Memphis. The award recognizes the CFA member institution with the highest graduation rate among members of its football team. Last year, the CFA achieved its highest graduation rate since the program was established in 1981. This year's graduation rate remains stable and indicates that NCAA requirements for both initial and continuing eligibility are having the desired effects. According to CFA survey results, the overall graduation rate was 58 percent, a slight decrease of one percent from last year's record rate of 59 percent.

Joining Kentucky in earning honorable mention status are: Boston College, East Carolina, Florida State, Maryland, Miami, Mississippi State, Nebraska, North Carolina, Notre Dame, Penn State, Rice, Southern Methodist, Syracuse, Texas Christian, Tulane, Vanderbilt, Virginia and Wake Forest.

CFA Academic Achievement Award

	Years Won	Honorable Mention
Duke	6	5
Notre Dame	5	8
Virginia	2	9
Boston College	1	7
Kentucky	1	4
Texas Christian	1	1
Penn State	0	8
Syracuse	0	7
North Carolina	0	7
Vanderbilt	0	7
Rice	0	7
Tulane	0	5
Georgia Tech	0	4

UK

1993 Academic Football All-SEC Honor Roll Selections by Schools

KENTUCKY	14
Florida	13
Alabama	12
Ole Miss	10
Tennessee	10
Georgia	6
Vanderbilt	6
Arkansas	5
Auburn	5
LSU	5
Mississippi State	5
South Carolina	5

1993 Kentucky Football Academic All-SEC Honor Roll Selections

Mark Askin	Jr.
Tim Calvert	Sr.
Brent Claiborne	Sr.
Trent DiGiuro	So.
Dude Harper	Jr.
Chad Hayes	Sr.
Cale Langford	Sr.
Rob Manchester	So.
Ray McLaurin	Fr.*
Marty Moore	Sr.
Darren Murray	Jr.
David Parks	Sr.
Mike Schellenberger	Fr.*
Jeff Speedy	Fr.*

* Redshirt

**Note: to qualify for Academic All-SEC Honor Roll, a student-athlete must have a 3.0 grade point average (cumulative or for the past year), earn a varsity letter and be at least a second-year student.

Kentucky Strength Program



DE Howard Carter, Jr. performing lateral dumbbell raises in UK's ultra-modern weight facility.

JUST A QUICK GLANCE

at the weight room in the Nutter Football Training Facility is enough to know the University of Kentucky is serious about strength training.

The addition of Coach Bill Curry has magnified the significance of the UK strength program.

Curry, a former center at Georgia Tech and in the National Football League, knows an edge in football lies in the weight room.

"We have a sign mounted in the Nutter Center weight room," Curry says. "The statement says 'There is no substitute for strength and no excuse for the lack of it.'

> ***"There is no substitute for strength and no excuse for the lack of it."***

"Our players are required to read it every day. That sums up our approach to strength training. We want to be the best conditioned football team, not only in the Southeastern Conference, but in the country. Games are won in the fourth quarter and that's where great physical conditioning comes into play."

As far as facilities go, Wildcat football players have one of the nation's best weight rooms.

"The facility is unbelievable," Curry said. "I can't imagine anyone needing any more than what we have in our weight facility."

For starters, the UK weight room is 9,000 square feet. In free weights alone, UK has 100,000 pounds of equipment — 75,000 in free weights and an additional 25,000 in dumbbells.

To complement the free weights, UK has an abundance of Nautilus equipment, stationary bikes and treadmills.

According to Curry, another aspect which is a plus for UK is strength coach Mike Florence. Curry thinks Florence is the perfect individual for the task at hand.

"We're very blessed here at Kentucky to have Mike Florence as our strength coach," Curry says. "My first indication to the type of job he does is that our squad is relatively strong, even though we lost a lot of strong players to graduation. But after watching him work, I know Mike has that rare blend of a calm presence but with a driving discipline. That's exactly what a strength coach has to have."

As far as UK records go, former offensive guard Jody Matthews holds the honor of being the strongest Wildcats football player to date. Matthews shattered records in the bench press, clean, squats and total weight lifted which were held by Dermontti Dawson and Oliver Barnett, both of whom are residing on National Football League rosters. Matthews owns personal bests at UK of 585 pounds in the bench press, 440 pounds in cleans, 735 pounds in Olympic squats and 1,760 pounds in total lifts.



SE Randy Wyatt performing tricep extensions.

Kentucky Strength Program

MR. WILDCAT
Overall Champion of Strength, Speed & Power

1982	Pete Venable
1983	Lawrence Lee
1984	Don Sabatino
1985	Maurice Douglass
1986	Marc Logan
1987	Martin Pennington
1988	Mark Sellers
1989	Jeff Brady
1990	Jeff Brady
1991	Dean Wells
1992	Dean Wells
1993	Darryl Conn

NSCA ALL-AMERICAN
National Strength & Conditioning Association All-American

1976	Dan Fowler
1977	Richard Jaffe
1978	Felix Wilson
1979	Tim Gouch
1980	Rick Strein
1981	Don Fielder
1983	Keith Martin
1984	George Adams
1985	Vernon Johnson
1986	Marc Logan
1987	Dermontti Dawson
1989	Oliver Barnett
1990	Randy Holleran
1992	Jody Matthews
1993	Marty Moore



DT Mike Schlegel spots OG Barry Jones as he completes military presses.





UK's 1993 "Mr. Wildcat" Darryl Conn pictured in 1990 as a freshman (above), and in 1993 as a senior (at right).

WB Isaac Curtis, below, performs cross-gripped neck extensions.



Below is a list of categories and the UK record holder in each.

Bench Press: 585, by Jody Matthews.

Clean: 440, by Jody Matthews.

Olympic Squat: 850, by Oliver Barnett.

Total Lifts: 1,760, by Jody Matthews.

UK Strength Coach Mike Florence observes as CB Carlos Collins and HB Donnell Gordon improve their quickness using an industrial-sized rubber band.



Kentucky players, such as SE Randy Wyatt at left, have outstanding work ethics both on the field and in the weight room.



Health & Equipment



The 5,400 square foot Nutter Training Room has ample space for taping and treatment.

"Overall, our medical and training staff is outstanding from top to bottom."

The Kentucky football staff is very concerned about the health and safety of the Wildcat student-athletes. UK Football is blessed to have a first-class medical/training staff, headed by trainer Al Green, and an excellent equipment staff directed by Tom Kalinowski.

On the medical side, the Kentucky medical/training staff takes a back seat to no one. Six team physicians — Dr. James Andrews, Dr. David Caborn, Dr. Kim Clawson, Dr. Mary Lloyd Ireland, Dr. John Perrine and Dr. Spencer Turner — and a variety of consultants covering every medical specialty are available. Along with the medical staff, Green and associate trainer Sue Stanley direct the UK training staff, which consists of six graduate assistants and an additional 20 student trainers.

"In today's collegiate athletics, our staff not only deals with on-the-field injuries but the various national health problems which society faces on an everyday basis," UK Coach Bill Curry says. "A collegiate football program such as Kentucky must have not only a hard-working, qualified staff, but above all, they must be able to handle a variety of challenges.

"We are very fortunate to have a medical and training staff team which is superb. Our team physicians are the best I've been around on any level. Al (Green) is very advanced in the techniques required today and other areas such as strength and conditioning, protective devices and substance abuse and drug testing to name a few. Sue (Stanley) handles the rehabilitation, our insurance claims and is the 'Mom' of the training room, which is a luxury not many training rooms around the country have."

"Overall, our medical and training staff is outstanding from top to bottom."

The Nutter Center training room is also rated first class. The training room is over 5,000 square feet in area and includes ample space for taping and treatment. Inside the training room is an ultra-modern rehabilitation area as well as physicians' and trainers' offices.

On the equipment side, Kalinowski and his staff of 19 student assistants are involved in the daily maintenance of the student-athletes' equipment. Injury prevention starts day one with UK student-athletes. Kalinowski personally fits each player with the appropriate equipment — helmet, shoes, shoulder pads, etc... — according to height, weight and position.

In all, Kalinowski estimates UK spends $2,100 per player on equipment ranging from practice gear to game gear. Kentucky makes sure each student-athlete is properly fitted with the most modern and up-to-date equipment available.

The equipment staff is involved in daily maintenance, repair and cleaning of each student-athlete's equipment as well. These procedures are another necessary measure in the prevention of injuries.

Indeed at Kentucky, a student-athlete's health is very important.

Associate trainer Sue Stanley examines injured QB Pookie Jones



Coach Curry joins associate trainer Sue Stanley, head trainer Al Green and graduate assistant trainer John Fetter in attending to SE Randy Wyatt.





THE RECORDS

Kentucky Individual Old-Time Records (1891-1945)

RUSHING

Most Yards Rushing, Career
2083 Bob Davis, 1935-37

Most Yards Rushing, Game
280 Shipwreck Kelly vs. Maryville, 1930
267 Bob Davis vs. Wash.& Lee, 1937
246 Bob Davis vs. Maryville, 1936

Most Touchdowns Rushing, Game
5 Jim Park vs. Earlham, 1914

PASSING

Most Pass Attempts, Game
27 Jim Park vs. Earlham, 1914

Most Pass Completions, Game
19 Jim Park vs. Earlham, 1914

Most Touchdown Passes Thrown, Game
5 Jim Park vs. Earlham, 1914

SCORING

Most Points Scored, Career
180 Bob Davis, 1935-37

Most Points Scored, Season
75 Carey Spicer, 1930

Most Points Scored, Game
30 Jim Park vs. Earlham, 1914
30 Bob Davis vs. Maryville, 1936
30 Bob Davis vs. Wash.& Lee, 1937

Most Touchdowns, Career
30 Bob Davis, 1935-37

Most Touchdowns, Season
11 Bob Davis, 1936
11 Bob Davis, 1937
11 Carey Spicer, 1930

PUNTING

Most Punts, Career
234 Ralph Kercheval, 1931-33

Most Punts, Season
101 Ralph Kercheval, 1933

Most Punts, Game
30 Bert Johnson vs. Wash & Lee, 1934

Most Punting Yards, Career
9749 Ralph Kercheval, 1931-33

Most Punting Yards, Season
4394 Ralph Kercheval, 1933

Kentucky Individual Football Records 1946-1993

TOTAL OFFENSE

OFFENSIVE PLAYS

Most Offensive Plays, Career
996 Bill Ransdell (5456 yards), 1983-86
871 Pookie Jones (4313 yards), 1991-93
870 Randy Jenkins (3842 yards), 1979-83
823 Bernie Scruggs (3274 yards), 1969-71
812 Rick Norton (4139 yards), 1963-65

Most Offensive Plays, Season
347 Bill Ransdell (1720 yards), 1985
343 Pookie Jones (1729 yards), 1992
334 Freddie Maggard (1446 yards), 1989
315 Derrick Ramsey (1510 yards), 1977
308 Bernie Scruggs (1246 yards), 1970
301 Bill Ransdell (1688 yards), 1984

Most Offensive Plays, Game
59 Bill Ransdell vs. Vanderbilt (330), Nov. 9, 1985
54 Bernie Scruggs vs. LSU (251), Oct. 17, 1970

TOTAL YARDS

Most Total Offensive Yards, Career
5456 Bill Ransdell (996 plays), 1983-86
4313 Pookie Jones (871 plays), 1991-93
4139 Rick Norton (812 plays), 1963-65
4103 Babe Parilli (684 plays), 1949-51
3842 Randy Jenkins (870 plays), 1979-83

Most Total Offensive Yards, Season
1729 Pookie Jones (343 plays), 1992
1720 Bill Ransdell (273 plays), 1985
1706 Rick Norton (271 plays), 1965
1688 Bill Ransdell (301 plays), 1984
1681 Babe Parilli (234 plays), 1950

Most Total Offensive Yards, Game
405 Pookie Jones vs. Miss. State (48), Oct. 31, 1992
363 Rick Norton vs. Houston (36), Nov. 13, 1965
336 Pookie Jones vs. Cincinnati (31), Nov. 14, 1992
335 Bill Ransdell vs. BGSU (41), Sept. 14, 1985
330 Bill Ransdell vs. Vanderbilt (59), Nov. 9, 1985
321 Babe Parilli vs. Cincinnati (34), Oct. 14, 1950

RUSHING

RUSHING ATTEMPTS

Most Rush Attempts, Career
777 Sonny Collins (3835 yards), 1972-75
638 George Adams (2648 yards), 1981-84
532 Mark Higgs (2892 yards), 1984-87
446 Derrick Ramsey (1764 yards), 1975-77

Most Rush Attempts, Season
253 George Adams (1085 yards), 1984
248 Sonny Collins (1150 yards), 1975
224 Sonny Collins (1213 yards), 1973
193 Mark Higgs (1278 yards), 1987

Most Rush Attempts, Game
35 Marc Logan vs. Miss. State (115), Oct. 12, 1985
32 Sonny Collins vs. Auburn (109), Oct. 11, 1975
32 Sonny Collins vs. Penn State (140), Oct. 4, 1975

NET YARDS RUSHING

Most Rushing Yards, Career
3835 Sonny Collins (777 att.), 1972-75
2892 Mark Higgs (532 att.), 1984-87
2648 George Adams (638 att.), 1981-84
1769 Marc Logan (389 att.), 1983-86

Most Rushing Yards, Season
1278 Mark Higgs (193 att.), 1987
1213 Sonny Collins (224 att.), 1973
1150 Sonny Collins (248 att.), 1975
1085 George Adams (253 att.), 1984

Most Rushing Yards, Game
238 Ivy Joe Hunter vs. Vanderbilt (30), Nov. 8, 1986
229 Sonny Collins vs. Miss. State (19), Oct. 6, 1973
208 Mike Fanuzzi vs. Miami, Ohio (17), Oct. 5, 1974

AVERAGE YARDS PER ATTEMPT

Best Average Per Rushing Attempt, Career (min. 200)
5.43 Mark Higgs (532/2892), 1984-87
5.13 Bill Leskovar (231/1236), 1949-51
4.93 Sonny Collins (777/3835), 1972-75
4.88 Tom Fillion (208/1017), 1951-53

Best Average Per Rushing Attempt, Season (min. 100)
6.62 Mark Higgs (193/1278), 1987
6.02 Ivy Joe Hunter (103/621), 1986
5.74 Ralph Paolone (108/620), 1953
5.73 Tom Fillion (117/671), 1951

RUSHING TOUCHDOWNS

Most Touchdowns Rushing, Career
26 Sonny Collins, 1972-75
25 Mark Higgs, 1984-87
25 George Adams, 1981-84
25 Derrick Ramsey, 1975-77

Most Touchdowns Rushing, Season
13 George Adams, 1984
13 Derrick Ramsey, 1977
13 Sonny Collins, 1973
12 Rodger Bird, 1965

Most Touchdowns Rushing, Game
4 Sonny Collins vs. Miss. State, Oct. 6, 1973
4 Rodger Bird vs. Vanderbilt, Nov. 6, 1965

LONGEST RUSHING PLAY

Longest Run From Scrimmage, Game
t91 Harry Jones vs. George Washington, Nov. 17, 1951
88 Bernie Scruggs vs. Georgia, Oct. 24, 1970
t88 Bill Ransdell vs. Xavier, Nov. 12, 1960

100-YARD RUSHING GAMES

Most 100-Yard Rushing Games, Career
18 Sonny Collins, 1972-75
10 George Adams, 1981-84
9 Mark Higgs, 1984-87
6 Alfred Rawls, 1988-89
6 Rodger Bird, 1963-65

Most 100-Yard Rushing Games, Season
6 Mark Higgs, 1987
6 George Adams, 1984
6 Sonny Collins, 1975

PASSING

PASS ATTEMPTS

Most Passes Attempted, Career
816 Bill Ransdell (469 comp.), 1983-86
699 Randy Jenkins (363 comp.), 1979-83
598 Rick Norton (298 comp.), 1963-65
592 Babe Parilli (331 comp.), 1949-51
504 Pookie Jones (263 comp.), 1991-93

Most Passes Attempted, Season
266 Bill Ransdell (148 comp.), 1984
256 Bill Ransdell (151 comp.), 1986
239 Babe Parilli (136 comp.), 1951
231 Freddie Maggard (130 comp.), 1989
231 Bill Ransdell (133 comp.), 1985

Most Passes Attempted, Game
56 Bill Ransdell vs. Vanderbilt (30), Nov. 9, 1985
46 Freddie Maggard vs. Indiana (27), Sept. 15, 1990
43 Glenn Fohr vs. Auburn (20), Sept. 10, 1988
42 Brad Smith vs. Ole Miss (25), Oct. 6, 1990
40 Steve Tingle vs. Florida (19), Nov. 15, 1969

PASS COMPLETIONS

Most Passes Completed, Career
469 Bill Ransdell (816 att.), 1983-86
363 Randy Jenkins (699 att.), 1979-83
331 Babe Parilli (592 att.), 1949-51
298 Rick Norton (598 att.), 1963-65
263 Pookie Jones (504 att.), 1991-93

Most Passes Completed, Season
151 Bill Ransdell (256 att.), 1986
148 Bill Ransdell (266 att.), 1984
136 Babe Parilli (239 att.), 1951
133 Bill Ransdell (231 att.), 1985

Most Passes Completed, Game
30 Bill Ransdell vs. Vanderbilt (56), Nov. 9, 1985
27 Freddie Maggard vs. Indiana (46), Sept. 15, 1990
25 Bernie Scruggs vs. LSU (39), Oct. 17, 1970
25 Brad Smith vs. Ole Miss (42), Oct. 6, 1990

INTERCEPTIONS THROWN

Most Interceptions Thrown, Career
53 Randy Jenkins, 1979-83
44 Rick Norton, 1963-65
37 Babe Parilli, 1949-51

Most Interceptions Thrown, Season
21 Dave Bair, 1967
20 Randy Jenkins, 1982
18 Rick Norton, 1963
18 Rick Norton, 1965

Most Interceptions Thrown, Game
6 Bernie Scruggs vs. West Virginia, Nov. 1, 1969
6 Rick Norton vs. LSU, Oct. 16, 1965
5 Dave Bair vs. Tennessee, Nov. 25, 1967

NET PASSING YARDS

Most Yards Passing, Career
5564 Bill Ransdell (469/816), 1983-86
4514 Rick Norton (298/598), 1963-65
4351 Babe Parilli (331/592), 1949-51
4148 Randy Jenkins (363/699), 1979-83
3459 Pookie Jones (263/504), 1991-93

Kentucky Individual Football Records 1946-1993

Most Yards Passing, Season

1823 Rick Norton (113/214), 1965
1748 Bill Ransdell (148/266), 1984
1744 Bill Ransdell (133/231), 1985
1643 Babe Parilli (136/239), 1951

Most Yards Passing, Game

373 Rick Norton vs. Houston (19/35), Nov. 13, 1965
357 Pookie Jones vs. Miss. State (19/32), Oct. 31, 1992
338 Babe Parilli vs. Cincinnati (18/29), Oct. 14, 1950
322 Bill Ransdell vs. Vanderbilt (30/56), Nov. 9, 1985
313 Bill Ransdell vs. BGSU (15/34), Sept. 14, 1985

COMPLETION PERCENTAGE

Best Completion Percentage, Career (min. 100 comp.)

.575 Bill Ransdell (469/816), 1983-86
.570 Freddie Maggard (239/419), 1988-91
.559 Babe Parilli (331/592), 1949-51
.532 Bob Hardy (139/261), 1953-55
.531 Jerry Woolum (216/407), 1960-62

Best Completion Percentage, Season (min. 75 comp.)

.589 Bill Ransdell (151/256), 1986
.587 Pookie Jones (81/138), 1991
.580 Freddie Maggard (109/188), 1990
.581 Randy Jenkins (118/203), 1983
.576 Bill Ransdell (133/231), 1985
.569 Babe Parilli (136/239), 1951

Best Completion Percentage, Game (min. 10 comp.)

.869 Bill Ransdell (20/23) vs. Florida, Nov. 15, 1986
.866 Kevin Dooley (13/15) vs. Indiana, Sept. 19, 1987

TOUCHDOWN PASSES

Most Touchdown Passes Thrown, Career

50 Babe Parilli, 1949-51
26 Rick Norton, 1963-65
24 Randy Jenkins, 1979-83
22 Bill Ransdell, 1983-86

Most Touchdown Passes Thrown, Season

23 Babe Parilli, 1950
19 Babe Parilli, 1951
11 Bill Ransdell, 1984
11 Rick Norton, 1965

Most Touchdown Passes Thrown, Game

5 Babe Parilli vs. Cincinnati, Oct. 14, 1950
5 Babe Parilli vs. N.Dakota, Nov. 18, 1950

LONGEST PASS

Longest Pass From Scrimmage, Game

t92 Bair/Dicky Lyons vs. Georgia, Oct. 26, 1968
t83 Jenkins/Allan Watson vs. Indiana, Sept. 20, 1970
82 Ransdell/Cisco Bryant vs. BGSU, Sept. 14, 1985
t80 McCrimmon/Felix Wilson vs. Florida, Nov. 18, 1978

CONSECUTIVE COMPLETIONS

Most Consecutive Completions, Game

11 Bernie Scruggs (16/22) vs. Tennessee, Nov. 22, 1969

RECEIVING

RECEPTIONS

Most Pass Receptions, Career

94 Tom Hutchinson (1483 yards), 1960-62
90 Felix Wilson (1508 yards), 1977-79
83 Phil Logan (1219 yards), 1987-1990
83 Terry Samuels (594 yards), 1990-93
82 Rick Kestner (1280 yards), 1963-65

Most Pass Receptions, Season

47 Neal Clark (647 yards), 1991
43 Felix Wilson (727 yards), 1978
42 Rick Kestner (639 yards), 1964
41 Jack Alvarez (487 yards), 1971
41 Steve Meilinger (576 yards), 1951

Most Pass Receptions, Game

11 Jim Campbell (140) vs. BGSU, Sept. 27, 1980
10 Steve Parrish (116) vs. Vanderbilt, Nov. 8, 1969
10 Calvin Bird (130) vs. Ole Miss, Sept. 27, 1958

NET YARDS RECEIVING

Most Receiving Yards, Career

1508 Felix Wilson (90 rec.), 1977-79)
1483 Tom Hutchinson (94 rec.), 1960-62
1422 Larry Seiple (72 rec.), 1964-66
1280 Rick Kestner (82 rec.), 1963-65

Most Receiving Yards, Season

727 Felix Wilson (43 rec.), 1978
647 Neal Clark (47 rec.), 1991
639 Rick Kestner (42 rec.), 1964
635 Larry Seiple (27 rec.), 1965
589 Al Bruno (38 rec.), 1950

Most Receiving Yards, Game

185 Rick Kestner vs. Ole Miss (9), Sept. 26, 1964
170 Dee Smith vs. Tennessee (7), Nov. 21, 1987
167 Larry Seiple vs. Houston (5), Nov. 13, 1965
157 Felix Wilson vs. Florida (6), Nov. 17, 1979

AVERAGE YARDS PER RECEPTION

Best Yards Per Reception Average, Career (min. 40)

19.7 Larry Seiple (72/1422), 1964-66
16.7 Felix Wilson (90/1508), 1977-79
16.4 Al Bruno (52/855), 1948-50
16.3 Allan Watson (59/961), 1979-82

Best Yards Per Reception Average, Season (min. 20)

23.5 Larry Seiple (27/635), 1965
17.9 Allan Watson (30/536), 1980
17.8 Larry Seiple (28/499), 1966
17.7 Calvin Bird (21/373), 1958

TOUCHDOWN RECEPTIONS

Most Touchdown Pass Receptions, Career

17 Steve Meilinger, 1951-53
11 Howard Schnellenberger, 1953-55
11 Al Bruno, 1948-50

Most Touchdown Pass Receptions, Season

10 Al Bruno, 1950
8 Steve Meilinger, 1951

Most Touchdown Pass Receptions, Game

4 Al Bruno vs. North Dakota, Nov. 18, 1950

ALL PURPOSE YARDAGE

ALL-PURPOSE PLAYS

Most All-Purpose Plays, Career

799 Sonny Collins (4123 yards), 1972-75
758 George Adams (4080 yards), 1981-84
591 Mark Higgs (3387 yards), 1984-87
495 Don Phelps (2861 yards), 1946-49

Most All-Purpose Plays, Season

301 George Adams (1689 yards), 1984
252 Sonny Collins (1189 yards), 1975
235 Sonny Collins (1347 yards), 1973
224 Marc Logan (1314 yards), 1985

TOTAL NET YARDS

Most All-Purpose Yards Gained, Career

4123 Sonny Collins (799 plays), 1972-75
4080 George Adams (758 plays), 1981-84
3582 Dicky Lyons (473 plays), 1966-68
3387 Mark Higgs (591 plays), 1984-87

Most All-Purpose Yards Gained, Season

1689 George Adams (301 plays), 1984
1413 Dicky Lyons (188 plays), 1967
1410 Mark Higgs (209 plays), 1987
1396 Dicky Lyons (187 plays), 1968

AVERAGE YARDS PER PLAY

Best Yards Per Play Average, Career (min. 300)

8.44 Calvin Bird (318/2686), 1958-60
8.26 Darrell Cox (301/2487), 1961-63
7.57 Dicky Lyons (473/3582), 1966-68

Best Yards Per Play Average, Season (min. 150)

7.51 Dicky Lyons (188/1413), 1967
7.46 Dicky Lyons (187/1396), 1968
7.16 Rodger Bird (168/1204), 1964

SCORING

POINTS SCORED

Most Points Scored, Career

246 Joey Worley (57fg/75pat), 1984-87
167 Doug Pelfrey (34fg/65pat), 1990-92
166 George Adams (27td/2pat), 1981-84
163 Dicky Lyons (26td/1fg/4pat), 1966-68
162 Rodger Bird (27td), 1963-65

Most Points Scored, Season

84 George Adams (14td), 1984
80 Derrick Ramsey (13td/1pat), 1977
80 Sonny Collins (13td/1pat), 1973
78 Rodger Bird (13td), 1965

Most Points Scored, Game

25 Calvin Bird vs. Hawaii (4td/1pat), Sept. 13, 1958
24 Sonny Collins vs. Miss. State (4td), Oct. 6, 1973
24 Rodger Bird vs. Vanderbilt (4td), Nov. 6, 1965
24 Don Phelps vs. Michigan St. (4td), Nov. 2, 1946
24 Al Bruno vs. N.Dakota (4td), Nov. 18, 1950

Most Points Scored By Kicker, Career

246 Joey Worley (57fg/75pat), 1984-87
167 Doug Pelfrey (34fg/65pat) 1990-92
130 John Pierce (24fg/58pat), 1974-76

Most Points Scored By Kicker, Season

72 Joey Worley (19fg/15pat), 1985
70 Joey Worley (17fg/19pat), 1986
68 Joey Worley (14fg/26pat), 1987
64 Ken Willis (17fg/13pat), 1989

more . . . INDIVIDUAL OLD-TIME RECORDS (1891-1945)

Most Punting Yards, Game

1155 Bert Johnson vs. Wash.& Lee, 1934

Best Punting Average, Career

44.8 Ralph Kercheval (234/9749), 1931-33

LONG PLAYS

RUSHING

83 Bob Davis vs. Maryville, 1936
80 Bob Davis vs. Wash. & Lee, 1937
80 Noah Mullins vs. S'western, 1941
77 Jim Parrott vs. Tennessee, 1944
75 Bob Davis vs. Georgia Tech, 1935
75 Bob Davis vs. Xavier, 1936
75 Noah Mullins vs. Xavier, 1939

PASSING

84 Bert Johnson/Bob Davis vs. Xavier, 1936
80 Ermal Allen/Junior Jones vs. Georgia, 1939

KICKOFF RETURNS

95 Noah Mullins vs. Wash. & Lee, 1940
90 Noah Mullins vs. Geo. Wash., 1940

PUNTS

78 Ralph Kercheval vs. Ga. Tech, 1933

INTERCEPTION RETURNS

100 Bob Davis vs. Wash. & Lee, 1937
100 Charles Hughes vs. Alabama, 1924

Kentucky Individual Football Records 1946-1993

Hunter's 238 Yards Leads Cats Over Vandy

IVY JOE HUNTER of Gainesville, Fla., ran his way into the UK Record Book with 238 yards rushing against Vanderbilt on Nov. 8, 1986, at Commonwealth Stadium . . . Hunter carried the football 30 times and scored four touchdowns on runs of 13, 2, 1 and 6 yards to lead the Wildcats to a 34-22 victory . . . Hunter gained 54 yards in the 1st quarter, 55 yards in the 2nd, 41 in the 3rd, and rushed the ball 12 times for 88 yards in the 4th quarter . . . His longest run of 39 yards came early in the final period.



Ivy Joe Hunter

Most Points Scored by Kicker, Game

18 Doug Pelfrey vs. Miss. State (5/3), Oct. 31, 1992
15 Ken Willis vs. Rutgers (4/3), Oct. 14, 1989
14 Joey Worley vs. So.Miss. (4/2), Oct. 4, 1986
14 Joey Worley vs. BGSU (4/2), Sept. 14, 1985
14 Joey Worley vs. Clemson (4/2), Oct. 5, 1985

TOUCHDOWNS

Most Touchdowns Scored, Career

27 George Adams, 1981-84
27 Rodger Bird, 1963-65
26 Sonny Collins, 1972-75
26 Dicky Lyons, 1966-68

Most Touchdowns Scored, Season

14 George Adams, 1984
13 Derrick Ramsey, 1977
13 Sonny Collins, 1973
13 Rodger Bird, 1965

Most Touchdowns Scored, Game

4 Sonny Collins vs. Miss. State, Oct. 6, 1973
4 Rodger Bird vs. Vanderbilt, Nov. 6, 1965
4 Calvin Bird vs. Hawaii, Sept. 13, 1958
4 Al Bruno vs. North Dakota, Nov. 18, 1950
4 Don Phelps vs. Michigan St., Nov. 2, 1946

FIELD GOALS

Most Field Goals Made, Career

57 Joey Worley (85 att.), 1984-87
34 Doug Pelfrey (52 att.), 1990-92
29 Ken Willis (41 att.), 1987-89
24 John Pierce (55 att.), 1974-76
21 Tom Griggs (31 att.), 1978-81

Most Field Goals Made, Season

19 Joey Worley (28 att.), 1985
17 Ken Willis (22 att.), 1989
17 Joey Worley (25 att.), 1986
14 Doug Pelfrey (22 att.), 1992
14 Joey Worley (21 att.), 1987

Most Field Goals Made, Game

5 Doug Pelfrey vs. Miss. State (7), Oct. 31, 1992
4 Ken Willis vs. Rutgers (4), Oct. 14, 1989
4 Joey Worley vs. So.Miss. (4), Oct. 4, 1986
4 Joey Worley vs. BGSU (4), Sept. 14, 1985
4 Joey Worley vs. Clemson (4), Oct. 5, 1985

Most Field Goals Attempted, Career

85 Joey Worley (57 made), 1984-87
55 John Pierce (24 made), 1974-76
52 Doug Pelfrey (34 made), 1990-92
41 Ken Willis (29 made), 1987-89

Most Field Goals Attempted, Season

28 Joey Worley (19 made), 1985
27 John Pierce (10 made), 1975
25 Joey Worley (17 made), 1986

Most Field Goals Attempted, Game

7 Doug Pelfrey vs. Miss. State (5), Oct. 31, 1992

Best Field Goal Percentage, Career (min. 10)

.707 Ken Willis (29/41), 1987-89
.677 Tom Griggs (21/31), 1978-81
.670 Joey Worley (57/85), 1984-87

Best Field Goal Percentage, Season (min. 5)

.833 Bob Jones (10/12), 1970
.818 Tom Griggs (9/11), 1980
.773 Ken Willis (17/22), 1989
.710 Doug Pelfrey (10/14), 1991
.680 Joey Worley (17/25), 1986

Longest Field Goals, Game

53 Doug Pelfrey vs. Indiana, Sept. 21, 1991
53 Doug Pelfrey vs. Cincinnati, Nov. 2, 1991
52 Doug Pelfrey vs. LSU, Oct. 17, 1992
52 Doug Pelfrey vs. Miss. State, Oct. 31, 1992
52 Doug Pelfrey vs. Florida, Nov. 16, 1991
52 Rick Strein vs. Kansas, Sept. 26, 1981
52 Joe Bryant vs. Va. Tech, Oct. 29, 1977
52 John Pierce vs. Florida, Sept. 16, 1974

PATs BY KICKING

Most PATs Made By Kicking, Career

75 Joey Worley (76 att.), 1984-87
65 Doug Pelfrey (69 att.), 1990-92
58 John Pierce (65 att.), 1974-76

Most PATs Made By Kicking, Season

37 Bob Gain (41 att.), 1950

Most PATs Made By Kicking, Game

10 Bob Gain vs. N.Dakota (10), Nov. 18, 1950

Most PATs Attempted By Kicking, Career

76 Joey Worley (75 made), 1984-87
69 Doug Pelfrey (65 made), 1990-92
65 John Pierce (58 made), 1974-76

Most PATs Attempted by Kicking, Season

41 Bob Gain (37 made), 1950

Most PATs Attempted by Kicking, Game

10 Bob Gain vs. N.Dakota (10), Nov. 18, 1950

Best PAT Percentage, Career (min. 30)

.986 Joey Worley (75/76), 1984-87
.950 Delmar Hughes (38/40), 1954-56

Best PAT Percentage, Season (min. 12)

1.000 Joey Worley (19/19), 1986
1.000 Joey Worley (15/15), 1985
1.000 Joey Worley (15/15), 1984
1.000 Tom Griggs (16/16), 1980
1.000 Tom Griggs (14/14), 1981
1.000 Delmar Hughes (13/13), 1955

PUNTING

PUNTS

Most Total Punts, Career

248 Dave Hardt (9737 yards), 1968-70
198 Paul Calhoun (8432 yards), 1981-84
191 John Tatterson (7493 yards), 1972-74
185 Bill Hawk (7348 yards), 1989-91
157 Jay Tesar (6229 yards), 1985-88

Most Total Punts, Season

90 Dave Hardt (3471 yards), 1970
80 Dave Hardt (3257 yards), 1969
78 Dave Hardt (3009 yards), 1968
75 John Tatterson (2992 yards), 1972

Most Total Punts, Game

13 Dave Hardt vs. Kansas St. (537), Sept. 19, 1970
13 Jay Tesar vs. LSU (449), Oct. 19, 1985

TOTAL PUNTING YARDS

Most Total Punting Yards, Career

9737 Dave Hardt (248 punts), 1968-70
8432 Paul Calhoun (198 punts), 1981-84
7493 John Tatterson (191 punts), 1972-74
7348 Bill Hawk (185 punts), 1989-91
6229 Jay Tesar (157 punts), 1985-88

Most Total Punting Yards, Season

3471 Dave Hardt (90 punts), 1970
3257 Dave Hardt (80 punts), 1969
3009 Dave Hardt (78 punts), 1968
2992 John Tatterson (75 punts), 1972

Most Total Punting Yards, Game

537 Dave Hardt vs. Kansas St. (13), Sept. 19, 1970
472 Dave Hardt vs. Georgia (11), Oct. 25, 1969
466 Paul Calhoun vs. Georgia (11), Oct. 27, 1984
464 Dave Hardt vs. Va.Tech (11), Oct. 11, 1969

PUNTING AVERAGE

Best Average Yards Per Punt, Career (min. 75)

42.58 Paul Calhoun (198/8432), 1981-84
39.771 George Blanda (149/5926), 1946-48
39.770 Lou Michaels (122/4852), 1955-57
39.718 Bill Hawk (185/7348), 1989-91

Best Average Yards Per Punt, Season (min. 30)

44.61 Paul Calhoun (60/2677), 1984
43.20 Paul Calhoun (69/2981), 1983
42.14 Larry Seiple (35/1475), 1964
41.75 Bill Hawk (54/2255), 1991

Best Average Yards Per Punt, Game (min. 5)

56.50 Bill Hawk vs. Tennessee (6/339), Nov. 23, 1991
53.80 Bill Hawk vs. Vanderbilt (5/269), Nov. 9, 1991
53.00 Lou Michaels vs. Florida (5/265), Oct. 5, 1957
51.00 John Tatterson vs. Vanderbilt (5/255), Nov. 9, 1974

Best Average Yards Per Punt, Game (min. 8)

47.22 Paul Calhoun vs. Va.Tech (9/425), Oct. 30, 1982
45.66 Rodger Bird vs. Vanderbilt (9/411), Nov. 9, 1963
44.50 Babe Parilli vs. Ga.Tech (8/356), Oct. 6, 1951

Best Average Yards Per Punt, Game (min. 10)

42.90 Dave Hardt vs. Georgia (11/472), Oct. 25, 1969
42.36 Paul Calhoun vs. Georgia (11/466), Oct. 27, 1984
42.18 Dave Hardt vs. Va.Tech (11/464), Oct. 11, 1969

LONG PUNTS

Longest Punts, Game

80 Paul Calhoun vs. Indiana, Sept. 27, 1983
78 Randy Jenkins vs. Tennessee, Nov. 19, 1983

PUNT RETURNS

PUNT RETURNS

Most Punts Returned, Career

113 Mike Siganos (785 yards), 1974-77
69 Dicky Lyons (1065 yards), 1966-68
64 Don Phelps (780 yards), 1946-49
64 Chris Tolbert (585 yards), 1987-90
64 Kurt Johnson (528), 1989-92

Most Punts Returned, Season

43 Mike Siganos (308 yards), 1977
40 Mike Siganos (216 yards), 1976
33 Andy Molls (420 yards), 1981

Most Punts Returned, Game

9 Mike Siganos vs. Tennessee (85), Nov. 20, 1976
7 Chris Jacobs vs. LSU (88), Oct. 18, 1980

PUNT RETURN YARDS

Most Punt Return Yards, Career

1065 Dicky Lyons (69 ret.), 1966-68
785 Mike Siganos (113 ret.), 1974-77
780 Don Phelps (64 ret.), 1946-49

Most Punt Return Yards, Season

420 Andy Molls (33 ret.), 1981
419 Dicky Lyons (25 ret.), 1966
390 Dicky Lyons (24 ret.), 1967

Most Punt Return Yards, Game

195 Andy Molls vs. Vanderbilt (6), Nov. 11, 1981
127 Larry Carter vs. Va.Tech (6), Nov. 4, 1978

AVERAGE YARDS PER RETURN

Best Average Yardage Per Punt Return, Career (min. 40)

15.430 Dicky Lyons (69/1065), 1966-68
12.187 Don Phelps (64/780), 1946-49
12.186 Andy Molls (43/524), 1979-82

Best Average Yardage Per Punt Return, Season (min. 10)

19.13 Don Phelps (15/287), 1946
16.90 Calvin Bird (10/169), 1959
16.76 Dicky Lyons (25/419), 1966

Best Average Yardage Per Punt Return, Game (min. 3)

32.50 Andy Molls vs. Vanderbilt (6/195), Nov. 7, 1981

PUNT RETURN TOUCHDOWNS

Most Punt Return Touchdowns, Career

3 Dicky Lyons, 1966-68
3 Larry Carter, 1976-79

Most Punt Return Touchdowns, Season

2 Larry Carter, 1978
2 Dicky Lyons, 1967
2 Calvin Bird, 1959

Most Punt Return Touchdowns, Game

1 several occasions - last by
Chris Tolbert vs. Cincinnati, Nov. 4, 1989

LONG RETURNS

Longest Punt Returns, Game

t97 Dicky Lyons vs. Houston, Nov. 12, 1966
t88 Larry Carter vs. Va.Tech, Nov. 4, 1978
t88 Don Phelps vs. Marquette, Nov. 9, 1946

KICKOFF RETURNS

KICKOFF RETURNS

Most Kickoff Returns, Career

74 Kurt Johnson (1560 yards), 1989-92
56 Dicky Lyons (1188 yards), 1966-68
41 Doug Kotar (909 yards), 1971-73
41 George Adams (823 yards), 1981-84

Most Kickoff Returns, Season

25 David Hunter (489 yards), 1970
24 Doug Kotar (589 yards), 1971
22 Dicky Lyons (447 yards), 1968

Most Kickoff Returns, Game

6 George Adams vs. Florida (90), Nov. 17, 1984
6 George Adams vs. LSU (59), Nov. 16, 1982
6 Kurt Johnson vs. Florida (98), Nov. 16, 1991
6 Kurt Johnson vs. LSU (99), Oct. 19, 1991

KICKOFF RETURN YARDS

Most Kickoff Return Yards, Career

1560 Kurt Johnson (74 ret.), 1989-92
1188 Dicky Lyons (56 ret.), 1966-68
1001 Calvin Bird (37 ret.), 1958-60
909 Doug Kotar (41 ret.), 1971-73
909 Rodger Bird (38 ret.), 1963-65

Most Kickoff Return Yards, Season

589 Doug Kotar (24 ret.), 1971
537 Kurt Johnson (21 ret.), 1989
489 David Hunter (25 ret.), 1970

Most Kickoff Return Yards, Game

166 Roger Gann vs. Indiana (4), Sept. 20, 1969
159 Tony Mayes vs. Georgia (5), Oct. 22, 1983
158 Harry Jones vs. Tennessee (5), Nov. 24, 1951

AVERAGE YARDS PER RETURN

Best Average Yardage Per Kickoff Return, Career (min. 30)

27.05 Calvin Bird (37/1001), 1958-60
23.92 Rodger Bird (38/909), 1963-65
22.17 Doug Kotar (41/909), 1971-73

Best Average Yardage Per Kickoff Return, Season (min. 10)

30.42 Calvin Bird (14/426), 1959
30.18 Rodger Bird (11/332), 1963
26.78 Tony Mayes (14/375), 1983

KICKOFF RETURN TOUCHDOWNS

Most Kickoff Return Touchdowns, Career

1 Kurt Johnson, 1989-92
1 Doug Kotar, 1971-73
1 Roger Gann, 1967-69
1 Dicky Lyons, 1966-68
1 Rodger Bird, 1963-65
1 Calvin Bird, 1958-60
1 Don Phelps, 1946-49

Most Kickoff Return Touchdowns, Season

1 By seven players – last by
Kurt Johnson, 1989

Most Kickoff Return Touchdowns, Game

1 Kurt Johnson vs. Georgia (100), Oct. 28, 1989
1 Doug Kotar vs. Clemson (98), Sept. 11, 1971
1 Roger Gann vs. Indiana (95), Sept. 20, 1969
1 Dicky Lyons vs. LSU (95), Oct. 21, 1967
1 Rodger Bird vs. Va.Tech (92), Sept. 21, 1963
1 Calvin Bird vs. Xavier (89), Nov. 14, 1959
1 Don Phelps vs. Mich. St. (85), Nov. 2, 1946

LONG RETURNS

Longest Kickoff Returns, Game

t100 Kurt Johnson vs. Georgia, Oct. 28, 1989
t98 Doug Kotar vs. Clemson, Sept. 11, 1971
t95 Roger Gann vs. Indiana, Sept. 20, 1969
t95 Dicky Lyons vs. LSU, Oct. 21, 1967

INTERCEPTIONS

INTERCEPTIONS

Most Interceptions, Career

14 Darryl Bishop (376 yards), 1971-73
11 Wilbur Jamerson (310 yards), 1947-50
11 Tony Mayes (74 yards), 1983-86

Most Interceptions, Season

9 Jerry Claiborne (130 yards), 1949
7 Paul Calhoun (91 yards), 1984
6 Marcus Jenkins (45 yards), 1993

Most Interceptions, Game

3 Greg Long vs. N.Texas (155 yards), Sept. 5, 1981
3 Clayton Webb vs. Xavier (71 yards), Sept. 25, 1948
3 Marcus Jenkins vs Florida (34 yards), Sept. 11, 1993
3 Terry Beadles (21 yards), Sept. 18, 1965
3 Bradley Mills vs. Tulane (2 yards), Nov. 8, 1952

INTERCEPTION RETURN YARDS

Most Interception Return Yards, Career

376 Darryl Bishop (14 int.), 1971-73
310 Wilbur Jamerson (11 int.), 1947-50
221 Greg Long (6 int.), 1978-81

Most Interception Return Yards, Season

197 Dave Hunter (3 int.), 1968
176 Greg Long (4 int.), 1981
149 Darryl Bishop (5 int.), 1972

Most Interception Return Yards, Game

155 Greg Long (3), vs. N.Texas, Sept. 5, 1981

AVERAGE YARDS PER INTERCEPTION RETURN

Best Average Yards Per Return, Career (min. 8)

28.18 Wilbur Jamerson (11/310), 1947-50
26.86 Darryl Bishop (14/376), 1971-73
17.60 Larry Carter (10/176), 1977-79

Best Average Yards Per Return, Season (min. 4)

44.00 Greg Long (4/176), 1981
29.80 Darryl Bishop (5/149), 1972
26.00 Dallas Owens (4/104), 1977

Best Average Yards Per Return, Game (min. 3)

51.67 Greg Long (3/155) vs. N.Texas, Sept. 5, 1981

INTERCEPTION RETURN TOUCHDOWNS

Most Interception Return Touchdowns, Career

3 Dallas Owens, 1974-77
2 Darryl Bishop, 1971-73
2 Greg Long, 1978-81

Most Interception Return Touchdowns, Season

2 Dallas Owens, 1977

Most Interception Return Touchdowns, Game

1 several occasions — last by
Marty Moore vs. Indiana (36), Sept. 19, 1992

LONG RETURNS

Longest Interception Returns, Game

t100 Dave Hunter vs. West Virginia, Nov. 2, 1968
t97 Darryl Bishop vs. Miss.State, Oct. 7, 1972
t95 David Johnson vs. Cincinnati, Sept. 27, 1986
t95 Rodger Bird vs. Auburn, Oct. 3, 1964

UK

Ransdell Passes UK to Upset of Florida

BILL RANSDELL of Elizabethtown put on the most accurate aerial show in UK history by completing 20 of 23 passes (.869 pct.) for 161 yards as Kentucky upset Florida, 10-3, on Nov. 15, 1986, at Commonwealth Stadium . . . Ransdell helped the Wildcats utilize a ball-control passing game on this day as Kentucky held the football for 41 minutes . . . His 20 completions were spread among eight different UK receivers . . . Ransdell ended the contest strong, hitting on his last seven passing attempts.



Bill Ransdell

UK Upsets No. 1 Ole Miss Behind Kestner

RICK KESTNER of Stone had the best day of any Kentucky receiver during his junior campaign in 1964 . . . Kestner hauled in nine passes for 185 yards and three touchdowns in leading the Wildcats to a 27-21 upset of No. 1-ranked Ole Miss at Mississippi Memorial Stadium in Jackson . . . In the third quarter, Kestner was on the receiving end of a 32-yard halfback pass from Rodger Bird to give UK a 13-7 lead . . . Kestner added two additional scores on tosses from QB Rick Norton (60 and 23) as the Wildcats rallied from 14-13 and 21-20 deficits late in the second half for the upset.



Rick Kestner

Kentucky Individual Football Records 1946-1993

TACKLES

TOTAL TACKLES (1971-93)

Most Total Tackles, Career

521	Jim Kovach, 1974-76,78
482	Chris Chenault, 1985-88
475	Jeff Kremer, 1984-87
462	Marty Moore, 1990-93
437	John Grimsley, 1980-83

Most Total Tackles, Season

183	Marty Moore, 1991
180	Jeff Kremer (90solo/90asst), 1987
174	Tom Ehlers (91solo/83asst), 1974
174	Randy Holleran, 1990
164	Jim Kovach (92solo/72asst), 1978
161	Randy Holleran (102solo/59asst), 1988

Most Total Tackles, Game

29	Randy Holleran vs. LSU, Oct. 20, 1990
28	Chris Chenault vs. Vanderbilt, Nov. 7, 1987
25	Jeff Kremer vs. Georgia, Oct. 24, 1987
24	Scott Schroeder vs. Florida, Nov. 13, 1982
24	Chris Chenault vs. Tennessee, Nov. 19, 1988

SOLO TACKLES (1971-93) *

Most Solo Tackles, Career

298	Jim Kovach (521 total), 1974-76,78
264	Chris Chenault (482 total), 1985-88
260	John Grimsley (437 total), 1980-83
253	Jeff Kremer (475 total), 1984-87

Most Solo Tackles, Season

102	Randy Holleran (161 total), 1988
94	Jim Kovach (143 total), 1976
92	Jim Kovach (164 total), 1978

Most Solo Tackles, Game

16	Larry Smith vs. Tulane, Sept. 22, 1984
15	Lester Boyd vs. Georgia, Oct. 27, 1979
15	Scott Schroeder vs. Florida, Nov. 13, 1982

* Solos and assists not kept in 1990-92

ASSISTED TACKLES (1971-93) *

Most Assisted Tackles, Career

223	Jim Kovach (521 total), 1974-76,78
222	Jeff Kremer (475 total), 1984-87
218	Chris Chenault (482 total), 1985-88
182	Kevin McClelland (416 total), 1980-83

Most Assisted Tackles, Season

90	Jeff Kremer (180 total), 1987
83	Chris Chenault (160 total), 1987
83	Tom Ehlers (174 total), 1974

Most Assisted Tackles, Game

16	Chris Chenault vs. Vanderbilt, Nov. 7, 1987
13	Jeff Kremer vs. Georgia, Oct. 24, 1987
13	Jeff Kremer vs. Ole Miss, Oct. 10, 1987

QUARTERBACK SACKS (1971-93)

Most Quarterback Sacks, Career

26	Oliver Barnett, 1986-89
17	Dean Wells, 1989-92
16	Jerry Reese, 1984-87
15	Keith Martin, 1980-83

Most Quarterback Sacks, Season

10	Dean Wells, 1992
9	Oliver Barnett, 1988
8	Dave Lyons, 1982
8	Effley Brooks, 1981
7	Oliver Barnett, 1989
7	Keith Martin, 1981

Most Quarterback Sacks, Game

5	Dean Wells vs. Indiana, Sept. 19, 1992
4	Dave Lyons vs. Vanderbilt, Nov. 6, 1982
3	Oliver Barnett vs. Vanderbilt, Nov. 11, 1989
3	Jerry Reese vs. Ole Miss, Oct. 10, 1987
3	Jerry Reese vs. Tennessee, Nov. 24, 1984

TACKLES FOR LOSS (1971-93)

Most Tackles For Loss, Season

20	Art Still, 1977
9	Richard Jaffe, 1979
9	Effley Brooks, 1981

Most Tackles For Loss, Game

5	Art Still vs. Georgia, Oct. 22, 1977
4	Rick Hayden vs. LSU, Oct. 21, 1978

Kentucky Team Football Records 1946-1993

TOTAL OFFENSE

OFFENSIVE PLAYS

Most Offensive Plays, Season

850	in 1975
837	in 1990
821	in 1977
815	in 1951
801	in 1970

Most Offensive Plays, Game

94	vs. Florida, Nov. 14, 1981
91	vs. Georgia, Oct. 27, 1990
91	vs. Indiana, Sept. 15, 1984
91	vs. Virginia Tech, Sept. 13, 1975
90	vs. Tenn.Tech, Sept. 15, 1951

NET TOTAL YARDS

Most Net Total Yards Gained, Season

4082	in 1950
4007	in 1984
3964	in 1987
3928	in 1951

Most Net Total Yards Gained, Game

646	vs. Tenn.Tech, Sept. 15, 1951
559	vs. Xavier, Nov. 12, 1960
556	vs. Miss. State, Oct. 31, 1992
555	vs. Geo.Washington, Nov. 17, 1951
544	vs. North Dakota, Nov. 18, 1950

AVERAGE YARDS PER PLAY

Best Average Per Offensive Play, Season

5.55	in 1950 (735/4082)
5.39	in 1987 (735/3964)
5.10	in 1984 (785/4007)
5.01	in 1960 (603/3024)

AVERAGE YARDS PER GAME

Best Average Yards Gained Per Game, Season

371.1	in 1950 (11/4082)
364.3	in 1984 (11/4007)
360.4	in 1987 (11/3964)
357.1	in 1951 (11/3928)

FIRST DOWNS

TOTAL FIRST DOWNS

Most First Downs, Season

219	in 1986
216	in 1990
212	in 1987
211	in 1984
210	in 1991

Most First Downs, Game

31	vs. Indiana, Sept. 15, 1984
31	vs. Vanderbilt, Nov. 8, 1980
31	vs. Virginia Tech, Sept. 13, 1975
31	vs. Tenn.Tech, Sept. 15, 1951

FIRST DOWNS RUSHING (1952-93)

Most First Downs by Rushing, Season

153	in 1975
149	in 1976
143	in 1974
138	in 1977

Most First Downs by Rushing, Game

24	vs. Indiana, Sept. 15, 1984
23	vs. Miami (Fla.), Nov. 25, 1949
22	vs. Virginia Tech, Sept. 13, 1975
22	vs. Virginia Tech, Sept. 14, 1974

FIRST DOWNS PASSING (1952-93)

Most First Downs by Passing, Season

106	in 1985
104	in 1990
102	in 1991
94	in 1984
90	in 1986

Most First Downs by Passing, Game

20	vs. Tennessee, Nov. 22, 1969
16	vs. Georgia, Oct. 26, 1991
16	vs. Georgia, Oct. 28, 1989
16	vs. Indiana, Sept. 15, 1990
15	vs. Miss. State, Oct. 31, 1992
15	vs. Vanderbilt, Nov. 8, 1980

15 vs. Utah State, Oct. 10, 1970
15 vs. Miami (Fla.), Nov. 2, 1962
15 vs. Cincinnati, Oct. 14, 195

FIRST DOWNS BY PENALTY (1952-93)

Most First Downs by Penalty, Season

20 in 1987
15 in 1993
15 in 1991
15 in 1985
15 in 1984

Most First Downs by Penalty, Game

6 vs. Florida, Nov. 14, 1987
4 vs. Houston, Nov. 13, 1965
4 vs. Villanova, Oct. 20, 1951

RUSHING

RUSH ATTEMPTS

Most Rush Attempts, Season

724 in 1975
654 in 1976
638 in 1977
632 in 1974

Most Rush Attempts, Game

77 vs. Virginia Tech, Sept. 14, 1974
75 vs. Penn State, Oct. 2, 1976
74 vs. Virginia Tech, Sept. 13, 1975

NET RUSHING YARDS

Most Net Rushing Yards, Season

3124 in 1974
2960 in 1976
2661 in 1975
2638 in 1979

Most Net Rushing Yards, Game

446 vs. Tenn.Tech, Sept. 15, 1951
441 vs. Virginia Tech, Sept. 14, 1974
416 vs. Geo.Washington, Nov. 17, 1951
409 vs. Vanderbilt, Nov. 7, 1953
400 vs. Ohio, Oct. 3, 1987

Least Net Rushing Yards, Season

1006 in 1967
1012 in 1964

Least Net Rushing Yards, Game

-14 vs. Clemson, Oct. 2, 1982

AVERAGE YARDS PER ATTEMPT

Best Average Per Rushing Attempt, Season

4.94 in 1974 (632/3124)
4.86 in 1987 (481/2340)

AVERAGE YARDS PER GAME

Best Rushing Average Per Game, Season

284.0 in 1974 (11/3124)
269.1 in 1976 (11/2960)
241.9 in 1975 (11/2661)

RUSHING TOUCHDOWNS

Most Touchdowns Rushing, Season

29 in 1949
27 in 1950
24 in 1974
24 in 1951

Most Touchdowns Rushing, Game

9 vs. Tenn.Tech, Sept. 15, 1951

PASSING

PASS ATTEMPTS

Most Passes Attempted, Season

390 in 1990
353 in 1985
326 in 1969
312 in 1991
304 in 1984
303 in 1970

Most Passes Attempted, Game

56 vs. Vanderbilt, Nov. 9, 1985
48 vs. Indiana, Sept. 15, 1990
46 vs. Georgia, Oct. 28, 1989
46 vs. Tennessee, Nov. 22, 1969

PASS COMPLETIONS

Most Passes Completed, Season

216 in 1990
189 in 1985
176 in 1991
168 in 1984
160 in 1986
157 in 1970

Most Passes Completed, Game

30 vs. Vanderbilt, Nov. 9, 1985
29 vs. Florida, Nov. 17, 1990
28 vs. Tennessee, Nov. 22, 1969
27 vs. Indiana, Sept. 15, 1990
27 vs. Georgia, Oct. 28, 1989

INTERCEPTIONS THROWN

Most Interceptions Thrown, Season

33 in 1967
28 in 1982
25 in 1980

Most Interceptions Thrown, Game

6 vs. West Virginia, Nov. 1, 1969
6 vs. LSU, Oct. 16, 1965
6 vs. Rutgers, Sept. 8, 1990

NET PASSING YARDS

Most Yards Passing, Season

2318 in 1985
2152 in 1990
2017 in 1991
1975 in 1984
1902 in 1965
1861 in 1980

Most Yards Passing, Game

440 vs. Tennessee, Nov. 22, 1969
393 vs. Houston, Nov. 13, 1965
357 vs. Miss. State, Oct. 31, 1992
338 vs. Cincinnati, Oct. 14, 1950
326 vs. Florida, Nov. 17, 1990

Least Yards Passing, Season

556 in 1975
576 in 1974
712 in 1952

Least Yards Passing, Game

-3 vs. Tennessee, Nov. 19, 1949

COMPLETION PERCENTAGE

Best Completion Percentage, Season

.579 in 1983 (156/269)
.567 in 1986 (160/282)

PASSING AVERAGE PER GAME

Best Passing Average Per Game, Season

210.7 in 1985 (11/2318)
195.6 in 1990 (11/2152)
190.2 in 1965 (10/1902)
183.4 in 1991 (11/2017)
179.5 in 1984 (11/1975)
169.2 in 1969 (10/1692)

TOUCHDOWNS PASSES THROWN

Most Touchdown Passes Thrown, Season

27 in 1950
19 in 1951
14 in 1990

Most Touchdown Passes Thrown, Game

8 vs. North Dakota, Nov. 18, 1950

SCORING

POINTS SCORED

Most Points Scored, Season

380 in 1950
304 in 1949
294 in 1951
273 in 1984

Most Points Scored, Game

83 vs. North Dakota, Nov. 18, 1950
72 vs. Tenn.Tech, Sept. 15, 1951
71 vs. So.Miss., Sept. 17, 1949
70 vs. Xavier, Oct. 5, 1946

Most Points Scored, Half

56 vs. North Dakota, Nov. 18, 1950
39 vs. Tenn.Tech, Sept. 15, 1951
35 vs. Utah State, Sept. 12, 1987

Most Points Scored, Quarter

35 vs. North Dakota, Nov. 18, 1950
28 vs. Georgia, Oct. 23, 1965
28 vs. Cincinnati, Oct. 14, 1950
27 vs. Miss.State, Nov. 11, 1950

Most Points Scored, 1st Quarter

21 vs. Marshall, Oct. 8, 1960
21 vs. North Dakota, Nov. 18, 1950

Most Points Scored, 2nd Quarter

35 vs. North Dakota, Nov. 18, 1950
28 vs. Georgia, Oct. 23, 1965

Most Points Scored, 3rd Quarter

28 vs. Cincinnati, Oct. 14, 1950
22 vs. Virginia Tech, Oct. 29, 1977

Pelfrey Sets Three Kicking Records in Wild Affair vs. Mississippi State

DOUG PELFREY of Edgewood set several UK records for kickers during the course of his career, but he single-handedly established three school records in the same game during the 1992 season ... Pelfrey set Wildcats game records for most field goals made (five), most field goals attempted (seven) and most points by a kicker (18) during a wild 37-36 loss to Mississippi State on Oct. 31, 1992 ... On the evening, Pelfrey was good on field goals of 52, 21, 22, 41 and 32 yards while converting three of three PATs to total 18 points ... He missed a 46-yard field goal attempt with 12 minutes left to play and had the potential game-winning attempt, a 43-yarder, blocked as time expired to give Mississippi State the victory ... Pelfrey broke the mark for most points by a kicker held by Ken Willis with 15 against Rutgers in 1989.



Doug Pelfrey

Kentucky Team Football Records 1946-1993

Bishop's Theft Gives UK Victory

DARRYL BISHOP of Louisville, whose final season was 1973, remains the UK leader in career interceptions with 14 . . . One of his most notable interceptions took place on Nov. 6, 1971, at Dudley Field in Nashville . . . With UK and Vanderbilt knotted at 7-7 and less than 50 seconds to play, Kentucky elected to punt facing a 4th-and-8 situation from its own 44 . . . Walter Overton made a fair catch at the Commodore 30, giving Vandy a first down . . . After QB Steve Burger lost four yards on the first play, the Commodores elected not to use a timeout . . . Then as time expired, Burger lofted a pass toward receiver Gary Chesley . . . The ball never got to Chesley as Bishop picked off the aerial and raced 43 yards for the winning score, giving UK a 14-7 victory on the game's final play.



Darryl Bishop

Most Points Scored, 4th Quarter

21	vs. Kent, Sept. 4, 1993
21	vs. Miss. State, Oct. 6, 1973

POINTS PER GAME

Best Points Per Game Average, Season

34.5	in 1950 (11/380)
27.6	in 1949 (11/304)
26.7	in 1951 (11/294)
24.8	in 1984 (11/273)

PUNTING

PUNTS

Most Punts, Season

90	in 1970
84	in 1969
81	in 1968

Most Punts, Game

13	vs. LSU, Oct. 19, 1985
13	vs. Kansas St., Sept. 19, 1970
13	vs. LSU, Oct. 17, 1959

PUNTING YARDS

Most Punting Yards, Season

3471	in 1970
3257	in 1969
3059	in 1983

Most Punting Yards, Game

537	vs. Kansas St., Sept. 19, 1970
490	vs. Missouri, Sept. 21, 1968

PUNTING AVERAGE

Best Average Yards Per Punt, Season

44.6	in 1984 (60/2677)
43.7	in 1983 (70/3059)

NET PUNTING

Best Net Average Yards Per Punt, Season

39.9	in 1984 (60/2394)

PUNT RETURNS

PUNT RETURNS

Most Punts Returned, Season

49	in 1950
49	in 1947

Most Punts Returned, Game

10	vs. Tennessee, Nov. 20, 1976

PUNT RETURN YARDAGE

Most Punt Return Yards, Season

478	in 1949
456	in 1947
450	in 1950

Most Punt Return Yards, Game

195	vs. Vanderbilt, Nov. 7, 1981
148	vs. Florida St., Nov. 4, 1961

AVERAGE PER PUNT RETURN

Best Average Yards Per Punt Return, Season

15.5	in 1966 (28/434)
15.2	in 1967 (29/446)

KICKOFF RETURNS

KICKOFF RETURNS

Most Kickoffs Returned, Season

51	in 1971
50	in 1990
47	in 1992
44	in 1969

Most Kickoffs Returned, Game

8	vs. Tennessee, Nov. 23, 1985
8	vs. Florida St., Oct. 10, 1964
8	vs. Florida, Nov. 17, 1990

KICKOFF RETURN YARDAGE

Most Kickoff Return Yards, Season

1181	in 1971
975	in 1990
830	in 1992
810	in 1982

Most Kickoff Return Yards, Game

186	vs. Florida St., Oct. 10, 1964
185	vs. Florida, Nov. 13, 1982

AVERAGE PER KICKOFF RETURN

Best Average Yards Per Kickoff Return, Season

25.6	in 1983 (24/615)
24.3	in 1963 (29/705)

INTERCEPTIONS

INTERCEPTIONS

Most Interceptions Made, Season

28	in 1949
27	in 1950
22	in 1970
21	in 1951
20	in 1993 and 1971

Most Interceptions Made, Game

7	vs. Florida, Sept, 11, 1993
6	vs. Xavier, Sept. 25, 1948
5	vs. Virginia Tech, Oct. 30, 1971
5	vs. Memphis State, Nov. 13, 1954
5	vs. North Dakota, Nov. 18, 1950

INTERCEPTION RETURN YARDAGE

Most Interception Return Yards, Season

719	in 1949
387	in 1950
338	in 1948

Most Interception Return Yards, Game

240	vs. Ole Miss, Oct. 1, 1949 (NCAA Record)
160	vs. Cincinnati, Sept. 27, 1986

AVERAGE PER INTERCEPTION RETURN

Best Average Yards Per Int. Return, Season

25.5	in 1986 (9/230)

FUMBLES

FUMBLES

Most Fumbles, Season

56	in 1952
47	in 1979
44	in 1973

Most Fumbles, Game

11	vs. Miss.State, Oct. 18, 1952
9	vs. Cent.Michigan, Sept. 3, 1988
9	vs. Florida, Dec. 6, 1952

FUMBLES LOST

Most Fumbles Lost, Season

29	in 1952
27	in 1950
24	in 1973
24	in 1953

Most Fumbles Lost, Game

6	vs. Georgia, Oct. 28, 1961
6	vs. Memphis St., Nov. 14, 1953
6	vs. Miss.State, Oct. 18, 1952

PENALTIES

PENALTIES

Most Penalties, Season

91	in 1987
83	in 1984
80	in 1989

Most Penalties, Game

18	vs. Georgia Tech, Oct. 6, 1951
13	vs. Ohio, Oct. 3, 1987
13	vs. Ole Miss, Oct. 11, 1986
13	vs. Vanderbilt, Nov. 6, 1954

Least Penalties, Season

37	in 1972
38	in 1993, 1991 and 1966
40	1967 and 1963

PENALTY YARDS

Most Yards Penalized, Season

752	in 1987
697	in 1984
683	in 1959

Most Yards Penalized, Game

169	vs. Tulane, Nov. 1, 1980
148	vs. Miami (Fla.), Oct. 30, 1959

Least Yards Penalized, Season

313	in 1992
320	1993
342	1991

Records Held By Kentucky

NCAA

TEAM

GAME

Interception Return Yards: 240 vs. Ole Miss, 1949

SOUTHEASTERN CONFERENCE

INDIVIDUAL

CAREER

Yards/Interception Return (min. 10): 28.2 Wilbur Jamerson, 1947-50

SEASON

TD Responsibility: 28 Babe Parilli, 1950
Most Punts: 101 Ralph Kercheval, 1933
Most Punting Yards: 4413, Ralph Kercheval, 1933
Punting Average (min. 100): 43.5 Ralph Kercheval, 1933
Yards per Kick Return: 24.8 Calvin Bird, 1959

GAME

TD Passes Thrown: 5 Babe Parilli vs. Cincinnati, No. Dakota, 1950
Most Punts: 30 Bert Johnson vs. Washington & Lee, 1934
Most Punting Yards: 1155 Bert Johnson vs. Wash. & Lee, 1934
Punt Average (min. 10): 52.0 Ralph Kercheval vs. Cincinnati, 1933
Long Kickoff Return: 100 Kurt Johnson vs. Georgia, 1989
Most Kick Return Yards: 235 Dicky Lyons vs. LSU, 1967
Long Interception Return: 100 Bob Davis vs. Wash. & Lee, 1937
100 Dave Hunter vs. West Virginia, 1968

TEAM

SEASON

Most TD Passes: 27 in 1950
Most Interceptions Thrown: 33 in 1967

GAME

Most TDs Passing: 8 vs. North Dakota, 1950
Fewest Interceptions Thrown (min. 30 att.): 0 vs. Vanderbilt (56 att.), 1985
Most Punts: 36 vs. Washington & Lee, 1934
Most Punting Yards: 1386 vs. Washington & Lee, 1934
Punting Average (min. 10): 52.0 vs. Cincinnati, 1933
Yards per Kickoff Return (min. 3): 66.7 vs. Vanderbilt, 1945
Most PAT kicks: 11 vs. North Dakota, 1950
Fewest Rushing Yards Allowed: -93 by Kansas State, 1970
Interception Return Yards: 240 vs. Ole Miss, 1949

SEC Statistical Champions

INDIVIDUAL

RUSHING

Year	Player	G	Att	Yards	PGAvg.
1973	Sonny Collins	11	224	1213	110.3
1974	Sonny Collins	9	177	970	107.8

PASSING

Year	Player	Att	Comp	Yards
1949	Babe Parilli	150	81	1081
1950	Babe Parilli	203	114	1627
1951	Babe Parilli	239	136	1643
1954	Bob Hardy	108	57	887
1964	Rick Norton	202	106	1514

PASS RECEIVING

Year	Player	Rec	Yards	Avg.
1958	Calvin Bird	21	373	17.7
1961	Tom Hutchinson	32	543	16.9

TOTAL OFFENSE

Year	Player	Rush	Pass	Total
1950	Babe Parilli	54	1627	1681
1964	Rick Norton	-195	1514	1319

SCORING

Year	Player	TD	PAT	FG	Pts
1936	Bob Davis	11	0	0	66
1937	Bob Davis	9	0	0	54
1950	Wilbur Jamerson	10	0	0	60
1950	Al Bruno	10	0	0	60
1965	Rodger Bird	13	0	0	78
1967	Dicky Lyons	11	4	1	73
1968	Dicky Lyons	11	0	0	66
1973	Sonny Collins	13	1	0	80

PUNTING

Year	Player	Punts	Yards	Avg.
1983	Paul Calhoun	69	2981	43.2

PUNT RETURNS

Year	Player	No.	Yards	Avg.	TD
1989	Chris Tolbert	16	212	13.3	1

TEAM

SCORING OFFENSE

Year	Games	Points	PGAvg.
1949	11	304	27.6
1950	11	380	34.5

SCORING DEFENSE

Year	Games	Points	PGAvg.
1949	11	53	4.8
1977	11	111	10.1

PASSING OFFENSE

Year	Games	Att	Comp	Yards	PGAvg.
1950	11	230	125	1714	155.8
1960	10	220	114	1633	163.3
1964	10	230	114	1609	160.9

RUSHING DEFENSE

Year	Games	Atts	Yards	PGAvg.
1949	11	455	788	71.6
1977	11	493	1322	120.2

PASSING DEFENSE

Year	Games	Att	Comp	Yards	PGAvg.
1981	11	236	123	1405	127.7

TOTAL DEFENSE

Year	Games	Att	Yards	PGAvg.
1949	11	661	1692	153.8
1950	11	674	1895	172.2
1977	11	728	2590	235.5

PUNT RETURNS

Year	Games	No.	Yards	TD	Avg.
1989	11	33	398	1	12.1

PENALTY YARDS

Year	Games	Pen.	Yards	Yds/Gm
1991	11	38	342	31.09
1993	11	38	320	29.09

Kentucky Career Leaders ... 1946-1993

Annual Total Offense Leaders

YR	PLAYER	RUSH	PASS	PLAYS	YDS
1993	Pookie Jones	288	1071	293	1359
1992	Pookie Jones	295	1434	343	1729
1991	Pookie Jones	271	954	235	1225
1990	Freddie Maggard	-23	1051	224	1028
1989	Freddie Maggard	-69	1515	334	1446
1988	Glenn Fohr	9	1260	255	1269
1987	Mark Higgs	1278	0	193	1278
1986	Bill Ransdell	30	1610	347	1640
1985	Bill Ransdell	-24	1744	273	1720
1984	Bill Ransdell	-60	1748	301	1688
1983	Randy Jenkins	-85	1272	242	1187
1982	Randy Jenkins	-93	933	234	840
1981	Randy Jenkins	-177	1079	209	902
1980	Larry McCrimmon	0	1060	159	1060
1979	Shawn Donigan	847	0	187	847
1978	Larry McCrimmon	-65	752	160	687
1977	Derrick Ramsey	618	892	315	1510
1976	Derrick Ramsey	771	659	290	1430
1975	Sonny Collins	1150	0	248	1150
1974	Mike Fanuzzi	909	438	262	1347
1973	Sonny Collins	1213	0	224	1213
1972	Dinky McKay	94	879	286	973
1971	Bernie Scruggs	374	554	216	972
1970	Bernie Scruggs	115	1181	308	1246
1969	Bernie Scruggs	31	969	299	1000
1968	Stan Forston	78	643	177	721
1967	Dave Bair	85	634	210	719
1966	Terry Beadles	109	725	214	834
1965	Rick Norton	-117	1823	271	1706
1964	Rick Norton	-195	1514	272	1319
1963	Rick Norton	-63	1177	269	1114
1962	Jerry Woolum	-133	1100	234	967
1961	Jerry Woolum	-75	892	152	817
1960	Jerry Woolum	26	767	162	793
1959	Charles Sturgeon	417	0	10	417
1958	Jerry Eisaman	83	449	87	532
1957	Bobby Cravens	669	12	142	681
1956	Bobby Cravens	338	0	78	338
1955	Bob Hardy	64	777	192	841
1954	Bob Hardy	122	887	199	1009
1953	Ralph Paolone	620	0	108	620
1952	Allen Felch	623	0	130	623
1951	Babe Parilli	-161	1643	269	1482
1950	Babe Parilli	54	1627	234	1681
1949	Babe Parilli	-141	1081	181	940
1948	George Blanda	-49	967	136	918
1947	Don Phelps	416	89	84	505
1946	Phil Cutchin	140	399	110	539



Rick Norton

CAREER TOTAL OFFENSE LEADERS

NO.	PLAYER	YEARS	RUSH	PASS	PLAYS	YARDS
1.	Bill Ransdell	1983-86	-108	5564	996	5456
2.	Pookie Jones	1991-93	854	3459	871	4313
3.	Rick Norton	1963-65	-375	4514	812	4139
4.	Babe Parilli	1949-51	-248	4351	684	4103
5.	Randy Jenkins	1979-83	-306	4148	870	3842
6.	Sonny Collins	1972-75	3835	0	777	3835
7.	Derrick Ramsey	1975-77	1764	1653	719	3417
8.	Bernie Scruggs	1969-71	570	2704	822	3274
9.	Mark Higgs	1984-87	2892	0	532	2892
10.	Mike Fanuzzi	1971-74	1484	1293	563	2777

CAREER RUSHING LEADERS

NO.	PLAYER	YEARS	ATT	YARDS	AVG	TD
1.	Sonny Collins	1972-75	777	3835	4.9	26
2.	Mark Higgs	1984-87	532	2892	5.4	25
3.	George Adams	1981-84	638	2648	4.2	25
4.	Marc Logan	1983-86	389	1769	4.5	11
5.	Derrick Ramsey	1975-77	446	1764	3.9	25
6.	Rodger Bird	1963-65	397	1699	4.2	21
7.	Ivy Joe Hunter	1985-88	361	1687	4.7	19
8.	Bill Leskovar	1949-51	324	1664	5.1	9
9.	Steve Campassi	1972-75	370	1609	4.3	8
10.	Al Baker	1986-90	378	1534	4.1	15
11.	Mike Fanuzzi	1971-74	344	1484	4.3	16
12.	Bobby Cravens	1956-58	323	1448	4.5	6
13.	Alfred Rawls	1988-89	286	1370	4.8	16
14.	Randy Brooks	1976-80	358	1314	3.7	6
15.	Don Phelps	1946-49	295	1297	4.4	15
16.	Chris Hill	1975-78	260	1264	4.9	4
17.	Rod Stewart	1975-78	268	1250	4.7	9
18.	Doug Kotar	1971-73	293	1167	3.9	5
19.	Shawn Donigan	1978-82	264	1120	4.2	4
20.	Roger Gann	1967-69	281	1047	3.7	4
21.	Dicky Lyons	1966-68	328	1042	3.2	18
22.	Tom Fillion	1951-53	208	1017	4.9	8
23.	Terry Samuels	1990-93	247	1012	4.1	5
	Moe Williams	1993----	164	928	5.7	5
	Damon Hood	1991----	235	909	3.9	9

CAREER PASSING LEADERS

NO.	PLAYER	YEARS	COM	ATT	INT	PCT	YARDS	TD
1.	Bill Ransdell	1983-86	469	816	29	.575	5564	22
2.	Rick Norton	1963-65	298	598	44	.498	4514	26
3.	Babe Parilli	1949-51	331	592	37	.559	4351	50
4.	Randy Jenkins	1979-83	363	699	53	.519	4148	24
5.	Pookie Jones	1991-93	263	504	19	.522	3459	16
6.	Jerry Woolum	1960-62	216	407	24	.531	2759	11
7.	Bernie Scruggs	1969-71	239	493	31	.485	2704	13
8.	Freddie Maggard	1988-91	239	419	19	.570	2566	12
9.	Glenn Fohr	1987-88	165	364	20	.453	2233	11
10.	Bob Hardy	1953-55	139	261	19	.532	2082	18
11.	Larry McCrimmon	1978-80	104	243	21	.427	1812	11
12.	Derrick Ramsey	1975-77	130	273	14	.476	1653	14
13.	George Blanda	1947-48	120	242	16	.495	1451	12
14.	Kevin Dooley	1984-87	121	251	10	.482	1402	6
15.	Brad Smith	1989-91	134	251	11	.534	1371	8
16.	Jerry Eisaman	1958-60	94	191	10	.492	1308	13

Kentucky Career Leaders ... 1946-1993

CAREER RECEIVING LEADERS

NO.	PLAYER	YEARS	REC	YARDS	AVG	TD
1.	Tom Hutchinson	1960-62	94	1483	15.7	9
2.	Felix Wilson	1977-79	90	1508	16.8	10
3.	Phil Logan	1987-90	83	1219	14.7	7
	Terry Samuels	1990-93	83	594	7.7	5
5.	Rick Kestner	1963-65	82	1280	15.6	10
6.	George Adams	1981-84	79	609	7.7	2
7.	Joe Phillips	1981-84	75	935	12.5	9
	Steve Meilinger	1951-53	75	1210	16.1	17
9.	Kurt Johnson	1989-92	72	921	12.8	5
	Larry Seiple	1964-66	72	1422	19.8	10
11.	Phil Thompson	1967-69	69	841	12.2	3
12.	Eric Pitts	1983-86	67	844	12.6	2
	Jim Grant	1969-71	67	800	11.9	2

CAREER ALL-PURPOSE YARDAGE LEADERS

NO.	PLAYER	YEARS	RUSH	REC	PRET	KOR	YARDS
1.	Sonny Collins	1972-75	3835	105	0	183	4123
2.	George Adams	1981-84	2648	609	0	823	4080
3.	Dicky Lyons	1966-68	1042	287	1065	1188	3582
4.	Mark Higgs	1984-87	2892	483	0	12	3387
5.	Rodger Bird	1963-65	1699	532	193	909	3333
6.	Marc Logan	1983-86	1769	591	0	796	3156
7.	Kurt Johnson	1989-92	87	921	528	1560	3096
8.	Don Phelps	1946-49	1297	204	780	580	2861
9.	Calvin Bird	1958-60	633	746	306	1001	2686
10.	Larry Seiple	1964-66	715	1422	0	408	2545

CAREER SCORING LEADERS

NO.	PLAYER	YEARS	TD	FG	PAT	PTS
1.	Joey Worley	1984-87	0	57	75	246
2.	Doug Pelfrey	1990-92	0	34	65	167
3.	George Adams	1981-84	27	0	2	166
4.	Dicky Lyons	1966-68	26	1	4	163
5.	Rodger Bird	1963-65	27	0	0	162
6.	Sonny Collins	1972-75	26	0	2	160
7.	Derrick Ramsey	1975-77	25	0	1	152
8.	Mark Higgs	1984-87	25	0	0	150
	Calvin Bird	1958-60	23	0	12	150

CAREER PUNTING LEADERS (min. 75)

NO.	PLAYER	YEARS	PUNTS	YARDS	AVG	LONG
1.	Paul Calhoun	1981-84	198	8432	42.58	80
2.	George Blanda	1946-48	149	5926	39.771	62
3.	Lou Michaels	1955-57	122	4852	39.770	71
4.	Bill Hawk	1989-91	185	7348	39.71	75
5.	Jay Tesar	1985-88	157	6229	39.67	67
6.	Larry Seiple	1964-66	154	6106	39.64	66
7.	Dave Hardt	1968-70	248	9737	39.26	71
8.	John Tatterson	1972-74	191	7493	39.23	71
9.	Dom Fucci	1949-50	86	3329	38.70	—
10.	Randy Jenkins	1979-83	143	5467	38.23	78

Annual Rushing Leaders

YR	PLAYER	ATT	YARDS	AVG	TD
1993	Moe Williams	164	928	5.7	5
1992	Terry Samuels	98	380	3.9	4
1991	Terry Samuels	77	307	4.0	1
1990	Al Baker	170	780	4.6	10
1989	Alfred Rawls	185	893	4.8	9
1988	Alfred Rawls	101	477	4.7	7
1987	Mark Higgs	193	1278	6.6	10
1986	Ivy Joe Hunter	103	621	6.0	6
1985	Marc Logan	175	715	4.1	3
1984	George Adams	253	1085	4.2	13
1983	George Adams	166	763	4.6	7
1982	George Adams	185	720	3.9	5
1981	Lawrence Lee	78	275	3.5	1
1980	Randy Brooks	166	578	3.5	3
1979	Shawn Donigan	187	847	4.5	4
1978	Freddie Williams	89	313	3.5	1
1977	Derrick Ramsey	159	618	3.9	13
1976	Derrick Ramsey	187	771	4.1	10
1975	Sonny Collins	248	1150	4.6	5
1974	Sonny Collins	177	970	5.5	5
1973	Sonny Collins	224	1213	5.4	13
1972	Sonny Collins	128	502	3.9	3
1971	Lee Clymer	96	455	4.7	3
1970	Lee Clymer	118	441	3.7	0
1969	Roger Gann	180	646	3.6	3
1968	Dicky Lyons	134	392	2.9	8
1967	Dicky Lyons	138	473	3.4	8
1966	Bob Windsor	101	356	3.5	2
1965	Rodger Bird	179	646	3.6	12
1964	Rodger Bird	133	671	5.0	7
1963	Rodger Bird	85	382	4.5	2
1962	Darrell Cox	81	363	4.4	1
1961	Gary Steward	79	285	3.6	3
1960	Charles Sturgeon	58	291	5.0	3
1959	Charles Sturgeon	101	417	4.1	2
1958	Bobby Cravens	104	441	4.2	2
1957	Bobby Cravens	141	669	4.7	4
1956	Bobby Cravens	78	338	4.3	0
1955	Bob Dougherty	94	401	4.3	0
1954	Dick Rushing	75	369	4.9	2
1953	Ralph Paolone	108	620	5.7	4
1952	Allen Felch	130	623	4.8	0
1951	Tom Fillion	117	671	5.7	4
1950	Bill Leskovar	118	673	5.7	3
1949	Bill Leskovar	152	722	4.7	5
1948	Ralph Genito	54	327	6.0	-
1947	Don Phelps	80	416	5.2	-
1946	Don Phelps	57	271	4.7	-



Sonny Collins

Kentucky Career Leaders ... 1946-1993

Annual Passing Leaders

YR	PLAYER	COM-ATT-INT	PCT.	YDS	TD
1993	Pookie Jones	85-163-7	.522	1071	8
1992	Pookie Jones	97-203-8	.478	1434	5
1991	Pookie Jones	81-138-4	.587	954	3
1990	Freddie Maggard	109-188-7	.580	1051	6
1989	Freddie Maggard	130-231-12	.563	1515	6
1988	Glenn Fohr	91-201-12	.453	1260	5
1987	Glenn Fohr	74-163- 8	.454	973	6
1986	Bill Ransdell	151-256- 9	.589	1610	3
1985	Bill Ransdell	133-231- 6	.576	1744	5
1984	Bill Ransdell	148-266-11	.556	1748	11
1983	Randy Jenkins	118-203-10	.581	1272	10
1982	Randy Jenkins	92-187- 2	.492	933	2
1981	Randy Jenkins	84-170- 8	.494	1079	6
1980	Larry McCrimmon	69-137-10	.504	1060	3
1979	Terry Henry	30- 76- 6	.395	408	5
1978	Larry McCrimmon	35-106-11	.330	752	8
1977	Derrick Ramsey	74-156- 6	.484	892	6
1976	Derrick Ramsey	51-103- 6	.495	659	7
1975	Cliff Hite	35-101- 3	.347	430	2
1974	Mike Fanuzzi	32- 83- 5	.386	438	4
1973	Mike Fanuzzi	33- 84- 4	.393	572	5
1972	Dinky McKay	80-185-15	.432	879	1
1971	Bernie Scruggs	44-102- 8	.431	554	3
1970	Bernie Scruggs	115-209-12	.550	1181	7
1969	Bernie Scruggs	80-183-11	.430	969	3
1968	Stan Forston	48-129-12	.372	643	1
1967	Dave Bair	66-164-21	.403	634	3
1966	Terry Beadles	47-113-13	.416	725	5
1965	Rick Norton	113-214-16	.528	1823	11
1964	Rick Norton	106-202-10	.524	1514	9
1963	Rick Norton	79-182-18	.412	1177	6
1962	Jerry Woolum	83-157- 9	.528	1100	4
1961	Jerry Woolum	70-125- 7	.560	892	4
1960	Jerry Woolum	63-125- 8	.504	767	3
1959	Lowell Hughes	30- 67- 5	.448	375	1
	Jerry Eisaman	29- 71- 5	.414	310	4
1958	Jerry Eisaman	30- 53- 2	.566	449	3
	Lowell Hughes	36- 72- 6	.500	437	2
1957	Lowell Hughes	40- 83- 9	.482	447	2
1956	Delmar Hughes	14- 42- 3	.333	206	3
1955	Bob Hardy	58-106- 5	.547	777	8
1954	Bob Hardy	57-108-11	.527	887	5
1953	Bob Hardy	24- 47- 3	.510	418	5
1952	Dick Shatto	19- 54- 3	.354	221	2
1951	Babe Parilli	136-239-12	.569	1643	19
1950	Babe Parilli	114-203-12	.561	1627	23
1949	Babe Parilli	81-150-13	.540	1081	8
1948	George Blanda	67-128- 6	.523	967	7
1947	George Blanda	53-114-10	.465	484	5
1946	Phil Cutchin	26- 56- 4	.464	399	-



Babe Parilli

CAREER PUNT RETURN LEADERS (min. 40)

NO.	PLAYER	YEARS	RET	YARDS	AVG	TD	LP
1.	Dicky Lyons	1966-68	69	1065	15.43	3	97
2.	Don Phelps	1946-49	64	780	12.187	1	88
3.	Andy Molls	1979-82	43	524	12.186	1	87
4.	Brian Williams	1982-85	63	595	9.44	1	57
5.	Larry Carter	1976-79	63	581	9.22	3	88

CAREER KICKOFF RETURN LEADERS (min. 30)

NO.	PLAYER	YEARS	RET	YARDS	AVG	TD	LP
1.	Calvin Bird	1958-60	37	1001	27.05	1	89
2.	Rodger Bird	1963-65	38	909	23.92	1	92
3.	Doug Kotar	1971-73	41	909	22.17	1	98
4.	Dicky Lyons	1966-68	56	1188	21.21	1	95
5.	Kurt Johnson	1989-92	74	1560	21.08	1	100

CAREER INTERCEPTION LEADERS

NO.	PLAYER	YEARS	INT	YARDS	AVG	TD
1.	Darryl Bishop	1971-73	14	376	26.85	3
2.	Wilbur Jamerson	1947-50	11	310	28.18	1
	Tony Mayes	1983-86	11	74	6.72	0
4.	Larry Carter	1977-79	10	176	17.60	0
	Buzz Burnam	1970-72	10	57	5.70	0

SEASON TOTAL OFFENSE LEADERS

NO.	PLAYER	YEAR	RUSH	PASS	PLAYS	YARDS
1.	Pookie Jones	1992	295	1434	343	1729
2.	Bill Ransdell	1985	-24	1744	273	1720
3.	Rick Norton	1965	-117	1823	271	1706
4.	Bill Ransdell	1984	-60	1748	301	1688
5.	Babe Parilli	1950	54	1627	234	1681
6.	Bill Ransdell	1986	30	1610	347	1640
7.	Derrick Ramsey	1977	618	892	315	1510
8.	Babe Parilli	1951	-161	1643	269	1482
9.	Freddie Maggard	1989	-69	1515	334	1446
10.	Derrick Ramsey	1976	771	659	290	1430

SEASON RUSHING LEADERS

NO.	PLAYER	YEAR	ATT	YARDS	AVG	TD
1.	Mark Higgs	1987	193	1278	6.6	10
2.	Sonny Collins	1973	224	1213	5.4	13
3.	Sonny Collins	1975	248	1150	4.6	5
4.	George Adams	1984	253	1085	4.2	13
5.	Sonny Collins	1974	177	970	5.5	5
6.	Moe Williams	1993	164	928	5.7	5
7.	Mike Fanuzzi	1974	179	909	5.1	11
8.	Alfred Rawls	1989	185	893	4.8	9
9.	Shawn Donigan	1979	187	847	4.5	4
10.	Al Baker	1990	170	780	4.6	10

Kentucky Career Leaders ... 1946-1993

SEASON PASSING LEADERS

NO.	PLAYER	YEAR	COM	ATT	INT	PCT	YARDS	TD
1.	Rick Norton	1965	113	214	16	.528	1823	11
2.	Bill Ransdell	1984	148	266	11	.556	1748	11
3.	Bill Ransdell	1985	133	231	6	.576	1744	5
4.	Babe Parilli	1951	136	239	12	.569	1643	19
5.	Babe Parilli	1950	114	203	12	.561	1627	23
6.	Bill Ransdell	1986	151	256	9	.589	1610	3
7.	Freddie Maggard	1989	130	231	12	.563	1515	6
8.	Rick Norton	1964	106	202	10	.524	1514	9
9.	Pookie Jones	1992	97	203	8	.478	1434	5
10.	Randy Jenkins	1983	118	203	10	.581	1272	10

SEASON RECEIVING LEADERS

NO.	PLAYER	YEAR	REC	YARDS	AVG	TD
1.	Neal Clark	1991	47	647	13.8	3
2.	Felix Wilson	1978	43	727	16.9	4
3.	Rick Kestner	1964	42	639	15.2	6
4.	Jack Alvarez	1972	41	487	11.9	0
	Steve Meilinger	1951	41	576	14.0	8
6.	Al Bruno	1950	38	589	15.5	10
7.	Phil Logan	1990	37	565	15.3	4
8.	Phil Thompson	1967	36	377	10.5	2
9.	Al Baker	1990	35	317	9.1	2
10.	Terry Samuels	1990	34	223	6.6	2








Moe Williams—whose 928 rushing yards as a freshman rank him sixth in season rushing leaders—goes over the top to score against Vanderbilt.

Annual Receiving Leaders

YR	PLAYER	REC	YARDS	AVG	TD
1993	Alfonzo Browning	20	335	16.8	4
	Mark Chatmon	20	294	14.7	1
1992	Kurt Johnson	20	318	15.9	1
1991	Neal Clark	47	647	13.8	3
1990	Phil Logan	37	565	15.3	4
1989	Phil Logan	28	337	12.0	1
1988	Ivy Joe Hunter	17	160	9.4	0
1987	Charlie Darrington	26	365	14.0	2
1986	Cornell Burbage	24	331	13.8	0
1985	Marc Logan	32	314	9.8	2
1984	George Adams	33	330	10.0	1
1983	Oliver White	26	252	9.7	0
1982	Robert Mangas	22	293	13.2	2
1981	Rick Massie	29	448	15.4	1
1980	Jim Campbell	33	394	11.9	4
1979	Felix Wilson	33	534	16.2	3
1978	Felix Wilson	43	727	16.9	4
1977	Dave Trosper	25	340	13.6	2
1976	Randy Burke	15	152	10.1	0
1975	Vin Hoover	18	198	11.0	1
1974	Randy Burke	12	127	10.6	1
1973	Elmore Stephens	16	282	17.6	4
1972	Jack Alvarez	41	487	11.9	0
1971	Jim Grant	10	205	20.5	1
	Lee Clymer	10	155	15.5	1
1970	Jim Grant	24	251	10.4	0
	David Hunter	24	224	9.3	2
1969	Jim Grant	33	344	10.4	1
1968	Phil Thompson	29	397	13.7	0
	Vic King	29	375	12.9	1
1967	Phil Thompson	36	377	10.5	2
1966	Larry Seiple	28	499	17.8	4
1965	Bob Windsor	30	426	14.2	2
1964	Rick Kestner	42	639	15.2	6
1963	Darrell Cox	20	333	16.7	2
1962	Tom Hutchinson	32	485	15.1	1
1961	Tom Hutchinson	32	543	16.9	4
1960	Tom Hutchinson	30	455	15.2	4
1959	Calvin Bird	16	151	9.4	0
1958	Calvin Bird	21	373	17.8	4
1957	Jim Urbaniak	13	194	14.9	3
	Bobby Cravens	13	143	11.0	0
1956	Doug Shively	7	107	15.3	1
1955	H. Schnellenberger	20	287	14.3	6
1954	H. Schnellenberger	19	254	13.4	3
1953	Steve Meilinger	18	308	17.1	3
1952	Steve Meilinger	16	326	20.4	6
1951	Steve Meilinger	41	576	14.0	8
1950	Al Bruno	38	589	15.5	10
1949	Al Bruno	12	224	18.7	0
	Nick Odlivak	12	108	9.0	1
1948	Wallace Jones	19	243	12.8	5
1947	Wallace Jones	9	93	10.3	2
1946	Not available	-	-	-	-



Felix Wilson

Annual All-Purpose Leaders

YR	PLAYER	RUSH	REC	PRET	KOR	TOTAL
1993	Moe Williams	928	41	0	0	969
1992	Kurt Johnson	-3	318	187	330	832
1991	Kurt Johnson	52	385	129	406	972
1990	Al Baker	780	317	0	0	1,097
1989	Alfred Rawls	893	182	0	0	1,075
1988	Ivy Joe Hunter	451	160	0	272	883
1987	Mark Higgs	1,278	123	0	0	1,401
1986	Marc Logan	546	155	0	158	859
1985	Marc Logan	715	314	0	285	1,314
1984	George Adams	1,085	330	0	274	1,689
1983	George Adams	763	154	0	151	1,068
1982	George Adams	720	43	0	345	1,108
1981	Rick Massie	0	448	0	0	448
1980	Randy Brooks	578	180	0	42	800
1979	Chris Jones	770	85	0	17	872
1978	Felix Wilson	0	727	0	0	727
1977	Derrick Ramsey	618	0	0	0	618
1976	Chris Hill	606	93	-7	270	962
1975	Sonny Collins	1,150	-1	0	40	1,189
1974	Sonny Collins	970	23	0	73	1,066
1973	Sonny Collins	1,213	64	0	70	1,347
1972	Doug Kotar	361	-1	0	244	604
1971	Doug Kotar	375	40	0	589	1,004
1970	David Hunter	49	224	0	489	762
1969	Roger Gann	646	329	0	391	1,366
1968	Dicky Lyons	392	201	256	447	1,396
1967	Dicky Lyons	473	76	390	474	1,413
1966	Larry Seiple	256	499	0	120	875
1965	Larry Seiple	446	635	0	159	1,240
1964	Rodger Bird	671	191	147	195	1,204
1963	Rodger Bird	382	208	45	332	967
1962	Darrell Cox	363	310	131	296	1,100
1961	Tom Hutchinson	0	5430	0	543	
1960	Calvin Bird	129	222	119	344	814
1959	Calvin Bird	336	151	169	426	1,082
1958	Calvin Bird	168	373	18	231	790
1957	Bobby Cravens	669	143	78	239	1,129
1956	Bobby Cravens	338	0	90	180	608
1955	Don Netoskie	276	112	119	175	682
1954	Dick Mitchell	361	27	109	158	655
1953	Steve Meilinger	336	308	67	127	838
1952	Steve Meilinger	382	326	0	41	749
1951	Harry Jones	361	104	64	435	964



George Adams

Longest Plays ... 1946-1993

RUSHING

t91 Harry Jones vs. George Washington, 1951
88 Bernie Scruggs vs. Georgia, 1970
t88 Bill Ransdell vs. Xavier, 1960
t85 Mark Higgs vs. Utah State, 1987
t85 Don Phelps vs. Michigan State, 1946
t84 Mark Higgs vs. Vanderbilt, 1984
t83 Ralph Genito vs. Miami (Fla.), 1948
t82 Pete Venable vs. Bowling Green, 1979
t82 Bob Kosid vs. Detroit, 1963
t80 Ken Northington vs. Vanderbilt, 1974
t76 Mark Higgs vs. Rutgers, 1984
t76 Rodger Bird vs. LSU, 1964
t73 Alfred Rawls vs. LSU, 1989
73 Rod Stewart vs. Georgia, 1978
t70 Moe Williams vs. Florida, 1993
t70 Larry Seiple vs. Ole Miss, 1965
t70 Norman Klein vs. Xavier, 1948
t69 Alfred Rawls vs. Rutgers, 1989
68 Dicky Lyons vs. Tennessee, 1967
t66 Sonny Collins vs. Tulane, 1974
t65 Sonny Collins vs. Miss. State, 1973
65 Joe Platt vs. Miss. State, 1953
t64 Randy Wyatt vs. South Carolina, 1993
t64 Mike Fanuzzi vs. Miami (Ohio), 1974
t64 Lowell Hughes vs. Memphis State, 1957
t63 Alfred Rawls vs. Indiana, 1989
t63 Lawrence Lee vs. Central Michigan, 1983
t63 Ernie Lewis vs. Virginia Tech, 1973
t62 Henry Parks vs. LSU, 1981
62 Rod Stewart vs. Penn State, 1976
62 Joe Platt vs. Ole Miss, 1953
t61 Derrick Ramsey vs. Penn State, 1976
t60 Pookie Jones vs. Kent, 1993
60 Greg Woods vs. Georgia, 1976
t-touchdown

PASSING

t92 Dave Bair/Dicky Lyons vs. Georgia, 1968
t83 Randy Jenkins/Allan Watson vs. Indiana, 1980
82 Bill Ransdell/Cisco Bryant vs. BGSU, 1985
t80 Larry McCrimmon/Felix Wilson vs. Florida, 1978
78 Terry Beadles/Larry Seiple vs. Tennessee, 1966
t77 Pookie Jones/Tim Calvert vs. Cincinnati, 1992
t77 Derrick Ramsey/Dave Trosper vs. Tennessee, 1975
t77 Jerry Woolum/Tom Hutchinson vs. LSU, 1961
t76 Rick Norton/Bob Windsor vs. Auburn, 1965
75 Dicky Lyons/Dan Spanish vs. Vanderbilt, 1966
t75 Rick Norton/Larry Seiple vs. Houston, 1965
t74 Rick Norton/Larry Seiple vs. Auburn, 1965
t74 Herb Hunt/Steve Meilinger vs. Cincinnati, 1952
t73 Juan Portela/Frank McDaniels vs. West Virginia, 1979
t73 Freddie Maggard/Al Baker vs. Florida, 1990
73 Rick Norton/Rick Kestner vs. Baylor, 1963
t73 John Rampulla/Tom Hutchinson vs. Tennessee, 1961
t72 Rick Norton/Darrell Cox vs. Detroit, 1963
t71 Bernie Scruggs/Al Godwin vs. Indiana, 1969
t70 Glenn Fohr/John Bolden vs. LSU, 1988
t70 Bernie Scruggs/David Hunter vs. LSU, 1970
70 Terry Beadles/Larry Seiple vs. Houston, 1966
t-touchdown

PUNTS

80 Paul Calhoun vs. Indiana, 1983
78 Randy Jenkins vs. Tennessee, 1983
75 Bill Hawk vs. Tennessee, 1991
71 Kevin Kelly vs. Miss.State, 1977
71 John Tatterson vs. LSU, 1972
71 Dave Hardt vs. Virginia Tech, 1969
71 Lou Michaels vs. Florida, 1957
68 Nicky Nickels vs. Indiana, 1993
68 Bill Hawk vs. Central Michigan, 1990
67 Jeff Nelson vs. Ole Miss, 1986
67 Jay Tesar vs. Georgia, 1985
67 Randy Jenkins vs. Alabama, 1980
67 Dicky Lyons vs. Georgia, 1967
67 Lou Michaels vs. Memphis State, 1955
66 Bill Hawk vs. Vanderbilt, 1991
66 Pete Gemmill vs. Vanderbilt, 1975
66 Larry Seiple vs. Vanderbilt, 1965
65 Dave Hardt vs. North Carolina, 1970
65 Bill Hawk vs. Tennessee, 1990

FIELD GOALS

53 Doug Pelfrey vs. Indiana, 1991
53 Doug Pelfrey vs. Cincinnati, 1991
52 Doug Pelfrey vs. LSU, 1992
52 Doug Pelfrey vs. Mississippi State, 1992
52 Doug Pelfrey vs. Florida, 1991
52 Joey Worley vs. Wisconsin, 1984
52 Rick Strein vs. Kansas, 1981
52 Joe Bryant vs. Virginia Tech, 1977
52 John Pierce vs. Florida, 1974
51 Joe Bryant vs. Georgia, 1977
51 Joe Bryant vs. Georgia, 1977
50 Doug Pelfrey vs. Florida, 1992
50 Doug Pelfrey vs. LSU, 1991
50 Doug Pelfrey vs. Central Michigan, 1990
50 Ken Willis vs. North Carolina, 1989
50 Joey Worley vs. Vanderbilt, 1984
50 Chris Caudell vs. Kansas State, 1983
49 Joey Worley vs. Ole Miss, 1987
49 Joey Worley vs. LSU, 1986
49 Joey Worley vs. Tennessee, 1986
49 Joey Worley vs. Tennessee, 1986
49 Tommy Griggs vs. Clemson, 1981
48 Ken Willis vs. Florida, 1988
48 Rick Strein vs. Alabama, 1981
48 John Pierce vs. Vanderbilt, 1974
48 John Pierce vs. LSU, 1974

PUNT RETURNS

t97 Dicky Lyons vs. Houston, 1966
t88 Larry Carter vs. Virginia Tech, 1978
t88 Don Phelps vs. Marquette, 1946
t87 Andy Molls vs. Vanderbilt, 1981
t84 Darrell Cox vs. Florida State, 1961
t78 Bill Mitchell vs. Maryland, 1956
t73 Larry Carter vs. Ole Miss, 1978
t72 Dicky Lyons vs. Tennessee, 1966
t72 Harry Jones vs. Villanova, 1952
t71 Dicky Lyons vs. Auburn, 1967
67 Andy Molls vs. Vanderbilt, 1981
t64 Dee Smith vs. Utah State, 1987
64 Andy Molls vs. Virginia Tech, 1982
62 Dicky Lyons vs. West Virginia, 1966
t62 Calvin Bird vs. Tennessee, 1959
61 Mike Siganos vs. Georgia, 1975
t61 Emery Clark vs. Georgia, 1949
t60 Larry Carter vs. Bowling Green, 1979
t-touchdown

KICKOFF RETURNS

t100 Kurt Johnson vs. Georgia, 1989
t98 Doug Kotar vs. Clemson, 1971
t95 Roger Gann vs. Indiana, 1969
t95 Dicky Lyons vs. LSU, 1967
t92 Rodger Bird vs. Virginia Tech, 1963
91 Don Phelps vs. Georgia, 1949
91 Don Phelps vs. Ole Miss, 1946
t89 Calvin Bird vs. Xavier, 1959
t85 Don Phelps vs. Michigan State, 1946
t-touchdown

INTERCEPTION RETURNS

t100 David Hunter vs. West Virginia, 1968
t97 Darryl Bishop vs. Miss. State, 1972
t95 David Johnson vs. Cincinnati, 1986
t95 Rodger Bird vs. Auburn, 1964
t93 Don Frampton vs. Ole Miss, 1949
t91 Greg Long vs. North Texas State, 1981
t89 Joe Stephan vs. Florida, 1969
83 Darryl Bishop vs. Miss. State, 1973
t81 Dallas Owens vs. LSU, 1977
80 John Netoskie vs. Miami (Fla.), 1949
t78 Dom Fucci vs. Xavier, 1948
t-touchdown

100 - Yard Rushers ... 1946-1993

238	Ivy Joe Hunter vs. Vanderbilt, 1986
229	Sonny Collins vs. Miss. State, 1973
208	Mike Fanuzzi vs. Miami (Ohio), 1974
192	Alfred Rawls vs. LSU, 1989
192	Mark Higgs vs. Ole Miss, 1987
192	Sonny Collins vs. LSU, 1975
176	Sonny Collins vs. Tulane, 1973
171	Bill Leskovar vs. LSU, 1950
169	Mark Higgs vs. Ohio, 1987
168	Mark Higgs vs. Virginia Tech, 1987
167	Sonny Collins vs. Tulane, 1974
165	Dicky Lyons vs. Tennessee, 1967
161	Sonny Collins vs. Maryland, 1975
160	Sonny Collins vs. Indiana, 1974
160	Mike Fanuzzi vs. Tennessee, 1973
159	**Moe Williams vs. Georgia, 1993**
159	Al Baker vs. LSU, 1990
159	Larry Seiple vs. Ole Miss, 1965
158	Mark Higgs vs. Utah State, 1987
157	Rodger Bird vs. Virginia Tech, 1963
156	Sonny Collins vs. Georgia, 1973
153	Bobby Cravens vs. Georgia Tech, 1958
151	Al Baker vs. Vanderbilt, 1990
147	Sonny Collins vs. Georgia, 1974
145	George Adams vs. Indiana, 1984
144	George Adams vs. North Texas State, 1984
144	Charles Sturgeon vs. Georgia, 1959
143	George Adams vs. Tulane, 1984
140	Sonny Collins vs. Penn State, 1975
139	George Adams vs. Tulane, 1984
139	Ralph Genito vs. Miami (Fla.), 1948
138	Shawn Donigan vs. LSU, 1979
137	Mark Higgs vs. Tennessee, 1987
136	Gary Knutson vs. Miss. State, 1972
135	George Adams vs. Vanderbilt, 1983
135	George Adams vs. Vanderbilt, 1982
134	Chris Jones vs. Bowling Green, 1979
133	Al Baker vs. Georgia, 1990
133	Mark Higgs vs. Vanderbilt, 1987
133	Sonny Collins vs. Kansas, 1975
133	Rodger Bird vs. Vanderbilt, 1965
132	Alfred Rawls vs. Alabama, 1988
130	Pookie Jones vs. Kent, 1993
130	Alfred Rawls vs. North Carolina, 1989
130	Darrell Cox vs. Miami (Fla.), 1963
129	**Moe Williams vs. East Carolina, 1993**
129	Bob Windsor vs. West Virginia, 1966
128	Alfred Rawls vs. Georgia, 1988
128	Mark Higgs vs. Vanderbilt, 1984
128	Ivy Joe Hunter vs. So. Mississippi, 1986
128	Sonny Collins vs. No. Carolina, 1973
127	Sonny Collins vs. Auburn, 1974
125	Mark Higgs vs. Miss. State, 1985
125	Chris Jones vs. Vanderbilt, 1979
125	Bill Ransdell vs. Xavier, 1960
124	Alfred Rawls vs. Rutgers, 1989
122	Chris Jones vs. Ole Miss, 1979
122	Terry Henry vs. LSU, 1979
121	Randy Brooks vs. LSU, 1977
121	Derrick Ramsey vs. Tennessee, 1975
120	Shawn Donigan vs. Ole Miss, 1979
120	Sonny Collins vs. Virginia Tech, 1975
119	Bill Leskovar vs. North Texas State, 1950
118	Derrick Ramsey vs. Vanderbilt, 1976
118	Sonny Collins vs. Indiana, 1972
118	Rodger Bird vs. West Virginia, 1965
117	Allen Felch vs. Cincinnati, 1952
116	Mark Higgs vs. Rutgers, 1984
116	Larry Seiple vs. Auburn, 1966
115	Marc Logan vs. Miss. State, 1985
114	George Adams vs. Rutgers, 1984
114	George Adams vs. Kansas, 1982
114	Mike Fanuzzi vs. Indiana, 1974
113	Sonny Collins vs. Vanderbilt, 1972
112	Marc Logan vs. Cincinnati, 1985
112	Terry Henry vs. Utah State, 1980
112	Chris Jones vs. Tennessee, 1979
112	Sonny Collins vs. Indiana, 1973
112	Bob Kosid vs. Detroit, 1963
112	Sonny Collins vs. Virginia Tech, 1974
112	Rodger Bird vs. Auburn, 1964
111	Derrick Ramsey vs. Vanderbilt, 1977
111	Mike Fanuzzi vs. Virginia Tech, 1974
111	Larry Seiple vs. West Virginia, 1965
111	Darrell Cox vs. Tennessee, 1962
110	George Adams vs. Tennessee, 1984
110	Steve Meilinger vs. Florida, 1952
109	**Moe Williams vs. Florida, 1993**
109	Matt Riazzi vs. Tennessee, 1992
109	Randy Brooks vs. Utah State, 1980
109	Sonny Collins vs. Auburn, 1975
109	Roger Gann vs. West Virginia, 1969
108	Tom Fillion vs. Ole Miss, 1951
107	Alfred Rawls vs. Indiana, 1989
106	**Moe Williams vs. LSU, 1993**
106	George Adams vs. Kent State, 1984
106	Chris Hill vs. Penn State, 1976
106	Terry Beadles vs. North Carolina, 1966
106	Norman Klein vs. Xavier, 1948
105	Lawrence Lee vs. Vanderbilt, 1981
105	Lawrence Lee vs. Tennessee, 1981
105	Rod Stewart vs. Georgia, 1978
105	Larry Jones vs. Clemson, 1952
105	Steve Meilinger vs. Tulane, 1952
104	Donnie Redd vs. Indiana, 1992
104	Marc Logan vs. Indiana, 1984
104	Pete Venable vs. Bowling Green, 1979
104	Rod Stewart vs. North Carolina, 1976
104	Steve Campassi vs. Maryland, 1975
104	Bernie Scruggs vs. Georgia, 1970
104	Rodger Bird vs. LSU, 1964
103	Rod Stewart vs. Penn State, 1976
103	Roger Gann vs. Vanderbilt, 1969
103	Bob Dougherty vs. Tennessee, 1955
102	Glenn Shaw vs. Miss. State, 1958
101	Rodger Bird vs. Detroit, 1964
100	Ivy Joe Hunter vs. Indiana, 1987
100	George Adams vs. LSU, 1983

Annual Scoring Leaders

YR	PLAYER	TD	PAT	FG	PTS
1993	Pookie Jones	6	0	0	36
1992	Doug Pelfrey	0	21	14	63
1991	Doug Pelfrey	0	20	10	50
1990	Al Baker	12	0	0	72
1989	Ken Willis	0	13	17	64
1988	Ken Willis	0	21	12	57
1987	Joey Worley	0	26	14	68
1986	Joey Worley	0	19	17	70
1985	Joey Worley	0	15	19	72
1984	George Adams	14	0	0	84
1983	George Adams	8	1	0	50
1982	George Adams	5	1	0	32
1981	Tom Griggs	0	14	6	32
1980	Tom Griggs	0	16	9	43
1979	Chris Jones	7	2	0	46
1978	Tom Griggs	0	15	6	33
1977	Derrick Ramsey	13	1	0	80
1976	Derrick Ramsey	10	0	0	60
1975	John Pierce	0	12	10	42
1974	Mike Fanuzzi	11	0	0	66
1973	Sonny Collins	13	1	0	80
1972	Gary Knutson	6	0	0	36
1971	Lee Clymer	4	0	0	24
1970	Bob Jones	0	9	10	39
1969	Bob Jones	0	8	4	20
1968	Dickey Lyons	11	0	0	66
1967	Dickey Lyons	11	4	1	73
1966	Larry Seiple	5	2	0	34
1965	Rodger Bird	13	0	0	78
1964	Rodger Bird	10	0	0	60
1963	Rodger Bird	4	0	0	24
	Darrell Cox	4	0	0	24
	Ken Bocard	4	0	0	24
1962	Perky Bryant	4	0	0	24
1961	Tom Hutchinson	4	3	0	30
1960	Tom Hutchinson	5	0	0	30
	Calvin Bird	5	0	0	30
	Bill Ransdell	5	0	0	30
1959	Calvin Bird	8	7	0	55
1958	Calvin Bird	10	5	0	65
1957	Bobby Cravens	4	0	0	24
1956	Delmar Hughes	2	14	0	26
1955	Bob Hardy	9	8	0	62
1954	Bob Hardy	4	5	0	29
1953	Bob Hardy	5	7	0	37
1952	Steve Meilinger	8	0	0	48
1951	Harry Jones	5	29	1	62
1950	Wilbur Jamerson	12	0	0	72
1949	Don Phelps	7	1	0	43
1948	Wallace Jones	5	0	0	30
	Clayton Webb	5	0	0	30
1947	Don Phelps	5	0	0	30
1946	Don Phelps	7	0	0	42



Joey Worley

Annual Punting Leaders

YR	PLAYER	NO	YARDS	AVG	LONG
1993	Nicky Nickels	28	1,073	38.3	68
1992	Jason Todd	57	2,198	38.6	55
1991	Bill Hawk	54	2,255	41.8	75
1990	Bill Hawk	67	2,701	40.3	68
1989	Bill Hawk	64	2,392	37.4	59
1988	Jeff Nelson	33	1,355	41.1	58
1987	Jay Tesar	54	2,152	39.9	60
1986	Jeff Nelson	41	1,648	40.2	67
1985	Jay Tesar	68	2,758	40.6	67
1984	Paul Calhoun	60	2,677	44.6	62
1983	Paul Calhoun	69	2,981	43.2	80
1982	Paul Calhoun	59	2,446	41.5	60
1981	Randy Jenkins	66	2,542	37.7	60
1980	Randy Jenkins	45	1,783	39.6	67
1979	Chris Poulton	51	1,884	36.9	55
1978	Kevin Kelly	58	2,007	34.6	52
1977	Kevin Kelly	58	2,305	39.7	71
1976	Pete Gemmill	48	1,847	38.5	64
1975	Pete Gemmill	61	2,276	37.3	66
1974	John Tatterson	52	2,164	41.6	56
1973	John Tatterson	64	2,337	36.5	55
1972	John Tatterson	75	2,992	39.9	71
1971	Gary Knutson	65	2,345	36.1	48
1970	Dave Hardt	90	3,471	38.6	65
1969	Dave Hardt	80	3,257	40.7	71
1968	Dave Hardt	78	3,009	38.4	56
1967	Dickey Lyons	46	1,733	38.5	67
1966	Larry Seiple	64	2,443	38.2	64
1965	Larry Seiple	55	2,188	39.8	66
1964	Larry Seiple	35	1,475	42.1	63
1963	Rodger Bird	42	1,469	34.9	63
1962	Darrell Cox	58	2,142	36.9	65
1961	Darrell Cox	50	1,746	34.9	53
1960	Charles Sturgeon	33	1,192	36.1	51
1959	Charles Sturgeon	43	1,442	33.5	52
1958	Doug Shively	40	1,420	35.5	54
1957	Lou Michaels	47	1,910	40.6	71
1956	Lou Michaels	57	2,185	38.3	61
1955	Lou Michaels	18	757	42.1	67
1954	Bradley Mills	29	1,000	34.5	-
1953	Steve Meilinger	35	1,288	36.8	-
1952	Jim Mayo	34	1,091	32.1	-
1951	Babe Parilli	63	2,284	34.7	-
1950	Dom Fucci	50	2,047	40.9	-
1949	Dom Fucci	36	1,282	35.6	-
1948	George Blanda	58	2,346	40.4	-
1947	George Blanda	-	-	-	-



Dave Hardt

200 - Yard Passers ... 1946-1993

373 Rick Norton vs. Houston, 1965 (19-35-4, 2TD)
357 Pookie Jones vs. Miss. State, 1992 (19-32-0, 1TD)
338 Babe Parilli vs. Cincinnati, 1950 (18-29-0, 5TD)
322 Bill Ransdell vs. Vanderbilt, 1985 (30-56-0, 1TD)
313 Bill Ransdell vs. Bowling Green, 1985 (15-34-1, 1TD)
302 Bill Ransdell vs. Tulane, 1985 (22-34-2, 0TD)
300 Bill Ransdell vs. Cincinnati, 1985 (16-26-2, 2TD)
288 Larry McCrimmon vs. Tulane, 1980 (16-30-5, 1TD)
282 Freddie Maggard vs. Indiana, 1990 (27-46-1, 2TD)
280 Pookie Jones vs. Cincinnati, 1992 (12-18-1, 1TD)
275 Randy Jenkins vs. Bowling Green, 1980 (22-32-0, 2TD)
274 Jerry Woolum vs. Miami (Fla), 1962 (18-31-2, 1TD)
272 Larry McCrimmon vs. Vanderbilt, 1980 (19-30-0, 2TD)
270 Randy Jenkins vs. Indiana, 1980 (16-28-4, 4TD)
269 Rick Norton vs. Auburn, 1965 (9-20-2, 3TD)
261 Kevin Dooley vs. Miss. State, 1985 (16-31-2, 1TD)
260 Bernie Scruggs vs. Tennessee, 1969 (16-22-0, 1TD)
256 Rick Norton vs. Florida State, 1965 (16-28-0, 1TD)
245 Randy Jenkins vs. Kansas State, 1982 (19-28-0, 1TD)
241 Bill Ransdell vs. East Tenn. State, 1985 (19-29-1, 1TD)
240 Glenn Fohr vs. Tennessee, 1987 (14-31-0, 2TD)
236 Rick Norton vs. Ole Miss, 1964 (15-30-2, 2TD)
236 Rick Norton vs. Tennessee, 1964 (16-23-0, 1TD)
235 Bill Ransdell vs. Virginia Tech, 1986 (24-34-0, 0TD)
232 Babe Parilli vs. Miss. State, 1950 (13-21-2, 3TD)
231 Larry McCrimmon vs. Florida, 1980 (16-32-2, 0TD)
229 Bernie Scruggs vs. Indiana, 1969 (13-27-2, 2TD)
226 Babe Parilli vs. Ole Miss, 1951 (19-36-0, 0TD)
218 Rick Norton vs. Ole Miss, 1965 (13-24-3, 1TD)
217 Freddie Maggard vs. Auburn, 1989 (18-29-2, 0TD)
216 Pookie Jones vs. Florida, 1991 (17-29-0, 0TD)
212 Jerry Woolum vs. Xavier, 1963 (12-24-1, 1TD)
211 Brad Smith vs. Ole Miss, 1990 (25-42-0, 1TD)
209 Bill Ransdell vs. Miss. State, 1984 (13-27-1, 1TD)
209 Dave Bair vs. Georgia, 1968 (10-28-4, 2TD)
208 Larry McCrimmon vs. Florida, 1978 (8-22-4, 1TD)
207 Bernie Scruggs vs. LSU, 1970 (25-39-1, 1TD)
204 Randy Jenkins vs. Tennessee, 1983 (18-30-0, 0TD)
200 Dinky McKay vs. Indiana, 1972 (14-22-0, 1TD)
200 Lowell Hughes vs. Ole Miss, 1958 (16-30-1, 0TD)



Pookie Jones

100 - Yard Receivers ... 1946-1993

185 Rick Kestner vs. Ole Miss, 1964 (9)
170 Dee Smith vs. Tennessee, 1987 (7)
167 Larry Seiple vs. Houston, 1965 (5)
157 Felix Wilson vs. Florida, 1979 (6)
155 Al Bruno vs. Cincinnati, 1950 (6)
151 Larry Seiple vs. Tennessee, 1966 (7)
144 Greg Wimberly vs. Florida, 1980 (6)
140 Jim Campbell vs. Bowling Green, 1980 (11)
136 Larry Seiple vs. West Virginia, 1966 (6)
135 Steve Parrish vs. Tennessee, 1969 (9)
135 Larry Seiple vs. Auburn, 1965 (3)
131 Cornell Burbage vs. Miss. State, 1985 (7)
130 Tim Calvert vs. Cincinnati, 1992 (3)
130 Dickey Lyons vs. Georgia, 1968 (3)
130 Calvin Bird vs. Ole Miss, 1958 (10)
129 Felix Wilson vs. Florida, 1978 (5)
128 Phil Logan vs. Florida, 1990 (8)
123 Darrell Cox vs. Detroit, 1963 (6)
118 Eric Pitts vs. Cincinnati, 1985 (6)
118 Bob Windsor vs. Auburn, 1965 (5)
117 Ray Barga vs. Indiana, 1972 (7)
116 Steve Parrish vs. Vanderbilt, 1969 (10)
115 Allan Watson vs. Tulane, 1980 (5)
114 Howard Schnellenberger vs. Vanderbilt, 1954 (8)
113 Tom Hutchinson vs. Georgia, 1961 (5)
112 Allan Watson vs. Georgia, 1980 (7)
112 Rick Kestner vs. Tennessee, 1964 (7)
110 Joe Jacobs vs. Virginia Tech, 1967 (7)
110 Dave Chapman vs. Xavier, 1960 (4)
110 Howard Schnellenberger vs. Villanova, 1955 (7)
109 Dave Gash vs. Georgia, 1960 (4)
108 Chris Derry vs. Tulane, 1985 (7)
108 Dan Spanish vs. Vanderbilt, 1966 (4)
108 Steve Meilinger vs. Ole Miss, 1952 (4)
108 Steve Meilinger vs. Villanova, 1951 (4)
107 Rick Massie vs. Clemson, 1981 (7)
106 Rick Massie vs. Tennessee, 1981 (4)
106 Dan Spanish vs. Ole Miss, 1965 (7)
106 Steve Meilinger vs. Florida, 1953 (5)
104 Allan Watson vs. Indiana, 1980 (2)
103 Andy Murray vs. LSU, 1986 (6)
103 Greg Wimberly vs. Vanderbilt, 1980 (4)
101 Neal Clark vs. Florida, 1991 (8)
100 John Bolden vs. LSU, 1988 (3)



Tim Calvert

300 - Tackle Club ... 1946-1993

Jim Kovach, Linebacker

Year	Solo	Asst	Total
1974	36	34	70
1975	76	68	144
1976	94	49	143
1978	92	72	164
TOTALS	298	223	521

Chris Chenault, Linebacker

Year	Solo	Asst	Total
1985	56	36	92
1986	63	33	96
1987	77	83	160
1988	68	66	134
TOTALS	264	218	482

Jeff Kremer, Linebacker

Year	Solo	Asst	Total
1984	34	50	84
1985	91	46	137
1986	38	36	74
1987	90	90	180
TOTALS	253	222	475

Marty Moore, Linebacker

Year	Solo	Asst	Total
1990	-	-	23
1991	-	-	183
1992	-	-	148
1993	81	35	116
TOTALS	n/a	n/a	470

John Grimsley, Linebacker

Year	Solo	Asst	Total
1980	4	3	7
1981	89	64	153
1982	90	66	156
1983	77	44	121
TOTALS	260	177	437

Kevin McClellan, Linebacker

Year	Solo	Asst	Total
1980	10	8	18
1981	79	62	141
1982	71	49	120
1983	74	63	137
TOTALS	234	182	416

Jerry Blanton, Noseguard

Year	Solo	Asst	Total
1974	43	38	81
1975	53	52	105
1976	62	38	100
1977	54	49	103
TOTALS	212	177	389

Randy Holleran, Linebacker

Year	Solo	Asst	Total
1987	26	18	44
1988	102	59	161
1989			INJURED
1990	-	-	174
TOTALS	-	-	379

Richard Jaffe, Noseguard

Year	Solo	Asst	Total
1976	44	22	66
1977	71	32	103
1978	60	22	82
1979	65	34	99
TOTALS	240	110	350

Brian Williams, Defensive End

Year	Solo	Asst	Total
1982	30	18	48
1983	63	42	105
1984	71	37	108
1985	53	36	89
TOTALS	217	133	350

Tom Ehlers, Linebacker

Year	Solo	Asst	Total
1972	29	29	58
1973	76	41	117
1974	91	83	174
TOTALS	196	153	349

Darryl Bishop, Safety

Year	Solo	Asst	Total
1971	73	73	146
1972	79	57	136
1973	41	25	66
TOTALS	193	155	348

Larry Smith, Linebacker

Year	Solo	Asst	Total
1983	1	0	1
1984	33	22	55
1985	82	70	152
1986	64	70	134
TOTALS	180	162	342

Tom Ranieri, Linebacker

Year	Solo	Asst	Total
1972	65	15	80
1974	76	61	137
1975	72	40	112
TOTALS	213	116	329

Art Still, Defensive End

Year	Solo	Asst	Total
1974	42	31	73
1975	31	23	54
1976	76	26	102
1977	56	42	98
TOTALS	205	122	327

Keith Martin, Defensive Tackle

Year	Solo	Asst	Total
1980	1	0	1
1981	53	37	90
1982	37	71	108
1983	60	60	120
TOTALS	151	168	319

UK

Annual Punt Return Leaders

YR	PLAYER	NO	YARDS	AVG	TD	LG
1993	Matt Riazzi	26	140	5.4	0	22
1992	Kurt Johnson	25	187	7.5	0	35
1991	Kurt Johnson	17	129	7.6	0	39
1990	Chris Tolbert	15	124	8.3	0	31
1989	Chris Tolbert	16	212	13.3	1	58
1988	Chris Tolbert	32	250	7.8	0	49
1987	Dee Smith	24	242	10.1	1	64
1986	Cornell Burbage	25	167	6.7	0	35
1985	Brian Williams	20	223	11.2	1	57
1984	Brian Williams	11	63	5.7	0	28
1983	Brian Williams	29	284	9.8	0	47
1982	Andy Molls	11	104	8.9	0	64
1981	Andy Molls	33	420	13.4	1	87
1980	Chris Jacobs	28	127	4.5	0	22
1979	Larry Carter	31	221	7.1	1	60
1978	Larry Carter	29	354	12.2	2	88
1977	Mike Siganos	43	308	7.2	0	43
1976	Mike Siganos	40	216	5.4	0	19
1975	Mike Siganos	30	261	8.7	0	66
1974	Ben Thomas	24	192	8.0	0	47
1973	Jeff Woodcock	26	41	1.6	0	15
1972	Steve Phillips	17	187	11.0	0	39
1971	Emmett Burnam	7	35	5.0	0	12
1970	Jim Lett	10	76	7.6	0	-
1969	Paul Martin	17	121	7.1	0	44
1968	Dicky Lyons	20	256	12.8	0	59
1967	Dicky Lyons	24	390	16.3	1	71
1966	Dicky Lyons	25	419	16.8	2	97
1965	Terry Beadles	16	185	11.6	0	25
1964	Rodger Bird	12	147	12.2	0	47
1963	Rodger Bird	4	45	11.2	0	15
	Darrell Cox	4	17	4.2	0	8
1962	Darrell Cox	13	131	10.1	0	26
1961	Darrell Cox	21	281	13.4	1	86
1960	Calvin Bird	11	119	10.8	0	34
	Jimmy Poynter	11	116	10.5	0	21
1959	Calvin Bird	10	169	16.9	2	62
1958	Glenn Shaw	5	46	9.2	0	15
1957	Bobby Cravens	9	78	8.2	0	23
1956	Billy Mitchell	11	175	15.9	1	78
1955	Don Netoskie	10	119	11.9	0	38
1954	Dick Mitchell	13	109	8.4	0	-
1953	Steve Meilinger	8	67	8.4	0	-
1952	Wallace Mitchell	14	156	11.1	0	-
1951	Emery Clark	17	128	6.9	0	-
1950	Dom Fucci	16	91	5.7	0	-
1949	Don Phelps	24	201	8.4	0	-
1948	Wilbur Jamerson	15	147	9.8	0	-
1947	Don Phelps	20	224	11.2	0	-
1946	Don Phelps	15	287	19.0	1	88



Dicky Lyons

Annual Kickoff Return Leaders

YR	PLAYER	NO	YARDS	AVG	TD	LONG
1993	Clyde Rudolph	10	209	20.9	0	44
1992	Kurt Johnson	19	330	17.4	0	29
1991	Kurt Johnson	21	406	19.3	0	52
1990	John Bolden	21	407	19.4	0	43
1989	Kurt Johnson	21	537	25.6	1	100
1988	Ivy Joe Hunter	12	272	22.7	0	37
1987	Dee Smith	12	291	24.3	0	75
1986	Cornell Burbage	15	347	23.1	0	57
1985	Marc Logan	17	285	16.8	0	36
1984	Marc Logan	11	289	26.2	0	44
1983	Tony Mayes	14	375	26.7	0	48
1982	George Adams	16	345	21.6	0	55
1981	Tom Petty	6	144	24.0	0	33
1980	Tom Petty	12	219	18.3	0	41
1979	Tom Petty	19	382	20.1	0	49
1978	Henry Parks	14	334	23.9	0	57
1977	Dallas Owens	8	120	15.0	0	24
1976	Chris Hill	13	270	20.5	0	31
1975	Steve Campassi	10	195	19.5	0	28
1974	Dallas Owens	15	301	20.1	0	37
1973	Greg Woods	11	158	14.4	0	33
1972	Steve Campassi	15	277	18.5	0	43
1971	Doug Kotar	24	589	24.5	1	98
1970	David Hunter	25	489	19.2	0	-
1969	Roger Gann	18	391	21.7	1	95
1968	Dicky Lyons	22	447	20.3	0	34
1967	Dicky Lyons	18	474	26.3	1	95
1966	Dicky Lyons	16	267	16.8	0	31
1965	Rodger Bird	18	382	21.2	0	36
1964	Frank Antonini	11	222	20.1	0	39
1963	Rodger Bird	11	332	30.1	1	92
1962	Darrell Cox	14	296	21.1	0	37
1961	Bill Ransdell	7	161	23.0	0	31
	Billy Bird	7	149	21.2	0	28
1960	Calvin Bird	14	344	24.5	0	66
1959	Calvin Bird	14	426	30.4	1	89
1958	Calvin Bird	9	231	23.6	0	40
1957	Bobby Craven	12	239	20.	0	32
1956	Bobby Cravens	9	180	20.0	0	35
1955	Don Netoskie	9	175	19.5	0	26
1954	Dick Mitchell	9	158	17.7	0	-
1953	Steve Meilinger	7	127	18.1	0	-
1952	Larry Jones	11	232	21.1	0	-
1951	Harry Jones	17	435	25.6	0	-
1950	Not reported					
1949	Don Phelps	7	231	33.0	0	-
1948	Ralph Genito	6	124	20.6	0	-
1947	Don Phelps	9	163	18.8	0	-
1946	Bill Chambers	8	242	30.2	-	-



Doug Kotar

Opponent Game Highs

INDIVIDUAL

Most Rush Attempts
39 Vaughn Dunbar (Indiana), 1991

Most Rushing Yards
213 Harvey Williams (LSU), 1990

Most Pass Attempts
49 Kurt Page (Vandy), 1984

Most Pass Completions
32 Kurt Page (Vandy), 1984

Most Passing Yards
425 Eric Zeier (Georgia), 1993

Most Pass Receptions
15 Keith Edwards (Vandy), 1984

Most Receiving Yards
225 Johnny Mills (Tenn.), 1966

Most Punts
14 Craig Colquitt (Tenn.), 1976

Most Field Goals Attempted
7 Al Del Greco (Auburn), 1982

Most Field Goals Made
6 Bobby Raymond (Fla.), 1984
6 Al Del Greco (Auburn), 1982

Most Interceptions Made
4 Mike Slater (W.Va.), 1969

TEAM

Most First Downs
32 by Florida, 1990

Most Rushing Attempts
89 by Georgia, 1967

Most Net Rushing Yards
426 by Mississippi State, 1991

Least Net Rushing Yards
-93 by Kansas State, 1970

Most Passing Attempts
53 by Kansas State, 1970

Least Passing Attempts
0 by Tennessee, 1952

Most Pass Completions
33 by Vanderbilt, 1983

Least Pass Completions
0 by LSU, 1963
0 by Tennessee, 1959
0 by Tennessee, 1952

Most Net Passing Yards
425 by Georgia, 1993

Least Net Passing Yards
-1 by LSU, 1953

Most Offensive Plays
104 by Georgia, 1967

Most Total Offensive Yards
649 by Houston, 1966

Least Total Offensive Yards
1 by The Citadel, 1949

Most Points Scored
58 by Indiana, 1969

Most Points Scored In A Half
37 by Georgia, 1983

Most Points Scored In Quarter
28 by Indiana, 1990 (4th)
28 by Georgia, 1991 (2nd)

Most Total Punts
14 by Tennessee, 1976

Most Fumbles
9 by Central Michigan, 1988
9 by Tennessee Tech, 1951

Most Fumbles Lost
8 by Tennessee Tech, 1951

Most Penalties
15 by Ole Miss, 1954

Most Yards Penalized
182 by Ole Miss, 1954

LONG PLAYS

RUSHING
t80 Stanley Morgan (Tenn.), 1975
80 Wallace Clark (Auburn), 1970

PASSING
t91 Belue/Arnold (Georgia), 1980
t90 Kramer/Smock (Indiana), 1974
t87 Goff/Washington (Georgia), 1976

FIELD GOAL
57 Jim Gaylor (Tennessee), 1976
55 Fuad Reveiz (Tennessee), 1982
55 Brian Clark (Florida), 1981
55 Jack Simcsak (Va.Tech), 1969
54 John Riley (Auburn), 1969

PUNT
80 Don Golden (Georgia), 1973
80 Ray West (Missouri), 1965
78 Barry Burton (Vanderbilt), 1975
78 Neil Clabo (Tennessee), 1973

PUNT RETURN
93 Joe Searles (Kansas St.), 1961
t88 Lee Nalley (Vanderbilt), 1948
t82 John McGeever (Auburn), 1969

KICKOFF RETURN
t100 Eric Martin (LSU), 1981
t100 Willie Shelby (Alabama), 1973
t100 Moreman-Wetherall (Fla.St.),1965

INTERCEPTION RETURN
t100 White Graves (LSU), 1964
t89 Jimmy Heidel (Ole Miss), 1964

t - touchdown

Annual Kentucky Statistics (Since 1946)

		RUSHING				PASSING							TOTAL OFFENSE						
Year	FD	Att	Yards	Td	Ypg	Com	Att	Int	Yards	Pct.	Td	Ypg	Plays	Yards	Ypg	F- L	Pen	Yds	Pts	Ppg
1993	192	545	2315	17	210.5	108	214	11	1305	.505	9	118.6	759	3620	329.1	25-12	38	320	207	18.8
1992	190	501	1894	15	172.2	118	243	14	1684	.486	6	153.1	744	3578	325.3	26-11	42	313	207	18.8
1991	210	426	1423	13	129.4	176	312	11	2017	.564	9	183.4	738	3440	312.7	25-15	38	342	190	17.3
1990	216	447	1433	14	130.3	216	390	17	2152	.554	14	195.6	837	3585	325.9	17- 8	52	416	228	20.8
1989	187	476	1519	15	138.1	145	263	17	1695	.551	6	154.1	739	3214	292.2	18- 5	80	674	212	19.3
1988	172	430	1440	19	130.9	131	288	17	1758	.455	6	159.8	718	3198	290.7	27-11	70	585	217	19.7
1987	212	481	2340	20	212.7	121	254	11	1624	.476	9	147.6	735	3964	360.4	21-10	91	752	258	23.5
1986	219	518	2036	20	185.1	160	282	10	1748	.567	3	158.9	800	3784	344.0	27-12	73	633	228	20.7
1985	194	441	1469	12	133.5	189	353	12	2318	.535	7	210.7	794	3787	344.3	22-13	63	580	194	17.6
1984	211	481	2263	22	184.7	168	304	13	1975	.552	12	179.5	785	4007	364.3	20-14	83	697	273	24.8
1983	169	437	1402	13	127.5	156	269	13	1763	.580	13	160.2	705	3165	287.7	17-12	61	436	212	19.3
1982	145	400	1054	6	95.6	139	286	28	1496	.486	6	136.0	686	2550	231.8	40-22	56	475	96	8.7
1981	154	472	1044	7	94.9	114	246	16	1502	.463	6	136.5	718	2546	231.4	34-20	43	410	134	12.2
1980	187	494	1679	10	152.6	133	284	25	1861	.468	10	169.2	778	3540	321.8	35-19	55	540	167	15.2
1979	179	608	2638	15	239.8	65	154	8	908	.422	7	82.5	762	3546	322.4	47-23	55	544	180	16.4
1978	168	502	1515	11	137.7	103	239	20	1638	.431	13	148.9	741	3153	286.7	26-11	40	444	193	17.5
1977	200	638	2486	22	228.7	83	183	7	1053	.454	8	95.7	821	3539	321.7	25-13	49	452	252	22.9
1976	192	654	2960	18	269.1	57	121	10	729	.471	7	66.3	775	3689	335.4	38-22	55	578	188	17.1
1975	190	724	2661	12	241.9	44	126	8	556	.349	3	50.5	850	3217	292.5	43-14	44	425	132	12.0
1974	180	632	3124	24	284.0	43	110	10	576	.391	4	52.4	742	3700	336.4	35-20	46	421	248	22.5
1973	172	592	2518	21	229.0	56	128	8	889	.433	8	80.8	719	3407	309.7	44-24	52	398	226	20.5
1972	156	549	1765	16	160.5	95	230	23	1050	.396	1	95.4	779	2815	255.9	32-15	37	438	131	11.9
1971	161	557	2252	13	204.7	53	154	11	837	.409	4	76.1	711	3089	280.8	28-16	44	383	144	13.1
1970	153	498	1287	7	117.0	157	303	18	1575	.518	7	143.2	801	2862	260.2	29-12	55	479	131	11.9
1969	147	459	1132	7	113.2	144	326	22	1692	.442	5	169.2	785	2514	251.4	23-16	48	504	104	10.4
1968	130	460	1249	13	124.9	93	245	23	1234	.379	6	123.4	695	2483	248.3	25-17	62	640	141	14.1
1967	138	404	1006	10	100.6	110	277	33	1142	.397	4	114.2	606	2148	214.8	15- 4	40	392	111	11.1
1966	108	447	1056	8	105.6	72	161	15	1075	.447	5	107.5	608	2141	214.1	25-12	38	393	107	10.7
1965	166	426	1140	17	114.0	123	235	19	1902	.523	11	190.2	671	3042	304.2	10- 8	51	478	199	19.9
1964	159	394	1012	11	101.2	116	230	12	1609	.504	10	160.9	624	2621	262.1	26-11	54	479	150	15.0
1963	134	385	1193	12	119.3	88	198	20	1266	.444	6	126.6	583	2459	245.9	24-13	40	517	142	14.2
1962	130	407	1054	7	105.4	89	167	9	1220	.533	4	122.0	574	2274	227.4	26-11	41	440	85	8.5
1961	135	429	1327	12	132.7	95	187	12	1265	.508	5	126.5	616	2592	259.2	20-13	57	623	138	13.8
1960	147	383	1391	15	139.1	114	220	14	1633	.518	13	163.3	603	3024	302.4	18-13	62	581	206	20.6
1959	114	441	1554	12	155.4	67	167	14	752	.404	5	75.2	608	2306	230.6	23-11	56	683	140	14.0
1958	129	426	1652	14	165.2	79	151	9	1019	.523	6	101.9	577	2671	267.1	27-15	45	491	136	13.6
1957	126	428	1813	12	181.3	57	121	12	715	.470	5	71.5	605	2528	252.8	26-18	50	540	128	12.8
1956	113	515	1724	11	172.4	24	71	5	360	.338	5	36.0	586	2084	208.4	28-14	53	555	119	11.9
1955	138	468	1674	16	167.4	69	129	7	928	.535	9	92.8	597	2602	260.2	24-16	46	460	178	17.8
1954	153	447	1755	16	175.5	83	158	17	1148	.525	6	114.8	605	2903	290.3	28-19	68	668	151	15.1
1953	160	506	2147	19	214.7	55	118	8	867	.466	11	86.7	624	3014	301.4	43-24	62	500	201	20.1
1952	174	586	2437	15	221.5	41	122	11	712	.336	8	64.7	708	3149	286.3	56-29	53	573	161	14.6
1951**	206	610	2424	25	202.0	151	279	13	1802	.541	21	150.2	889	4226	352.2	33-22	80	629	314	26.2
1950**	209	545	2452	28	204.3	134	242	14	1819	.554	28	151.5	787	4271	355.9	39-27	67	631	393	32.8
1949**	163	616	2333	30	194.4	100	188	16	1351	.531	10	112.5	804	3684	307.0	39-20	83	711	317	26.4
1948	110	409	1666	—	166.6	84	169	11	1185	.497	13	118.5	578	2851	285.1	38-20	42	352	199	19.9
1947	127	422	1928	—	175.2	69	152	15	728	.454	—	66.2	574	2656	241.4	36-20	48	500	175	15.9
1946	93	338	1351	—	135.1	64	145	10	1100	.441	—	110.0	483	2451	245.1	32-17	67	631	233	23.3

** 12-game totals including bowl statistics.

ANNUAL OPPONENTS STATISTICS (Since 1980)

		RUSHING				PASSING							TOTAL OFFENSE						
Year	FD	Att	Yards	Td	Ypg	Com	Att	Int	Yards	Pct.	Td	Ypg	Plays	Yards	Ypg	F- L	Pen	Yds	Pts	Ppg
1993	182	385	1707	11	155.2	177	344	20	2089	.515	11	189.9	729	3796	345.1	21-9	75	703	195	17.7
1992	205	467	2274	17	206.7	159	274	12	1926	.580	15	175.1	741	4200	381.8	19- 5	64	490	280	25.5
1991	246	510	2485	17	225.9	165	279	11	2346	.591	16	213.3	789	4831	439.2	19-10	67	594	268	24.4
1990	202	476	2064	15	187.6	131	255	4	2093	.514	18	190.3	731	4157	377.9	14- 7	76	641	316	28.7
1989	192	482	1782	14	162.0	151	280	10	1741	.539	9	158.3	762	3523	320.3	25-10	71	659	220	20.0
1988	179	522	1932	14	175.6	134	250	10	1535	.536	11	139.6	772	3467	315.2	39-19	71	612	208	18.9
1987	173	464	1545	9	140.5	146	286	14	1769	.511	13	160.8	750	3314	301.3	26- 6	75	734	189	17.2
1986	191	434	1769	13	160.8	156	280	9	1826	.557	10	166.0	714	3595	335.9	33-16	70	638	207	18.8
1985	199	463	1713	13	155.7	179	338	17	2087	.529	12	189.7	801	3800	345.5	26-16	73	620	211	19.2
1984	218	457	1781	10	161.9	189	343	18	2352	.551	8	213.8	800	4133	375.7	27-20	69	617	202	18.4
1983	204	520	2176	20	197.8	141	276	12	1669	.511	5	151.7	796	3845	349.5	18- 9	48	384	217	19.7
1982	221	597	2400	11	218.1	146	258	9	1832	.565	18	166.5	855	4232	384.7	33-14	70	543	287	26.1
1981	201	583	2004	20	182.1	123	236	14	1405	.521	4	127.7	819	3409	309.9	31-12	62	536	222	20.1
1980	202	567	2224	19	202.1	110	219	10	1598	.502	11	145.3	786	3822	347.4	31-16	48	470	280	25.4

Kentucky Football Year-by-Year

Annual Interception Leaders

YR	PLAYER	NO	YDS	AVG	TD	LONG
1993	Marcus Jenkins	6	45	7.5	0	19
1992	Willie Cannon	3	54	18.0	0	29
1991	Brad Armstead	4	92	23.0	0	52
1990	Derrick Thomas	1	14	140	0	14
	Adrian Sherwood	1	0	0	0	0
	Jeff Brady	1	0	0	0	0
	Gary Willis	1	0	0	0	0
1989	Ron Robinson	3	54	18.0	0	37
	Albert Burks	3	31	10.3	0	14
	Jeff Brady	3	1	0.3	0	4
1988	Jay Dortch	2	0	0.0	0	0
1987	Tony Massey	4	69	17.3	1	38
1986	Tony Mayes	4	33	8.3	0	30
1985	Russell Hairston	4	26	6.5	0	20
1984	Paul Calhoun	7	91	13.0	0	36
1983	Kerry Baird	3	56	18.6	1	35
1982	Dave Meers	2	13	6.5	0	11
	Kerry Baird	2	-3	-1.5	0	2
1981	Greg Long	4	176	44.0	1	91
	Kerry Baird	4	55	14.3	0	22
1980	Chris Jacobs	3	60	20.0	0	36
1979	Larry Carter	3	75	25.0	0	45
	Andy Molls	3	27	9.0	0	23
	John Bow	3	24	8.0	0	16
1978	Larry Carter	5	62	12.4	0	22
1977	Dallas Owens	4	104	26.0	2	81
1976	Dave Hayden	5	69	13.8	0	28
1975	Ray Carr	4	0	0.0	0	0
1974	Ben Thomas	5	82	16.4	0	25
1973	Darryl Bishop	5	123	24.6	0	83
1972	Darryl Bishop	5	149	29.8	1	97
1971	Jeff Woodcock	6	37	6.2	0	32
1970	Emmett Burnam	5	43	8.6	0	28
	Wilbur Hackett	5	22	4.4	0	7
	Jasper Swindle	5	22	4.4	0	12
1969	Dave Van Meter	3	0	0.0	0	0
1968	Dave Hunter	3	197	65.7	1	100
1967	Charles Blackburn	2	5	2.5	0	5
1966	Jerry Davis	4	41	10.3	0	22
1965	Terry Beadles	6	77	12.8	0	32
1964	Rodger Bird	3	97	32.3	1	95
1963	Bob Kosid	4	30	7.5	0	13
	Talbot Todd	4	12	3.0	0	12
1962	Darrell Cox	3	15	5.0	0	15
1961	Darrell Cox	4	0	0.0	0	0
1960	Tom Hundley	3	63	21.0	0	28
	Jerry Eisaman	3	60	20.0	0	35
	Leeman Bennett	3	44	14.6	0	36
1959	12 players tied with 1 interception					
1958	Jerry Eisaman	2	34	17.0	0	34
	Glenn Shaw	2	19	9.5	0	14
1957	Lowell Hughes	3	52	17.3	0	25
	Kenny Robertson	3	7	2.3	0	4
1956	Bob Dougherty	2	26	13.0	0	19
	Kenny Robertson	2	23	11.5	0	14
	Don Netoskie	2	14	7.0	0	11
	Delmar Hughes	2	4	2.0	0	4
1955	Dave Kuhn	3	18	6.0	0	9
1954	Dave Kuhn	3	29	9.7	0	-
1953	Steve Meilinger	4	69	17.3	0	-
1952	Bradley Mills	6	30	5.0	0	-
1951	Doug Moseley	5	37	7.4	0	-
1950	Dom Fucci	4	63	15.8	1	-
1949	Jerry Claiborne	9	130	14.4	0	-
1948	Wilbur Jamerson	3	79	26.3	0	-
	Clayton Webb	3	71	23.6	1	-
	Bobby Brook	3	16	5.3	0	-
1947	Bill Moseley	4	37	9.3	-	-
	Bill Boller	4	66	16.5	-	-
1946	Not reported					

1881-1932

Pre-SEC Years

YEAR	OVERALL RECORD	CONF.	HEAD COACH (ALMA MATER)
1881	1 - 2	—	Unknown
1891	1 - 1	—	Unknown
1892	2-4-1	—	Prof. A.M. Miller (Princeton)
1893	5-2-1	—	John A. Thompson (Purdue)
1894	5 - 2	—	W.P. Finney (Purdue)
1895	4 - 5	—	Charles Mason (Cornell)
1896	3 - 6	SIAA	Dudley Short (Cornell)
1897	2 - 4	SIAA	Lyman B. Eaton (Cincinnati)
1898	7 - 0	SIAA	W.R. Bass (Cincinnati)
1899	5-2-2	SIAA	W.R. Bass (Cincinnati)
1900	4 - 6	SIAA	W.H. Kiler (Illinois)
1901	2-6-1	SIAA	W.H. Kiler (Illinois)
1902	3-5-1	SIAA	E.W. McLeod (Michigan)
1903	7 - 1	SIAA	C.A. Wright (Columbia)
1904	9 - 1	SIAA	F.E. Schact (Minnesota)
1905	6-3-1	SIAA	F.E. Schact (Minnesota)
1906	4 - 3	SIAA	J. White Guyn (Kentucky)
1907	9-1-1	SIAA	J. White Guyn (Kentucky)
1908	4 - 3	SIAA	J. White Guyn (Kentucky)
1909	9 - 1	SIAA	E.R. Sweetland (Cornell)
1910	7 - 2	SIAA	E.R. Sweetland (Cornell)
1911	7 - 3	SIAA	P.P. Douglass (Michigan)
1912	7 - 2	SIAA	E.R. Sweetland (Cornell)
1913	6 - 2	SIAA	Alpha Brumage (Kansas)
1914	5 - 3	SIAA	Alpha Brumage (Kansas)
1915	6-1-1	SIAA	J.J. Tigert (Vanderbilt)
1916	4-1-2	SIAA	J.J. Tigert (Vanderbilt)
1917	3-5-1	SIAA	S.A. Boles (Vanderbilt)
1918	2 - 1	SIAA	Andy Gill (Indiana)
1919	3-4-1	SIAA	Andy Gill (Indiana)
1920	3-4-1	SIAA	W.J. Juneau (Wisconsin)
1921	4-3-1	SC	W.J. Juneau (Wisconsin)
1922	6 - 3	SC	W.J. Juneau (Wisconsin)
1923	4-3-2	SC	J.J. Winn (Princeton)
1924	4 - 5	SC	Fred J. Murphy (Yale)
1925	6 - 3	SC	Fred J. Murphy (Yale)
1926	2-6-1	SC	Fred J. Murphy (Yale)
1927	3-6-1	SC	Harry Gamage (Illinois)
1928	4-3-1	SC	Harry Gamage (Illinois)
1929	6-1-1	SC	Harry Gamage (Illinois)
1930	5 - 3	SC	Harry Gamage (Illinois)
1931	5-2-2	SC	Harry Gamage (Illinois)
1932	4 - 5	SC	Harry Gamage (Illinois)

SIAA - Southern Intercollegiate Athletic Association
SC - Southern Conference



OT Mike Pfeifer (75) and TB Mark Higgs (22) were top players in the '80s.

1933-present

Southeastern Conference Years

YEAR	OVERALL W-L-T	SEC W-L-T	SEC FINISH	HEAD COACH (ALMA MATER)
1933	5 - 5	2 - 3	t9th	Harry Gamage (Illinois)
1934	5 - 5	1 - 3	9th	C.A. Wynne (Notre Dame)
1935	5 - 4	3 - 3	t6th	C.A. Wynne (Notre Dame)
1936	6 - 4	1 - 3	10th	C.A. Wynne (Notre Dame)
1937	4 - 6	0 - 5	12th	C.A. Wynne (Notre Dame)
1938	2 - 7	0 - 4	12th	A.D. Kirwan (Kentucky)
1939	6- 2-1	2-2-1	6th	A.D. Kirwan (Kentucky)
1940	5- 3-2	1-2-2	9th	A.D. Kirwan (Kentucky)
1941	5 - 4	0 - 4	12th	A.D. Kirwan (Kentucky)
1942	3- 6-1	0 - 5	t11th	A.D. Kirwan (Kentucky)
1943	No Team (War Year)			
1944	3 - 6	1 - 5	9th	A.D. Kirwan (Kentucky)
1945	2 - 8	0 - 5	12th	Bernie Shively (Illinois)
1946	7 - 3	2 - 3	8th	Paul "Bear" Bryant (Alabama)
1947 ✪	8 - 3	2 - 3	t9th	Paul "Bear" Bryant (Alabama)
1948	5- 3-2	1-3-1	9th	Paul "Bear" Bryant (Alabama)
1949	9 - 3	4 - 1	2nd	Paul "Bear" Bryant (Alabama)
1950 ▲	11 - 1	5 - 1	1st	Paul "Bear" Bryant (Alabama)
1951 ✦	8 - 4	3 - 3	5th	Paul "Bear" Bryant (Alabama)
1952 ■	5 -4-2	1-3-2	9th	Paul "Bear" Bryant (Alabama)
1953	7- 2-1	4-1-1	t2nd	Paul "Bear" Bryant (Alabama)
1954	7- 3-0	5 - 2	t3rd	Blanton Collier (Georgetown)
1955	6- 3-1	3-3-1	t7th	Blanton Collier (Georgetown)
1956	6 - 4	4 - 4	t6th	Blanton Collier (Georgetown)
1957	3 - 7	1 - 7	12th	Blanton Collier (Georgetown)
1958	5- 4-1	3-4-1	t6th	Blanton Collier (Georgetown)
1959	4 - 6	1- 6	9th	Blanton Collier (Georgetown)
1960	5- 4-1	2-4-1	9th	Blanton Collier (Georgetown)
1961	5 - 5	2 - 4	7th	Blanton Collier (Georgetown)
1962	3- 5-2	2-3-1	t7th	Charlie Bradshaw (Kentucky)
1963	3- 6-1	0-5-1	11th	Charlie Bradshaw (Kentucky)
1964	5 - 5	4 - 2	t2nd	Charlie Bradshaw (Kentucky)
1965	6 - 4	3 - 3	t6th	Charlie Bradshaw (Kentucky)
1966	3- 6-1	2 - 4	6th	Charlie Bradshaw (Kentucky)
1967	2 - 8	1- 6	7th	Charlie Bradshaw (Kentucky)
1968	3 - 7	0 - 7	7th	Charlie Bradshaw (Kentucky)
1969	2 - 8	1- 6	9th	John Ray (Olivet)
1970	2 - 9	0 - 7	8th	John Ray (Olivet)
1971	3 - 8	1 - 6	t6th	John Ray (Olivet)
1972	3- 8-0	2 - 5	t7th	John Ray (Olivet)
1973	5 - 6	3 - 4	t5th	Fran Curci (Miami)
1974	6 - 5	3 - 3	t3rd	Fran Curci (Miami)
1975	2- 8-1	0 - 6	t5th	Fran Curci (Miami
1976 ♣	9 - 3	5 - 1	t1st	Fran Curci (Miami)
1977	10 - 1	6 - 0	2nd	Fran Curci (Miami)
1978	4 - 6-1	2 - 4	t5th	Fran Curci (Miami)
1979	5 - 6	3 - 3	t4th	Fran Curci (Miami)
1980	3 - 8	1 - 5	6th	Fran Curci (Miami)
1981	3 - 8	2 - 4	t4th	Fran Curci (Miami)
1982	0 -10-1	0 - 6	t8th	Jerry Claiborne (Kentucky)
1983 ◗	6- 5-1	2 - 4	4th	Jerry Claiborne (Kentucky)
1984 ◗	9 - 3	3 - 3	t4th	Jerry Claiborne (Kentucky)
1985	5 - 6	1 - 5	7th	Jerry Claiborne (Kentucky)
1986	5- 5-1	2 - 4	t4th	Jerry Claiborne (Kentucky)
1987	5 - 6	1 - 5	t7th	Jerry Claiborne (Kentucky)
1988	5 - 6	2 - 5	t8th	Jerry Claiborne (Kentucky)
1989	6 - 5	2 - 5	t7th	Jerry Claiborne (Kentucky)
1990	4 - 7	3 - 4	5th	Bill Curry (Ga. Tech)
1991	3 - 8	0 - 7	10th	Bill Curry (Ga. Tech)
1992	4 - 7	2 - 6	*t5th	Bill Curry (Ga. Tech)
1993 ♣	6 - 6	4 - 4	*3rd	Bill Curry (Ga. Tech)

* East Division finish
✪ Great Lakes Bowl
▲ Orange Bowl
✦ Sugar Bowl
■ Cotton Bowl
♣ Peach Bowl
◗ Hall of Fame Bowl

All-Time Kentucky Coaching Records

YEARS	COACH (Alma Mater)..... YRS/UK	W	L	T	PCT.
1881	Unknown 1	1	2	0	.333
1891	Unknown 1	1	1	0	.500
1892	Prof. A.M. Miller (Princeton) 1	2	4	1	.357
1892-93	John A. Thompson (Purdue) 1	5	2	1	.688
1894	W.P. Finney (Purdue) 1	5	2	0	.714
1895	Charles Mason (Cornell) 1	4	5	0	.444
1896	Dudley Short (Cornell) 1	3	6	0	.333
1897	Lyman B. Eaton (Cincinnati) 1	2	4	0	.333
1898-99	W.R. Bass (Cincinnati) 2	12	2	2	.813
1900-01	W.H. Kiler (Illinois) 2	6	12	1	.342
1902	E.W. McLeod (Michigan) 1	3	5	1	.389
1903	C.A. Wright (Columbia) 1	7	1	0	.875
1904	F.E. Schact (Minnesota) 2	15	4	1	.775
1906-08	J. White Guyn (Kentucky) 3	17	7	1	.700
1909-1910, 12	R. Sweetland (Cornell) 3	23	5	0	.821
1911	P.P. Douglass (Michigan) 1	7	3	0	.700
1913-14	Alpha Brumage (Kansas) 2	11	5	0	.688
1915-16	J.J. Tigert (Vanderbilt) 2	10	2	3	.767
1917	S.A. Boles (Vanderbilt). 1	3	5	1	.389
1918-19	Andy Gill (Indiana) 2	5	5	1	.500
1920-22	W.J. Juneau (Wisconsin). 3	13	10	2	.560
1923	J. Winn (Princeton) 1	4	3	2	.556
1924-26	Fred J. Murphy (Yale) 3	12	14	1	.463
1927-33	Harry Gamage (Illinois) 7	32	25	5	.556
1934-37	C.A. Wynne (Notre Dame) 4	20	19	0	.513
1938-42, 44	A.D. Kirwan (Kentucky) 6	24	28	4	.464
1943	NO-TEAM—WAR YEAR				
1945	Bernie Shively 1	2	8	0	.200
1946-53	Paul Bryant (Alabama) 8	60	23	5	.710
1954-61	Blanton Collier (Georgetown) 8	41	36	3	.531
1962-68	Charlie Bradshaw (Kentucky) 7	25	41	4	.386
1969-72	John Ray (Olivet) 4	10	33	0	.233
1973-81	Fran Curci (Miami) 9	47	51	2	.480
1982-89	Jerry Claiborne (Kentucky) 8	41	46	3	.472
1990-93	Bill Curry (Georgia Tech) 4	17	28	0	.378
TOTALS	**103 SEASONS .....**	**490**	**447**	**44**	**.522**



Coach Blanton Collier



John Ray



Charlie Bradshaw



Fran Curci



Jerry Claiborne



Paul "Bear" Bryant

Annual Tackle Leaders (1970-1992)

YR	PLAYER	SOLO	ASST	TOTAL
1993	Marty Moore	81	35	116
1992	Marty Moore	-	-	148
1991	Marty Moore	-	-	183
1990	Randy Holleran	-	-	174
1989	Craig Benzinger	77	82	159
1988	Randy Holleran	102	59	161
1987	Jeff Kremer	90	90	180
1986	Larry Smith	64	70	134
1985	Larry Smith	82	70	152
1984	Cam Jacobs	88	57	145
1983	Kevin McClelland	74	63	137
1982	John Grimsley	91	65	156
1981	John Grimsley	89	64	153
1980	Scott Schroeder	82	62	144
1979	Lester Boyd	77	55	132
1978	Jim Kovach	92	72	164
1977	Mike Martin	69	56	125
1976	Jim Kovach	94	49	143
1975	Jim Kovach	76	68	154
1974	Tom Ehlers	91	83	174
1973	Frank LeMaster	82	68	150
1972	Darryl Bishop	79	57	136
1971	Darryl Bishop	73	73	146
1970	Joe Federspiel	82	43	125

Kentucky vs. All Opponents

OPPONENT	GAMES	FIRST MET	LAST MET	WON	LOST	TIED
ALABAMA	32	1917	1989	1	30	1
ALL-KENTUCKY	1	1900	1900	0	1	0
ALUMNI	1	1899	1899	1	0	0
AUBURN	26	1934	1989	5	20	1
AVONDALE	2	1900	1901	0	2	0
BALDWIN-WALLACE	1	1940	1940	1	0	0
BAYLOR	4	1963	1977	2	2	0
BEREA COLLEGE	5	1903	1909	5	0	0
BETHANY	1	1904	1904	1	0	0
BOSTON COLLEGE	1	1937	1937	0	1	0
BOWLING GREEN	3	1979	1985	2	1	0
BUTLER COLLEGE	4	1913	1917	4	0	0
CARSON-NEWMAN	2	1928	1929	2	0	0
CATLETTSBURG	2	1896	1905	1	1	0
CENTRAL MICHIGAN	4	1983	1992	4	0	0
CENTRAL UNIVERSITY	15	1892	1911	4	10	1
CENTRE COLLEGE	30	1891	1929	11	18	1
CHICAGO	1	1925	1925	0	1	0
CINCINNATI	32	1894	1992	21	8	3
CINCINNATI YMCA	2	1893	1912	2	0	0
CITADEL	1	1949	1949	1	0	0
CLEMSON	11	1925	1993	7	4	0
CO. H. of 8th MASS	1	1898	1898	1	0	0
CUMBERLAND	1	1905	1905	1	0	0
CYNTHIANA	2	1903	1905	2	0	0
DAYTON	1	1950	1950	1	0	0
DePAUW	1	1895	1895	0	1	0
DETROIT	4	1959	1964	4	0	0
DUKE	4	1930	1933	0	4	0
EARLHAM	3	1913	1915	3	0	0
EAST CAROLINA	1	1993	1993	1	0	0
EAST TENNESSEE STATE	1	1985	1985	1	0	0
EMINENCE	1	1906	1906	1	0	0
EVANSVILLE	1	1947	1947	1	0	0
FLORIDA	44	1917	1993	17	27	0
FLORIDA STATE	5	1960	1965	3	1	1
FRANKFORT A.C	1	1895	1895	1	0	0
GEORGETOWN (KY.)	24	1891	1924	23	1	0
GEORGE WASHINGTON	3	1940	1951	3	0	0
GEORGIA	47	1939	1993	9	36	2
GEORGIA TECH	19	1923	1960	7	11	1
HANOVER	2	1907	1912	2	0	0
HAWAII	1	1958	1958	1	0	0
HOUSTON	2	1965	1966	0	2	0
ILLINOIS	2	1909	1913	1	1	0
INDIANA	24	1892	1993	8	15	1
160th INDIANA	1	1898	1898	1	0	0
JEFFERSONVILLE A.C	1	1894	1894	1	0	0
KANSAS	4	1975	1982	0	3	1
KANSAS STATE	4	1961	1983	3	1	0
KENT	5	1984	1993	5	0	0
KENTUCKY WESLEYAN	6	1897	1927	5	1	0
K.M.I.	4	1903	1906	4	0	0
LEXINGTON A.C.	1	1896	1896	0	1	0
LEXINGTON HIGH	1	1911	1911	1	0	0
LOUISVILLE	6	1912	1924	6	0	0
LOUISVILLE A.C.	4	1892	1898	3	1	0
LOUISVILLE YMCA	4	1900	1902	2	2	0
LSU	44	1949	1993	12	31	1
MANHATTAN	2	1936	1937	1	1	0
MANUAL HIGH	1	1907	1907	1	0	0
MARIETTA	2	1903	1906	1	1	0
MARQUETTE	3	1945	1948	2	1	0
MARSHALL	6	1905	1960	6	0	0
MARYLAND	7	1931	1979	2	3	2
MARYVILLE	20	1907	1938	19	0	1
MEMPHIS STATE	4	1953	1957	4	0	0
MIAMI (FLORIDA)	8	1948	1963	5	3	0
MIAMI (OHIO)	11	1894	1991	6	4	1
MICHIGAN	1	1908	1908	0	1	0
MICHIGAN STATE	4	1944	1947	2	2	0
MISSISSIPPI	36	1944	1993	12	23	1
MISSISSIPPI STATE	21	1914	1993	14	7	0
MISSOURI	2	1965	1968	2	0	0
MOONEY SCHOOL	1	1902	1902	0	1	0
MORRIS-HARVEY	2	1907	1911	2	0	0
NASHVILLE UNIVERSITY	1	1902	1902	0	1	0
NEWCASTLE	1	1898	1898	1	0	0
NORTH CAROLINA	10	1910	1990	5	5	0
NORTH CAROLINA ST.	2	1909	1970	1	1	0
NORTH DAKOTA	1	1950	1950	1	0	0
NORTH TEXAS STATE	3	1950	1984	3	0	0
NORTHWESTERN	1	1928	1928	0	1	0
OGLETHORPE	2	1938	1938	2	0	0
OHIO NORTHERN	1	1913	1913	1	0	0
OHIO STATE	3	1895	1935	0	3	0
OHIO UNIVERSITY	3	1910	1987	2	1	0
OKLAHOMA	3	1895	1982	1	2	0
OREGON STATE	2	1968	1979	2	0	0
PARIS	1	1904	1904	1	0	0
PENN STATE	4	1975	1978	2	2	0
PURDUE	3	1895	1915	1	2	0
O&C RAILROAD	1	1902	1902	1	0	0
RICE	2	1953	1955	2	0	0
ROSE POLYTECHNICAL	2	1908	1909	2	0	0
RUTGERS	5	1984	1990	2	2	1
ST. MARY'S COLLEGE	1	1909	1909	1	0	0
ST. LOUIS UNIVERSITY	2	1905	1910	0	2	0
SANTA CLARA	1	1950	1950	0	1	0
SEWANEE	13	1908	1933	7	3	3
SOUTH CAROLINA	5	1937	1993	3	1	1
SOUTHERN ILLINOIS	1	1988	1988	1	0	0
SOUTHERN METHODIST	1	1949	1949	0	1	0
SOUTHERN MISSISSIPPI	2	1949	1986	2	0	0
SOUTHWESTERN	3	1920	1941	3	0	0
TENNESSEE	89	1893	1993	23	57	9
TENNESSEE TECH	1	1951	1951	1	0	0
TEXAS	1	1951	1951	0	1	0
TEXAS A&M	2	1952	1953	1	1	0
TEXAS CHRISTIAN	1	1952	1952	1	0	0
TRANSYLVANIA	21	1881	1911	14	6	1
TULANE	15	1910	1985	9	6	0
UTAH STATE	3	1970	1987	2	1	0
VANDERBILT	66	1896	1993	29	33	4
VILLANOVA	9	1947	1972	7	1	1
VIRGINIA	1	1930	1930	1	0	0
V.M.I.	16	1892	1944	12	4	0
VIRGINIA TECH	19	1926	1987	11	6	2
WASHINGTON & LEE	18	1899	1942	9	7	2
WEST VIRGINIA	20	1905	1983	11	8	1
WEST VA. WESLEYAN	1	1924	1924	0	1	0
WILMINGTON	2	1913	1914	2	0	0
WINCHESTER	1	1907	1907	1	0	0
WISCONSIN	1	1984	1984	1	0	0
XAVIER (OHIO)	20	1903	1962	18	2	0
TOTALS	**981**	**1881**	**1993**	**490**	**447**	**44**



Art Still (97), Tim Gooch (72), and Jim Kovach (50)

Kentucky vs. Major Conferences

Kentucky vs. I-A/I-AA Conferences and Independents

Conference	W	L	T	Pct.
Atlantic Coast	16	17	2	.486
Big Eight	6	6	1	.500
Big Sky	0	0	0	.000
Big Ten	13	25	1	.346
Big West	2	1	0	.667
Colonial	0	0	0	.000
Gateway Collegiate	1	0	0	1.000
Ivy League	0	0	0	.000
Mid-American	19	6	1	.780
Mid-Eastern	0	0	0	.000
Ohio Valley	1	0	0	1.000
Pacific 10	2	0	0	1.000
Southern	20	4	0	.833
Southland	3	0	0	1.000
Southwest	6	7	0	.462
SWAC	0	0	0	.000
Western Athletic	1	0	0	1.000
Yankee	7	1	1	.833
I-A Independents	75	34	9	.674
I-AA Independents	0	0	0	.000
Total	172	101	15	.623

Atlantic Coast Conference

Team	W	L	T	Pct.
Clemson	7	4	0	.636
Duke	0	4	0	.000
*Georgia Tech	0	0	0	.000
Maryland	2	3	2	.429
North Carolina	5	5	0	.500
N.C. State	1	1	0	.500
Virginia	1	0	0	1.000
Wake Forest	0	0	0	.000
Total	16	17	2	.486

* does not include UK's 7-11-1 record vs. Georgia Tech when Yellow Jackets were members of the Southeastern Confernence.

Big Eight Conference

Team	W	L	T	Pct.
Colorado	0	0	0	.000
Iowa State	0	0	0	.000
Kansas	0	3	1	.125
Kansas State	3	1	0	.750
Missouri	2	0	0	1.000
Nebraska	0	0	0	.000
Oklahoma	1	2	0	.333
Oklahoma State	0	0	0	.000
Total	6	6	1	.500

Big Ten Conference

Team	W	L	T	Pct.
Illinois	1	1	0	.500
Indiana	8	15	1	.354
Iowa	0	0	0	.000
Michigan	0	1	0	.000
Michigan State	2	2	0	.500
Minnesota	0	0	0	.000
Northwestern	0	1	0	.000
Ohio State	0	3	0	.000
Purdue	1	2	0	.333
Wisconsin	1	0	0	1.000
Total	13	25	1	.346

Big West

Team	W	L	T	Pct.
Cal-Fullerton	0	0	0	.000
Fresno State	0	0	0	.000
Long Beach State	0	0	0	.000
Nevada-Las Vegas	0	0	0	.000
New Mexico State	0	0	0	.000
Pacific	0	0	0	.000
San Jose State	0	0	0	.000
Utah State	2	1	0	.667
Total	2	1	0	.667

Gateway Collegiate Athletic Conference

Team	W	L	T	Pct.
Eastern Illinois	0	0	0	.000
Illinois State	0	0	0	.000
Indiana State	0	0	0	.000
Northern Iowa	0	0	0	.000
Southern Illinois	1	0	0	1.000
SW Missouri St.	0	0	0	.000
Western Illinois	0	0	0	.000
Total	1	0	0	1.000

Mid-American Conference

Team	W	L	T	Pct.
Akron	0	0	0	.000
Ball State	0	0	0	.000
Bowling Green	2	1	0	.667
Central Michigan	4	0	0	1.000
Eastern Michigan	0	0	0	.000
Kent	5	0	0	1.000
Miami (Ohio)	6	4	1	.591
Ohio	2	1	0	.667
Toledo	0	0	0	.000
Western Michigan	0	0	0	.000
Total	19	6	1	.780

Ohio Valley Conference

Team	W	L	T	Pct.
Austin Peay	0	0	0	.000
Eastern Kentucky	0	0	0	.000
Morehead State	0	0	0	.000
MTSU	0	0	0	.000
Murray State	0	0	0	.000
Tennessee State	0	0	0	.000
Tennessee Tech	1	0	0	1.000
Total	1	0	0	1.000

Pacific 10 Conference

Team	W	L	T	Pct.
Arizona	0	0	0	.000
Arizona State	0	0	0	.000
California	0	0	0	.000
Oregon	0	0	0	.000
Oregon State	2	0	0	1.000
Southern Cal	0	0	0	.000
Stanford	0	0	0	.000
UCLA	0	0	0	.000
Washington	0	0	0	.000
Washington State	0	0	0	.000
Total	2	0	0	1.000

Southern Conference

Team	W	L	T	Pct.
Appalachian St.	0	0	0	.000
East Tenn. State	1	0	0	1.000
The Citadel	1	0	0	1.000
Furman	0	0	0	.000
Marshall	6	0	0	1.000
UT-Chattanooga	0	0	0	.000
VMI	12	4	0	.750
Western Carolina	0	0	0	.000
Total	20	4	0	.833

Southland Conference

Team	W	L	T	Pct.
McNeese State	0	0	0	.000
NE Louisiana	0	0	0	.000
Northwestern St.	0	0	0	.000
North Texas St.	3	0	0	1.000
Sam Houston St.	0	0	0	.000
S.F. Austin	0	0	0	.000
SW Texas State	0	0	0	.000
Total	3	0	0	1.000

Southwest Conference

Team	W	L	T	Pct.
Arkansas	0	0	0	.000
Baylor	2	2	0	.500
Houston	0	2	0	.000
Rice	2	0	0	1.000
SMU	0	1	0	.000
Texas	0	1	0	.000
Texas A&M	1	1	0	.500
TCU	1	0	0	1.000
Texas Tech	0	0	0	.000
Total	6	7	0	.462

Western Athletic Conference

Team	W	L	T	Pct.
Air Force	0	0	0	.000
Brigham Young	0	0	0	.000
Colorado State	0	0	0	.000
Hawaii	1	0	0	1.000
New Mexico	0	0	0	.000
San Diego State	0	0	0	.000
UTEP	0	0	0	.000
Utah	0	0	0	.000
Wyoming	0	0	0	.000
Total	1	0	0	1.000

Yankee Conference

Team	W	L	T	Pct.
Boston	0	0	0	.000
Connecticut	0	0	0	.000
Delaware	0	0	0	.000
Maine	0	0	0	.000
Massachusetts	0	0	0	.000
New Hampshire	0	0	0	.000
Rhode Island	0	0	0	.000
Richmond	0	0	0	.000
Villanova	7	1	1	.833
Total	7	1	1	.833

I-A Independents

Team	W	L	T	Pct.
Boston College	0	1	0	.000
Cincinnati	21	8	3	.703
East Carolina	1	0	0	1.000
Florida State	3	1	1	.700
Louisville	6	0	0	1.000
Memphis State	4	0	0	1.000
Miami (Fla.)	5	3	0	.625
Penn State	2	2	0	.500
Rutgers	2	2	1	.500
South Carolina	1	1	1	.500
So.Mississippi	2	0	0	1.000
*Tulane	6	2	0	.750
Virginia Tech	11	6	2	.632
West Virginia	11	8	1	.575
Total	75	34	9	.674

* does not include UK's 3-4 record vs. Tulane when Green Wave was a member of the Southeastern Conference.

Kentucky Football Milestones

GAMES

Game	Opponent	UK-Opp	Date
1	Kentucky U.	7.2- 1	Nov. 12, 1881
50	Central U.	0-18	Nov. 6, 1897
100	Miami (Ohio)	47- 0	Oct. 24, 1903
200	Purdue	6-40	Nov. 7, 1914
300	Indiana	0-21	Oct. 1, 1927
400	Maryville	46- 7	Sep. 24, 1938
500	Georgia	25- 0	Oct. 8, 1949
600	Miss.State	33-12	Nov. 1, 1958
700	W.Virginia	35-16	Nov. 2, 1968
800	Vanderbilt	28- 6	Nov. 5, 1977
900	Va.Tech	15-17	Nov. 1, 1986
981	Clemson	13-14	Dec. 31, 1993

WINS

Win	Opponent	UK-Opp	Date
1	Kentucky U.	7.2- 1	Nov. 12, 1881
50	Georgetown	51- 0	Nov. 2, 1903
100	Maryville	13- 0	Sep. 30, 1911
200	Sewanee	7- 0	Sep. 30, 1933
300	Miami (Fla.)	29- 0	Oct. 31, 1952
400	W.Virginia	14-10	Sep. 25, 1976
450	Clemson	26- 7	Oct. 5, 1985
490	East Carolina	6-3	Nov. 13, 1993

LOSSES

Loss	Opponent	UK-Opp	Date
1	Kentucky U.	1- 2	Nov. 19, 1881
50	St. Louis	0-82	Nov. 18, 1905
100	W.V.Wesleyan	7-24	Dec. 6, 1924
200	Tennessee	0- 6	Nov. 19, 1949
300	Utah State	6-35	Oct. 10, 1970
400	Georgia	9-31	Oct. 25, 1986
447	Clemson	13-14	Dec. 31, 1993

LARGEST WINS

Margin	Score	Year
87	- UK 87, Wilmington 0	1914
83	- UK 83, No.Dakota 0	1950
81	- UK 81, Central U. 0	1904
80	- UK 80, Maryville 0	1914
80	- UK 80, Georgetown 0	1893
78	- UK 81, Earlham 3	1914
77	- UK 77, Transylvania 0	1909
73	- UK 73, Louisville 0	1922
70	- UK 70, Xavier 0	1946

LARGEST LOSSES

Margin	Score	Year
82	- St. Louis 82, UK 0	1905
67	- Centre 67, UK 0	1894
62	- Michigan 62, UK 0	1908
56	- Centre 56, UK 0	1919
55	- Centre 55, UK 0	1921
48	- Tennessee 48, UK 0	1993

MOST POINTS SCORED, BOTH TEAMS

Points	Score	Year
88	- Indiana 58, UK 30	1969
87	- UK 87, Wilmington 0	1914
85	- UK 72, Tenn.Tech 13	1951
84	- Central U. 48, UK 36	1893
84	- UK 81, Earlham 3	1914
83	- UK 83, No.Dakota 0	1950

All-Time Kentucky Series Scores

(UK RECORD IN PARENTHESIS)

ALABAMA
(1-30-1)

1917	L	0-27
1922	W	6-0
1923	L	8-16
1924	L	7-42
1925	L	0-31
1926	L	0-14
1927	L	6-21
1928	L	0-14
1929	L	13-24
1930	L	0-19
1931	L	7-9
1932	L	7-12
1933	L	0-20
1934	L	14-34
1935	L	0-13
1936	L	0-14
1937	L	0-41
1938	L	6-26
1939	T	7-7
1940	L	0-25
1941	L	0-30
1942	L	0-14
1944	L	0-41
1945	L	19-60
1946	L	7-21
1947	L	0-13
1972	L	0-35
1973	L	14-28
1980	L	0-45
1981	L	10-19
1988	L	27-31
1989	L	3-15

ALL-KENTUCKY
(0-1-0)

1900	L	0-5

ALUMNI
(1-0-0)

1899	W	6-5

AUBURN
(5-20-1)
See Page 90

AVONDALE A.C.
(0-2-0)

1900	L	5-11
1901	L	6-17

BALDWIN-WALLACE
(1-0-0)

1940	W	59-7

BAYLOR
(2-2-0)

1963	W	19-7
1964	L	15-17
1977	L	6-21
1978	W	25-21

BEREA
(5-0-0)

1903	W	17-0
1904	W	42-0
1905	W	46-0
1908	W	17-0
1909	W	28-0

BETHANY
(1-0-0)

1904	W	6-0

BOSTON COLLEGE
(0-1-0)

1937	L	0-13

BOWLING GREEN
(2-1-0)

1979	W	20-14
1980	W	21-20
1985	L	26-30

BUTLER
(4-0-0)

1913	W	21-7
1915	W	33-0
1916	W	39-3
1917	W	33-0

CARSON-NEWMAN
(2-0-0)

1928	W	61-0
1929	W	58-0

CATLETTSBURG, A.C.
(1-1-0)

1896	L	4-6
1905	W	23-0

CENTRAL
(4-10-1)

1892	L	6-8
1892	L	4-8
1892	L	6-10
1893	L	36-48
1894	W	38-10
1896	W	62-0
1897	L	0-18
1899	L	0-5
1900	L	0-6
1900	L	0-11
1901	L	0-5
1902	L	0-15
1904	W	40-0
1904	W	81-0
1905	T	11-11

CENTRAL MICHIGAN
(4-0-0)

1983	W	31-14
1988	W	18-7
1990	W	20-17
1992	W	21-14

CENTRE
(11-18-1)

1891	L	0-10
1893	L	4-6
1894	L	0-67
1895	W	6-0
1895	L	0-16
1896	L	0-32
1896	L	0-44
1897	L	0-36
1898	W	6-0
1899	T	11-11
1900	L	0-5
1906	L	6-12
1907	W	11-0
1908	W	40-0
1909	W	15-6
1910	L	6-12
1911	W	8-5
1916	W	68-0
1917	L	0-3
1918		Cancelled
1919	L	0-56
1920	L	0-49
1921	L	0-55
1922	L	3-27
1923	L	0-10
1924	L	0-7
1925	W	16-0
1926	L	0-7
1927	W	53-0
1928	W	8-0
1929	W	33-0

CHICAGO
(0-1-0)

1925	L	0-9

CINCINNATI YMCA
(2-0-0)

1893	W	14-4
1912	W	56-0

CINCINNATI
(21-8-3)

1894	L	4-32
1900	L	6-20
1901	T	0-0
1901	W	16-0
1902	T	6-6
1904	L	0-11
1911	L	0-6
1912	W	19-13
1913	W	27-7
1914	L	7-14
1915	W	27-6
1916	W	32-0
1919	L	0-7
1920	W	7-6
1922	W	15-0
1923	W	14-0
1933	W	3-0
1934	W	27-0
1945	W	13-7
1945	L	7-16
1946	W	26-7
1947	W	20-0
1948	W	28-7
1949	W	14-7
1950	W	41-7
1952	W	14-6
1983	T	13-13
1985	W	27-7
1986	W	37-20
1989	W	31-0
1991	W	20-17
1992	L	13-17

CITADEL
(1-0-0)

1949	W	44-0

CLEMSON
(7-4-0)

1925	W	19-6
1929	W	44-6
1934	W	7-0
1936	W	7-6
1938	L	0-14
1952	W	27-14
1971	W	13-10
1981	L	3-21
1982	L	6-24
1985	W	26-7
1993	L	13-14

CO. H. of 8th MASS.
(1-0-0)

1898	W	59-0

CUMBERLAND
(1-0-0)

1905	W	12-0

CYNTHIANA
(2-0-0)

1903	W	39-0
1905	W	52-0

DAYTON
(1-0-0)

1950	W	40-0

DePAUW
(0-1-0)

1895	L	0-18

DETROIT
(4-0-0)

1959	W	32-7
1962	W	27-8
1963	W	35-18
1964	W	13-6

DUKE
(0-4-0)

1930	L	7-14
1931	L	0-7
1932	L	0-13
1933	L	7-14

EARLHAM
(3-0-0)

1913	W	28-10
1914	W	81-3
1915	W	54-13

EAST CAROLINA
(1-0-0)

1993	W	6-3

EAST TENNESSEE STATE
(1-0-0)

1985	W	23-13

EMINENCE A.C.
(1-0-0)

1906	W	48-0

EVANSVILLE
(1-0-0)

1947	W	36-0

FLORIDA
(17-27-0)
See Page 87

FLORIDA STATE
(3-1-1)

1960	W	23-0
1961	W	20-0
1962	T	0-0
1964	L	6-48
1965	W	26-24

FRANKFORT A.C.
(1-0-0)

1895	W	10-0

GEORGETOWN (KY)
(23-1-0)

1891	W	8-2
1893	W	80-0
1894	W	40-6
1895	L	0-10
1896	W	16-0
1897	W	20-4
1898	W	28-0
1899	W	34-0
1900	W	12-0
1901	W	17-0
1902	W	28-0
1903	W	51-0
1904	W	35-0
1906	W	19-0
1907	W	38-0
1909	W	22-6
1910	W	37-0
1911	W	18-0
1918	W	21-3
1919	W	12-0
1921	W	33-0
1922	W	40-6
1923	W	35-0
1924	W	42-0

GEORGE WASHINGTON
(3-0-0)

1940	W	24-0
1942	W	27-6
1951	W	47-13

GEORGIA
(9-35-2)
See Page 100

GEORGIA TECH
(7-11-1)

1923	T	3-3
1932	W	12-6
1933	W	7-6
1935	W	25-6
1936	L	0-34
1937	L	0-32
1938	L	18-19
1939	L	6-13
1940	W	26-7
1941	L	13-20
1942	L	7-47
1950	W	28-14
1951	L	7-13
1954	W	13-6
1956	L	6-14
1957	L	0-13
1958	W	13-0
1959	L	12-14
1960	L	13-23

HANOVER
(2-0-0)

1907	W	40-0
1912	W	64-0

HAWAII
(1-0-0)

1958	W	51-0

HOUSTON
(0-2-0)

1965	L	21-38
1966	L	18-56

ILLINOIS
(1-1-0)

1909	W	6-2
1913	L	0-21

INDIANA
(8-15-1)
See Page 88

160th INDIANA
(1-0-0)

1898	W	17-0

JEFFERSONVILLE A.C.
(1-0-0)

1894	W	64-0

KANSAS
(0-3-1)

1975	L	10-14
1976	L	16-37
1981	L	16-21
1982	T	13-13

KANSAS STATE
(3-1-0)

1961	W	21-8
1970	W	16-3
1982	L	9-23
1983	W	31-12

KENT
(5-0-0)

1984	W	42-0
1986	W	37-12
1988	W	38-14
1991	W	24-6
1993	W	35-0

KENTUCKY MILITARY
(4-0-0)

1903	W	18-0
1904	W	11-0
1905	W	12-4
1906	W	16-11

KENTUCKY WESLEYAN
(5-1-0)

1897	L	0-4
1907	W	17-0
1909	W	18-0
1910	W	42-0
1921	W	68-0
1927	W	13-7

LEXINGTON A.C.
(0-1-0)

1896	L	0-10

LEXINGTON HIGH SCHOOL
(1-0-0)

1911	W	17-0

LSU
(12-30-1)
See Page 91

LOUISVILLE
(6-0-0)
See Page 86

LOUISVILLE A.C.
(3-1-0)

1892	W	14-10
1895	W	16-10
1896	L	4-30
1898	W	16-0

LOUISVILLE YMCA
(2-2-0)

1900	W	12-6
1900	W	12-0
1901	L	0-11
1902	L	0-17

MANHATTAN
(1-1-0)

1936	L	7-13
1937	W	19-0

MANUAL HIGH SCHOOL
(1-0-0)

1907	W	30-0

MARIETTA
(1-1-0)

1903	W	11-5
1906	L	0-16

MARQUETTE
(2-1-0)

1945	L	13-19
1946	W	35-0
1948	W	25-0

MARSHALL
(6-0-0)

1905	W	53-0
1912	W	12-0
1921	W	28-0
1922	W	16-0
1923	W	41-0
1960	W	55-0

MARYLAND
(2-3-2)

1931	T	6-6
1954	L	0-20
1956	W	14-0
1975	T	10-10
1976	L	14-24
1978	L	3-20
1979	W	14-7

MARYVILLE
(19-0-1)

1907	W	5-2
1908	W	18-0
1910	W	12-5
1911	W	13-0
1912	W	34-0
1914	W	80-0
1917	W	19-0

All-Time Kentucky Series Scores

1920	W	31-0
1923	W	28-0
1925	W	13-6
1926	W	25-0
1927	T	6-6
1929	W	40-0
1930	W	57-0
1931	W	19-0
1933	W	46-2
1934	W	26-0
1935	W	60-0
1936	W	54-3
1938	W	46-7

MEMPHIS
(4-0-0)

1953	W	20-7
1954	W	33-7
1955	W	41-7
1957	W	53-7

MIAMI (FLA)
(5-3-0)

1948	W	25-5
1949	W	21-6
1951	W	32-0
1952	W	29-0
1959	W	22-3
1961	L	7-14
1962	L	17-25
1963	L	14-20

MIAMI (OHIO)
(6-4-1)

1894	W	28-6
1899	W	18-5
1902	W	11-5
1903	W	47-0
1911	W	12-0
1912	L	8-13
1917	T	0-0
1920	L	0-14
1974	L	10-14
1979	L	14-15
1991	W	23-20

MICHIGAN
(0-1-0)

1908	L	0-62

MICHIGAN STATE
(2-2-0)

1944	L	0-2
1945	L	6-7
1946	W	39-14
1947	W	7-6

MISSISSIPPI
(12-23-1)

1944	W	27-7
1945	L	7-21
1946	W	20-7
1947	L	7-14
1948	L	7-20
1949	W	47-0
1950	W	27-0
1951	L	17-27
1952	T	13-13
1953	L	6-22
1954	L	9-28
1955	W	28-0
1956	L	7-37
1957	L	0-15
1958	L	6-27
1959	L	0-16
1960	L	6-21
1961	L	6-20
1962	L	0-14
1963	L	7-31
1964	W	27-21
1965	W	16-7
1966	L	0-17
1967	L	13-26
1968	L	14-30
1969	W	10-9
1970	L	17-20
1971	L	20-34
1978	W	24-17
1979	W	14-3
1986	L	13-33
1987	W	35-6
1990	L	29-35
1991	L	14-35
1992	L	14-24
1993	W	21-0

MISSISSIPPI STATE
(14-7-0)
See page 93

MISSOURI
(2-0-0)

1965	W	7-0
1968	W	12-6

MOONEY SCHOOL
(0-1-0)

1902	L	0-23

MORRIS HARVEY
(2-0-0)

1907	W	29-0
1911	W	12-0

NASHVILLE U.
(0-1-0)

1902	L	0-11

NEWCASTLE A.C.
(1-0-0)

1898	W	36-0

NORTH CAROLINA
(5-5-0)

1910	W	11-0
1934	L	0-6
1966	W	10-0
1970	L	10-20
1972	L	20-31
1973	L	10-16
1976	W	21-0
1977	W	10-7
1989	W	13-6
1990	L	13-16

NORTH CAROLINA STATE
(1-1-0)

1909	L	6-15
1970	W	27-2

NORTH DAKOTA
(1-0-0)

1950	W	83-0

NORTH TEXAS STATE
(3-0-0)

1950	W	25-0
1981	W	28-6
1984	W	31-7

NORTHWESTERN
(0-1-0)

1928	L	0-7

OGLETHORPE
(2-0-0)

1938	W	66-0
1939	W	58-0

OHIO NORTHERN
(1-0-0)

1913	W	21-0

OHIO STATE
(0-3-0)

1895	L	6-8
1919	L	0-49
1935	L	6-19

OHIO UNIVERSITY
(2-1-0)

1910	W	12-0
1971	L	6-35
1987	W	28-0

OKLAHOMA
(1-2-0)

1951	W	13-7
1980	L	7-29
1982	L	8-29

OREGON STATE
(2-0-0)

1968	W	35-34
1976	W	38-13

PARIS A.C.
(1-0-0)

1904	W	28-0

PENN STATE
(2-2-0)

1975	L	3-10
1976	W	22-6
1977	W	24-20
1978	L	0-30

PURDUE
(1-2-0)

1895	L	0-32
1914	L	6-40
1915	W	7-0

Q.& C. R.R.(LEX)
(1-0-0)

1902	W	22-0

RICE
(2-0-0)

1953	W	19-13
1955	W	20-16

ROSE POLY
(2-0-0)

1908	W	12-0
1909	W	43-0

RUTGERS
(2-2-1)

1984	W	27-14
1986	T	16-16
1987	L	18-19
1989	W	33-26
1990	L	8-24

ST. MARY'S
(1-0-0)

1909	W	29-0

ST. LOUIS
(0-2-0)

1905	L	0-82
1910	L	0-9

SANTA CLARA
(0-1-0)

1950	L	13-21

SEWANEE
(7-3-3)

1908	L	0-12
1915	T	7-7
1916	T	0-0
1917	L	0-7
1919	W	6-0
1920	T	6-6
1921	L	0-6
1922	W	7-0
1924	W	7-0
1925	W	14-0
1930	W	37-0
1932	W	18-0
1933	W	7-0

SMU
(0-1-0)

1949	L	7-20

SPU (SOUTHWESTERN)
(3-0-0)

1920	W	62-0
1934	W	33-0
1941	W	33-19

SOUTH CAROLINA
(3-1-1)
See Page 89

SOUTHERN ILLINOIS
(1-0-0)

1988	W	24-10

SOUTHERN MISSISSIPPI
(2-0-0)

1949	W	71-7
1986	W	32-0

TENNESSEE
(23-57-9)
See Page 96

TENNESSEE TECH
(1-0-0)

1951	W	72-13

TEXAS
(0-1-0)

1951	L	6-7

TEXAS A&M
(1-1-0)

1952	W	10-7
1953	L	6-7

TCU
(1-0-0)

1952	W	20-7

TRANSYLVANIA
(14-6-1)

1881	W	7.2-1
1881	L	1-2
1881	L	2.2-3.7
1891		Called
1892	T	0-0
1892	W	10-4
1893	W	28-0
1893	W	38-28
1894	W	44-0
1895	W	26-0
1896	W	36-6
1897	W	8-6
1898	W	18-0
1899	W	23-6
1900	W	12-0
1901	L	0-27
1902	L	5-6
1903	L	0-17
1904	W	21-4
1907	W	5-0
1909	W	77-0
1911	L	5-12

TULANE
(9-6-0)

1910	W	10-3
1932	L	3-6
1933	L	0-34
1934	L	7-20
1935	L	13-20
1951	W	37-0
1952	W	27-6
1972	L	7-18
1973	W	34-7
1974	W	30-7
1975	W	23-10
1980	L	22-24
1983	W	26-14
1984	W	30-26
1985	W	16-11

UTAH STATE
(2-1-0)

1970	L	6-35
1980	W	17-10
1987	W	41-0

VANDERBILT
(29-33-4)
See Page 94

VILLANOVA
(7-1-1)

1947	W	24-14
1948	T	13-13
1950	W	34-7
1951	W	35-13
1952	L	6-25
1953	W	19-0
1954	W	28-3
1955	W	28-0
1972	W	25-7

VIRGINIA
(1-0-0)

1930	W	47-0

VMI
(12-4-0)

1892	L	0-34
1912	L	2-3
1921	W	14-7
1924	L	3-10
1925	W	7-0
1926	L	9-10
1927	W	25-0
1928	W	18-6
1929	W	23-12
1930	W	26-0
1931	W	20-12
1932	W	23-0
1933	W	21-6
1936	W	38-0
1939	W	21-0
1944	W	26-2

VIRGINIA TECH
(11-6-2)

1926	T	13-13
1931	W	20-6
1932	L	0-7
1941	W	37-14
1942	T	21-21
1963	W	33-14
1966	L	0-7
1967	L	14-24
1969	W	7-6
1971	W	33-27
1973	W	31-26
1974	W	38-7
1975	W	27-8
1977	W	32-0
1978	W	28-0
1981	L	3-29
1982	L	3-29
1986	L	15-17
1987	W	14-7

WASHINGTON & LEE
(9-7-2)

1899	T	0-0
1899	W	6-0
1923	T	6-6
1924	L	7-10
1925	L	0-25
1926	L	13-14
1927	L	0-25
1928	W	6-0
1929	W	20-6
1930	W	33-14
1931	W	45-0
1932	W	53-7
1933	L	0-7
1934	L	0-7
1936	W	39-7
1937	W	41-6
1938	L	0-8
1940	W	47-12

WEST VIRGINIA
(11-8-1)

1905	L	0-45
1939	W	13-6
1940	L	7-9
1941	W	18-6
1942	L	0-7
1944	W	40-9
1945	W	19-6
1946	W	13-0
1947	W	15-6
1964	L	21-26
1965	W	28-8
1966	T	14-14
1967	W	22-7
1968	W	35-16
1969	L	6-7
1974	L	3-16
1976	W	14-10
1977	W	28-13
1979	L	6-10
1983	L	20-16

W. VA. WESLEYAN
(0-1-0)

1924	L	7-24

WILMINGTON
(2-0-0)

1913	W	33-0
1914	W	87-0

WINCHESTER A.C.
(1-0-0)

1907	W	6-0

WISCONSIN
(1-0-0)

1984	W	20-19

XAVIER (O.)
(18-2-0)

1903	W	21-0
1935	W	21-7
1936	W	21-0
1937	W	6-0
1938	L	7-26
1939	W	21-0
1940	W	13-0
1941	W	21-6
1942	W	35-19
1946	W	70-0
1947	W	20-7
1948	W	48-7
1949	W	21-7
1956	W	33-0
1957	W	27-0
1958	W	20-6
1959	W	41-0
1960	W	49-0
1961	W	9-0
1962	L	9-14

YMI of CINCINNATI
(1-0-0)

1912	W	56-0

Kentucky Assistant Coaches - 1946 - 1993

NAME	ALMA MATER	YEARS/UK	POSITION
ADOLPH, Dave	(Akron '59)	1969-72	Off. Line
ARCHER, Mike	**(Miami, Fla. '75)**	**1993-94**	**Def. Coord.**
ALLEN, Ermal	(Kentucky '42)	1947-62	Off. Backs
ARNSPARGER, Bill	(Miami, O. '50)	1954-61	Off. Line
ATKINSON, Joe	(Vanderbilt '42)	1946-49	Guards
BAILEY, Charlie	(Tampa '62)	1975-81	Def. Coord.
BALITSARIS, Mike	(Tennessee '42)	1946-47	Ends
BENNETT, Leeman	(Kentucky '60)	1962, 65	Off. Backs
BLACKLEDGE, Ron	(Bowling Green '60)	1973-75	Off. Line
BOONE, George	(Kentucky '61)	1961-65	Def. Line
BOWDEN, Tommy	(West Virginia '76)	1990	Off. Coord.
BRADFORD, Vic	(Alabama '39)	1951	Backs
BRADSHAW, Charlie	(Kentucky '50)	1954-58	Off. Backs
CAIN, Ron	(Kentucky '59)	1969-70	Receivers
CALLAHAN, Ray	(Kentucky '56)	1963-66	Off. Line
CAMPBELL, Whitey	(Miami U. '57)	1969-70	Def. Backs
CARMODY, Jim	(Tulane '55)	1963	Fr. Coord.
CARR, Fletcher	(Tampa '73)	1973-75	Centers
CATAVOLOS, George	(Purdue '67)	1977-81	Def. Backs
CASSITY, Mike	(Kentucky '75)	1980-81	Def. Backs
CHAPMAN, George	(Georgia '35)	1950	Def. Line
CLAIBORNE, Jerry	(Kentucky '50)	1952-53	Def. Back/LBs
COOPER, John	(Iowa St. '62)	1973-76	Def. Backs
CONDE, Bill	(Kentucky '52)	1967-68	Off. Line
COUGHLIN, Don	(Miami U. '62)	1973-76, 78	Def. Line
CROPP, John	(Vanderbilt '61)	1991	Tight Ends
CUMMINGS, Bob	(Vanderbilt '48)	1959-60	Def. Backs
CUTCHIN, Phil	(Kentucky '43)	1952-53	Backs
DEEB, Norm	(Eastern '59)	1959-61	Fresh. Line
DEVLIN, John	(West Chester '59)	1982-83	Linebackers
DICKEY, Daryl	**(Tennessee '85)**	**1990-94**	**Off. Coord/QB's**
DIETZEL, Paul	(Miami, O. '47)	1951-52	Assistant
DORR, Ray	**(W. Va. Weslyan '65)**	**1993-94**	**Running Backs**
EISAMAN, Jerry	(Kentucky '60)	1982-89	Quarterbacks
ENGLISH, Wally	(Louisville '57)	1967-68	Quarterbacks
ETCHEBERRY, Pat	(Kentucky '68)	1984-88	Strength
FITZGERALD, Denny	(Michigan '62)	1969-70	Def. Coord.
FLIGG, Jack	(Oglethorpe '55)	1990-93	Adm. Asst.
FORD, Bob	(Memphis St. '55)	1962-65	Def. Coord.
FUCCI, Dominic	(Kentucky '48)	1956-58	Def. Backs
FUGETT, Todd	(E. C. Oklahoma '85)	1990-91	Ban/Rov
FULLER, Leon	(Alabama '60)	1966-68	Def. Backs
GALAT, Joe	(Miami, O. '62)	1973, 75	Def. Line
GARBER, Chip	(Maryland '78)	1982-89	Def. Backs
GIBBS, Alex	(Davidson '83)	1971-72	Secondary
GLASER, Bill	**(Bellarmine '65)**	**1977-94**	**Def. Line**
GUY, John	(N. C. A&T '73)	1990-91	Outside LBs
HAERING, Joe	(Bucknell '64)	1970-72	Off. Backs
HALLUM, John (Jake)	(Newberry '60)	1982-89	Off. Line
HAM, Frank	(Olivet '40)	1969-72	Adm. Asst.
HART, Dave	(St. Vincent '50)	1962-63	Def. Coord.
HAWKINS, Ralph	(Maryland '57)	1962-65	Def. Backs
HOLWAY, Richard	(Kentucky '50)	1950	
HUNTER, Hal	(Pittsburg '55)	1971-72	Off. Line
HUNTRESS, Carroll	(N. Hampshire '49)	1969-72	Off. Line
JAMES, Pat	(Kentucky '51)	1951	
JASPER, Bill	(Tennessee '52)	1963-64	Line
KIRKSEY, Larry	(Eastern '73)	1977-81	Receivers
KNOX, Chuck	(Juniata '54)	1961-62	Off. Line
LAIR, Matt	(Kentucky '48)	1954-58, 62-63	Asst. H.C.
LANGLEY, J.D.	(Chattanooga '43)	1951	Off. Line
LASLIE, Carney	(Alabama '33)	1946-51	Tackles
LEAL, Dan	(Gannon Col. '60)	1973-74	Recruiting
LEWIS, Joseph	(Western '79)	1984-85	Receivers
LEWIS, Walter	(Alabama '84)	1990-91	Off. Backs
LIKINS, Dave	(Centre '80)	1982-89	Outside LBs
LIMBAUGH, Tommy	**(Alabama '67)**	**1990-94**	**Asst. H.C./T.E.**
McCLENDON, Charles	(Kentucky '51)	1951	Ends
McCUBBIN, Bill	(Kentucky '40)	1951	Fresh. Coord.
McCULLERS, Charlie	(Tampa '60)	1979-80	Off. Line
MIRILOVICH, Jon	(Miami U. '60)	1973-76, 79	Off. Coord.
MITCHELL, Billy	(Kentucky '57)	1973-79	Receivers
MOORE, Bud	(Alabama '61)	1962-64	Asst. Line
MORAN, Paul	(Cent. Conn. St. '68)	1972	Assistant
MOSELEY, Bill	(Kentucky '45)	1954-55	Backfield
MOSELEY, Frank	(Alabama '33)	1946-51	Backfield
MOSS, Joe	(Virginia Tech '61)	1965-66	Line
MOSS, Perry	(Illinois '48)	1976-78, 81	Off. Coord.
NARDUZZI, Bill	(Miami, O. '59)	1973-74	Def. Coord.
NEW, Larry	(Illinois '65)	1990-92	Def. Coord.
NIBLACK, Jim	(Florida '51)	1977-78	Off. Line
NICOLAU, Nick	(So. Conn. '57)	1973-75	Off. Backs
NORD, Greg	(Kentucky '80)	1982-89	Off. Backs
NORTH, John	(Vanderbilt '48)	1956-61	Ends
OWEN, Phil	(Georgetown '53)	1964-68	Freshmen
OWENS, Jim	(Oklahoma '50)	1951-53	Ends
PELL, Charley	(Alabama '63)	1965-68	Def. Line
PHILLIPS, Joker	**(Kentucky '86)**	**1991-94**	**Receivers**
POYNTER, Jim	(Kentucky '61)	1965-68	Off. Backs
REDDING, Dick	(Springfield '40)	1982-89	Recruiting
RHOADES, Rick	(C. Missouri St. '70)	1990-92	Off. Coord.
RICE, Homer	(Centre '51)	1962-65	Off. Coord.
RILEY, Don	**(E. Tenn. State '56)**	**1992-94**	**Off. Line**
RUTLEDGE, Ed	(Western '41)	1956-61	Ends
SCHNELLENBERGER, Howard	(Kentucky '58)	1959-60	Ends
SEFCIK, George	(Notre Dame '62)	1969-72	Off. Coord.
SEKANOVICH, Dan	(Tennessee '54)	1971-72	Def. Line
SENGEL, George	(Kentucky '48)	1961-68	Ends
SHANNON, J.R.	(Kentucky '59)	1959-61	Recruiting
SHARPLESS, Rod	(Maryland '75)	1982-89	Def. Tackles
SHERIDAN, Farrell	(Minnesota '73)	1982-89	Off. Tackles
SHIVELY, Doug	(Kentucky '59)	1966-68	Def. Ends
SHULA, Don	(John Carroll '51)	1959	Off. Backs
SMITH, Lovie	(Tulsa '80)	1992	Def. Ends
SMITH, Rick	**(Florida State '71)**	**1990-94**	**Def. Backs**
SNYDER, Charles	(Marshall '48)	1958	Off. Backs
STROCK, Terry	(Virginia Tech. '62)	1983-89	Linebackers
TATE, Dick	(Illinois '67)	1971-72	Freshmen
TURCHETTA, Tom	(Miami U. '72)	1979-81	Tight Ends
TURNER, David	**(Davidson '85)**	**1993-94**	**Def. Ends**
UNDERWOOD, Clarence	(Marshall '38)	1948-55, 65-68, 73-76	Line
VIADELLA, Joe	(Rhode Island '83)	1984-85	Receivers
WELLS, David	(Ole Miss '66)	1974-76	Receivers
WALDRON, Ro	(Virginia Tech '81)	1984-85	Centers



Ermal Allen



George Catavolos



John Cooper



Chuck Knox



Rod Sharpless



Terry Strock

All-Time Kentucky Football Lettermen

A



GEORGE ADAMS
Uk's 3rd all-time leading rusher; selected in first round of 1984 NFL draft

Abbot, Bob 1967
Abraham, Richard 1980-81-82
Acheson, Kevin 1974
Adair, George 1905-06-07
Adams, George 1981-82-83-84
Adams, Greg, Mgr. 1984-85
Adams, Richard 1980
Adams, Vic 1986-87-88
Adkins, Tommy 1951-52-53
Alaman, Paul, Mgr. 1986
Aldridge, Burton 1930-32-33
Alexander, Barry 1983-84-85
Alford, Smith 1893-94-95-96
Allen, Bill 1988
Allen, Ermal 1939-40-41
Allen, Rich 1971-72-73
Allgeier, Todd 1987
Althaus, Carl 1941-42
Alvarez, Jack 1971-72-73
Amerson, Glenn 1982-83
Amshoff, Jay 1988
Anderson, H.C. 1893
Anderson, Tom 1967
Andrews, Ken 1929-30-31
Andrighetti, John 1963-64-65
Ansley, Ben 1980
Antonini, Frank 1964-65-66
Arenstein, Leo 1944
Ariza, Dan 1993
Armstead, Brad 1989-90-91-92
Arnold, Chuck 1966
Arnsparger, Bill 1944
Asher, A.J. 1897
Asher, G.M. 1895
Asher, Letcher 1932
Askin, Mark 1991-92-93
Atkins, Bob 1909
Atkins, Presley 1902,1904-05
Ayers, Clarence 1933-34-35

B



GEORGE BLANDA
Four-year letterman for UK; Pro Football Hall of Fame inductee after 26 seasons

Babb, Jim 1946-47
Bablitz, August A. 1910-11
Bach, Stanley 1932-33
Baer, Stanley 1905-06
Bailey, J.Y. (Bill) 1913-14
Bailey, Joe 1938-39-40
Bailey, John 1952
Bair, Dave 1967-68
Baird, Kerry 1980-81-82-83
Baird, M. 1905
Baird, Charles N. 1892
Baker, Al 1988-89-90
Barga, Ray 1971-72-73
Baldwin, John 1950-51-52
Ball, Sam 1963-64-65
Ball, Shane 1991
Banks, Jeff 1983
Barbee, Dick 1907-08-09
Barnett, James 1945
Barnett, Oliver 1986-87-88-89
Barrington, John 1976
Bartlett, Tom 1918
Bartos, Bill 1973-74-75
Bassitt, Bob 1952
Bastin, A.L. 1918
Baugh, Frank 1921
Baugh, Walte 1917-18
Baughman, Bob 1929-30
Bayless, T. Gardner 1924
Beadles, Terry 1965-66-67
Beal, Dick 1944
Beard, Dick 1968-69
Beard, T.W. 1904
Beatty, Jerry 1954
Becherer, Tom 1963-64-65
Beck, Norman 1942
Beehn, Zane 1990-91-92-93
Beeler, Bob 1940-41
Beirne, Mike 1967
Bell, Jerry 1988-89-90-91
Belt, Sylvan 1926-27
Bennett, Bob 1954-55-56
Bennett, Leeman 1958-59-60
Benson, Pascal 1957-58-59
Bentley, Charles 1946-47-48-49
Bentley, Jerry 1969-70-71
Benzinger, Craig 1986,88-89
Berry, Steve 1990-91-93
Betz, Damon 1991-92
Bezuk, Bob 1949
Bibin, Arvon 1953
Bickel, Arthur 1927
Bickel, George 1930
Bilberry, Darren 1987-88-89
Bird, Billy 1961
Bird, Calvin 1958-59-60
Bird, Rodger 1963-64-65
Bishop, Darryl 1971-72-73
Bishop, Fred 1973-74
Bitler, Todd 1983
Bilvin, Arvon 1953
Black, Billy 1940
Black, Harold 1936-37-38
Black, Marvin 1905
Blackburn, Charles 1967-68
Bland, Leroy 1918
Blanda, George 1945-46-47-48
Blanton, Jerry 1974-75-76-77
Blevins, Ralph 1932
Blocker, Dick 1957-58
Bocard, Ken 1961-62-63
Boeckmann, Steve 1984
Bojalad, Ron 1982-83
Bolden, John 1987-88-89-90
Boller, Bill 1946-47-48-49
Bond, Dave 1979-80-81
Boone, George 1957-58-59
Booth, Scott 1989
Bosse, Joe 1935-36-37
Boston, Bill 1937,39
Boswell, M.T. 1893
Boulware, Mike 1967-68-69
Bow, John 1976-77-78-79
Bowen, James 1980,82
Bowens, Cecil 1970-71
Bowie, Jim 1958
Bowling, Willie L. 1901
Boyd, Bert 1921
Boyd, Jim 1958
Boyd, Leman 1993
Boyd, Lester 1975-76, 78-79
Boyd, Ritchie, 1977-78-79
Boyle, Tom 1981
Bozick, Bruce 1984-85
Bradley, Chuck 1989-90-91-92
Bradshaw, Charlie 1946-47-48-49
Brady, Jeff 1988-89-90
Brandel, Joe 1961
Brandstetner, "Brandy" 1911
Bransom, Ben Jr. 1973-74
Branson, Don 1905
Branum, Matt 1989-90-91-92
Brewer, Bruce 1904-05-06
Brewer, Ted 1922
Britt, Andy 1992-93
Brittain, John 1915-16-17
Britton, Donnie 1966-67
Brock, Lafayette, Mgr. 1896
Brock, Mark 1987
Brockman, G.F. 1907
Bronston, Jake 1929-30
Brooks, Bobby 1948-49
Brooks, Effley 1979-80-81-82
Brooks, Randy 1976-77-78,80
Broughton, Chuck 1988-89
Brown, Bob 1962-63-64
Brown, Dave 1939-40-41
Brown, Harry 1939-40-41
Brown, Herbert W. Jr. 1928
Brown, Jack 1971
Brown, Jim 1993
Brown, Locky 1955
Brown, Paul 1913
Browning, Alfonzo 1992-93
Browning, Charles 1946-47
Brueck, Joe 1959
Bruno, Al 1948-49-50
Brush, Tommy 1961
Bryan, Daniel B., Mgr. 1925
Bryan, John 1892-93-94
Bryant, Charles (Perky) 1961-62-63
Bryant, Cisco 1983-84-85
Bryant, Joe 1976-77
Bryant, Gene 1934
Bryant, Thomson, Mgr. 1907
Bryant, Warren 1973-74-75-76
Buban, Gerald 1977
Buchanan, Don 1957
Burbage, Cornell 1984-85-86
Burford, Mike 1980
Burke, Randy 1974-75-76
Burks, Albert 1988-89
Burnam, Buzz 1970-71-72
Burrell, Stacey 1981-82-83-84
Bushong, Bill 1970-71
Butler, Bob 1959-60-61
Butler, Jack 1954-55-56
Byrd, Robert 1980

C



SONNY COLLINS
UK's all-time leading rusher with 3,835 yards; played one year in NFL

Cahill, Mike 1988
Cain, Ronnie 1957-58-59
Caldwell, Carmichael 1983-84-85
Calhoun, Paul 1982-83-84
Callahan, Ray 1953-54-55
Calvert, Tim 1991-92-93
Cambron, Jim 1957-58
Cammack, A.B. (Red), Mgr. 1922
Cammack, Jim 1921-22-23,25
Campassi, Steve 1972-73-74-75
Campbell, Bill 1990-91-92
Campbell, J. 1909-10
Campbell, James 1897
Campbell, Jim 1978-79-80-81
Campbell, Kenton 1944-45
Campbell, Mark 1971
Campbell, Tom 1895-96
Campbell, Walter 1900,02
Cannon, Willie 1991-92-93
Carboni, Steve 1973
Cardwell, Denny 1963
Cardwell, J.W. 1908
Carey, George B. 1892-93-94-95
Carlig, Clyde 1952,55
Carnahan, James W. 1892,94-95
Carnes, Wilce 1938-39
Carney, Conrad 1986
Carpenter, Bruce 1976
Carpenter, W.T., Mgr. 1897
Carr, Ray 1973-74-75-76
Carrithers, William S. 1912
Carroll, Arvel Jr. 1970-71-72
Carroll, Mike 1966, Mgr. 1967
Carson, Don 1961
Carter, Howard 1992-93
Carter, Larry 1975,77-78-79
Cartwright, Bill 1966-67-68
Caruthers, Dan 1993
Casner, Jack 1942
Cason, Ron 1974-75-76-77
Cassady, Tom 1932-33
Cassity, Michael E. 1966
Cassity, Michael L. 1973-74
Caudell, Chris 1982-83
Cavana, James (Bud) 1929-30-31
Chambers, Bill 1944-45-46
Chambers, J.S. 1909-10-11-12
Chandler, Mel 1959-60-61
Chandler, Pat, Mgr. 1984
Chaney, Robb 1977-78-79
Chapola, Tom 1965
Chapman, Dave 1961
Charles, Dick 1957
Chatmon, Mark 1991-92-93
Chenault, Chris 1985-86-87-88
Chisholm, O.B. 1906
Chism, Mike 1988-89
Claiborne, Brent 1993
Claiborne, George 1951
Claiborne, Jerry 1946,48-49
Clark, Emery 1949-50-51
Clark, Neal 1989-90-91
Clark, Terry 1964-65
Clark, Tom 1970-71-72
Clark, W.F. 1907-08
Clarke, C.C. 1897-98-99-1900
Clay, Jim 1908
Clayton, R.S. 1915
Clements, Earle 1916
Clymer, Lee 1971
Cobb, Robert 1980
Cochran, Curt 1983
Cochran, Gary 1959-60-61
Cochran, Mickey 1979-80
Coleman, Sam 1905-06
Coleman, Tommy 1936
Colker, Max 1928-29-30
Collins, Bill 1911
Collins, Carlos 1991-92
Collins, Jon 1990-91-93
Collins, Sonny 1972-73-74-75
Collier, Bob 1955-56-57
Colpitts, William 1919-20-21-22
Colvin, Dick 1941-42
Combs, W. 1902
Combs, Carl (Hoot) 1938-39-40
Combs, John 1919
Conde, Bill 1949-50-51
Conger, Fred 1967,69
Conn, C.R., Mgr. 1926
Conn, Darryl 1990-91-92-93
Connery, Chris 1988
Conwell, Delandual 1991
Cook, H. 1906
Coons, Joe 1903-04
Corbin, Don 1981-82-83
Corn, Franklin 1914-15
Cornelius, John 1955-56-57
Correll, Ray 1951-52-53
Couch, Joey 1988-89-90-91
Covington, Will Ed 1927-28-29
Coyle, Mike, Mgr. 1961
Cox, Darrell 1961-62-63
Craig, Bill 1899-1900
Crain, A.B. 1906-07
Cralle, Brian 1988-89
Crane, David 1988-89
Cravens, Bobby 1956-57-58
Cravens, J.T. 1901-02-03
Creech, Ted 1924,26
Croan, Walter B. 1914
Crosley, Scott 1993
Crowe, Tom 1969-70-71
Crumrine, Tom 1989
Crutcher, Maury 1913-14-15-16
Culp, William 1919
Curd, Cary 1975
Curling, Kerry 1965-66-67
Curnette, Delmas 1953-54
Curnutte, Duke 1956-57
Curry, Joe 1985-86,88
Curry, Larry 1927
Curtis, Isaac 1993
Cuthcin, Phil 1941-42,46
Cutler, Tom 1902
Czack, Tony 1982,84

D



DERMONTTI DAWSON
Two-year starter; selected in second round of 1988 NFL draft; All-Pro in 1992 & '93

Dabney, Al 1900
Danko, Don 1964-65
Darby, Darrell 1930-31-32
Darnaby, Jim 1932,34
Darnall, F.H. 1904
Darrington, Charlie 1987-88
Davidson, O.L. (Bud) 1931-32-33
Davis, Bob 1935-36-37
Davis, Chris 1993
Davis, Dameron 1936-37-38
Davis, Doug 1963-64-65
Davis, Jerry 1965-66
Dawson, Bill 1946,48,50
Dawson, Dermontti 1984-85-86-87
Deaton, Mike 1977-78
DeBow, Sam 1894-95-96
Dean, Bill 1986
Dees, Claire 1926-27-28
DeHaven, Denver 1924-25-26
Dempsey, C.F. 1915-16-17
Denham, Brian 1988
Denham, Harry 1940
Dennis, Jeff 1979-80
Derrick, Frank 1924
Derry, Chris 1983-84-85
DeSpain, James, Mgr. 1972
Dickerson, Charlie 1976
Dickerson, Jerry 1959-60-61
Diehl, Bud 1976-77
DiGiuro, Trent 1993
Dipre, Joe 1973-74,76-77
Dishman, Tony 1918-19
Disotelle, Kevin 1990
Dixon, Wayne 1960-61
Doggendorf, Mike 1970-71-72
Domhoff, Tom 1971
Donaldson, Gene 1950-51
Donan, A.L., Mgr. 1906
Donigan, Shawn 1978-79,81-82
Donley, Pat 1973-74
Dooley, Kevin 1984-85,87
Dorazio, Chris 1983
Dornbrook, Thom 1974-75-76-77
Dortch, Jay 1986-87-88
Dougherty, Bob 1955-56
Douglass, Maurice 1984-85
Downing, Clay 1917
Downing, George 1917
Downing, Gibson 1911-12-13-14
Drinnin, Dennis 1967-68
Drury, Bill 1927-28-29
Drury, John 1932
Duckworth, Don 1985
Duff, Noah 1931-32
Duffy, Tom 1969
Duke, Bill 1967-68-69
Dumbauld, Jon 1982-83-84-85
Duncan, Dick, Mgr. 1918
Duncan, Walter 1895-96
Dunlap, G.G. 1906-07,09-10
Dunnebacke, Howard 1961-62
Durbin, Raul, Mgr. 1938
Durbin, Ron, Asst. Trnr. 1971
Dyer, Don 1952
Dyer, O.K. 1901-02-03
Dysard, Bill 1930

E



TOM EHLERS
Three-year letterman for UK; four years in NFL

Earle, Tom 1908-09-10-11
Eblen, Charles 1942
Eckenrod, Pat 1968-69-70
Edwards, Adolph 1925-26
Edwards, Brent 1980
Edwards, George 1942
Ehlers, Tom 1972-73-74
Eibner, John 1938-39-40
Eisaman, Jerry 1958-59-60
Elgin, Jeff 1906-07
Ellington, Russell (Duke) 1935-36-37
Elliot, Cronley 1900
Elliot, Milward 1896-97-98
Ellis, Byrne 1909
Ellis, Ray 1925-26-27
Ellison, Robert, Mgr. 1937
Emanuel, Mike 1973-74-75
Endris, Scott 1985-86-87
Englisis, Nick 1944-45
Evans, Brian 1990
Ewell, George 1900-01
Ewing, Tom 1942

All-Time Kentucky Football Lettermen

F



JOE FEDERSPIEL
Three-year letterman; second-team All-SEC; nine years in NFL

Fadrowski, Dave 1976-77-78
Falconer, B.O. 1919
Fanuzzi, Mike 1971,73-74
Farley, Bill 1950-51
Farmer, Tom 1972-73-74
Farrell, Bob 1961
Farris, Jack 1946-47
Farris, John 1934
Faulkner, J.V. 1892-93
Featherson, Dan 1970
Featherson, Lloyd, Mgr. 1933
Federspiel, Joe 1969-70-71
Fee, Tom 1964,66-67
Felch, Allen, 1951-52-53
Ference, Chris 1981-82
Ferguson, Tom 1967
Ferguson, Walter 1921-22
Ferrell, Doc 1944,46-47-48
Ferris, Fred 1944
Fest, Fred 1920-21-22
Fielder, Don 1979,81
Fillion, Tom 1951-52-53
Fish, Al 1969-70
Fish, Bill 1933
Fisher, Jim 1959-60
Fleahman, W. (Slugs) 1921
Fohr, Glenn 1987-88
Foley, Jim 1962-63-64
Ford, Roy 1948
Ford, Warner 1927-28-29
Forquer, L.G. 1928-29-30
Forston, Stan 1968-69-70
Foster, John 1910
Foster, Mike 1974
Foushee, Gil 1976
Fowler, Dan 1974-75,77-78
Frampton, Don 1948-49
Francis, Rodney 1980-81-82
Frankenberger, J.T. 1954-55-56
Franklin, Jim 1973,75
Franklin, Mark 1926
Frazer, Joe 1895
Freeman, Jack 1956
Freeman, Joe 1979-80-81
Freibert, Bob 1966,68
Fritz, Eddie 1939-40
Fromm, Rick 1972,74-75
Fry, Bob 1950-51-52
Frye, John 1932-33
Fucci, Dom 1948-49-50
Fuller, Bruce 1919-20-21-22
Fuller, Frank 1950-51-52
Fuller, Ken 1972

G



BOB GAIN
1950 Outland Trophy winner; selected in first round of 1951 NFL draft

Graffron, Winston, Mgr. 1971
Gain, Bob 1947-48-49-50
Gaiser, Jake 1909-10-11
Gallagher, Jack 1957
Galloway, Howard 1906, Mgr. 1911
Gann, Roger 1967-68-69
Ganucheau, Eugene 1972-73
Gardner, Anthony 1986
Gardner, Carwell 1985-86-87
Gardner, Donnie 1986-87-88
Gardner, John 1893-94
Gardner, Scott, Trn. 1984
Garland, Larry 1936-37
Garner, Chip 1991
Garred, Ulysses 1892-93
Garrett, Dave 1983
Gary, Bill 1900
Gash, Dave 1960-61-62
Gay, Augustus 1916
Gay, John 1981
Gemmill, Pete 1974-75-76
Genito, Carl 1946,48
Genito, Ralph 1947-48-49
Gentile, Tony 1930
Gholson, Ed 1938
Gibson, Frank 1931-32
Gilb, Elmer 1926-27-28
Gilbert, John 1900
Gilley, Scott 1991
Giltner, Jim 1910
Godwin, Al 1968,70
Goins, Carl, Mgr. 1958
Goins, Homer 1965-66
Gooch, Tim 1976,78-79-80
Goode, Irvin 1959-60-61
Goodwin, William 1903-04
Gordon, Donnell 1993
Gover, Ray 1985-86-87-88
Graban, Steve 1941
Grabfelder, Earl 1915-16
Grady, W.H. 1902-03-04
Graham, J.H. 1898-99
Granitz, Hartford 1945
Grant, Jesse 1962
Grant, Jim 1969-70-71
Grant, Will 1977
Graves, Jim 1990-91
Gray, Tony 1973-74
Green, Eric 1988
Green, G.B.L. 1919
Green, Norm 1978
Greer, Phil 1967-68
Greer, Roger 1969
Gregg, Turner 1922,24
Gresham, Jim 1966
Griffin, Bill 1942,46-47
Griggs, John 1950-51-52
Griggs, Tom 1978,80-81
Grimsley, John 1981-82-83
Groves, John 1986
Gruner, Bucky 1951
Gullion, Carroll 1901-02
Gumbert, George 1914-15
Gunn, Thomas 1893
Gusky, Ed 1972
Guyn, J. White 1901-02-03-04-05
Guyn, Les 1911

H



TOM HUTCHINSON
UK's all-time leading receiver; selected in first round of 1963 NFL draft

Haas, Gene 1944-45-46
Haas, Eric 1985
Hackett, Wilbur 1968-69-70
Hagan, Joe 1936-37
Hahn, Travis 1989-90
Haire, Scott 1987
Hairston, Russell 1983-84-85
Halcomb, G.W. 1894
Hall, Bob 1937
Hall, Dean T. 1979
Hall, James 1910
Hall, Steven 1991-92-93
Hamberg, Fred 1971,73
Hamilton, Allen 1946,48-49-50
Hamilton, Ed 1949-50-51
Hamilton, L.L. 1897
Hammond, Claude 1941
Hanley, Jack 1952-53-54
Hanson, Dave 1968-69-70
Harbold, Bill 1924
Hardin, Jim 1938-39-40
Hardt, Dave 1968-69-70
Hardy, Bob 1953-54-55
Hare, Frank 1982-83-84
Harper, Dude 1991-92-93
Harper, Tom 1952-53
Harrington, Roger 1956
Harris, John 1966
Harris, Robert 1992
Harris, Tim 1991
Harris, Wayne, Mgr. 1945
Harrison, W.C. 1910-11-12
Hart, Rodger 1966-67
Hawk, Bill 1989-90-91
Hawkins, Robert 1977-78
Hawthorne, Junior 1960-61-62
Hay, Langan 1934-35
Hayden, Charles 1915-16
Hayden, Rick 1976-77-78
Hayes, Chad 1993
Haynes, Chastain 1904
Haynes, Terry 1973-74
Heard, Geoff 1993
Heber, John 1916-17-18-19-20
Hedges, Henry 1912
Hedges, Jimmy 1913-14
Heick, "Shorty" 1915-16
Heinzinger, Ben 1946
Helm, Foster 1895
Henderson, Bobby 1989-90
Hendrickson, Geo. 1906-07-08-09-10
Hennessey, Larry 1951-52-53-54
Hensley, Dick 1945-46-47
Henry, Terry 1979-80-81-82
Herbert, Bob 1940-41-42
Herzog, Woody 1955-56-57
Hess, Jeff 1975,77
Hewling, Dick 1936
Hickerson, Broadus 1916
Higgs, Mark 1984-85-86-87
Hiles, Van 1993
Hill, Chris 1976-77-78
Hill, James 1987
Hill, Jim 1960-61-62
Hillenmeyer, Walter 1909
Hinkebein, Sherman 1935,37-38
Hite, Cliff 1975-76
Hite, Paul 1912-13-14
Hobbs, Troy 1991-92-93
Hobdy, William 1892-93
Hockman, Ryan 1990-91-92
Hodge, Lloyd 1958-59-60
Hodge, Walter 1937
Hogg, Houston Jr. 1969-70
Hogg, Sam 1897-98-99
Holland, Don 1967-68-69
Holleran, Randy 1987-88,90
Holliday, David, Mgr. 1944
Hollowell, Carney 1922
Holt, Bobby, Mgr. 53,55-56
Holway, Dick 1947-48-49
Hood, Damon 1991-92-93
Hooper, Hayden 1952,54-55
Hoover, Vin 1975
Hopewell, Dave 1976-77-78
Hopkins, Elmer, Mgr. 1916
Hoskins, Calloway, Mgr. 1930
Houser, Doug 1986-87-88-89
Hovey, Jim 1971-72-73
Howard, Ledger 1957-58-59
Howard, Tommy 1987
Howe, Jim 1944,48-49
Hoyer, Eric 1942
Hricenak, Steve 1979,81
Huddleston, Joe 1934-35-36
Hughes, Charles 1923-24
Hughes, Delmar 1953-54-55-56
Hughes, Lowell 1957-58-59
Hughes, W.N. 1901
Hughes, N.T. 1902-03
Hulette, Bill 1988-89-90
Hulette, Sam 1939-40-41
Humphreys, Claude 1897-98-99 1900
Hundley, Tom 1959-60
Hunt, Bob 1958-59-60
Hunt, Greg 1990
Hunt, Herbie 1951-52-53
Hunter, David 1968-69-70
Hunter, Ivy Joe 1986-87-88
Hurst, John 1942
Hutcheson, F.M. 1900
Hutchinson, Tom 1960-61-62

I



JOHN IGNARSKI
Three-year letterman; helped UK reach 1950 Orange and 1951 Sugar Bowls

Ignarski, John 1949-50-51
Ilari, John 1955
Ishmael, Charles 1938-39-40

J



CLYDE JOHNSON
Honored as UK's first ever All-American in football; two years in NFL

Jackowski, Ralph 1937-38
Jackson, Charles 1980
Jackson, Elmer 1962
Jackson, Gordon 1982-83-84
Jackson, Larry 1990-91
Jackson, Rodney 1989-90
Jackson, Wesley 1991-92-93
Jacobs, Bill 1933
Jacobs, Cam 1982-83-84
Jacobs, Chris 1978-79-80
Jacobs, Ed 1938-39-40
Jacobs, Joe 1967,69
Jaffe, Richard 1976-77-78-79
Jamerson, Wilbur 1947-48-49-50
James, Pat 1948-49-50
Janes, Ernest 1932-33-34
Jansen, Bill 1966
Jardine, Richard 1975,77-78
Jean, Jack 1933
Jenkins, A.L. 1905
Jenkins, Bill 1962-63-64
Jenkins, D'Andre' 1992
Jenkins, Marcus 1992-93
Jenkins, Paul 1925-26-27
Jenkins, Randy 1980-81-82-83
Jett, Charles 1900-01
Jirschele, Don 1951
Jobe, Bill 1933-34
Johns, Jimmy 1957-58-59
Johnson, Ben 1980-81-82
Johnson, Bert 1934-35-36
Johnson, Clyde 1940-41-42
Johnson, David 1985-86-87-88
Johnson, Dick 1892
Johnson, Ellis 1930-31-32
Johnson, Harry 1961
Johnson, J.E.C. 1904,10-11-12
Johnson, J.P. 1900
Johnson, Jack 1897
Johnson, Ken 1991-92
Johnson, Kurt 1989-90-91-92
Johnson, Marshall, Mgr. 1962
Johnson, Marius, Mgr. 1899
Johnson, Melvin 1991-92-93
Johnson, Oliver 1928-29-30
Johnson, Percy, Mgr. 1931
Johnson, Vern 1983-84-85
Johnson, W.T. 1908-09
Johnston, Wm. T., Mgr. 1931
Jolly, J.B. 1893-94
Jones, Alfred 1988-89
Jones, Barry 1992-93
Jones, Bob 1968-69-70
Jones, Charles Jr. 1939-40-41
Jones, Chris 1979-80
Jones, Chuck 1976,78-79-80
Jones, Harry 1950-51-52
Jones, Johnny 1983
Jones, Larry 1950-51-52
Jones, Mike 1988
Jones, Paul 1949,51
Jones, Pookie 1991-92-93
Jones, Raymond 1993
Jones, Roscoe 1942,46-47
Jones, Tim 1984-85-86-87
Jones, Tom 1899
Jones, Wallace 1945-46-47-48
Joyce, Marty 1967-68
Julette, Samuel 1939
Jurgens, John 1960-61

K



JIM KOVACH
UK's all-time tackles leader with 521; Academic All-American; seven years in NFL

Kalb, Matt 1992
Karem, Paul 1972
Karish, Ken 1976
Karlbo, Lou 1952-53
Katzenbach, George 1966-67-68
Kearns, Kevin 1979-80
Kearns, Tom 1977-78-79
Keene, Mark 1977-78
Kehoe, John 1898-99-1900-01
Kelly, E.E. 1915,18-19
Kelly, Henry 1933
Kelly, John (Shipwreck) 1929-30-31
Kelly, Kevin 1977-78
Kelly, Tom 1895-96
Kemper, Priest 1903-04-05
Kennard, Jim 1946
Kent, George 1944
Kercheval, Ralph 1931-32-33
Kerrick, Felix, Mgr. 1895
Kestner, Rick 1963-64-65
Key, Donte' 1992-93
Keyes, Howard 1964-65
Kidd, A.S. 1896
Kiefer, Steve 1954-55
Kimmel, Charles, Trn. 1975
Kincer, Bill 1941
King, Doyle 1967-68-69
King, Kenneth 1921,24-25
King, Kenny 1970-71-72
King, Lawson, 1955
King, Shane 1991
King, T.E. 1896
King, Vic 1967-68
Kinne, Howard 1915-16
Kipping, Bob 1930-31
Kirchbaum, Kelly 1975-76-77-78
Kirk, Harry 1951-52-53-54
Kirk, Tom 1971
Kirkendall, Jim 1927
Kirn, Ted 1951
Kirschner, Frank 1970-71
Kirwan, Ab 1923-24-25
Klein, Jerry 1982-83
Klein, Norman 1944,46-47-48
Klein, Sam 1944
Klinect, Randy 1977
Knox, Mike 1989
Knutson, Gary 1970-71-72
Koch, Joe 1952-53-54
Komara, Jim 1962-63,65
Koon, Steve 1967-68
Kosid, Bob 1962-63
Kosteinik, Tom 1975
Kotar, Doug 1971-72-73
Kovach, Jim 1974-75-76,78
Kremer, Jeff 1984-85-86-87
Kreuter, Howard 1931-32-33
Kuhn, Charlie 1941-42
Kuhn, Dave 1953-54-55-56
Kunkel, Greg 1986-87
Kunkle, Dennis 1958
Kurachek, Pete 1937
Kypriss, Mike 1973

L



MARC LOGAN
4th on UK's career rushing list with 1,769 yards; seven years in NFL

Lahr, Greg 1988-89-90-91
Lair, Matt 1946-47
Lancaster, Victor 1976
Lange, Ken 1986
Langenkamp, Steve 1991

All-Time Kentucky Football Lettermen

Langford, Cale 1992-93
Lassiter, W.A. 1895
Laufer, Robert Jr., Mgr. 1928
Lavin, Bobby 1919-20-21
Lawson, Cliff 1949-50-51
Ledford, Rich 1985
Lee, Bobby 1961
Lee, Daniel 1990
Lee, Lawrence 1981-82-83
LeMaster, Frank 1971-72-73
Leonoff, Juha 1993
Leskovar, Bill 1949-50-51
Lett, Jim 1970
Lewis, Ernie 1972-73-74
Lewis, Jim 1907
Lidvall, Ned 1972-73-74
Lightcap, Jeff 1974
Lindon, Bob 1957-58
Lindon, Luke 1937,39
Little, Dwight 1965-66-67
Little, Jim 1944
Little, Tom 1944
Livings, Bill 1956-57-58
Lofton, Billy 1992-93
Logan, Emmett 1906
Logan, Marc 1984-85-86
Logan, Phil 1987-88-89-90
Lombard, Dick, Mgr. 1958
Long, Greg 1979-80-81
Long, Jim 1934-35
Longacre, Courtney 1990
Looney, Pat, Mgr. 1909
Lopez, Luis 1977,79
Lowry, Neil 1952-53-54
Lowry, R.A., Mgr. 1909
Lucas, Matt 1983-84-85-86
Lukawski, Chet 1950-51
Luther, Bill 1931-32
Lutz, Ken 1955
Lyle, Ernest 1898
Lyle, Joel 1893, Mgr. 1894-95
Lyons, Dave 1980-81-82
Lyons, Dicky 1966-67-68
Lyons, Les 1970

M



LOU MICHAELS
Two-time first-team All-American; Heisman nominee; 1992 College Football Hall of Fame inductee

Mabry, Dick 1957
Machel, Rich 1964-65-66
Mack, Ron 1985-86-87-88
Mackenzie, Jim 1949-50-51
Maddox, John 1982
Maddox, F.M. 1902-03
Maddox, Roy 1898
Maggard, Freddie 1989-90-91
Mahan, Pete 1904-05
Makin, Raynard 1968-69-70
Maloney, William 1925
Manchester, Rob 1992-93
Mangas, Robert 1980-81-82
Manzonelli, Tony 1964-65
Margavage, Dave 1971-72-73
Markem, Dave 1969
Marks, Marty 1972-73
Marrillia, Carl 1977-78-79
Martin, Dick 1947-48-49-50
Martin, Doug 1981-82-83-84
Martin, Givens (Doc) 1922-23
Martin, Jack, Mgr. 1957
Martin, John 1959
Martin, Keith 1981-82-83
Martin, L. Wynn 1897-98-99-1900-01
Martin, Mike 1975-76-77
Martin, Paul 1968-69-70
Marzan, Henry 1980
Mason, Chester 1938
Mason, Max 1951
Massey, Tony 1986-87-88-89
Massie, Rick 1981-82-83
Mastracchio, P.J. 1992
Mathers, Albert 1907
Matthews, A.M. 1907
Matthews, Jack 1968-69
Matthews, Jody 1989-90-91-92
Mattingly, R.E., Mgr. 1912
Maust, Eric 1987
Mayfield, Clarkie 1960-61-62
Mayes, Tony 1983-84-85-86
Maynard, T.J. 1991-92
Mayo, Jim 1952
Mazza, Steve 1982-83-84-85
Mazzella, Joel 1988-89-90
McCauley, Gates, Mgr. 1935
McClellan, Eugene 1990
McClellan, George 1967
McClelland, Kevin 1980-81-82-83
McClendon, Charlie 1949-50
McClure, Ulysses A. 1901
McClurg, Charles 1934-35
McCollum, Jim 1971-72-73
McCool, Frank 1934-35
McCorum, Henry, Mgr. 1934
McCrimmon, Larry 1978,80
McCubbin, Bill 1937-38-39
McCune, Jesse 1944
McDaniels, Frank 1979
McDermott, Lloyd 1947-48-49
McDonald, Louis 1944-45
McDonald, Tim 1981
McElroy, Otho 1929
McFarland, Bill 1923
McGee, Hilton 1902-03
McGinnis, Lawrence 1930
McGraw, Mike 1964-65-66
McIlvaine, Ernest 1915-16
McKay, James 1972
McKee, N.T. 1901
McKinney, Walter 1904-05-06
McLaurin, Raymond 1993
McLean, Grandison, Mgr. 1924
McLean, Price 1923
McMillan, Dan 1984-85
McMillan, Norris 1933-34-35
McVeigh, John 1981-82
Meadors, G.C. 1911
Meaux, Venus 1978,80-81
Meck, Mike 1970-71
Meece, Mike 1988-89-90
Meek, Omri 1991-92
Meeks, Gene 1942,46
Meers, David 1980-81-82
Megill, Hilton, Mgr. 1903
Meihaus, Johnny 1948
Meilinger, Steve 1951-52-53
Meiners, Mike 1988-89
Menifee, John N. 1903
Meyer, Todd 1988
Meyer, V.A. 1929-30,32
Michaels, Lou 1955-56-57
Milburn, Frank 1899-1900
Miles, Jim 1964-65
Miller, Jim 1932
Miller, J.F. 1957-58
Miller, Leonard 1927
Mills, Bradley 1952-53-54-55
Mills, Tony 1987
Mingus, Jerry 1952
Missick, Tony 1988-89
Mitchell, Billy 1954-55-56
Mitchell, Bill 1941
Mitchell, Dick 1952-53-54
Mitchell, Jim 1968-69-70
Mobley, Phil 1978
Moffett, Tony 1971
Mohney, Gayle 1925-26-27
Moitis, Dave 1975
Molls, Andy 1979-80-81-82
Moloney, Dick 1952-53-54-55
Montgomery, Bob 1931-32
Montgomery, George 1903-04-05
Montgomery, S.C. 1924
Moore, Don 1957
Moore, Marty 1990-91-92-93
Moore, Roger 1918
Moraja, Joe 1961
Morgan, George, Mgr. 1895
Morris, Tom 1969-70-71
Morris, Waymond 1957-58
Moseley, Bill 1942,46-47
Moseley, Doug 1949-50-51
Motley, Greg 1978-79-80
Mueller, Dickie 1958-59-60
Muench, Rick 1969-70-71
Mullins, Basil 1963,65-66
Mullins, Noah 1939-40-41
Murgita, Steve 1972-73-74
Murphree, Edger V. 1916-17-18-19-20
Murphy, Gerard 1963-64-65
Murphy, O.B. 1932-33
Murray, Andy 1986-87-88-89
Murray, Darren 1992-93
Murray, Robert 1973,76-77
Mutchler, John 1960-61
Muth, Albert 1919
Myer, Vernon 1929-30,32
Myers, Art 1972-73-74
Myers, Brad 1984-85-86-87
Myers, Gene 1934-35-36

N



RICK NORTON
First-team All-American; selected in first round of 1966 NFL draft; five years in NFL

Neal, Dan 1971-72
Neal, Guy 1984-85-86
Nelson, Jeff 1986,88
Nesbit, J.C., Mgr. 1904-05
Netoskie, Don 1953-54-55-56
Netoskie, John 1949-50-51
Neuss, Matt 1993
Nevers, Stanley 1934-35-36
Nicholas, Homer 1936
Nicholson, John, Mgr. 1971
Nickels, Nicky 1993
Nochta, 1973-74, 76
Nord, Greg 1975, 77-78
Nord, Mike 1988-89
Norton, Rick 1963-64-65
Nowack, Oval 1928
Nuerge, Don 1959-60
Nuttail, John 1894
Nuzum, Rick 1972-73-74

O



DALLAS OWENS
Four-year letterwinner; returned three interceptions for TDs

O'Brien, Doug 1961
Odlivak, Nick 1947-48-49
Olah, Arperd 1933,35
O'Ferral, Antonio 1992-93
O'Leary, Ken 1971-72
O'Neal, Jimmie 1987
Orr, Joe 1935
O'Toole, Tim 1977
Ott, Issac 1926
Owen, Oweney, Mgr. 1969
Owens, Dallas 1974-75-76-77

P



VITO "BABE" PARILLI
Two-time first-team All-American; Heisman nominee; 15 years in NFL

Pack, Roger 1954-55-56
Page, Chris 1992-93
Page, Greg 1967
Page, Neil 1990-91-92
Palmer, Bob 1938-39-40
Palmer, Dick 1967-68-69
Paolone, Ralph 1952-53
Parda, Alex 1937
Parilli, Vito 1949-50-51
Park, Jim 1911,13-14
Park, Smith, Mgr. 1919
Parker, Sam 1900
Parker, Steve 1972-73-74
Parks, David 1991-92-93
Parks, Frank, Mgr. 1942
Parks, Henry 1978,80-81
Parr, Allen 1940-41-42
Parrish, Doug 1932-33
Parrish, Steve 1969-70
Parrott, Jim 1944
Paslick, Mark 1982-83
Paul, Henry 1944-45
Paullin, Frank 1905-06
Pavlovich, Bernie 1945
Payne, J. Hamilton 1907
Peak, Bart 1915
Pelfrey, Doug 1990-91-92
Pence, Jim 1925-26-27
Pennington, Martin 1985-86-87-88
Perkins, W.H., Mgr. 1900
Perry, Todd 1989-90-91-92
Pesuit, Wally 1973-74-75
Petersen, Scott 1977-78-79
Petkovsek, Larry 1976-77-78
Petrie, Charles 1914
Petty, Tom 1979-80-81-82
Peurach, Ted 1978
Pfeifer, Mike 1986-87-88-89
Phaneuf, Al 1966-67
Phelps, Don 1946-47,49
Phillips, Bob 1954-55
Phillips, Carlos 1989
Phillips, Hal 1945
Phillips, Joe 1981-82-83-84
Phillips, Randy 1938
Phillips, Stephan 1972
Phillips, Steven 1989-90
Philpot, O.E. 1954-55
Phipps, Frank 1925-26-27
Phipps, Jack 1929-30-31
Phipps, Tom 1929-30
Pickett, Phil 1962
Piecoro, Jeff 1984
Pietrowiak, Ken 1984-85
Pipkin, Jabbar 1992
Pitts, Eric 1983-84-85-86
Pierce, John 1974-75-76
Platt, Joe 1952-53
Plummer, George 1909
Pope, Bob 1948-49-50
Portela, Juan 1979
Porter, Patrick 1990
Porter, Ray 1947-48-49
Porterfield, Don 1968-69-70
Portis, Don 1982-83
Portwood, Al 1926-27-28
Portwood, Henry 1924
Portwood, William 1941
Post, Shelby 1908
Postel, Chuck 1978
Potter, Derek 1966-67
Potter, Lexie 1935-36
Potter, Sam 1934-35
Pottinger, Sam, Mgr. 1892
Poulton, Chris 1979
Powers, Archie 1955-56-57
Powers, Travis 1990-91-92
Poynter, Jimmy 1959-60
Preston, Leonard 1946-47
Pribble, Birkett 1919-20-21-22
Pribble, Holton 1932,34
Pride, J.T. 1902-03
Prince, Joe 1983-84-85-86
Pritchard, Bob 1933-34,36
Proffitt, Jim 1951-52-53
Puntillo, John 1971
Purdie, Aaron 1991-92-93
Pursell, Dave 1968-69-70

R



DERRICK RAMSEY
First-team All-SEC; third-team All-American; nine years in NFL

Raelchie, Chester, Mgr. 1939
Ramey, James 1975-76-77-78
Rampulla, John 1961
Ramsey, Derrick 1975-76-77
Ramsey, Dell 1920-21-22-23
Ranieri, Tom 1972,74-75
Ransdell, Bill 1959-60-61
Ransdell, Billy 1983-84-85-86
Ratcliffe, Clark 1952
Rawls, Alfred 1988-89
Ray, Babe 1945
Rayburn, Scott 1990
Raynor, Keith 1967
Reader, Jim 1959-60
Redd, Donnie 1991-92-93
Redmond, Harry 1893
Reed, Jim 1970-71-72
Reed, Tom, Mgr. 1972
Reedy, Chris 1990-91
Reese, A.S. 1896-97-98-99
Reese, Jerry 1984-85-86-87
Reese, Tim 1986
Reeves, Corey 1991-92-93
Reichwein, James 1982-83-84-85
Reid, Walter 1938-39-40
Renuart, William 1993
Reyes, Kent 1973
Rhodemyre, Jay 1942,46-47
Rhyne, Dan, Mgr. 1959
Riazzi, Matt 1990-91-92-93
Rice, Chuck 1920,22-23
Rice, Dennis 1946
Rice, Guy 1899
Rice, William H. 1922,24-25
Rich, Barry 1991-92-93
Richards, Dick 1929-30-31
Richardson, Clyde 1962-63
Richey, Tom 1983-84-85
Richmond, Ty 1980-81
Riddle, Ches. 1973,75-76
Riddle, Craig 1917-18
Rider, Jim 1984-85
Ridge, Don 1946-47
Riverio, Dan 1961
Roark, Ken 1978-79-80
Roberts, Craig 1976-77-78
Roberts, Ronnie 1965-66-67
Roberts, H.B. 1893
Roberts, V.D. 1904
Robertson, Kenny 1955-56-57
Robinson, Don 1990-91-92-93
Robinson, Mike 1985,87
Robinson, Ron 1986-87-88-89
Robinson, Tom, Mgr. 1913
Robinson, Vincent 1935-36-37
Rodes, J.W. 1904-05
Rodes, Pete 1907-08
Rodes, Waller 1902,04-05
Rodes, Wm. (Black Doc) 1915-16
Rodes, Wm. (Red Doc) 1909,11-12
Rodgers, Tom 1958-59-60
Roe, Don 1980-81-82
Rogers, Harry 1949-50
Roller, David 1968-69-70
Rork, Ernest 1915
Rose, Conrad 1928-29-30
Ross, John 1925-26
Rotella, Sam 1985-86
Roth, Abe 1912-13-14
Rotunno, Tony 1944
Routt, G.C. 1907-08-09
Rubin, Don 1992
Rucks, Frank 1968-69
Rudd, O.T. 1951
Rudolph, Clyde 1991-92-93
Rueff, Gerald, Mgr. 1968
Rupert, Joe 1932-33-34
Rush, Leonard 1966,68
Rushing, Dick 1952-53-54
Russell, James R. 1921-22-23
Ryan, Andy 1979-80

S



ART STILL
First-team All-American in 1977; selected in first round of the 1978 NFL draft; 12 years in NFL

Sabatino, Don 1983-84
Sadler, Frank, Mgr. 1946-47
Salsbery, Harold, Mgr. 1970
Samuels, Terry 1990-91-92-93
Sanders, Curtis 1921-22-23-24
Sanders, Curtis Jr., Mgr. 1945
Sauer, Curtis 1923-24
Sauerbry, Bruce 1970-71

All-Time Kentucky Football Lettermen

Saunders, Francis 1944
Saunders, Hugh 1903
Saylor, Unis, Mgr. 1948-49
Schaffnit, Bill 1948-49-50
Schellenberger, Mike 1993
Schenk, Jim 1952-53
Schifler, Charles 1941
Schilling, F.A. 1912
Schlegel, Mike 1992-93
Schlegle, George 1941
Schnellenberger, Howard 1952-53-54-55
Schoenbaechler, Steve 1972
Schollett, Frank 1957-58-59
Scholtz, Herman 1898,1900-01-02
Schornick, John 1965
Schrader, C.C. 1912-13-14-15
Schrecker, Dennis 1961
Schrecker, Ray 1959
Schroeder, Scott 1979-80,82-83
Schu, Wilbur 1944
Schulte, Ray 1925-26
Scott, Bill 1960
Scott, Brian 1992
Scott, George 1893
Scott, Hershel 1912-13-14
Scott, John 1893
Scott, Phil 1938-39-40
Scott, Steve 1969
Scott, Wellington 1899-1900-01
Scott, William Paul 1926
Scruggs, Bernie 1969-70-71
Seale, Frank 1930-31-32
Searcy, Tom 1972
See, Dale 1990-91
Seiple, Larry 1964-65-66
Sellers, Mark 1987-88
Semary, Vince 1962-63
Sengel, George 1942,46-47
Serini, Wash 1944-45-46-47
Server, Jim 1915,19-20-21
Servino, Chuck 1977
Settle, Ed 1964
Settles, Barry, Mgr. 1972
Settles, Pat, Mgr. 1970
Severs, Roscoe 1897-98
Sexton, Doug 1972
Sexton, Gary 1984-85
Shadowen, Todd 1980-81-82
Shadowen, Leon 1978-79
Shahid, Cary 1967-68-69
Shahid, Salim 1990-91-93
Shanklin, Arthur 1917-18-19-20
Shanklin, Eugene 1933
Shanklin, George 1907-08-09-10
Shannon, Hugh 1944-45
Shannon, John 1984-85-86-87
Shatto, Dick 1953
Shaw, Fred, Mgr. 1920
Shaw, Glenn 1957-58-59
Shehan, Bill 1988
Shehan, Bob 1992
Shelby, Joe 1908-09
Sheldon, F.M. 1905
Shelton, John 1924
Shepherd, Joe 1937-38-39
Sherman, Bob 1937
Sherwood, Adrian 1990-91-92-93
Shively, Doug 1956-57-58
Short, J. Cleves 1894-95
Shuford, Brad 1990
Shurtleff, Bob 1983-84
Shutt, Mike 1978-79
Siganos, Mike 1974-75-76-77
Simmons, Eddie 1983
Simms, Jaysuma 1993
Simpson, Clay 1915-16
Simpson, Elmore 1935-36-37
Simpson, James 1991-92
Simpson, Tommy 1960-61-62
Singleton, Ed 1973-74-75
Sinor, Don 1958-59-60
Sivinski, Brian 1993
Skaggs, Wendell 1935-36-37
Skinner, George 1930-31-32
Skur, Rollie 1976
Slade, D.D. 1897
Slates, Steve 1975-76
Slaton, Paul, Mgr. 1936
Sloan, Paul 1957
Smith, Bo 1988
Smith, Brad 1990-91
Smith, Calvin 1951
Smith, Chuck 1978-79-80
Smith, Dee 1986-87
Smith, D.P. 1892
Smith, Ed 1963
Smith, Frank 1924-25-26
Smith, George 1914
Smith, Giles 1964, Mgr. 1965
Smith, Jeff 1981-82-83-84
Smith, Jim 1970, Mgr. 1972
Smith, Joe David 1964-65
Smith, Larry 1983-84-85-86
Smith, Leon 1993
Smith, Reggie 1989-90-91-92
Smith, Sean 1991
Smith, Sidney 1898
Smith, S.J. 1898
Smith, Tim 1988
Smolder, Ed 1974-75-76
Smotherman, Frank 1947
Smyth, Gerald 1979-80-81-82
Snardon, David 1992-93
Spanish, Dan 1964-65-66
Spanton, W.A. 1901-02
Spears, Howell 1911
Spears, Larry 1938-39-40
Speedy, Jeff 1993
Spencer, B.W. 1902-03
Spencer, Howell 1901-02
Speyer, H.A. 1906
Spicer, Bill 1958
Spicer, Carey 1928-29-30
Spickard, Tom 1938-39
Sponheimer, Paul 1971,73-74
St. John, C.P. 1903
Stacey, Jim 1899
Stanko, Ed 1964-65
Steckler, Dick, Mgr. 1959
Steele, Ron 1973
Steely, Sherman 1893
Stein, Matt 1983-84
Stephan, Joe 1969-70-71
Stephens, David 1975,77-78
Stephens, Elmore 1971,73-74
Stephenson, E.A. 1923
Steward, Gary 1960-61-62
Stewart, Rod 1975-76-77-78
Still, Art 1974-75-76-77
Stinson, Robert 1991-92-93
Stoll, Richard C. 1893-94
Stone, Earl 1906
Stone, Neville 1906-07
Stouffer, R.T. 1907
Stout, B.E.W., Mgr. 1908
Strange, Leo 1953-54-55
Straus, Charles L. 1897-98
Strein, Rick 1979,81
Strother, Jack, Mgr. 1932
Stuart, Joe 1954
Stubbs, Scott 1985,87
Stubbs, Stuart 1985
Sturgeon, Charles 1958-59-60
Sullivan, Roger 1991-92-93
Summers, George 1927
Summer, G. 1906
Supe, Kurt 1993
Sutak, John 1944
Swanson, Billy 1989-90
Swart, Jim 1964-65-66
Swindle, Earl 1970-71-72
Sword, Harvey 1971-72-73
Sydnor, Ed 1937

T



HERSCHEL TURNER
1963 All-American and All-SEC honoree; two-year NFL veteran

Talamini, Bob 1957-58-59
Tanner, Jeff 1993
Tatterson, John 1972-73-74
Taylor, Harry 1941
Taylor, N.S. 1908
Taylor, Jim, Mgr. 1941
Terrill, Flanery 1928
Tesar, Jay, 1985,87-88
Thiesing, Bill 1909
Thomas, Ben 1972-73-74
Thomas, Derrick 1989-90-91
Thomas, Hobart 1944
Thomas, Mike 1989-90
Thomas, Ron 1978
Thomas, Smith 1903
Thompson, J.J. 1902
Thompson, Dan 1993
Thompson, David 1982-83-84
Thompson, Jim 1913-14-15
Thompson, Joe 1928-29
Thompson, John A. 1892
Thompson, Mark 1961
Thompson, Phil 1967-68-69
Thompson, W.D. 1919-20
Thornton, David 1920
Threlkeld, Polk 1909-10
Tichenor, Bill 1933
Tingle, Steve 1969
Todd, Jason 1992
Todd, Talbott 1963-64-65
Tolbert, Chris 1987-88-89-90
Tolston, Bill 1975,77-78
Toth, Louis 1928-29-30
Townes, Fay, Mgr. 1915
Tracy, Bill 1937
Tracy, Len 1923-24-25
Trego, Steve 1987
Tribble, Cliff 1956-57-58
Triplett, Pete 1942
Trosper, Dave 1975-76-77
Truman, Lee 1947-48-49
Tucci, Rich 1963-64-65
Tucker, James 1992-93
Tunstill, Jesse 1942,45,46
Turner, Herschel 1961-62-63
Turner, J.M. 1905
Turner, James D. 1894-95-96,98
Tuttle, William 1911-12-13-14

U



HARRY ULINSKI
Four year letterman; All-SEC and team captain in 1949; six-year NFL veteran

Ulinski, Harry 1946-47-48-49
Urbaniak, Cecil 1929-30-31
Urbaniak, Jim 1955-56-57

V



JEFF VAN NOTE
Three-year letterman; UK MVP in '68; played in six Pro Bowls during 18-year NFL career

Vance, Wendell 1949-50
VanMeter, Ben, Mgr. 1893-94
VanMeter, Dave 1969-70-71
VanMeter, Doug 1965-66-67
VanMeter, Emanuel 1924,26-27
VanNote, Jeff 1966-67-68
Vanzant, Russell, Mgr. 1923
Vaughn, Charles 1959
Velotta, Mike 1984-85-86
Venable, Pete 1979,81
Vires, Pete 1937-38
Vogt, John 1899-1900-01-02
Vorderbrueggen, John 1984

W



DEAN WELLS
Four-year letterman; UK MVP in '92; selected in fourth round of 1992 NFL draft

Waddle, Beverly 1926
Wadlington, Jim 1935,37
Wagner, Harry 1932
Wagner, Sheldon, 1933-34
Walker, Bobby 1954-55-56
Walker, Charlie Bill 1941-42,46
Walker, Craig 1990-91-92
Walker, H.L. 1907
Walker, Harry 1932-33-34
Walker, W.G. 1917,19
Wallace, D.J. 1983-84
Walter, Kit 1987
Walters, Tom 1927-28-29
Walz, Roger 1965-66
Wannamaker, Bill 1948-49-50
Ward, A.F. 1896
Ward, Chris 1993
Ward, Paul 1896
Ward, Sterling 1989-90-91-92
Warring, Leo 1968, Mgr. 1969
Wathen, C. 1921
Watkins, George C. 1910-11
Watson, Alan 1979-80-81-82
Watson, Cova, Mgr. 1921
Weaver, Rufus 1893
Webb, Clayton 1948-49-50
Webb, Dick 1907,09-10
Weihe, Jeff•1991
Weinman, Al, Mgr. 1950-51
Welch, John T. 1892
Weld, David 1967
Wells, Dean 1989-90-91-92
Wells, Emerson 1992
Wert, Charles 1925-26-27
Wetta, Jim 1988
Whayne, E.C. 1897-98
Wheary, Tom 1984-85
Wheeler, Bill 1953-54-55
Wheeler, Mark 1983-84-85-86
White, Oliver 1982-83-84
Whittinghill, H.R., Mgr. 1902
Whittinghill, R.T. 1900
Wilburn, Bill 1942
Wilburn, Butch 1984-85-86-87
Wilder, Newell 1931
Wiley, Ed 1920
Wilhelm, Jim 1917,20
Willard, Miles 1951,53
Wilkins, Tom 1984-85-86
Wilks, Dean 1987-88-89-90
Williams, Billy 1977-78
Williams, Brian 1982-83-84-85
Williams, Charles, Mgr. 1940
Williams, Delon 1911
Williams, Doug 1981
Williams, Duce 1990-91-92-93
Williams, Fred 1974-75, 77-78
Williams, Howard 1928-29-30
Williams, James, Mgr. 1929
Williams, John 1898
Williams, Ken 1953
Williams, Moe 1993
Williams, Steve 1979-80-81-82
Willim, John 1898
Willis, Gary 1990-91
Willis, Ken 1987-88-89
Willis, Steve 1980
Willoughby, Emmett 1938-39-40
Wills, W.C. 1902
Wilson, Cullen 1957-58-59
Wilson, Earl 1977-78,80
Wilson, Felix 1977-78-79
Wilson, James M. 1906-07
Wilson, Kiyo 1993
Wilson, W.B. 1910
Wilson, Murray 1906
Wilson, Dick 1898, Mgr. 1901
Wilson, S.E. 1896
Wimberly, Greg 1980
Windsor, Bob 1965-66
Winkel, Bob 1974-75-76,78
Withrow, Calvin 1964-65-66
Wixson, Bob Jr. 1969-70-71
Wodtke, Bob 1948
Wolf, Louis 1966-67-68
Wolfe, Rod 1969
Wood, Clark 1940-41-42
Wood, Hugh 1900,02-03-04
Wood, Kenny 1967
Woodcock, Jeff 1971-72-73
Wooddell, Harold 1949-50
Woodfork, Michael 1993
Woods, Greg 1973-74-75-76
Woods, John 1893-94-95
Woodson, Harry 1911-12-13
Woolum, Jerry 1960-61-62
Worley, Joe 1984-85-86-87
Wright, Eric 1993
Wright, Floyd 1914
Wright, Ralph 1929-30-31
Wright, Rich 1957-58-59
Wurtele, Ed C. 1902
Wyatt, Randy 1993

Y



WALT YOWARSKY
Three-year letterman; eight-year NFL veteran

Yarano, Don 1983-84-85-86
Yarutis, Leo 1942,46-47
Yates, George 1929-30-31
Yost, Roger 1944-45
Young, Lee 1980
Young, Walter, Mgr. 1960
Yowarsky, Walt 1948-49-50

Z



AL ZAMPINO
Four-year letterman; led team to 1952 Cotton Bowl; Interrupted playing career to join service.

Zampino, Al 1951,53,56
Zaranka, Ben 1947-48-49-50
Zerfoss, George 1919
Zerfoss, Karl 1913-14-15
Zerfoss, Tom 1913
Zigman, Tony 1987-88-89
Zinn, Tommy 1941
Zoeller, Dave 1938-39-40

All-Time Kentucky Results

1881-Won 1, Lost 2

7.2	Kentucky U.	1	Lexington	Nov 12
1	Kentucky U.	2	Lexington	Nov 19
2.2	Kentucky U.	3.7	Lexington	Dec 3
10.4		6.7		

1891-Won 1, Lost 1

8	Georgetown	2	Lexington	Apr 10
#-	Kentucky U.	-	Lexington	Dec 12
0	Centre College	10	Lexington	Dec 19
8		12		

COACH: S.M. Pottinger, J.P. Selby
CAPT: John Bryan
#Game called because of injury to KU player

1892-Won 2, Lost 4, Tied 1

0	Kentucky U.	0	Lexington	Oct 29
6	Central U.	8	Richmond	Nov 5
4	Central U.	8	Lexington	Nov 12
14	Louisville A.C.	10	Louisville	Nov 19
0	V.M.I.	34	Lexington,Va.	Nov 26
6	Central U.	10	Lexington	Dec 3
10	Kentucky U.	4	Lexington	Dec 10
40		74		

COACH: Prof. A.M. Miller, John A. Thompson
CAPT: Ed Hodby

1893-Won 5, Lost 2, Tied 1

80	Georgetown	0	Lexington	Oct 14
56	Tennessee	0	Knoxville	Oct 21
4	Centre College	6	Danville	Oct 28
#28	Kentucky U.	0	Lexington	Nov 4
36	Central U.	48	Lexington	Nov 11
14	Cincinnati YMCA	4	Cincinnati	Nov 18
38	Kentucky U.	28	Lexington	Nov 25
24	Indiana	24	Lexington	Nov 30
280		110		

COACH: John A. Thompson
CAPT: Ulysses Garred
#Contest was regarded as an exhibition game. It was arranged after rain caused cancellation of scheduled games between KSC and Cincinnati YMCA and KU and Central.

1894-Won 5, Lost 2

4	Cincinnati U.	32	Cincinnati	Sept 22
40	Georgetown	6	Lexington	Oct 6
28	Miami (Ohio)	6	Lexington	Oct 13
64	Jeffersonville A.C.	0	Lexington	Oct 20
44	Kentucky U.	0	Lexington	Nov 10
0	Centre College	67	Lexington	Nov 17
38	Central U.	10	Lexington	Nov 29
218		121		

COACH: W.P. Finney
CAPT: George Carey
(Kentucky Intercollegiate League Champions)

1895-Won 4, Lost 5

10	Frankfort A.C.	0	Frankfort	Oct 5
0	Purdue	32	Lafayette	Oct 12
0	DePauw	18	Greencastle	Oct 14
6	Centre College	0	Danville	Oct 19
0	Georgetown	10	Georgetown	Oct 26
26	Kentucky U.	0	Lexington	Nov 3
6	Ohio State	8	Lexington	Nov 15
16	Louisville A.C.	10	Lexington	Nov 23
0	Centre College	16	Lexington	Nov 28
64		94		

COACH: Charles Mason
CAPT: Smith Alford

1896-Won 3, Lost 6

0	Lexington A.C.	10	Lexington	Oct 3
0	Vanderbilt	6	Nashville	Oct 10
4	Catlettsburg A.C.	6	Catlettsburg	Oct 17
36	Kentucky U.	6	Lexington	Oct 24
0	Centre College	32	Danville	Oct 31
62	Central U.	0	Lexington	Nov 7
0	Centre College	44	Lexington	Nov 14
16	Georgetown	0	Georgetown	Nov 21
4	Louisville A.C.	30	Louisville	Nov 27
122		134		

COACH: Dudley Short
CAPT: Walter Duncan

1897-Won 2, Lost 4

8	Kentucky U.	6	Lexington	Oct 2
0	Ky Wesleyan	4	Winchester	Oct 11
20	Georgetown	4	Lexington	Oct 23
0	Vanderbilt	50	Nashville	Oct 30
0	Central U.	18	Lexington	Nov 6
0	Centre College	36	Lexington	Nov 25
28		118		

COACH: Lyman B. Eaton
CAPT: Roscoe Severs

1898-Won 7, Lost 0

18	Kentucky U.	0	Lexington	Oct 1
28	Georgetown	0	Georgetown	Oct 8
59	Co.H.of 8th Mass.	0	Lexington	Oct 15
16	Louisville A.C.	0	Louisville	Oct 29
6	Centre College	0	Lexington	Nov 5
17	160th Indiana	0	Lexington	Nov 12
36	Newcastle A.C.	0	Lexington	Nov 19
180		0		

COACH: W.R. Bass
CAPT: Roscoe Severs

1899-Won 5, Lost 2, Tied 2

23	Kentucky U.	6	Lexington	Oct 7
18	Miami (Ohio)	5	Lexington	Oct 18
11	Centre College	11	Danville	Oct 21
0	Tennessee	12	Knoxville	Nov 4
0	Central U.	5	Lexington	Nov 11
34	Georgetown	0	Lexington	Nov 18
0	Washington & Lee	0	Lexington	Nov 21
6	Washington & Lee	0	Lexington	Nov 22
6	Alumni	5	Lexington	Nov 30
98		44		

COACH: W.R. Bass
CAPT: A.S. Reece

1900-Won 4, Lost 6

6	Cincinnati	20	Cincinnati	Sept 29
12	Louisville YMCA	6	Lexington	Oct 6
0	Centre College	5	Danville	Oct 13
0	All-Kentucky	5	Lexington	Oct 20
#0	Central U.	6	Lexington	Oct 27
12	Louisville YMCA	0	Louisville	Nov 3
5	Avondale	11	Lexington	Nov 10
12	Georgetown	0	Lexington	Nov 17
0	Central U.	11	Richmond	Nov 24
12	Kentucky U.	0	Lexington	Nov 29
59		64		

COACH: W.H. Kiler
CAPT: Wellington Scott
#(Forfeit)

1901-Won 2, Lost 6, Tied 1

0	Vanderbilt	22	Nashville	Oct 5
0	Cincinnati	0	Lexington	Oct 12
#17	Georgetown	0	Georgetown	Oct 19
0	Kentucky U.	27	Lexington	Oct 26
6	Avondale A.C.	17	Cincinnati	Nov 2
0	Louisville YMCA	11	Louisville	Nov 9
*0	Central U.	5	Lexington	Nov 16
0	Tennessee	5	Knoxville	Nov 23
16	Cincinnati	0	Lexington	Nov 28
39		87		

COACH: W.H. Kiler
CAPT: L.W. Martin
#(Between second teams)
*(1st year after consolidation of Central and Centre)

1902-Won 3, Lost 5, Tied 1

22	Q and C RR	0	Lexington	Sept 27
11	Miami (Ohio)	5	Lexington	Oct 4
28	Georgetown	0	Lexington	Oct 18
0	Nashville U.	11	Nashville	Oct 25
0	Mooney School	23	Murfreesboro	Oct 27
0	Central U.	15	Danville	Nov 1
0	Louisville YMCA	17	Louisville	Nov 8
6	Cincinnati	6	Lexington	Nov 15
5	Kentucky U.	6	Lexington	Nov 27
72		83		

COACH: E.N. McLeod
CAPT: John H.L. Vogt

1903-Won 7, Lost 1

39	Cynthiana	0	Lexington	Sept 25
21	Xavier	0	Lexington	Oct 3
17	Berea College	0	Lexington	Oct 10
18	K.M.I.	0	Lexington	Oct 17
47	Miami (Ohio)	0	Lexington	Oct 24
51	Georgetown	0	Lexington	Nov 2
11	Marietta	5	Lexington	Nov 7
0	Kentucky U.	17	Lexington	Nov 26
204		22		

COACH: C.A. Wright
CAPT: David Maddox

1904-Won 9, Lost 1

28	Paris A.C.	0	Lexington	Sept 30
12	Indiana	0	Bloomington	Oct 8
40	Central U.	0	Danville	Oct 12
42	Berea College	0	Lexington	Oct 15
6	Bethany (W.Va.)	0	Lexington	Oct 18
0	Cincinnati	11	Cincinnati	Oct 22
11	K.M.I.	0	Lexington	Nov 5
35	Georgetown	0	Georgetown	Nov 12
81	Central U.	0	Lexington	Nov 19
21	Kentucky U.	4	Lexington	Nov 24
276		15		

COACH: F.E. Schacht
CAPT: J. White Guyn

1905-Won 6, Lost 3, Tied 1

52	Cynthiana(Indep)	0	Lexington	Sept 27
23	Catlettsburg A.C.	0	Lexington	Sept 30
0	Indiana	29	Bloomington	Oct 7
12	K.M.I.	4	Lexington	Oct 14
46	Berea College	0	Lexington	Oct 28
53	Marshall College	0	Huntington	Nov 2
0	W. Virginia	45	Morgantown	Nov 4
#12	Cumberland	0	Lexington	Nov 11
*0	St. Louis	82	St. Louis	Nov 18
11	Central U.	11	Lexington	Nov 25
209		171		

COACH: F.E. Schacht
CAPT: Bill Kemper
#(Forfeit)
*(UK coach and 1st team stayed home)

1906-Won 4, Lost 3

0	Vanderbilt	28	Nashville	Oct 6
48	Eminence A.C.	0	Lexington	Oct 13
16	K.M.I.	11	Lexington	Oct 27
0	Marietta	16	Lexington	Nov 2
21	Tennessee	0	Lexington	Nov 10
19	Georgetown	0	Georgetown	Nov 24
6	Centre College	12	Lexington	Nov 29
110		67		

COACH: J. White Guyn
CAPT: Frank Paulin

1907-Won 9, Lost 1, Tied 1

17	Ky. Weslyan	0	Winchester	Sept 21
6	Winchester A.C.	0	Lexington	Sept 28
30	Lou. Manual Tr.	0	Lexington	Sept 28
0	Vanderbilt	40	Nashville	Oct 5
29	Morris-Harvey	0	Lexington	Oct 12
40	Hanover	0	Lexington	Oct 21
0	Tennessee	0	Knoxville	Nov 9
5	Maryville	2	Maryville	Nov 11
38	Georgetown	0	Lexington	Nov 16
11	Centre College	0	Lexington	Nov 28
5	Kentucky U.	0	Lexington	Dec 5
181		42		

COACH: J. White Guyn
CAPT: George Adair

1908-Won 4, Lost 3

17	Berea College	0	Lexington	Oct 10
0	Tennessee	7	Knoxville	Oct 17
18	Maryville	0	Maryville	Oct 19
0	Sewanee	12	Lexington	Oct 31
0	Michigan	62	Ann Arbor	Nov 7
12	Rose Polytechnic	0	Lexington	Nov 14
40	Centre College	0	Lexington	Nov 26
87		81		

COACH: J. White Guyn
CAPT: George Hendrickson

1909-Won 9, Lost 1

18	Ky. Wesleyan	0	Lexington	Sept 25
28	Berea College	0	Lexington	Oct 2
6	Illinois	2	Urbana	Oct 9
17	Tennessee	0	Lexington	Oct 16
6	N.C. A&M	15	Raleigh	Oct 22
43	Rose Polytechnic	0	Lexington	Oct 28
22	Georgetown	6	Georgetown	Nov 3
29	St. Mary's Col.	0	Lexington	Nov 6
77	Transylvania	0	Lexington	Nov 13
15	Centre College	6	Lexington	Nov 25
261		29		

COACH: E.R. Sweetland
CAPT: Dick Barbee

1910-Won 7, Lost 2

12	Ohio U.	0	Lexington	Sept 24
12	Maryville Col.	5	Lexington	Oct 1
11	North Carolina	0	Lexington	Oct 8
42	Ky. Wesleyan	0	Winchester	Oct 15
37	Georgetown	0	Lexington	Oct 22
10	Tulane	3	Lexington	Oct 29
10	Tennessee	0	Knoxville	Nov 5
0	St. Louis	9	St. Louis	Nov 12
6	Centre College	12	Lexington	Nov 24
140		29		

COACH: E.R. Sweetland
CAPT: Dick Webb

1911-Won 7, Lost 3

13	Maryville	0	Lexington	Sept 30
12	Morris-Harvey	0	Lexington	Oct 7
12	Miami (Ohio)	0	Oxford	Oct 14
17	Lex. High School	0	Lexington	Oct 21
0	Cincinnati	6	Lexington	Oct 28
18	Georgetown	0	Georgetown	Nov 4
0	Vanderbilt	18	Nashville	Nov 11
5	Transylvania	12	Lexington	Nov 18
8	Centre College	5	Lexington	Nov 23
12	Tennessee	0	Lexington	Nov 30
97		41		

COACH: P.P. Douglass
CAPT: Tom Earle

1912-Won 7, Lost 2

34	Maryville Col.	0	Lexington	Sept 28
13	Marshall	6	Lexington	Oct 5
8	Miami (Ohio)	13	Lexington	Oct 12
19	Cincinnati	13	Cincinnati	Oct 19
41	Louisville	0	Lexington	Oct 26
2	V.M.I.	3	Lexington	Nov 2
64	Hanover	0	Lexington	Nov 9
13	Tennessee	6	Knoxville	Nov 16
56	YMI of Cincy	0	Cincinnati	Nov 28
250		41		

COACH: E.R. Sweetland
CAPT: W.C. Harrison

1913-Won 6, Lost 2

21	Butler	7	Lexington	Sept 27
0	Illinois	21	Urbana	Oct 4
21	Ohio Northern	0	Lexington	Oct 18
27	Cincinnati	7	Lexington	Oct 25
28	Earlham	10	Lexington	Nov 1
33	Wilmington	0	Lexington	Nov 8
20	Louisville	0	Louisville	Nov 22
7	Tennessee	13	Lexington	Nov 27
157		58		

COACH: Alpha Brumage
CAPT: Herschel Scott

1914-Won 5, Lost 3

87	Wilmington	0	Lexington	Sept 26
80	Maryville	0	Lexington	Oct 3
19	Mississippi A&M	13	Lexington	Oct 17
81	Earlham	3	Lexington	Oct 24
7	Cincinnati	14	Cincinnati	Oct 31
6	Purdue	40	Lafayette	Nov 7
42	Louisville	0	Lexington	Nov 14
6	Tennessee	23	Knoxville	Nov 26
328		93		

COACH: Alpha Brumage
CAPT: Jim Park

1915-Won 6, Lost 1, Tied 1

33	Butler	0	Lexington	Oct 2
54	Earlham	13	Lexington	Oct 9
0	Mississippi A&M	12	Starkville	Oct 16
7	Sewanee	7	Lexington	Oct 23
27	Cincinnati	6	Lexington	Oct 30
15	Louisville	0	Louisville	Nov 6
7	Purdue	0	Lexington	Nov 13
6	Tennessee	0	Lexington	Nov 25
149		38		

COACH: J.J. Tigert
CAPT: Charles Schrader

1916-Won 4, Lost 1, Tied 2

39	Butler	3	Lexington	Sept 30
68	Centre College	0	Lexington	Oct 7
0	Vanderbilt	45	Lexington	Oct 14
0	Sewanee	0	Lexington	Oct 21
32	Cincinnati	0	Cincinnati	Oct 28
13	Mississippi A&M	3	Lexington	Nov 13
0	Tennessee	0	Knoxville	Nov 30
152		51		

COACH: J.J. Tigert
CAPT: Maury Crutcher

1917-Won 3, Lost 5, Tied 1

33	Butler	0	Lexington	Sept 29
19	Maryville	0	Lexington	Oct 6
0	Miami (Ohio)	0	Lexington	Oct 13
0	Vanderbilt	5	Lexington	Oct 20
0	Sewanee	7	Chattanooga	Oct 27
0	Centre College	3	Danville	Nov 3
0	Mississippi A&M	14	Starkville	Nov 10
0	Alabama	27	Lexington	Nov 17
52	Florida	0	Lexington	Nov 29
104		56		

COACH: S.A. Boles
CAPT: John Brittain

1918-Won 2, Lost 1

24	Indiana	7	Bloomington	Oct 5
0	Vanderbilt	33	Nashville	Nov 2
21	Georgetown	3	Georgetown	Nov 9
#-	Centre College	-	Lexington	Nov 30
45		43		

COACH: Andy Gill
CAPT: John G. Heber
#(Cancelled because of flu epidemic)

THE RECORDS

All-Time Kentucky Results

1919–Won 3, Lost 4, Tied 1

12	Georgetown	0	Lexington	Oct 4
0	Indiana	24	Lexington	Oct 11
0	Ohio State	49	Columbus	Oct 18
6	Sewanee	0	Sewanee	Oct 25
0	Vanderbilt	0	Lexington	Nov 1
0	Cincinnati	7	Cincinnati	Nov 8
0	Centre College	56	Danville	Nov 15
13	Tennessee	0	Lexington	Nov 27
31		136		

COACH: Andy Gill
CAPT: Tony Dishman

1920–Won 3, Lost 4, Tied 1

62	S.P.U.	0	Lexington	Oct 2
31	Maryville	0	Lexington	Oct 9
0	Miami (Ohio)	14	Oxford	Oct 16
6	Sewanee	6	Lexington	Oct 23
0	Vanderbilt	20	Nashville	Oct 30
7	Cincinnati	6	Lexington	Nov 6
0	Centre College	49	Lexington	Nov 13
7	Tennessee	14	Knoxville	Nov 25
111		109		

COACH: W.J. Juneau
CAPT: Eger Murphee

1921–Won 4, Lost 3, Tied 1

68	Ky. Wesleyan	0	Lexington	Oct 1
28	Marshall	0	Lexington	Oct 8
14	Vanderbilt	21	Lexington	Oct 15
33	Georgetown	0	Lexington	Oct 22
0	Sewanee	6	Louisville	Oct 29
0	Centre College	55	Danville	Nov 5
14	V.M.I.	7	Louisville	Nov 12
0	Tennessee	0	Lexington	Nov 24
187		89		

COACH: W.J. Juneau
CAPT: Jim Server

1922–Won 6, Lost 3

16	Marshall	0	Lexington	Sept 30
15	Cincinnati	0	Lexington	Oct 7
73	Louisville	0	Lexington	Oct 14
40	Georgetown	6	Georgetown	Oct 21
7	Sewanee	0	Lexington	Oct 28
3	Centre College	27	Lexington	Nov 4
0	Vanderbilt	9	Nashville	Nov 11
6	Alabama	0	Lexington	Nov 18
7	Tennessee	14	Knoxville	Nov 30
167		56		

COACH: W.J. Juneau
CAPT: Birkett Pribble

1923–Won 4, Lost 3, Tied 2

41	Marshall	0	Lexington	Sept 29
14	Cincinnati	0	Cincinnati	Oct 6
6	Wash. & Lee	6	Lexington	Oct 13
28	Maryville	0	Lexington	Oct 20
35	Georgetown	0	Lexington	Oct 27
0	Centre College	10	Danville	Nov 3
8	Alabama	16	Tuscaloosa	Nov 10
3	Georgia Tech	3	Atlanta	Nov 17
0	Tennessee	18	Lexington	Nov 29
135		53		

COACH: J.J. Winn
CAPT: Dell Ramsey

1924–Won 4, Lost 5

29	Louisville	0	Lexington	Oct 4
42	Georgetown	0	Lexington	Oct 11
7	Wash. & Lee	10	Lexington	Oct 18
7	Sewanee	0	Lexington	Oct 25
0	Centre College	7	Lexington	Nov 1
7	Alabama	42	Tuscaloosa	Nov 8
3	V.M.I.	10	Lexington	Nov 15
27	Tennessee	6	Knoxville	Nov 27
7	W. Va. Wesleyan	24	Charleston	Dec 6
129		99		

COACH: Fred J. Murphy
CAPT: Curtis Sanders

1925–Won 6, Lost 3

13	Maryville	6	Lexington	Sept 26
0	Chicago	9	Chicago	Oct 3
19	Clemson	6	Lexington	Oct 10
0	Wash. & Lee	25	Lexington	Oct 17
14	Sewanee	0	Lexington	Oct 24
16	Centre College	0	Danville	Oct 31
0	Alabama	31	Birmingham	Nov 4
7	V.M.I.	0	Charleston	Nov 14
23	Tennessee	20	Lexington	Nov 26
92		97		

COACH: Fred J. Murphy
CAPT: Ab Kirwan

1926–Won 2, Lost 6, Tied 1

25	Maryville	0	Lexington	Oct 2
6	Indiana	14	Bloomington	Oct 9
13	Wash. & Lee	14	Lexington	Oct 16
18	Florida	13	Jacksonville	Oct 23
13	Va. Tech	13	Lexington	Oct 30
0	Alabama	14	Birmingham	Nov 6
9	V.M.I.	10	Charleston	Nov 13
0	Centre College	7	Lexington	Nov 20
0	Tennessee	6	Knoxville	Nov 25
84		91		

COACH: Fred J. Murphy
CAPT: Frank Smith

1927–Won 3, Lost 6, Tied 1

6	Maryville	6	Lexington	Sept 24
0	Indiana	21	Lexington	Oct 1
13	Ky. Wesleyan	7	Lexington	Oct 8
6	Florida	27	Jacksonville	Oct 15
0	Wash. & Lee	25	Lexington	Oct 22
6	Vanderbilt	34	Nashville	Oct 29
6	Alabama	21	Birmingham	Nov 5
25	V.M.I.	0	Charleston	Nov 12
53	Centre College	0	Danville	Nov 19
0	Tennessee	20	Lexington	Nov 24
115		161		

COACH: Harry Gamage
CAPT: Charles Wert

1928–Won 4, Lost 3, Tied 1

61	Carson-Newman	0	Lexington	Oct 6
6	Wash. & Lee	0	Lexington	Oct 13
0	Northwestern	7	Evanston	Oct 20
8	Centre College	0	Lexington	Oct 27
7	Vanderbilt	14	Nashville	Nov 3
0	Alabama	14	Montgomery	Nov 10
18	V.M.I.	6	Lexington	Nov 17
0	Tennessee	0	Knoxville	Nov 29
100		41		

COACH: Harry Gamage
CAPT: Claire Dees

1929–Won 6, Lost 1, Tied 1

40	Maryville*	0	Lexington	Oct 5
20	Wash. & Lee	6	Lexington	Oct 12
58	Carson-Newman	0	Lexington	Oct 19
33	Centre College	0	Danville	Oct 26
44	Clemson	6	Lexington	Nov 2
13	Alabama	24	Montgomery	Nov 9
23	V.M.I.	12	Lex. Va.	Nov 16
6	Tennessee	6	Lexington	Nov 28
237		54		

COACH: Harry Gamage
CAPT: Ed Covington

1930–Won 5, Lost 3

37	Sewanee*	0	Lexington	Oct 4
57	Maryville	0	Lexington	Oct 11
33	Wash. & Lee	14	Lexington	Oct 18
47	Virginia	0	Lexington	Oct 25
0	Alabama	19	Lexington	Nov 1
7	Duke	14	Durham	Nov 8
26	V.M.I.	0	Lexington	Nov 15
0	Tennessee	8	Knoxville	Nov 27
207		55		

COACH: Harry Gamage
CAPT: L.G. Forquer

1931–Won 5, Lost 2, Tied 2

19	Maryville	0	Lexington	Oct 3
45	Wash. & Lee	0	Lexington	Oct 10
6	Maryland	6	College Park	Oct 17
20	Virginia Tech	6	Lexington	Oct 24
7	Alabama	9	Tuscaloosa	Oct 31
0	Duke	7	Lexington	Nov 7
20	V.M.I.	12	Lex. Va.	Nov 14
6	Tennessee	6	Lexington	Nov 26
7	Florida	2	Jacks'ville	Dec 5
130		52		

COACH: Harry Gamage
CAPT: Ralph Wright

1932–Won 4, Lost 5

23	V.M.I.	0	Lexington	Sept 24
18	Sewanee	0	Lexington	Oct 1
12	Georgia Tech	6	Atlanta	Oct 8
53	Wash. & Lee	7	Lexington	Oct 15
0	Virginia Tech	7	Blacksburg	Oct 22
7	Alabama	12	Lexington	Oct 29
0	Duke	13	Durham	Nov 5
3	Tulane	6	Lexington	Nov 12
0	Tennessee	26	Knoxville	Nov 24
116		77		

COACH: Harry Gamage
CAPT: Bud Davidson

1933–Won 5, Lost 5

46	Maryville	2	Lexington	Sept 23
7	Sewanee	0	Lexington	Sept 30
7	Georgia Tech	6	Lexington	Oct 7
3	Cincinnati	0	Cincinnati	Oct 14
0	Wash. & Lee	7	Roanoke	Oct 21
7	Duke	14	Lexington	Oct 28
0	Alabama	20	Birmingham	Nov 4
21	V.M.I.	6	Lexington	Nov 11
0	Tulane	34	New Orleans	Nov 18
0	Tennessee	27	Lexington	Nov 30
91		116		

COACH: Harry Gamage
CAPT: Howard Kreuter

1934–Won 5, Lost 5

26	Maryville	0	Lexington	Sept 22
0	Wash. & Lee	7	Lexington	Sept 29
27	Cincinnati	0	Cincinnati	Oct 6
7	Clemson	0	Lexington	Oct 13
0	N. Carolina	6	Chapel Hill	Oct 20
9	Auburn	0	Lexington	Oct 27
14	Alabama	34	Lexington	Nov 3
33	Southwestern	0	Memphis	Nov 10
7	Tulane	20	Lexington	Nov 17
0	Tennessee	19	Knoxville	Nov 29
123		86		

COACH: C.A. Wynne
CAPT: Joe Rupert

1935–Won 5, Lost 4

60	Maryville	0	Lexington	Sept 21
21	Xavier (Ohio)*	7	Cincinnati	Sept 27
6	Ohio State	19	Columbus	Oct 5
25	Georgia Tech	6	Lexington	Oct 12
0	Auburn	23	Montgomery	Oct 19
0	Alabama	13	Birmingham	Nov 2
15	Florida	6	Lexington	Nov. 9
13	Tulane	20	New Orleans	Nov 16
27	Tennessee	0	Lexington	Nov 28
152		88		

COACH: C.A. Wynne
CAPT: Jim Long

1936–Won 6, Lost 4

54	Maryville	3	Lexington	Sept 19
21	Xavier (Ohio)*	0	Cincinnati	Sept 25
38	V.M.I.	0	Lexington	Oct 3
0	Georgia Tech	34	Atlanta	Oct 10
39	Wash. & Lee	7	Lex. Va.	Oct 17
7	Florida	0	Lexington	Oct 24
0	Alabama	14	Lexington	Oct 31
7	Manhattan	13	N.Y. City	Nov 7
7	Clemson	6	Lexington	Nov 14
6	Tennessee	7	Knoxville	Nov 26
179		84		

COACH: C.A. Wynne
CAPT: Stan Nevers

1937–Won 4, Lost 6

0	Vanderbilt	12	Nashville	Sept 25
6	Xavier (Ohio)	0	Cincinnati	Oct 2
0	Georgia Tech	32	Lexington	Oct 9
41	Wash. & Lee	6	Lexington	Oct 16
19	Manhattan	0	Lexington	Oct 23
0	Alabama	41	Tuscaloosa	Oct 30
27	South Carolina	7	Lexington	Nov 6
0	Boston College	13	Boston	Nov 13
0	Tennessee	13	Lexington	Nov 25
0	Florida	6	Gainesville	Dec 4
93		130		

COACH: C.A. Wynne
CAPT: Joe Hagans

1938–Won 2, Lost 7

46	Maryville	7	Lexington	Sept 24
66	Oglethorpe	0	Lexington	Oct 1
7	Vanderbilt	14	Lexington	Oct 8
0	Wash. & Lee	8	Lexington	Oct 15
7	Xavier (Ohio)	26	Cincinnati	Oct 22
6	Alabama	26	Lexington	Oct 29
18	Georgia Tech	19	Atlanta	Nov 5
0	Clemson	14	Lexington	Nov 12
0	Tennessee	46	Knoxville	Nov 24
150		160		

COACH: A.D. Kirwan
CAPT: John S. Hinkebein

1939–Won 6, Lost 2, Tied 1

21	V.M.I.	0	Lexington	Sept 30
21	Vanderbilt	13	Nashville	Oct 7
59	Oglethorpe	0	Lexington	Oct 14
13	Georgia	6	Louisville	Oct 21
21	Xavier (Ohio)	0	Cincinnati	Oct 28
7	Alabama	7	Birmingham	Nov 4
6	Georgia Tech	13	Atlanta	Nov 11
13	West Virginia	6	Lexington	Nov 18
0	Tennessee	19	Lexington	Nov 30
161		64		

COACH: A.D. Kirwan
CAPT: Joe Shepherd

1940–Won 5, Lost 3, Tied 2

59	Baldwin-Wallace	7	Lexington	Sept 21
13	Xavier (Ohio)	0	Cincinnati	Sept 27
47	Wash. & Lee	12	Lexington	Oct 5
7	Vanderbilt	7	Nashville	Oct 12
24	Geo. Washington	0	Lexington	Oct 19
7	Georgia	7	Athens	Oct 26
0	Alabama	25	Lexington	Nov 2
26	Georgia Tech	7	Louisville	Nov 9
7	West Virginia	9	Morgantown	Nov 16
0	Tennessee	33	Knoxville	Nov 23
190		107		

COACH: A.D. Kirwan
CAPT: John Eibner

1941–Won 5, Lost 4

37	Virginia Tech	14	Louisville	Sept 27
7	Wash. & Lee	0	Lex. Va.	Oct 4
15	Vanderbilt	39	Lexington	Oct 11
21	Xavier (Ohio)	6	Cincinnati	Oct 18
18	West Virginia	6	Lexington	Oct 25
0	Alabama	30	Tuscaloosa	Nov 1
13	Georgia Tech	20	Atlanta	Nov 8
33	Southwestern	19	Lexington	Nov 15
7	Tennessee	20	Lexington	Nov 22
151		203		

COACH: A.D. Kirwan
CAPT: None

1942–Won 3, Lost 6, Tied 1

6	Georgia	7	Louisville	Sept 19
35	Xavier (Ohio)	19	Cincinnati	Sept 25
53	Wash. & Lee	0	Lexington	Oct 3
6	Vanderbilt	7	Lexington	Oct 10
21	Virginia Tech	21	Roanoke	Oct 17
0	Alabama	14	Lexington	Oct 24
27	Geo. Washington	6	Wash. D.C.	Oct 30
7	Georgia Tech	47	Atlanta	Nov 7
0	West Virginia	7	Lexington	Nov 14
0	Tennessee	26	Knoxville	Nov 21
155		154		

COACH: A.D. Kirwan
CAPT: Charles Walker

1943–NO TEAM (War Year)

1944–Won 3, Lost 6

27	Mississippi*	7	Lexington	Sept 23
13	Tennessee	26	Knoxville	Sept 30
0	Michigan State	2	Lexington	Oct 7
12	Georgia	13	Athens	Oct 13
26	V.M.I.	2	Lexington	Oct 20
0	Alabama	41	Montgomery	Oct 27
0	Mississippi St.	26	Memphis	Nov 4
40	West Virginia	9	Lexington	Nov 12
7	Tennessee	21	Lexington	Nov 25
125		147		

COACH: A.D. Kirwan
CAPT: Jim Little

1945–Won 2, Lost 8

7	Mississippi	21	Memphis	Sept 21
13	Cincinnati	7	Lexington	Sept 29
6	Michigan State	7	E. Lansing	Oct 6
6	Georgia	48	Lexington	Oct 13
6	Vanderbilt	19	Nashville	Oct 20
7	Cincinnati	16	Cincinnati	Oct 27
19	Alabama	60	Louisville	Nov 3
19	West Virginia	6	Morgantown	Nov 10
13	Marquette	19	Lexington	Nov 17
0	Tennessee	14	Lexington	Nov 24
96		217		

COACH: Bernie Shively
CAPT: Roger Yost

1946–Won 7, Lost 3

20	Mississippi*	7	Lexington	Sept 21
26	Cincinnati	7	Cincinnati	Sept 28
70	Xavier (Ohio)*	0	Lexington	Oct 5
13	Georgia	28	Athens	Oct 11
10	Vanderbilt	7	Lexington	Oct 19
7	Alabama	21	Montgomery	Oct 26
39	Michigan State	14	Lexington	Nov 2
35	Marquette	0	Milwaukee	Nov 9
13	West Virginia	0	Lexington	Nov 16
0	Tennessee	7	Knoxville	Nov 23
233		91		

COACH: Paul Bryant
CAPT: Phil Cutchin

All-Time Kentucky Results

1947-Won 8, Lost 3

7	Mississippi	14	Oxford	Sept 20
20	Cincinnati*	0	Lexington	Sept 27
20	Xavier (Ohio)*	7	Cincinnati	Oct 4
26	Georgia*	0	Lexington	Oct 11
14	Vanderbilt	0	Nashville	Oct 18
7	Michigan State	6	E. Lansing	Oct 25
0	Alabama	13	Lexington	Nov 1
15	West Virginia	6	Morgantown	Nov 8
36	Evansville	0	Lexington	Nov 15
6	Tennessee	13	Lexington	Nov 22
	GREAT LAKES BOWL			
24	Villanova	14	Cleveland	Dec 6
175		73		

COACH: Paul Bryant
CAPT: Bill Moseley

1948-Won 5, Lost 3, Tied 2

48	Xavier (Ohio)*	7	Lexington	Sept 25
7	Mississippi*	20	Lexington	Oct 2
12	Georgia	35	Athens	Oct 9
7	Vanderbilt	26	Lexington	Oct 16
25	Marquette	0	Milwaukee	Oct 23
28	Cincinnati	7	Cincinnati	Oct 30
13	Villanova	13	Lexington	Nov 6
34	Florida	15	Lexington	Nov 13
0	Tennessee	0	Knoxville	Nov 20
25	Miami (Fla)*	5	Miami	Nov 26
199		128		

COACH: Paul Bryant
CAPT: George Blanda

1949-Won 9, Lost 3

71	Miss. Southern*	7	Lexington	Sept 17
19	LSU*	0	Baton Rouge	Sept 24
47	Mississippi	0	Oxford	Oct 1
25	Georgia*	0	Lexington	Oct 8
44	The Citadel*	0	Lexington	Oct 15
7	SMU	20	Dallas	Oct 22
14	Cincinnati	7	Lexington	Oct 29
21	Xavier (Ohio)	7	Cincinnati	Nov 5
35	Florida*	0	Tampa	Nov 12
0	Tennessee	6	Lexington	Nov 19
21	Miami (Fla)*	6	Miami	Nov 25
	ORANGE BOWL			
13	Santa Clara	21	Miami	Jan 2
317		74		

COACH: Paul Bryant
CAPT: Harry Ulinski, Dick Holway

1950-Won 11, Lost 1

25	North Texas St.*	0	Lexington	Sept 16
14	LSU*	0	Lexington	Sept 23
27	Mississippi*	0	Lexington	Sept 30
40	Dayton*	0	Lexington	Oct 7
41	Cincinnati*	7	Lexington	Oct 14
34	Villanova	7	Philadelphia	Oct 21
28	Georgia Tech	14	Atlanta	Oct 28
40	Florida	6	Lexington	Nov 4
48	Miss. State	21	Starkville	Nov 11
83	North Dakota	0	Lexington	Nov 18
0	Tennessee	7	Knoxville	Nov 25
	SEC CHAMPIONS			
	SUGAR BOWL			
13	Oklahoma	7	New Orleans	Jan 1
393		69		

COACH: Paul Bryant
CAPTS: Bob Gain, Wilbur Jamerson

1951-Won 8, Lost 4

72	Tennessee Tech	13	Lexington	Sept 15
6	Texas	7	Austin	Sept 22
17	Mississippi	21	Oxford	Sept 29
7	Georgia Tech	13	Lexington	Oct 6
27	Miss. State*	0	Lexington	Oct 13
35	Villanova*	13	Lexington	Oct 20
14	Florida	6	Gainesville	Oct 27
32	Miami (Fla)	0	Lexington	Nov 3
37	Tulane	0	New Orleans	Nov 10
47	Geo. Washington	13	Lexington	Nov 17
0	Tennessee	28	Lexington	Nov 24
	COTTON BOWL			
20	Texas Christian	7	Dallas	Jan 1
314		121		

COACH: Paul Bryant
CAPTS: Vito Parilli, Doug Moseley

1952-Won 5, Lost 4, Tied 2

6	Villanova*	25	Lexington	Sept 20
13	Mississippi	13	Lexington	Sept 27
10	Texas A&M*	7	College Sta.	Oct 4
7	LSU	34	Lexington	Oct 11
14	Miss. State	27	Starkville	Oct 18
14	Cincinnati	6	Cincinnati	Oct 25
29	Miami (Fla)*	0	Miami	Oct 31
27	Tulane	6	Lexington	Nov 8
27	Clemson	14	Lexington	Nov 15
14	Tennessee	14	Knoxville	Nov 22
0	Florida	27	Gainesville	Dec 6
161		173		

COACH: Paul Bryant
CAPT: John Griggs

1953-Won 7, Lost 2, Tied 1

6	Texas A&M*	7	Lexington	Sept 19
6	Mississippi	22	Oxford	Sept 26
26	Florida*	13	Lexington	Oct 3
6	LSU*	6	Baton Rouge	Oct 10
32	Miss. State*	13	Lexington	Oct 17
19	Villanova*	0	Lexington	Oct 24
19	Rice*	13	Houston	Oct 31
40	Vanderbilt	14	Nashville	Nov 7
20	Memphis State	7	Lexington	Nov 14
27	Tennessee	21	Lexington	Nov 21
201		116		

COACH: Paul Bryant
CAPTS: Ray Correll, Tommy Adkins

1954-Won 7, Lost 3

0	Maryland	20	Lexington	Sept 18
9	Mississippi	28	Memphis	Sept 25
7	LSU*	6	Lexington	Oct 2
21	Auburn*	14	Lexington	Oct 9
7	Florida	21	Gainesville	Oct 16
13	Georgia Tech	6	Atlanta	Oct 23
28	Villanova	3	Lexington	Oct 30
19	Vanderbilt	7	Lexington	Nov 6
33	Memphis State	7	Lexington	Nov 13
14	Tennessee	13	Knoxville	Nov 20
151		125		

COACH: Blanton Collier
CAPTS: Harry Kirk, Joe Koch

1955-Won 6, Lost 3, Tied 1

7	LSU*	19	Baton Rouge	Sept 17
21	Mississippi*	14	Lexington	Sept 24
28	Villanova*	0	Lexington	Oct 1
14	Auburn	14	Birmingham	Oct 8
14	Miss. State*	20	Lexington	Oct 15
10	Florida*	7	Lexington	Oct 22
20	Rice	16	Lexington	Oct 29
0	Vanderbilt	34	Nashville	Nov 5
41	Memphis State	7	Lexington	Nov 12
23	Tennessee	0	Lexington	Nov 19
185		117		

COACH: Blanton Collier
CAPTS: Bob Hardy, Howard Schnellenberger

1956-Won 6, Lost 4

6	Georgia Tech	14	Lexington	Sept 22
7	Mississippi	37	Memphis	Sept 29
17	Florida	8	Gainesville	Oct 6
0	Auburn*	13	Lexington	Oct 13
14	LSU*	0	Lexington	Oct 20
14	Georgia	7	Athens	Oct 27
14	Maryland	0	College Park	Nov 3
7	Vanderbilt	6	Lexington	Nov 10
33	Xavier (Ohio)	0	Lexington	Nov 17
7	Tennessee	20	Knoxville	Nov 24
119		105		

COACH: Blanton Collier
CAPTS: Dave Kuhn, Roger Pack

1957-Won 3, Lost 7

0	Georgia Tech	13	Atlanta	Sept 21
0	Mississippi*	15	Lexington	Sept 28
7	Florida*	14	Lexington	Oct 5
0	Auburn	6	Auburn	Oct 12
0	LSU*	21	Baton Rouge	Oct 19
14	Georgia*	33	Lexington	Oct 26
53	Memphis State	7	Lexington	Nov 2
7	Vanderbilt	12	Nashville	Nov 9
27	Xavier (Ohio)	0	Lexington	Nov 16
20	Tennessee	6	Lexington	Nov 23
128		127		

COACH: Blanton Collier
CAPTS: Bob Collier, Kenny Robertson

1958-Won 5, Lost 4, Tied 1

51	Hawaii*	0	Louisville	Sept 13
13	Georgia Tech*	0	Lexington	Sept 20
6	Mississippi	27	Memphis	Sept 27
0	Auburn*	8	Lexington	Oct 11
7	LSU*	32	Baton Rouge	Oct 18
0	Georgia	28	Athens	Oct 25
33	Miss. State	12	Lexington	Nov 1
0	Vanderbilt	0	Lexington	Nov 8
20	Xavier (Ohio)	6	Lexington	Nov 15
6	Tennessee	2	Knoxville	Nov 22
136		115		

COACH: Blanton Collier
CAPTS: Bob Lindon, Doug Shively

1959-Won 4, Lost 6

12	Georgia Tech*	14	Lexington	Sept 19
0	Mississippi*	16	Lexington	Sept 26
32	Detroit*	7	Detroit	Oct 2
0	Auburn	33	Auburn	Oct 10
0	LSU*	9	Lexington	Oct 17
7	Georgia*	14	Lexington	Oct 24
22	Miami (Fla)*	3	Miami	Oct 30
6	Vanderbilt	11	Nashville	Nov 7
41	Xavier (Ohio)	0	Lexington	Nov 14
20	Tennessee	0	Lexington	Nov 21
140		157		

COACH: Blanton Collier
CAPTS: Glenn Shaw, Cullen Wilson

1960-Won 5, Lost 4, Tied 1

13	Georgia Tech	23	Atlanta	Sept 17
6	Mississippi*	21	Memphis	Sept 24
7	Auburn*	10	Lexington	Oct 1
55	Marshall*	0	Lexington	Oct 8
3	LSU*	0	Lexington	Oct 15
13	Georgia*	17	Lexington	Oct 22
23	Florida State	0	Tallahassee	Oct 29
27	Vanderbilt	0	Lexington	Nov 5
49	Xavier (Ohio)	0	Lexington	Nov 12
10	Tennessee	10	Knoxville	Nov 19
206		81		

COACH: Blanton Collier
CAPTS: Jerry Eisaman, Lloyd Hodge

1961-Won 5, Lost 5

7	Miami (Fla)*	14	Lexington	Sept 23
6	Mississippi*	20	Lexington	Sept 30
14	Auburn	12	Auburn	Oct 7
21	Kansas State*	8	Lexington	Oct 14
14	LSU*	24	Baton Rouge	Oct 21
15	Georgia	16	Athens	Oct 28
20	Florida State	0	Lexington	Nov 4
16	Vanderbilt	3	Nashville	Nov 11
9	Xavier (Ohio)	0	Lexington	Nov 18
16	Tennessee	26	Lexington	Nov 25
138		123		

COACH: Blanton Collier
CAPT: Irv Goode

1962-Won 3, Lost 5, Tied 2

0	Florida State*	0	Lexington	Sept 22
0	Mississippi*	14	Jackson	Sept 29
6	Auburn*	16	Lexington	Oct 6
27	Detroit*	8	Detroit	Oct 12
0	LSU*	7	Lexington	Oct 20
7	Georgia	7	Athens	Oct 27
17	Miami (Fla).	25	Miami	Nov 2
7	Vanderbilt	0	Lexington	Nov 10
9	Xavier	14	Lexington	Nov 17
12	Tennessee	10	Knoxville	Nov 24
85		101		

COACH: Charlie Bradshaw
CAPT: Tommy Simpson

1963-Won 3, Lost 6, Tied 1

33	Virginia Tech*	14	Lexington	Sept 21
7	Mississippi*	31	Lexington	Sept 28
13	Auburn	14	Auburn	Oct 5
35	Detroit*	18	Lexington	Oct 12
7	LSU*	28	Baton Rouge	Oct 19
14	Georgia	17	Lexington	Oct 26
14	Miami (Fla)	20	Lexington	Nov 2
0	Vanderbilt	0	Nashville	Nov 9
19	Baylor	7	Waco	Nov 16
0	Tennessee	19	Lexington	Nov 23
142		168		

COACH: Charlie Bradshaw
CAPT: Darrell Cox

1964-Won 5, Lost 5

13	Detroit*	6	Lexington	Sept 19
27	Mississippi	21	Jackson	Sept 26
20	Auburn*	0	Lexington	Oct 3
6	Florida State	48	Tallahassee	Oct 10
7	LSU*	27	Lexington	Oct 17
7	Georgia	21	Athens	Oct 24
21	West Virginia	26	Morgantown	Oct 31
22	Vanderbilt	21	Lexington	Nov 7
15	Baylor	17	Lexington	Nov 14
12	Tennessee	7	Knoxville	Nov 21
150		194		

COACH: Charlie Bradshaw
CAPTS: Jim Foley, Bill Jenkins

1965-Won 6, Lost 4

7	Missouri	0	Columbia	Sept 18
16	Mississippi*	7	Lexington	Sept 25
18	Auburn	23	Auburn	Oct 2
26	Florida State*	24	Lexington	Oct 9
21	LSU*	31	Baton Rouge	Oct 16
28	Georgia*	10	Lexington	Oct 23
28	West Virginia	8	Lexington	Oct 30
34	Vanderbilt	0	Nashville	Nov 6
21	Houston*	38	Houston	Nov 13
3	Tennessee	19	Lexington	Nov 20
202		160		

COACH: Charlie Bradshaw
CAPTS: Rick Norton, Sam Ball

1966-Won 3, Lost 6, Tied 1

10	North Carolina*	0	Lexington	Sept 17
0	Mississippi*	17	Jackson	Sept 24
17	Auburn*	7	Lexington	Oct 1
0	Virginia Tech*	7	Lexington	Oct 8
0	LSU*	30	Lexington	Oct 15
15	Georgia	27	Athens	Oct 22
14	West Virginia	14	Morgantown	Oct 29
14	Vanderbilt	10	Lexington	Nov 5
18	Houston	56	Lexington	Nov 12
19	Tennessee	28	Knoxville	Nov 19
107		196		

COACH: Charlie Bradshaw
CAPTS: Rich Machel, Larry Seiple

1967-Won 2, Lost 8

10	Indiana	12	Bloomington	Sept 23
13	Mississippi	26	Lexington	Sept 30
7	Auburn	48	Auburn	Oct 7
14	Virginia Tech*	24	Lexington	Oct 14
7	LSU*	30	Baton Rouge	Oct 21
7	Georgia*	31	Lexington	Oct 28
22	West Virginia	7	Lexington	Nov 4
12	Vanderbilt	7	Nashville	Nov 11
12	Florida	28	Gainesville	Nov 18
7	Tennessee	17	Lexington	Nov 25
111		230		

COACH: Charlie Bradshaw
CAPTS: Kerry Curling, Doug Van Meter

1968-Won 3, Lost 7

12	Missouri	6	Lexington	Sept 21
14	Mississippi	30	Jackson	Sept 28
7	Auburn*	26	Lexington	Oct 5
35	Oregon State*	34	Lexington	Oct 12
3	LSU*	13	Baton Rouge	Oct 19
14	Georgia*	35	Lexington	Oct 26
35	West Virginia	16	Morgantown	Nov 2
0	Vanderbilt	6	Lexington	Nov 9
14	Florida	16	Lexington	Nov 16
7	Tennessee	24	Knoxville	Nov 23
141		206		

COACH: Charlie Bradshaw
CAPTS: Jeff Van Note, Dennis Drinnen

1969-Won 2, Lost 8

30	Indiana	58	Lexington	Sept 20
10	Mississippi*	9	Lexington	Sept 27
3	Auburn	44	Auburn	Oct 4
7	Virginia Tech	6	Blacksburg	Oct 11
10	LSU*	37	Lexington	Oct 18
0	Georgia	30	Athens	Oct 25
6	West Virginia	7	Lexington	Nov 1
6	Vanderbilt	42	Nashville	Nov 8
6	Florida	31	Gainesville	Nov 15
26	Tennessee	31	Lexington	Nov 22
104		295		

COACH: John Ray
CAPTS: Wilbur Hackett, Bill Duke

1970-Won 2, Lost 9

10	North Carolina	20	Chapel Hill	Sept 12
16	Kansas State	3	Lexington	Sept 19
17	Mississippi	20	Jackson	Sept 26
15	Auburn	33	Lexington	Oct 3
6	Utah State*	35	Lexington	Oct 10
7	LSU*	14	Baton Rouge	Oct 17
3	Georgia*	19	Lexington	Oct 24
27	N.C. State	2	Lexington	Oct 31
17	Vanderbilt	18	Lexington	Nov 7
13	Florida	24	Tampa	Nov 14
0	Tennessee	45	Knoxville	Nov 21
131		233		

COACH: John Ray
CAPTS: Game Captains

1971-Won 3, Lost 8

13	Clemson	10	Clemson	Sept 11
8	Indiana	26	Bloomington	Sept 18
20	Mississippi	34	Lexington	Sept 25
6	Auburn	38	Auburn	Oct 2
6	Ohio Univ.*	35	Lexington	Oct 9
13	LSU*	17	Lexington	Oct 16
0	Georgia	34	Athens	Oct 23
33	Virginia Tech	27	Lexington	Oct 30
14	Vanderbilt	7	Nashville	Nov 6
24	Florida	35	Gainesville	Nov 13
7	Tennessee	21	Lexington	Nov 20
144		284		

COACH: John Ray
CAPTS: Dan Neal, Joe Federspiel

All-Time Kentucky Results

1972–Won 3, Lost 8

25	Villanova	7	Lexington	Sept 16
0	Alabama*	35	Birmingham	Sept 23
34	Indiana	35	Lexington	Sept 30
17	Miss. State*	13	Lexington	Oct 7
20	North Carolina	31	Chapel Hill	Oct 14
0	LSU*	10	Baton Rouge	Oct 21
7	Georgia	13	Lexington	Oct 28
7	Tulane*	18	New Orleans	Nov 4
14	Vanderbilt	13	Lexington	Nov 11
0	Florida	40	Gainesville	Nov 18
7	Tennessee	17	Knoxville	Nov 25
131		232		

COACH: John Ray
CAPTS: Dan Neal, Earl Swindle

1973–Won 5, Lost 6

31	Virginia Tech	26	Lexington	Sept 15
14	Alabama	28	Lexington	Sept 22
3	Indiana	17	Bloomington	Sept 29
42	Miss. St.*	14	Jackson	Oct 6
10	North Carolina*	16	Lexington	Oct 13
21	LSU*	28	Baton Rouge	Oct 20
12	Georgia	7	Athens	Oct 27
34	Tulane	7	Lexington	Nov 3
27	Vanderbilt	17	Nashville	Nov 10
18	Florida	20	Gainesville	Nov 17
14	Tennessee	16	Lexington	Nov 24
226		196		

COACH: Fran Curci
CAPTS: Ray Barga, Frank LeMaster

1974–Won 6, Lost 5

38	Virginia Tech	7	Blacksburg	Sept 14
3	West Virginia	16	Morgantown	Sept 21
28	Indiana	22	Lexington	Sept 28
10	Miami (Ohio)*	14	Lexington	Oct 5
13	Auburn	31	Auburn	Oct 12
20	LSU*	13	Lexington	Oct 19
20	Georgia*	24	Lexington	Oct 26
30	Tulane*	7	New Orleans	Nov 2
38	Vanderbilt	12	Lexington	Nov 9
41	Florida	24	Lexington	Nov 16
7	Tennessee	24	Knoxville	Nov 23
248		194		

COACH: Fran Curci
CAPTS: Mike Fanuzzi, Tom Ehlers

1975–Won 2, Lost 8, Tied 1

27	Virginia Tech	8	Lexington	Sept 13
10	Kansas	14	Lexington	Sept 20
10	Maryland	10	Lexington	Sept 27
3	Penn State	10	Univ. Park	Oct 4
9	Auburn*	15	Lexington	Oct 11
14	LSU*	17	Baton Rouge	Oct 18
13	Georgia	21	Athens	Oct 25
23	Tulane	10	Lexington	Nov 1
3	Vanderbilt	13	Nashville	Nov 8
7	Florida	48	Gainesville	Nov 15
13	Tennessee	17	Lexington	Nov 22
132		183		

COACH: Fran Curci
CAPTS: Wally Pesuit, Tom Ranieri

1976–Won 9, Lost 3

38	Oregon State	13	Lexington	Sept 11
16	Kansas	37	Lawrence	Sept 18
14	West Virginia	10	Lexington	Sept 25
22	Penn State	6	Lexington	Oct 2
F-1	Miss. State	0	Jackson	Oct 9
21	LSU*	7	Lexington	Oct 16
7	Georgia*	31	Lexington	Oct 23
14	Maryland	24	College Park	Oct 30
14	Vanderbilt	0	Lexington	Nov 6
28	Florida	9	Lexington	Nov 13
7	Tennessee	0	Knoxville	Nov 20
	SEC CHAMPIONS			
	PEACH BOWL			
21	North Carolina	0	Atlanta	Dec 31
203		137		

COACH: Fran Curci
CAPTS: Game Captains

1977–Won 10, Lost 1

10	North Carolina	7	Lexington	Sept 10
6	Baylor	21	Waco	Sept 17
28	West Virginia	13	Lexington	Sept 24
24	Penn State	20	Univ. Park	Oct 1
23	Miss. State*	7	Lexington	Oct 8
33	LSU*	13	Baton Rouge	Oct 15
33	Georgia	0	Athens	Oct 22
32	Virginia Tech*	0	Lexington	Oct 29
28	Vanderbilt	6	Nashville	Nov 5
14	Florida	7	Gainesville	Nov 12
21	Tennessee	17	Lexington	Nov 19
252		111		

COACH: Fran Curci
CAPTS: Game Captains

1978–Won 4, Lost 6, Tied 1

14	South Carolina*	14	Columbia	Sept 16
25	Baylor	21	Lexington	Sept 23
3	Maryland	20	Coll. Park	Sept 30
0	Penn State*	30	Lexington	Oct 7
24	Mississippi	17	Oxford	Oct 14
0	LSU*	21	Lexington	Oct 21
16	Georgia*	17	Lexington	Oct 28
28	Virginia Tech	0	Blacksburg	Nov 4
53	Vanderbilt	2	Lexington	Nov 11
16	Florida	18	Lexington	Nov 18
14	Tennessee	29	Knoxville	Nov 25
193		189		

COACH: Fran Curci
CAPTS: Game Captains

1979–Won 5, Lost 6

14	Miami (Ohio)	15	Lexington	Sept 15
10	Indiana	18	Bloomington	Sept 22
14	Maryland	7	Lexington	Sept 29
6	West Virginia	10	Morgantown	Oct 6
14	Mississippi*	3	Lexington	Oct 13
19	LSU*	23	Baton Rouge	Oct 20
6	Georgia	20	Athens	Oct 27
20	Bowling Green	14	Lexington	Nov 3
29	Vanderbilt	10	Nashville	Nov 10
31	Florida	3	Gainesville	Nov 17
17	Tennessee	20	Lexington	Nov 24
180		143		

COACH: Fran Curci
CAPTS: Mike Shutt, Lester Boyd

1980–Won 3, Lost 8

17	Utah State	10	Lexington	Sept 6
7	Oklahoma	29	Norman	Sept 13
30	Indiana	36	Lexington	Sept 20
21	Bowling Green	20	Lexington	Sept 27
0	Alabama	45	Birmingham	Oct 4
10	LSU*	17	Lexington	Oct 11
0	Georgia*	27	Lexington	Oct 18
22	Tulane*	24	New Orleans	Nov 1
31	Vanderbilt	10	Lexington	Nov 8
15	Florida	17	Lexington	Nov 15
14	Tennessee	45	Knoxville	Nov 22
167		280		

COACH: Fran Curci
CAPTS: Ken Roark, Tim Gooch

1981–Won 3, Lost 8

28	N. Texas State	6	Lexington	Sept 5
10	Alabama	19	Lexington	Sept 19
16	Kansas	21	Lawrence	Sept 26
3	Clemson	21	Lexington	Oct 3
14	South Carolina*	28	Lexington	Oct 10
10	LSU*	24	Baton Rouge	Oct 17
0	Georgia	21	Athens	Oct 24
3	Virginia Tech*	29	Lexington	Oct 31
17	Vanderbilt	10	Nashville	Nov 7
12	Florida	33	Gainesville	Nov 14
21	Tennessee	10	Lexington	Nov 21
134		222		

COACH: Fran Curci
CAPTS: Jim Campbell, Greg Long

1982–Won 0, Lost 10, Tied 1

9	Kansas State	23	Manhattan	Sept 11
8	Oklahoma	29	Lexington	Sept 18
13	Kansas	13	Lexington	Sept 25
6	Clemson	24	Clemson	Oct 2
3	Auburn	18	Auburn	Oct 9
10	LSU*	34	Lexington	Oct 16
14	Georgia*	27	Lexington	Oct 23
3	Virginia Tech	29	Blacksburg	Oct 30
10	Vanderbilt	23	Lexington	Nov 6
13	Florida	39	Lexington	Nov 13
7	Tennessee	28	Knoxville	Nov 20
96		287		

COACH: Jerry Claiborne
CAPTS: John Maddox, Andy Molls

1983–Won 6, Lost 5, Tied 1

31	Central Michigan	14	Lexington	Sept 3
31	Kansas State	12	Lexington	Sept 10
24	Indiana	13	Lexington	Sept 17
26	Tulane	14	Lexington	Sept 24
21	Auburn*	49	Lexington	Oct 8
21	LSU*	13	Baton Rouge	Oct 15
21	Georgia	47	Athens	Oct 22
13	Cincinnati*	13	Lexington	Oct 29
17	Vanderbilt*	8	Nashville	Nov 5
7	Florida	24	Gainesville	Nov 12
0	Tennessee	10	Lexington	Nov 19
	HALL OF FAME BOWL			
16	West Virginia*	20	Birmingham	Dec 22
228		237		

COACH: Jerry Claiborne
CAPTS: Ron Bojald, Scott Schroeder

1984–Won 9, Lost 3

42	Kent State	0	Lexington	Sept 8
48	Indiana	14	Bloomington	Sept 15
30	Tulane	26	New Orleans	Sept 22
27	Rutgers*	14	Lexington	Oct 6
17	Miss. State	13	Starkville	Oct 13
10	LSU	36	Lexington	Oct 20
7	Georgia	37	Lexington	Oct 27
31	N. Texas State	7	Lexington	Nov 3
27	Vanderbilt	18	Lexington	Nov 10
17	Florida	25	Lexington	Nov 17
17	Tennessee	12	Knoxville	Nov 24
	HALL OF FAME BOWL			
20	Wisconsin*	19	Birmingham	Dec 29
293		221		

COACH: Jerry Claiborne
CAPTS: Oliver White, Dave Thompson

1985–Won 5, Lost 6

26	Bowling Green	30	Lexington	Sept 14
16	Tulane	11	Lexington	Sept 21
27	Cincinnati	7	Lexington	Sept 28
26	Clemson*	7	Lexington	Oct 5
33	Miss. State*	19	Lexington	Oct 12
0	LSU*	10	Baton Rouge	Oct 19
6	Georgia	26	Athens	Oct 26
23	E. Tennessee St.	13	Lexington	Nov 2
24	Vanderbilt	31	Nashville	Nov 9
13	Florida	15	Gainesville	Nov 16
0	Tennessee	42	Lexington	Nov 23
194		211		

COACH: Jerry Claiborne
CAPTS: Ken Pietrowiak, Jon Dumbauld

1986–Won 5, Lost 5, Tied 1

16	Rutgers	16	Lexington	Sept 13
37	Kent State	12	Lexington	Sept 20
37	Cincinnati	20	Cincinnati	Sept 27
32	So. Mississippi*	0	Lexington	Oct 4
13	Mississippi	33	Jackson	Oct 11
16	LSU*	25	Lexington	Oct 18
9	Georgia*	31	Lexington	Oct 25
15	Virginia Tech	17	Blacksburg	Nov 1
34	Vanderbilt	22	Lexington	Nov 8
10	Florida	3	Lexington	Nov 15
9	Tennessee	28	Knoxville	Nov 22
228		187		

COACH: Jerry Claiborne
CAPTS: Bill Ransdell, Tom Wilkins

1987–Won 5, Lost 6

41	Utah State	0	Lexington	Sept 12
34	Indiana	15	Lexington	Sept 19
18	Rutgers*	19	E. Rutherford	Sept 26
28	Ohio Univ.	0	Lexington	Oct 3
35	Mississippi*	6	Lexington	Oct 10
9	LSU	34	Baton Rouge	Oct 17
14	Georgia	17	Athens	Oct 24
14	Virginia Tech*	7	Lexington	Oct 31
29	Vanderbilt	38	Nashville	Nov 7
14	Florida	27	Gainesville	Nov 14
22	Tennessee	24	Lexington	Nov 21
258		187		

COACH: Jerry Claiborne
CAPTS: Jeff Kremer, Dermontti Dawson

1988–Won 5, Lost 6

18	Cent. Michigan	7	Lexington	Sept 3
10	Auburn	20	Auburn	Sept 10
15	Indiana	36	Bloomington	Sept 17
38	Kent State	14	Lexington	Sept 24
27	Alabama	31	Lexington	Oct 1
12	LSU*	15	Baton Rouge	Oct 15
16	Georgia	10	Lexington	Oct 22
24	So. Illinois*	10	Lexington	Oct 29
14	Vanderbilt*	13	Lexington	Nov 5
19	Florida	24	Lexington	Nov 12
24	Tennessee	28	Knoxville	Nov 19
217		208		

COACH: Jerry Claiborne
CAPTS: Bo Smith, Chris Chenault

1989–Won 6, Lost 5

17	Indiana	14	Lexington	Sept 9
13	North Carolina	6	Lexington	Sept 16
3	Alabama	15	Tuscaloosa	Sept 23
12	Auburn	24	Lexington	Oct 7
33	Rutgers*	26	Lexington	Oct 14
27	LSU*	21	Lexington	Oct 21
23	Georgia	34	Athens	Oct 28
31	Cincinnati	0	Lexington	Nov 4
15	Vanderbilt	11	Nashville	Nov 11
28	Florida	38	Gainesville	Nov 18
10	Tennessee	31	Lexington	Nov 25
212		220		

COACH: Jerry Claiborne
CAPTS: Andy Murray, Oliver Barnett

1990–Won 4, Lost 7

20	Central Michigan	17	Lexington	Sept. 1
8	Rutgers*	24	E. Rutherford	Sept. 8
24	Indiana	45	Lexington	Sept. 15
13	North Carolina	16	Chapel Hill	Sept. 22
29	Ole Miss	35	Oxford	Oct. 6
17	Miss. State*	15	Lexington	Oct. 13
20	LSU*	30	Baton Rouge	Oct. 20
26	Georgia*	24	Lexington	Oct. 27
28	Vanderbilt	21	Lexington	Nov. 10
15	Florida	47	Lexington	Nov. 17
28	Tennessee	42	Knoxville	Nov. 24
228		316		

COACH: Bill Curry
CAPTS: Freddie Maggard, Randy Holleran

1991–Won 3, Lost 8

23	Miami (Ohio)*	20	Lexington	Sept. 7
10	Indiana	13	Bloomington	Sept. 21
24	Kent State*	6	Lexington	Sept. 28
14	Ole Miss*	35	Lexington	Oct. 5
6	Miss. State	31	Starkville	Oct. 12
26	LSU	29	Lexington	Oct. 19
27	Georgia	49	Athens	Oct. 26
20	Cincinnati	17	Lexington	Nov. 2
7	Vanderbilt	17	Nashville	Nov. 9
26	Florida	35	Gainesville	Nov. 16
7	Tennessee	16	Lexington	Nov. 23
190		268		

COACH: Bill Curry
CAPTS: Greg Lahr, Joey Couch

1992–Won 4, Lost 7

21	Central Michigan*	14	Lexington	Sept. 5
19	Florida	35	Gainesville	Sept. 12
37	Indiana*	25	Lexington	Sept. 19
13	So. Carolina	9	Lexington	Sept. 26
14	Ole Miss*	24	Oxford	Oct. 3
27	LSU*	25	Baton Rouge	Oct. 17
7	Georgia*	40	Lexington	Oct. 24
36	Miss. State*	37	Lexington	Oct. 31
7	Vanderbilt	20	Lexington	Nov. 7
13	Cincinnati	17	Cincinnati	Nov. 14
13	Tennessee	34	Knoxville	Nov. 21
207		280		

COACH: Bill Curry
CAPTS: Pookie Jones, Dean Wells, Travis Powers

1993–Won 6, Lost 6

35	Kent*	0	Lexington	Sept. 4
20	Florida*	24	Lexington	Sept. 11
8	Indiana	24	Bloomington	Sept. 18
21	South Carolina*	17	Columbia	Sept. 23
21	Ole Miss* (HC)	0	Lexington	Oct. 2
35	LSU*	17	Lexington	Oct. 16
28	Georgia	33	Athens	Oct. 23
26	Miss State	17	Starkville	Oct. 30
7	Vanderbilt	12	Nashville	Nov. 6
6	East Carolina	3	Lexington	Nov. 13
0	Tennessee	48	Lexington	Nov. 20
	PEACH BOWL			
13	Clemson*	14	Atlanta	Dec. 31
207		195		

COACH: Bill Curry
CAPTS: Pookie Jones, Marty Moore, James Tucker

* night games

Kentucky Football Lists

SEASON OPENERS

Record in season openers: 74-24-5, .743 pct. (Home 67-10-4, .852; Road 4-12-1, .265; Neutral 3-2, .600)

1881	Kentucky Univ.	W	7- 1
1891	Georgetown	W	8- 2
1892	Kentucky Univ.	T	0- 0
1893	Georgetown	W	80- 0
1894	at Cincinnati	L	4-32
1895	at Frankfort A.C.	W	10- 0
1896	Lexington A.C.	L	0-10
1897	Kentucky Univ.	W	8- 6
1898	Kentucky Univ.	W	18- 0
1899	Kentucky Univ.	W	23- 6
1900	at Cincinnati	L	6-20
1901	at Vanderbilt	L	0-22
1902	Q & C Railroad	W	22- 0
1903	Cynthiana	W	39- 0
1904	Paris A.C.	W	28- 0
1905	Cynthiana	W	52- 0
1906	at Vanderbilt	L	0-28
1907	Ky. Wesleyan	W	17- 0
1908	Berea College	W	17- 0
1909	Ky. Wesleyan	W	18- 0
1910	Ohio University	W	12- 0
1911	Maryville	W	13- 0
1912	Maryville	W	34- 0
1913	Butler	W	21- 7
1914	Wilmington	W	87- 0
1915	Butler	W	33- 0
1916	Butler	W	39- 3
1917	Butler	W	33- 0
1918	at Indiana	W	24- 7
1919	Georgetown	W	12- 0
1920	Southwestern	W	62- 0
1921	Ky. Wesleyan	W	68- 0
1922	Marshall	W	16- 0
1923	Marshall	W	41- 0
1924	Louisville	W	29- 0
1925	Maryville	W	13- 6
1926	Maryville	W	25- 0
1927	Maryville	T	6- 6
1928	Carson-Newman	W	61- 0
1929	Maryville*	W	40- 0
1930	Sewanee*	W	37- 0
1931	Maryville	W	19- 0
1932	VMI	W	23- 0
1933	Maryville	W	46- 2
1934	Maryville	W	26- 0
1935	Maryville	W	60- 0
1936	Maryville	W	54- 3
1937	at Vanderbilt	L	0-12
1938	Maryville	W	46- 7
1939	VMI	W	21- 0
1940	Baldwin-Wallace	W	59- 7
1941	Va. Tech (L)	W	37-14
1942	Georgia (L)	L	6- 7
1943	No Team.		
1944	Ole Miss*	W	27- 7
1945	at Ole Miss (M)	L	7-21
1946	Ole Miss*	W	20- 7
1947	at Ole Miss	L	7-14
1948	Xavier (Ohio)*	W	48- 7
1949	So.Mississippi*	W	71- 7
1950	North Texas St.*	W	25- 0
1951	Tennessee Tech	W	72-13
1952	Villanova*	L	6-25
1953	Texas A&M*	L	6- 7
1954	Maryland	L	0-20
1955	at LSU	L	7-19
1956	Georgia Tech	L	6-14
1957	at Georgia Tech	L	0-13
1958	Hawaii* (L)	W	51- 0
1959	Georgia Tech*	L	12-14
1960	at Georgia Tech	L	13-23
1961	Miami (Fla.)*	L	7-14
1962	Florida State*	T	0- 0
1963	Virginia Tech*	W	33-14
1964	Detroit*	W	13- 6
1965	at Missouri	W	7- 0
1966	North Carolina*	W	10- 0
1967	at Indiana	L	10-12
1968	Missouri	W	12- 6
1969	Indiana	L	30-58
1970	at No. Carolina	L	10-20
1971	at Clemson	W	13-10
1972	Villanova	W	25- 7
1973	Virginia Tech	W	31-26
1974	at Virginia Tech	W	38- 7
1975	Virginia Tech	W	27- 8
1976	Oregon State	W	38-13
1977	North Carolina	W	10- 7
1978	at So. Carolina*	T	14-14
1979	Miami (Ohio)	L	14-15
1980	Utah State	W	17-10
1981	North Texas St.	W	28- 6
1982	at Kansas State	L	9-23
1983	Central Michigan	W	31-14
1984	Kent	W	42- 0
1985	Bowling Green	L	26-30
1986	Rutgers	T	16-16
1987	Utah State	W	41- 0
1988	Central Michigan	W	18- 7
1989	Indiana	W	17-14
1990	Central Michigan	W	20-17
1991	Miami (Ohio)*	W	23-20
1992	Cent. Michigan*	W	21-14
1993	Kent*	W	35-0

* night game
(L) Louisville, Ky.
(M) Memphis, Tenn.

HOMECOMING GAMES

Kentucky has posted a 37-11-0 record in 48 Homecoming Games since 1946.

1946	Vanderbilt	W	10- 7
1947	Tennessee	L	6-13
1948	Florida	W	34-15
1949	Georgia	W	25- 0
1950	Florida	W	40- 6
1951	Miami (Fla.)	W	32- 0
1952	Tulane	W	27- 6
1953	Tennessee	W	27-21
1954	Vanderbilt	W	19- 7
1955	Rice	W	20-16
1956	Vanderbilt	W	7- 6
1957	Tennessee	W	20- 6
1958	Mississippi State	W	33-12
1959	Tennessee	W	20- 0
1960	Vanderbilt	W	27- 0
1961	Tennessee	L	16-26
1962	Vanderbilt	W	7- 0
1963	Georgia	L	14-17
1964	Vanderbilt	W	22-21
1965	West Virginia	W	28- 8
1966	Houston	L	18-56
1967	West Virginia	W	22- 7
1968	Vanderbilt	L	0- 6
1969	West Virginia	L	6- 7
1970	Auburn	L	15-33
1971	Virginia Tech	W	33-27
1972	Georgia	L	7-13
1973	Tulane	W	34- 7
1974	Vanderbilt	W	38-12
1975	Tulane	W	23-10
1976	Vanderbilt	W	14- 0
1977	Virginia Tech	W	32- 0
1978	Vanderbilt	W	53- 2
1979	Bowling Green	W	20-14
1980	Vanderbilt	W	31-10
1981	Virginia Tech	L	3-29
1982	Vanderbilt	L	10-23
1983	Tulane	W	26-14
1984	Rutgers	W	27-14
1985	Cincinnati	W	27- 7
1986	So.Mississippi	W	32- 0
1987	Ohio University	W	18- 0
1988	Kent State	W	38-14
1989	Rutgers	W	33-26
1990	Mississippi State	W	17-15
1991	Cincinnati	W	20-17
1992	Mississippi State	L	36-37
1993	Ole Miss	W	21-0

TELEVISION APPEARANCES

Kentucky has appeared on "live" national or regional television a total of 48 times. The Wildcats faced Georgia Tech in the first telecast of a UK football game on Sept. 22, 1956, by NBC at Stoll Field in Lexington. Kentucky owns an overall record of 13-34-1 in all national or regional televised contests.

1956	Georgia Tech ①	L	6-14
1969	Indiana ②	L	30-58
1974	Vanderbilt ②	W	38-12
1974	Florida ②	W	41-24
1975	Maryland ②	T	10-10
1976	at Maryland ②	L	14-24
1976	No. Carolina ⑦ ☆	W	21- 0
1979	Indiana ②	L	10-18
1981	Clemson ②	L	3-21
1983	at Indiana ③	W	24-13
1983	Tulane ③	W	26-14
1983	at Vanderbilt ④ ◆	W	17- 8
1983	Tennessee ③	L	0-10
1983	W. Virginia④ ◆✹	L	16-20
1984	at Tulane ④	W	30-26
1984	LSU ②	L	10-36
1984	Georgia ④	L	7-37
1984	Florida ④	L	17-25
1984	Wisconsin ④◆ ✹	W	20-19
1985	at LSU ⑤◆	L	0-10
1985	at Georgia ④	L	6-26
1985	at Vanderbilt ④	L	24-31
1985	Tennessee ④	L	0-42
1986	Vanderbilt ④	W	34-22
1987	at LSU ④	L	9-34
1987	at Georgia ④	L	14-17
1987	at Florida ④	L	14-27
1988	at Auburn ④	L	10-20
1988	Alabama ④	L	27-31
1988	Georgia ④	W	16-10
1989	at Alabama ④	L	3-15
1989	Auburn ④	L	12-24
1989	Tennessee ⑤	L	10-31
1990	at Ole Miss ④	L	29-35
1990	Florida ④	L	15-47
1990	at Tennessee ④	L	28-42
1991	at Indiana ⑤	L	10-13
1991	LSU ④	L	26-29
1991	at Georgia ④	L	27-49
1991	at Vanderbilt ④	L	7-17
1991	Tennessee ④	L	7-16
1992	at Florida ⑥	L	19-35
1992	So. Carolina ⑥	W	13- 9
1993	at So. Carolina ⑤◆	W	21-17
1993	Ole Miss ⑧◆	W	21-0
1993	at Georgia ⑥	L	28-33
1993	Tennessee ⑤	L	0-48
1993	Clemson ⑤☆◆	L	13-14

KEY

① NBC
② ABC
③ CBS
④ TBS
⑤ ESPN
⑥ JP
⑦ Mizlou
⑧ Pay-Per-View
◆ Night Game.
☆ Peach Bowl.
✹ Hall of Fame Bowl.

Kentucky Football Lists

SOUTHEASTERN CONFERENCE OPENERS

Since the Southeastern Conference formed in 1933, Kentucky has posted a 19-39-2 (.333 pct.) in 60 league openers.

1933	Sewanee	W	7- 0
1934	Auburn	W	9- 0
1935	Georgia Tech	W	25- 6
1936	at Georgia Tech	L	0-34
1937	at Vanderbilt	L	0-12
1938	Vanderbilt	L	7-14
1939	at Vanderbilt	W	21-13
1940	at Vanderbilt	T	7- 7
1941	Vanderbilt	L	15-39
1942	Georgia (L)	L	6- 7
1943	No Team.		
1944	Ole Miss*	W	27- 7
1945	at Ole Miss (M)	L	7-21
1946	Ole Miss*	W	20- 7
1947	at Ole Miss	L	7-14
1948	Ole Miss*	L	7-20
1949	at LSU*	W	19- 0
1950	LSU*	W	14- 0
1951	at Ole Miss	L	17-21
1952	Ole Miss	T	13-13
1953	at Ole Miss	L	6-22
1954	at Ole Miss (M)	L	9-28
1955	at LSU*	L	7-19
1956	Georgia Tech	L	6-14
1957	at Georgia Tech	L	0-13
1958	Georgia Tech*	W	13- 0
1959	Georgia Tech*	L	12-14
1960	at Georgia Tech	L	13-23
1961	Ole Miss*	L	6-21
1962	at Ole Miss*(J)	L	0-14
1963	Ole Miss*	L	7-31
1964	at Ole Miss (J)	W	27-21
1965	Ole Miss*	W	16- 7
1966	at Ole Miss*(J)	L	0-17
1967	Ole Miss	L	13-26
1968	at Ole Miss (J)	L	14-30
1969	Ole Miss*	W	10- 9
1970	at Ole Miss (J)	L	17-20
1971	Ole Miss	L	20-34
1972	at Alabama (B)	L	0-35
1973	Alabama	L	14-28
1974	at Auburn	L	13-31
1975	Auburn*	L	9-15
1976	at Miss. State (J)	W	F1- 0
1977	Miss. State*	W	23- 7
1978	at Ole Miss	W	24-17
1979	Ole Miss*	W	14- 3
1980	at Alabama (B)	L	0-45
1981	Alabama	L	10-19
1982	at Auburn	L	3-18
1983	Auburn*	L	21-49
1984	at Miss. State	W	17-13
1985	Miss. State*	W	33-19
1986	at Ole Miss (J)	L	13-33
1987	Ole Miss*	W	35- 6
1988	at Auburn	L	10-20
1989	at Alabama	L	3-15
1990	at Ole Miss	L	29-35
1991	Ole Miss*	L	14-35
1992	at Florida	L	19-35
1993	Florida*	L	20-24

* Night Game.
(L) Louisville, Ky.
(M) Memphis, Tenn.
(B) Birmingham, Ala.
(J) Jackson, Miss.

NIGHT GAMES

Kentucky has played in a total of 173 games under the lights. Overall, the Wildcats sport an 88-81-4 record (.520 pct.) in all night games.

1929	Maryville	W	40- 0
1930	Sewanee	W	37- 0
1935	at Xavier (Ohio)	W	21- 7
1936	at Xavier (Ohio)	W	21- 0
1944	Ole Miss	W	27- 7
1946	Ole Miss	W	20- 7
	Xavier (Ohio)	W	70- 0
1947	Cincinnati	W	20- 0
	at Xavier (Ohio)	W	20- 7
	Georgia	W	26- 0
1948	Xavier (Ohio)	W	48- 7
	Ole Miss	L	7-20
	at Miami (Fla.)	W	25- 5
1949	So.Mississippi	W	71- 7
	at LSU	W	19- 0
	Georgia	W	25- 0
	The Citadel	W	44- 0
	at Miami (Fla.)	W	21- 6
1950	North Texas St.	W	25- 0
	LSU	W	14- 0
	Ole Miss	W	27- 0
	Dayton	W	40- 0
	Cincinnati	W	41- 7
1951	Mississippi State	W	27- 0
	Villanova	W	35-13
1952	Villanova	L	6-25
	at Texas A&M	W	10- 7
	at Miami (Fla.)	W	29- 0
1953	Texas A&M	L	6- 7
	Florida	W	26-13
	at LSU	T	6- 6
	Mississippi State	W	32-13
	Villanova	W	19- 0
	at Rice	W	19-13
1954	LSU	W	7- 6
	Auburn	W	21-14
1955	at LSU	L	7-19
	Ole Miss	W	21-14
	Villanova	W	28- 0
	Mississippi State	L	14-20
	Florida	W	10- 7
1956	Auburn	L	0-13
	LSU	W	14- 0
1957	Ole Miss	L	0-15
	Florida	L	7-14
	at LSU	L	0-21
	Georgia	L	14-33

NIGHT GAMES (continued)

1958	Hawaii (L)	W	51- 0
	Georgia Tech	W	13- 0
	Auburn	L	0- 8
	at LSU	L	7-32
1959	Georgia Tech	L	12-14
	Ole Miss	L	0-16
	at Detroit	W	32- 7
	LSU	L	0- 9
	Georgia	L	7-14
	at Miami (Fla.)	W	22- 3
1960	at Ole Miss (M)	L	6-21
	Auburn	L	7-10
	Marshall	W	55- 0
	LSU	W	3- 0
	Georgia	L	13-17
1961	Miami (Fla.)	L	7-14
	Ole Miss	L	6-20
	Kansas State	W	21- 8
	at LSU	L	14-24
1962	Florida State	T	0- 0
	at Ole Miss (J)	L	0-14
	Auburn	L	6-16
	at Detroit	W	27- 8
	LSU	L	0- 7
1963	Virginia Tech	W	33-14
	Ole Miss	L	7-31
	Detroit	W	35-18
	at LSU	L	7-28
1964	Detroit	W	13- 6
	Auburn	W	20- 0
	LSU	L	7-27
1965	Ole Miss	W	16- 7
	Florida State	W	26-24
	at LSU	L	21-31
	Georgia	W	28-10
	at Houston	L	21-38
1966	North Carolina	W	10- 0
	at Ole Miss (J)	L	0-17
	Auburn	W	17- 7
	Virginia Tech	L	0- 7
	LSU	L	0-30
1967	Virginia Tech	L	14-24
	at LSU	L	7-30
	Georgia	L	7-31
1968	Auburn	L	7-26
	Oregon State	W	35-34
	at LSU	L	3-13
	Georgia	L	14-35
1969	Ole Miss	W	10- 9
	LSU	L	10-37
1970	Utah State	L	6-35
	at LSU	L	7-14
	Georgia	L	3-19
1971	Ohio University	L	6-35
	LSU	L	13-17
1972	at Alabama (B)	L	0-35
	Miss. State	W	17-13
	at LSU	L	0-10
	at Tulane	L	7-18
1973	at Miss. State (J)	W	42-14
	North Carolina	L	10-16
	at LSU	L	21-28
1974	Miami (Ohio)	L	10-14
	LSU	W	20-13
	Georgia	L	20-24
	at Tulane	W	30- 7
1975	Auburn	L	9-15
	at LSU	L	14-17
1976	LSU	W	21- 7
	Georgia	L	7-31
1977	Miss. State	W	23- 7
	at LSU	W	33-13
	Virginia Tech	W	32- 0
1978	at South Carolina	T	14-14
	Penn State	L	0-30
	LSU	L	0-21
	Georgia	L	16-17
1979	Ole Miss	W	14- 3
	at LSU	L	19-23
1980	LSU	L	10-17
	Georgia	L	22-24
1981	South Carolina	L	14-28
	at LSU	L	10-24
	Virginia Tech	L	3-29
1982	LSU	L	10-34
	Georgia	L	14-27
1983	Auburn	L	21-49
	at LSU	W	21-13
	Cincinnati	T	13-13
	at Vanderbilt	W	17- 8
	West Virginia#	L	16-20
1984	Rutgers	W	27-14
	Wisconsin#	W	20-19
1985	Clemson	W	26- 7
	Miss. State	W	33-19
	at LSU	L	0-10
1986	So.Mississippi	W	32- 0
	LSU	L	16-25
	Georgia	L	9-31
1987	at Rutgers	L	18-19
	Ole Miss	W	35- 6
	Virginia Tech	W	14- 7
1988	at LSU	L	12-15
	Southern Illinois	W	24-10
	Vanderbilt	W	14-13
1989	Rugers	W	33-26
	LSU	W	27-21
1990	at Rutgers	L	8-24
	Miss. State	W	17-15
	at LSU	L	20-30
	Georgia	W	26-24
1991	Miami (Ohio)	W	23-20
	Kent State	W	24- 6
	Ole Miss	L	14-35
1992	Central Michigan	W	21-14
	Indiana	W	37-25
	at Ole Miss	L	14-24
	at LSU	W	27-25
	Georgia	L	7-40
	Miss. State	L	36-37
1993	Kent	W	35-0
	Florida	L	20-24
	at So. Carolina	W	21-17
	Ole Miss	W	21-0
	LSU	W	35-17
	Clemson*	L	13-14

(L) Louisville
(M) Memphis, Tenn.
(J) Jackson, Miss.
(B) Birmingham, Ala.
Hall of Fame Bowl
* Peach Bowl

The Media



Kentucky Football Media Outlets

Kentucky Road Headquarters

FLORIDA
(Sept. 10)
Ocala/Silver Springs Hilton
3600 S.W. 36th Ave.
Ocala, FL 34474
(904) 854-1400

AUBURN
(Sept. 29)
Ramada Inn
1513 Lafayette Parkway
LaGrange, GA 30240
(404) 884-6175

LSU
(Oct. 15)
Holiday Inn
1500 Highway 30
Gonzales, LA 70737
(504) 647-8000

TENNESSEE
(Nov. 19)
Knoxville Airport Hilton Inn
Alcoa Highway
Alcoa, TN 37701
(615) 970-4300

PRINT MEDIA

ASSOCIATED PRESS (Mike Embry)
100 Midland Ave., Lexington, KY 40508 ..... (606)254-2070

LEXINGTON HERALD-LEADER (John Clay, Chuck Culpepper, Gene Abell)
Main and Midland, Lexington, KY 40507 ..... (606)231-3225

LOUISVILLE COURIER-JOURNAL (Pat Forde, Rick Bozich, Harry Bryant)
525 West Broadway, Louisville, KY 40202 ..... (502)582-4011

LOUISVILLE COURIER-JOURNAL (Mark Coomes)
400 Old Vine St., Suite 201, Lexington, KY 40507 ..... (606)254-7888

ASHLAND DAILY INDEPENDENT (Mark Maynard)
P.O. Box 311, Ashland, KY 41105 ..... (606)329-1717

BOWLING GREEN DAILY NEWS (Joe Medley)
P.O. Box 90012, Bowling Green, KY 42102-9012 ..... (502)781-1700

CORBIN TIMES-TRIBUNE (Wade Holland)
201 N. Kentucky Ave., Corbin, KY 40701 ..... (606)528-2464

KENTUCKY POST (Tom Gamble, Janet Graham)
125 East Court St., Cincinnati, OH 45202 ..... (513)352-2767

CINCINNATI ENQUIRER (Greg Noble)
312 Elm St., Cincinnati, OH 45202 ..... (513)721-2700

DANVILLE ADVOCATE-MESSENGER (Larry Vaught)
330 South Fourth St., Danville, KY 40422 ..... (606)236-2551

ELIZABETHTOWN NEWS-ENTERPRISE (Darrell Bird)
408 W. Dixie, Elizabethtown, KY 42701 ..... (502)769-2312

EVANSVILLE COURIER (David Johnson, Jay Stockman)
P.O. Box 268, Evansville, IN 47702 ..... (812)424-7711

FRANKFORT STATE-JOURNAL (Brian Rickerd)
321 West Main St., Frankfort, KY 40601 ..... (502)227-4556

GLASGOW DAILY TIMES (Loy Milam)
P.O. Box 1179, Glasgow, KY 42142 ..... (502)678-5171

HARLAN DAILY ENTERPRISE (John Henson)
P.O. Box E, Harlan, KY 40831 ..... (606)573-4510

HENDERSON GLEANER (Jim Kirk)
P.O. Box 4, Henderson, KY 42420 ..... (502)827-2000

KENTUCKY NEW ERA (Ray Duckworth)
P.O. Box 729, Hopkinsville, KY 42241 ..... (502)886-4444

MADISONVILLE MESSENGER (Mike Boaz)
P.O. Box 529, Madisonville, KY 42431 ..... (502)821-6833

MAYFIELD MESSENGER (Kevin Patton)
P.O. Box 709, Mayfield, KY 42066 ..... (502)247-5223

MAYSVILLE LEDGER-INDEPENDENT (Bob Bunn)
P.O. Box 518, Maysville, KY 41056 ..... (606)564-9091

MIDDLESBORO DAILY NEWS (Neill Morgan)
P.O. Box 579, Middlesboro, KY 40965 ..... (606)248-1010

MURRAY LEDGER & TIMES (Steve Parker)
P.O. Box 1040, Murray, KY 42071 ..... (502)753-1916

OWENSBORO MESSENGER-INQUIRER (Rich Suwanski, Mark Mathis)
1401 Frederica St., Owensboro, KY 42301 ..... (502)926-0123

PADUCAH SUN (Steve Millizer, Kevin Stewart)
P.O. Box 2300, Paducah, KY 42002) ..... (502)443-1771

RICHMOND REGISTER (Steve McClain, Nick Nicholas)
P.O. Box 99, Richmond, KY 40475 ..... (606)623-1669

SOMERSET COMMONWEALTH-JOURNAL (Jeff Neal)
P.O. Box 859, Somerset, KY 42502 ..... (606)678-8191

WINCHESTER SUN (Jeff Kerr)
P.O. Box 4300, Winchester, KY 40392 ..... (606)744-3123

Kentucky Football Media Outlets

SPECIALTY PUBLICATIONS

THE CATS' PAUSE (Oscar Combs, Mike Estep)
P.O. Box 7297, Lexington, KY 40522 ..... (606)278-3474

HOST COMMUNICATIONS (J.D. Rutledge, Dave Kaplan)
904 N. Broadway, Lexington, KY 40505 ..... (606)252-6681

EARL COX, Syndicated Columnist
7602 Maria Ave., Louisville, KY 40222 ..... (502)425-5220

SPORTS IN KENTUCKY (Bob Watkins)
PO Box 124, Glendale, KY 42740 ..... (502)737-5585

RADIO

WVLK-AM/FM (Ralph Hacker, Tom Leach)
P.O. Box 1559, Lexington, KY 40592 ..... (606)253-5900

WLAP-FM (Brian Wright)
P.O. Box 11670, Lexington, KY 40577 ..... (606)293-0563

WLAP-AM (Doug Flynn)
3549 Russell Cave Rd., Lexington, KY 40511

KENTUCKY NETWORK (Doug Ormay)
PO Box 1084, Louisville, KY 40201 ..... (502)582-3924

WHAS-AM (Van Vance, Paul Rogers, Paul Willman, Sid Jenkins)
P.O. Box 1084, Louisville, KY 40201 ..... (502)582-7840

WKQQ-FM (Katie Cline)
P.O. Box 100, Lexington, KY 40590 ..... (606)252-6694

WLXG-AM (Scott Pierce)
P.O. Box 11788, Lexington, KY 40578 ..... (606)233-1515

WCKY-AM (Mark Durbin)
219 McFarland St., Cincinnati, OH 45202 ..... (513)241-6565

TELEVISION STATIONS

WKYT-TV (Rob Bromley, Dick Gabriel, Dave Baker)
P.O. Box 5037, Lexington, KY 40555 ..... (606)299-0711

WLEX-TV (Alan Cutler, Jeff Piecoro)
P.O. Box 1457, Lexington, KY 40591 ..... (606)255-4404

WTVQ-TV (Kenny Rice, Dave Shore)
P.O. Box 5590, Lexington, KY 40555 ..... (606)293-1661

WAVE-TV (Bob Domine, Rick Redmond, Gary Fogle)
725 S. Floyd, Louisville, KY 40203 ..... (502)561-4144

WHAS-TV (Garry Gupton, Dave Franklin, Kerry Kinsey)
P.O. Box 1100, Louisville, KY 40201 ..... (502)582-7256

WLKY-TV (Fred Cowgill, Rick VanHoose)
P.O. Box 6205, Louisville, KY 40206 ..... (502)893-7300

WDRB-TV (David Sullivan, Tom Lane, Bob Rainey)
624 W. Muhammad Ali Blvd., Louisville, KY 40203 ..... (502)584-6441

WPSD-TV (Larry McIntosh)
100 Television Lane, Paducah, KY 42003-5098 ..... (502)442-8214

TV-43 (Brian Yount)
P.O. Box 4300, Hopkinsville, KY 42241-4300 ..... (502)885-4300

WOWK-TV (Dave Maetzold)
555 Fifth Ave., Huntington, WV 25701-0013 ..... (304)525-7661

WSAZ-TV (Kenny Bass)
645 Fifth Ave., Huntington, WV 25701 ..... (304)697-4780

Kentucky Football Telephone Directory

ADMINISTRATION 257-8000
C.M. Newton, Athletics Director
Larry W. Ivy, Senior Associate AD
Kathy DeBoer, Associate AD
John Cropp, Assistant AD
Bernadette-Locke Mattox, Assistant AD
Barbara Isham, Executive Assistant
Sandy Morgan, Administrative Assistant

ACADEMICS (CATS) 257-1897
Bob Bradley, Assistant AD
Barbara Deniston, Student Development
Sheila Breeding, Skills Coordinator
Mike Haley, Academic Counselor
Darren Bilberry, Academic Counselor
Ann Sampson, Staff Assistant

BUSINESS OFFICE 257-8000
J. R. Hisle, Accounting Manager
Barbara Kiser, Accounting Clerk
Rita Griffith, Accounting Clerk
Carol Gibson, Accounting Clerk
Carol Ann Maupin, Accounting Clerk
Christine O'Brien, Insurance Coordinator
J.J. Jones, Accounting Clerk

COMPLIANCE 257-8604
Sandy Bell, Director of Compliance
John Butler, Compliance Coordinator

COMPUTER 257-2293
David Boyd, Computer Systems Manager

EQUIPMENT 257-6522
Tom Kalinowski, Equipment Manager

FOOTBALL OFFICE 257-3611
Bill Curry, Head Coach
Jack Fligg, Asst. AD/FB Operations
Janetta Owens, Administrative Assistant
Susan Renaker, Staff Assistant
Janis Aubrey, Staff Assistant
Sandee Woodworth, Staff Assistant

MARKETING, PROMOTIONS & FUNDRAISING 257-8000
Kyle Moats, Marketing Director
Alyssa Middleton, Assistant Director
Tamara Calton, Administrative Assistant

NUTTER FIELD HOUSE 257-7122
Russ Pear, Facilities Coordinator
Jason Bauman, Field House Manager
Mary Anderson-Rdzy, Staff Assistant

STRENGTH TRAINING 257-2672
Mike Florence, Strength Coach

ADMINISTRATIVE SERVICES 257-1757
Rodney Stiles, Director
Suzanne Gott, Staff Assistant

TICKET OFFICE 257-1818
Barbara Donnelly, Ticket Manager
Sheila Chapman, Assistant Manager
Lydia Wehrle, Staff Assistant
Melissa Fordham, Staff Assistant

TRAINING ROOM 257-6521
Al Green, Head Trainer
Sue Stanley, Associate Trainer
Misty Driscoll, Staff Assistant

VIDEO 257-5137
David Combs, Video Director
Darin Carr, Assistant Director

The Kentucky Wildcats on the Air

1994 Kentucky Football Network Radio Affiliates

Station	(Freq.)	City/Market
WCMI-AM	(1340)	Ashland
WCMI-FM	(92.7)	Ashland
WBRT-AM	(1320)	Bardstown
WOKH-FM	(96.7)	Bardstown
WCBL-AM	(1290)	Benton
WCBL-FM	(102.3)	Benton
WKCT-AM	(930)	Bowling Green
WDNS-FM	(98.3)	Bowling Green
WMMG-AM	(1140)	Brandenburg
WMMG-FM	(93.5)	Brandenburg
WKDZ-AM	(1110)	Cadiz
WKDZ-FM	(106.3)	Cadiz
WCKQ-FM	(104.1)	Campbellsville
WKYA-FM	(101.9)	Central City
WCKY-AM	(1530)	Cincinnati, OH
WCTT-AM	(680)	Corbin
WCTT-FM	(107.3)	Corbin
WCPM-AM	(1280)	Cumberland
WHIR-AM	(1230)	Danville
WMGE-FM	(107.1)	Danville
WNKR-FM	(106.5)	Dry Ridge
WASE-FM	(105.5)	Elizabethtown
WKXF-AM	(1600)	Eminence
WFKY-AM	(1490)	Frankfort
WFKN-AM	(1220)	Franklin
WGGC-FM	(95.1)	Glasgow
WUGO-FM	(102.3)	Grayson
WLGC-FM	(105.5)	Greenup
WXBC-FM	(104.3)	Hardinsburg
WHLN-AM	(1410)	Harlan
WHBN-AM	(1420)	Harrodsburg
WHBN-FM	(99.3)	Harrodsburg
WXJB-FM	(96.5)	Harrogate, TN
WLLS-AM	(1600)	Hartford
WLLS-FM	(106.3)	Hartford
WKCM-AM	(1160)	Hawesville
WKCM-FM	(106.3)	Hawesville
WSGS-FM	(101.1)	Hazard
WSON-AM	(860)	Henderson/ Evansville, IN
WKCB-AM	(1340)	Hindman
WKCB-FM	(107.1)	Hindman
WHOP-AM	(1230)	Hopkinsville
WHOP-FM	(98.7)	Hopkinsville
WJRS-FM	(104.9)	Jamestown
WLBN-AM	(1590)	Lebanon
WLSK-FM	(100.9)	Lebanon
WKHG-FM	(104.9)	Leitchfield
WVLK-AM	(590)	Lexington
WVLK-FM	(92.9)	Lexington
WFTG-AM	(1400)	London
WWEL-FM	(103.9)	London
WSAC-FM	(92.3)	Louisa
WHAS-AM	(840)	Louisville
WKJK-FM	(98.9)	Louisville
WKTG-FM	(93.9)	Madisonville
WWXL-AM	(1450)	Manchester
WWXL-FM	(103.1)	Manchester
WMJL-AM	(1500)	Marion
WMJL-FM	(102.7)	Marion
WNGO-AM	(1320)	Mayfield
WXID-FM	(94.7)	Mayfield

When talk arises about sports in the Commonwealth of Kentucky, chances are the talk surrounds the University of Kentucky Wildcats.

The University of Kentucky again will package one of the most comprehensive radio and television networks among NCAA Division I-A institutions. Both radio and television networks will blanket the Commonwealth and touch much of the nation.

Sports Communications, Inc., which owns the radio rights for UK football and basketball, expects to compile a network with more than 90 stations. WVLK-AM/FM of Lexington once again will serve as the flagship station for the UK Football Radio Network. A feature attraction of the network is station WHAS (840 AM) of Louisville, which has a 50,000-watt clear channel signal.

Kentucky also participates in the College Football Association national television package carried by ABC-TV and ESPN. The Wildcats' September 10 game at Florida already has been selected for telecast by ABC. UK had three games selected for television by ESPN in 1993.

The Southeastern Conference has its own television package that is produced and regionally syndicated by Jefferson-Pilot Sports. Each league school has at least one appearance on JP Sports each season.

The UK Television Network features full-game, tape-delay action of all Wildcats home football games which are not televised by a network affiliated with the CFA package (ABC, ESPN) or Jefferson-Pilot. The Network also is one of the nation's largest and serves approximately 15 markets in and around the Commonwealth. Sports Communications, Inc., administers the network with WKYT-TV of Lexington serving as the telecast producer.

For the 1994 football season, the UK broadcast team will consist of nine members, including Ralph Hacker, Charlie McAlexander, Jeff Van Note, Derrick Ramsey, Dick Gabriel, Rob Bromley, Dave Baker, Tom Leach, and Mike Dodson.

Hacker, who attended Eastern Kentucky University, begins his third season as radio play-by-play announcer this fall and his 23rd year overall on the UK Radio Network. He moved from expert analyst to play-by-play duties two years ago, filling the void left by his long-time broadcast partner, Cawood Ledford. Ledford stepped away from the microphone at the conclusion of the 1991-92 basketball season after 39 years of calling Wildcats football and basketball action.

Hacker, president and general manager of Lexington radio station WVLK-AM/FM, hosts the Bill Curry pregame and postgame radio shows on game days. And for the past three years, Hacker has worked as co-host with Rob Bromley on the Bill Curry and Rick Pitino Television Shows.

In addition to his experience on the UK Radio and Television Networks, Hacker has ventured into network television in recent years. He has described football and basketball games for Jefferson-Pilot, ESPN, the NCAA, and CBS.

McAlexander joined the UK broadcasts in 1992. Previously, McAlexander spent 13 seasons as play-by-play announcer at Vanderbilt University. He will call the play-by-play on the delayed television broadcasts.

McAlexander, a native of Holly Springs, Miss., and a 1969 graduate of Delta State University, is the first Southeastern Conference broadcaster in history to work for three different schools—Ole Miss, Vanderbilt, and Kentucky. He also holds the distinction of being the only SEC sportscaster to win "Sportscaster of the Year" honors in three different states — Mississippi (1975), Tennessee (1990-91), and Kentucky (1992).



RALPH HACKER



CHARLIE McALEXANDER



DAVE BAKER

The Kentucky Wildcats on the Air

In 1992, McAlexander was elected to the National Sportscasters and Sportswriters Board of Directors. Among the 18 board members are Bob Costas, Chris Schenkel, Bob Verdi, and George Vecsey.

Both the Kentucky radio and delayed television broadcasts will have new expert analysts in 1994. Former UK letterman Jeff Van Note (1966-68), who had an 18-year NFL career with the Atlanta Falcons, will handle the analysis on radio. Derrick Ramsey, a first-team All-SEC quarterback in 1977 as a Wildcat senior, provides opinions and commentary on the delayed television broadcasts. Ramsey enjoyed a 10-year NFL career with the Oakland/Los Angeles Raiders (1978-83), New England (1983-85), and Detroit (1987).

Bromley is set for his sixth season as a member of the UK broadcast team and his 15th year, overall, on the UK Television Network.

Bromley will be the sideline reporter on the delayed television broadcasts. He has been both the sideline reporter and in the announcer booth as analyst. Once again, Bromley will serve as producer and co-host of the Bill Curry and Rick Pitino Television Shows.

He has been a member of the WKYT-TV sports staff for 17 years, including the past 14 as sports anchor. Bromley is a graduate of Butler University in Indianapolis and worked as a sports anchor in Lima, Ohio, prior to joining the WKYT-TV staff in 1977.

Gabriel, a 1978 graduate of Kentucky, enters his sixth year as a member of the UK broadcast team. He returns for his third year as the sideline reporter for the UK Radio Network. In the past, he also has handled the sideline duties on the delayed TV broadcasts.

Gabriel, sports manager for WKYT-TV the past eight years, came to Lexington from Dallas, Tx., where he was executive producer of Host Communications Southwest Conference Football Radio Network.

As a student at UK, Gabriel was named the Outstanding Journalism Graduate in 1978. He called play-by-play for Wildcats football and basketball games on student radio station WBKY and served as sports editor for the Kentucky Kernel, UK's student newspaper. Following graduation, he served as sports director for WVLK-AM/FM radio in Lexington.

Baker, a native of Franklin, Ohio, begins his sixth year on the UK broadcast team. He will be involved with the programming of the one and one-half hour pregame radio show.

Baker has spent 12 years on the sports staff at WKYT-TV in Lexington. He began at WKYT-TV in 1982 following his graduation from Georgetown (Ky.) College. He was named WKYT's weekend anchor in 1984 and played an instrumental part in the founding of his station's "Sports Spectrum", a 20-minute comprehensive sports show on Saturday evenings. Sports Spectrum has been named the best sports program in Kentucky by the Associated Press on two occasions – 1988 and 1989.

Leach, a 1983 graduate of Kentucky, begins his sixth season as a member of the UK broadcast team. He anchors the halftime and postgame scoreboard shows on the UK Radio Network.

Leach currently serves as news/sports director for radio station WVLK-AM/FM in Lexington. He began as a news/sports reporter in WVLK. Leach, a native of Paris, Ky., is a three-time winner of the Associated Press Best Sports Program Award.

Dodson enters his third year as a member of the UK broadcast team. Dodson, director of broadcast operations of the UK Radio and Television Networks, is the technical engineer for all game-day Wildcats football and basketball broadcasts.



ROB BROMLEY



DICK GABRIEL



TOM LEACH

UK

Station	(Freq.)	City/Market
WFTM-AM	(1240)	Maysville
WFTM-FM	(95.9)	Maysville
WWAG-FM	(107.9)	McKee
WKYM-FM	(101.7)	Monticello
WMSK-AM	(1550)	Morganfield
WMSK-FM	(95.3)	Morganfield
WSJP-AM	(1130)	Murray
WOMI-AM	(1490)	Owensboro
WKCA-FM	(107.1)	Owingsville
WPAD-AM	(1560)	Paducah
WSIP-AM	(1490)	Paintsville
WSIP-FM	(98.9)	Paintsville
WPKE-AM	(1240)	Pikeville
WDHR-FM	(92.1)	Pikeville
WDXC-FM	(102.3)	Pound, VA
WDOC-AM	(1310)	Prestonsburg
WQHY-FM	(95.5)	Prestonsburg
WPKY-AM	(1580)	Princeton
WPKY-FM	(104.9)	Princeton
WHRZ-FM	(97.7)	Providence
WMCQ-FM	(101.7)	Richmond
WCND-AM	(940)	Shelbyville
WCKP-FM	(101.3)	Shelbyville
WSFC-AM	(1240)	Somerset
WSEK-FM	(97.1)	Somerset
WHAY-FM	(105.9)	Whitley City
WEZJ-AM	(1440)	Williamsburg
WEZJ-FM	(104.3)	Williamsburg

1994 KENTUCKY FOOTBALL TELEVISION AFFILIATES

Station	Market
WBKO-TV	Bowling Green
WKNK-TV	Bowling Green
WGRB-TV	Campbellsville
WSTR-TV	Cincinnati, OH
WTVW-TV	Evansville, IN
WYMT-TV	Hazard
TV-43	Hopkinsville
WSAZ-TV	Huntington, WV
WKYT-TV	Lexington
WAVE-TV	Louisville
WPSD-TV	Paducah
WNVT-TV	Washington, D.C.

Cable Systems

SportsChannel	Chicago
SportsChannel	Cincinnati
SportsChannel	Ohio
SportSouth	Southern U.S.

The Lexington Area



Lexington Statistical Profile

Area: 280 square miles
Climate: 55.1 degrees annual mean temperature
Parks: 76 neighborhood and community parks including five golf courses of 18 holes or more, totaling 3,000 acres.
Media: One daily newspaper; three commercial, two independent, and one public television station; cable television; over 10 radio stations.
Hotels: Over 5,000 rooms in 40-plus facilities.
Highways: located at intersection of I-75 and I-64, also served by U.S. highways 25,27,60,68,421, and Bluegrass Parkway.
Airport: Blue Grass Field served by Delta, ComAir, US Air, United Express, American Eagle, and TWA.
Railroads: Southern and CSX.

Distance Table (Lexington to...)

Frankfort, Ky	26 miles
Louisville, Ky.	71 miles
Cincinnati, Oh	82 miles
Huntington, W.V.	122 miles
Bowling Green, Ky	155 miles
Indianapolis, Ind.	167 miles
Owensboro, Ky.	170 miles
Knoxville, Tenn.	174 miles
Charleston, W.V.	176 miles
Columbus, Oh	191 miles
Evansville, Ind.	196 miles
Nashville, Tenn.	221 miles
St. Louis, Mo.	334 miles
Atlanta, Ga.	360 miles
Chicago, Ill.	363 miles

LEXINGTON HOTELS

Campbell House Inn (360 Rooms)
1375 Harrodsburg Road 606-255-4281

Comfort Inn (124 Rooms)
1381 Buena Vista Drive 606-299-0302

Continental Inn (325 Rooms)
801 New Circle Road 606-299-5281

Days Inn (165 Rooms)
826 New Circle Road 606-252-2262

Days Inn South (70 Rooms)
5575 Athens-Boonesboro Rd.606-263-3100

Econo Lodge (73 Rooms)
5527 Athens-Boonesboro Rd.606-263-5101

Econo Lodge (106 Rooms)
925 Newtown Pike 606-231-6300

Eldorado (56 Rooms)
3440 Versailles Road.....606-255-9451

French Quarter Suites (155 Rooms)
2601 Richmond Road.....606-268-0060

Greenleaf Inn (110 Rooms)
2280 Nicholasville Road 606-277-1191

Hampton Inn (125 Rooms)
2251 Elkhorn Road.....606-299-2613

Hilton Suites (174 Rooms)
3195 Nicholasville Road 606-271-4000

Holiday Inn North (305 Rooms)
1950 Newtown Pike 606-233-0512

Holiday Inn South (150 Rooms)
5532 Athens-Boonesboro Rd. 606-263-5241

Hyatt Regency (365 Rooms)
400 West Vine Street.....606-253-1234

Kentucky Inn (103 Rooms)
525 Waller Avenue.....606-254-1177

LaQuinta Inn (130 Rooms)
1919 Stanton Way 606-231-7551

Marriott Courtyard (146 Rooms)
100 Newtown Pike 606-253-4646

Marriott Griffin Gate (388 Rooms)
1800 Newtown Pike 606-231-5100

Radisson Plaza (368 Rooms)
369 West Vine Street.....606-231-9000

Ramada Hotel (178 Rooms)
1938 Stanton Way 606-259-1311

Red Roof Inns (118 Rooms)
2651 Wilhite Drive 606-277-9400

Shoney's Inn (101 Rooms)
2753 Richmond Road.....606-269-4999

Springs Inn (195 Rooms)
2020 Harrodsburg Road 606-277-5751

Travel Lodge (194 Rooms)
1987 North Broadway 606-299-1202

Wilson Inn (109 Rooms)
2400 Buena Vista Drive 606-293-6113

CAR RENTALS

Avis .....(606) 281-1681
1059 S Broadway

Budget .....(606) 254-5400
1127 Winchester Road

Dollar Rent A Car .....(606) 269-4177
2391 Woodhill Drive

Hertz .....(606) 254-3496
1800 Newtown Pike

AIRLINE SERVICES

American Airlines 1-800-433-7300

Comair Airlines.....1-800-354-9822

Delta Airlines.....606-252-4411

Trans World Airlines 1-800-221-2000

US Air 1-800-428-4322
606-255-8555

United Express 1-800-241-6522

TAXI SERVICES

United Transportation
708 West Third Street ..... (606) 231-8294



FS Melvin Johnson leads the Wildcats defense.

"My Old Kentucky Home"

LEXINGTON

This is a place where the past and present meet and mesh gracefully.

Where downtown skyscrapers overlook thousands of acres of lush pastures, home to Kentucky's most loved resource - the horse.

This is Lexington, home of the University of Kentucky.

Lexington is a beautiful city. John O. Simonds, a nationally-known landscape architect and the author of several books on land use, calls the Bluegrass area a "national treasure. The Bluegrass area is superlative countryside." Lexington is the heart of the Bluegrass, the metropolitan shopping, commercial and entertainment hub of eastern Kentucky.

Lexington has all the attractive qualities of a major metropolitan area, but it is small...and there is an overlay of what can be described as Blue Grass tradition to go along with such major companies as IBM, Lexmark, Ashland Oil (Valvoline), Long John Silvers, Toyota and many other nationally known firms that have major plants or headquarters in the area.

With a population of around 225,000, Lexington is small enough to provide the perfect college atmosphere for the University of Kentucky. But it is also large enough to offer the cultural opportunities usually reserved for larger cities.

The city offers UK students much in the way of entertainment: a Philharmonic Orchestra, Chamber Music Society, the Lexington Singers, a Council of the Arts, and a local Ballet Company. Movie theaters, international restaurants, coffee-houses, top-ranked acts of all types at fabulous Rupp Arena in the Lexington Center, historical landmarks, parks, thoroughbred and harness racing, fine fishing in lakes, ponds, and streams, and the internationally famous Kentucky Horse Park, all in easy distance of the UK campus, are just a few attractions of Lexington and the University of Kentucky.

A recent statewide poll indicated that the Lexington area is the most popular place to live, work and play in Kentucky.



KENTUCKY

"If these United States can be called a body... then Kentucky can be called its heart." —
Jesse Stuart

Though the above words were written by one of Kentucky's favorite sons, any one of the millions of visitors to the Bluegrass State each year might nod in agreement.

Kentucky embodies the very essence of America, from majestic mountains and forests to vast sparkling lakes, from rolling acres of farm and pastureland to the hustle and bustle of metropolitan centers. And around every turn in the road, Kentucky's colorful past, which helped shape our country's character, is preserved and maintained for all to enjoy. The result is a state so diverse in travel and recreational opportunities that one is hard pressed to name its equal.

If asked to describe Kentucky, the first word to come to mind would probably be horses. The Bluegrass region of central Kentucky is internationally recognized as the Horse Capital of the World. Lexington, in the heart of the Bluegrass, preserves the romantic tradition of the horse farms and is the hub of the multi-billion dollar horse industry.

Kentucky is also a land steeped in the rich history of our nation. Legendary pioneer Daniel Boone laid out Kentucky's second settlement at Fort Boonesborough, and nearby, a hundred years later, the Shaker religious sect prospered at picturesque Shaker Village of Pleasant Hill.

Abraham Lincoln was born in Hodgenville (the one-room cabin is part of a National Historic Site). The plantation home that inspired Stephen Foster to write "My Old Kentucky Home" still stands at a state park of the same name. And the region that 200 years ago gave birth to one of Kentucky's most famous exports — bourbon whiskey — is dotted with world-famous distilleries.

KENTUCKY FACTS: Kentucky is one of only four states in the nation designated as a commonwealth... The state capital is Frankfort...Kentucky has 40,395 square miles of land...Population of the state is 3,728,000...The three largest cities in the state are Louisville, Lexington and Owensboro...The state bird is the cardinal... The state song is "My Old Kentucky Home"... The state flower is the goldenrod...The state tree is the Kentucky Coffee tree...Kentucky has more miles of running water than any other state except Alaska...Kentucky has 44 state parks which annually draws 15.8 million visitors... Kentucky has the world's longest known cave system — Mammoth Cave — with over 300 miles of mapped passageways.







Kickoff forecast: Blue skies & White hot

Clockwise, from top left: Clyde Rudolph (27), Dude Harper (77), Dan Caruthers (57), Aaron Purdie (72), Howard Carter (53), and Dan Ariza (18).









Kentucky's Moe Williams (10), Robert Stinson (94), Corey Reeves (89) and David Snardon (48).

1994 Schedule

Date	Opponent	Site	Time
Sept. 3	LOUISVILLE	LEXINGTON	7:00
Sept. 10	at Florida (ABC)	Gainesville, Fla.	3:30
Sept. 17	INDIANA	LEXINGTON	7:00
Sept. 24	S. CAROLINA	LEXINGTON	7:00
Sept. 29	at Auburn (ESPN)	Auburn, Ala.	8:00
Oct. 8	Open		
Oct. 15	at LSU	Baton Rouge, La.	8:00
Oct. 22	GEORGIA	LEXINGTON	7:00
Oct. 29	MISS. ST. (HC)	LEXINGTON	7:00
Nov. 5	VANDERBILT	LEXINGTON	1:00
Nov. 12	N.E. LOUISIANA	LEXINGTON	1:00
Nov. 19	at Tennessee	Knoxville, Tenn.	TBA