KENTUCKY





1986-87
BASKETBALL FACTS BOOK



CENTRAL BAPTIST HOSPITAL

Where your needs are Central

1740 South Limestone Street
Lexington, KY 40503
278-3411

Patient Information
278-0473

1986-87 UNIVERSITY OF KENTUCKY BASKETBALL SCHEDULE

Date	Opponent	Site	Time*	TV
Nov. 18 (Tues.)	Yugoslavia (Exh)	LEXINGTON	7:35	UK-Delayed
Nov. 29 (Sat.)	Austin Peay	LEXINGTON	8:05	UK-LIVE
Dec. 2 (Tues.)	Texas Tech	LEXINGTON	8:05	UK-LIVE
Dec. 6 (Sat.)	Indiana	Bloomington	2:05	UK-LIVE
Dec. 13 (Sat.)	Lamar	LEXINGTON	8:05	UK-LIVE
Dec. 19 (Fri.)	UKIT-(Texas A&M vs. Boston U)	LEXINGTON	6:30	
	(Kentucky vs. Iona)		9:05	UK-LIVE
Dec. 20 (Sat.)	UKIT-Consolation Game	LEXINGTON	6:30	
	Championship Game		9:05	UK-LIVE
Dec. 27 (Sat.)	Louisville	Louisville	4:05	CBS
Dec. 30 (Tues.)	Georgia	Louisville	7:35	UK-Delayed
Jan. 3 (Sat.)	Auburn	Auburn	8:30	
Jan. 7 (Wed.)	Alabama	LEXINGTON	8:05	SEC
Jan. 10 (Sat.)	Tennessee	Knoxville	7:30	
Jan. 12 (Mon.)	Mississippi State	Starkville	8:30	
Jan. 14 (Wed.)	Florida	LEXINGTON	7:35	UK-Delayed
Jan. 18 (Sun.)	LSU	LEXINGTON	2:05	ABC
Jan. 21 (Wed.)	Vanderbilt	Nashville	8:05	SEC
Jan. 25 (Sun.)	Navy	LEXINGTON	2:05	ABC
Jan. 28 (Wed.)	Ole Miss	Oxford	8:30	
Jan. 31 (Sat.)	Mississippi State	LEXINGTON	1:05	SEC
Feb. 4 (Wed.)	Auburn	LEXINGTON	8:05	SEC
Feb. 7 (Sat.)	Alabama	Tuscaloosa	1:05	NBC
Feb. 11 (Wed.)	Tennessee	LEXINGTON	7:35	UK-Delayed
Feb. 14 (Sat.)	Florida	Gainesville	1:05	SEC
Feb. 18 (Wed.)	Vanderbilt	LEXINGTON	7:35	UK-Delayed
Feb. 21 (Sat.)	LSU	Baton Rouge	1:05	NBC
Feb. 25 (Wed.)	Georgia	Athens	8:05	SEC
Feb. 28 (Sat.)	Ole Miss	LEXINGTON	7:35	UK-Delayed
Mar. 1 (Sun.)	Oklahoma	LEXINGTON	Noon	CBS
Mar. 5-8 (Thurs.-Sun.)	SEC Tournament	Atlanta		

* - All Times p.m. Eastern Standard

TABLE OF CONTENTS

All - Americans 114
All - Time Results 133
Coaches' Records 95
Coaching Staff 12
Former Players 112
Hagan, Cliff 4
Honors 117
Japan Trip '86 88
Lettermen 121
Media Information 2
NCAA Information 97
Opponent Profiles 35
Outlook 10
Player Profiles 19
Polls (wire service) 104
Radio/TV Networks 158
Records 125
Review of 85-86 Season 61
Road Headquarters 54
Roster 32
Rupp Arena 82
Southeastern Conference 75
Statistical Leaders 129
Telephone Directory 151
Tournament Information 111
Tradition 92
UKIT Record 108
University of Kentucky 145
Wildcats in the Pros 118

CREDITS

Designed, researched, written and edited by Brad Davis with editorial assistance by Ron Juanso, Warren Havens and Joyce Baxter. Typesetting and layout by Studio II, Lexington, Ky. Color separations by Computer Color Corp., Lexington, Ky. Printing by Gateway Press, Louisville, Ky.

Photography by UK Photo Services (John Mitchell, Ken Goad, Bill Wells); Jim Bradley, sports photographer, Dallas, Texas; Ken Weaver; Bill Strauss; Tom Woods II; Jim Jennings; David Coyle; Chuck Perry; Brad Davis; and John Folz.



ON THE COVER: Wildcat head coach Eddie Sutton is carried off the floor after his team captured the championship of the Southeastern Conference Tournament at Rupp Arena. UK won its 36th SEC regular-season title, which was commemorated by the beautiful ring pictured. The University heads into the 1986-87 season with a new official University logo, which has been trademarked and copyrighted. (Cover photo by Ken Weaver.)

MEDIA INFORMATION



TO THE MEDIA:

It is often said that basketball is a year-round sport here in the Commonwealth. That's certainly true. But it doesn't diminish the excitement that spreads throughout Kentucky in the late fall and winter months as our second "religion" hits full stride.

As the 84th season of Kentucky basketball gets underway, the magic of last year's 32-4 record has Wildcat fans waiting to see what Coach Eddie Sutton's troops can do for an encore.

The Kentucky sports information staff is once again looking forward to working with our friends in the media during the 1986-87 season. This media guide was designed to assist you while covering the Wildcats and we welcome your comments and suggestions for improvements. Your contact at our office for Kentucky basketball will once again be Brad Davis.

Here's to a great 1986-87 basketball season — for the Kentucky Wildcats, and for you.

WORKING MEDIA CREDENTIALS

Credentials for UK home games are issued for working media only and should be requested as early as possible. Requests must be made in writing on company letterhead and are honored only from sports editors of daily newspapers and sports directors of radio and television stations. Requests from weekly newspapers and radio stations will be accepted only from those who will be attending games in a working capacity and will be filled on a space-available basis. All requests for media credentials should be made to: Brad Davis, Assistant SID, Memorial Coliseum, Avenue of Champions, Lexington, KY 40506-0019. Passes will be held at the media Will Call gate, located on the Patterson Street Entrance to Rupp Arena. Credentials are not available at the public Will Call window on the High Street Concourse Level. A limited number of parking passes are available and should be requested at the time of requesting credentials.

PHOTOGRAPHERS — The photo zones are appropriately marked on the Rupp Arena floor. Because of space demands, shooting on the press row sideline is permitted at Rupp Arena with the game officials determining the boundaries (because various officials have different "do's and don'ts" regarding photographers on the side).

MEDIA ROOM — The media room is located in the Rupp Arena dressing room area, behind the visitor's bench. Working facilities, with necessary outlets and a limited number of telephones, are available. A pre-game snack will be served. Drinks will be available at halftime and after the game.

MEDIA SERVICES — The University of Kentucky uses the sophisticated "Final III" computer statistics system, which was used during the last two NCAA Final Fours. Working media will be provided with the following:

- Game program and notes
- Shot Charts
- Complete play-by-play
- Halftime Stats
- Final Stats
- Coaches' and Players' Quotes

Electronic media (radio and TV) will be provided with a statistics monitor at their location for instant access to the stats during the game.



UK SPORTS INFORMATION STAFF

From left: Russell Rice (Director); Joyce Baxter (Staff Assistant); Rena Vicini (Assistant Director); Brad Davis (Assistant Director)

UNIVERSITY OF KENTUCKY SPORTS INFORMATION PHONE DIRECTORY

Office: (606) 257-3838

HOME NUMBERS:

Rice: (606) 223-5639
Davis: (606) 277-4005
Vicini: (606) 278-7773
Baxter: (606) 734-4736

MEDIA INFORMATION

RADIO BROADCASTS — Broadcasting rights to UK games are assigned exclusively to the UK Network. One reciprocal rights fee waiver is guaranteed opponent schools visiting Lexington.

TELEPHONES — A limited number of telephones are available in the Rupp Arena media room. Newspapers and radio stations desiring their own private lines, to be installed either on press row or in the media room, should contact General Telephone (606-223-9422).

KENTUCKY LOCKER ROOM POLICY — After the 10-minute cooling-off period, the UK locker room will be open to all members of the media for a **15-minute period.** After this time, the locker room wil be closed to the media so the players can shower.

WEEKLY MEDIA LUNCHEON — Coach Eddie Sutton will host a weekly news conference/luncheon at the Wildcat Lodge. The exact schedule will be available at the Sports Information Office.





PLAYER INTERVIEWS — We encourage you to interview our players. The best time to interview players is from 2:40 — 2:55 p.m. Please arrange lengthy, feature-type interviews through the sports information office. All telephone interviews must also be arranged through the sports information office, in compliance with NCAA regulations.

IMPORTANT PHONE NUMBERS

Sports Information:	(606) 257-3838
Basketball Office:	(606) 257-1916
(Best Time to Reach Coach Sutton: 11 a.m. — 1 p.m.)	
Rupp Arena Press Row:	(606) 252-3602
Brad Davis at Home:	(606) 277-4005
UK Ticket Office:	(606) 257-1818
Rupp Arena: (Management Offices)	(606) 233-4567

POST-GAME INTERVIEWS — An interview room is located adjacent to the media room. After the 10-minute cooling-off period, Coach Eddie Sutton and two Wildcat players will be brought to the interview room. The visiting coach will follow, if he is agreeable.

PRACTICES — Media representatives are welcome at Wildcat practice sessions. Since practices are held at both Rupp Arena and Memorial Coliseum, it is advisable to call the sports information office to determine the practice site for a particular day.





ATHLETICS DIRECTOR

CLIFF HAGAN

The new $700,000-plus Hilary J. Boone Indoor Tennis Center is in operation, the $5.5 million E.J. Nutter Football Training Center is under construction and a new $5 million-plus natatorium is in the works as Cliff Hagan begins his 11th year as University of Kentucky athletics director.

The first two projects were made possible by donations of $250,000 by Mr. Boone and $65,000 by the Humana Foundation for the tennis facility, and donations of one million dollars by Mr. Nutter and $250,000 by Central Kentucky horseman Seth Hancock and additional contributions by fans and alumni for the football facility, plus matching funds from the Athletics Department.



The swimming facility, financed by a grant from the Athletics Department will be named after former Wildcat athletics director Harry C. Lancaster, who died last year.

Projects completed in 1985 include:

• — A beautiful recruiting-entertaining lounge and two large storage rooms in the Football Offices complex at Commonwealth Stadium.

• — Replacement of 120 yards of artificial turf and the addition of 40 more yards of turf on one of the main practice fields at Shively Sports Center.

• — A new weight room and completely revamped training room in Memorial Coliseum.

• — New dressing facilities for women at Shively Sports Center.

• — New computerized program for the Ticket Office.

• — The installation of computers in the Sport Information Office, which scored a "first" by using up-to-the-minute computerized stats at the 1985 "Final Four." Computerized stats also were featured at UK home football games last fall.

On the "games" side, UK last spring hosted the SEC Basketball Tournament and the Women's NCAA Final Four basketball tournament.

PERSONAL DATA

Full Name: Clifford Oldham Hagan, born Dec. 8, 1931, at Owensboro, KY., son of Wilbur and Mable Ashley Hagan.
Wife: The former Martha Milton of Owensboro; married Sept. 4, 1954.
Children: Mrs. Barry "Lisa" Thaxton, Louisville Mrs. Jim "Laurie" Hill, Lexington; Mrs. Ron "Amy" Burdette, Decatur, AL, and Kip, a recent graduate Transylvania University, where he earned basketball and tennis letters.

EDUCATIONAL

High School: Graduated Owensboro High School, in middle of 1949-50 school year.
College: Graduated University of Kentucky (1954) with "High Distinction," compiling 2.7 out of possible 3.0 GPA (Phys. Ed.); twice selected among Top Ten students in College of Education; named "Outstanding Senior" in that college; member Sigma Nu Fraternity, Student Government, Baptist Student Union & Fellowship of Christian Athletes. M.S. in education from Washington University in 1958.
Service: Two years commissioned officer in U.S. Air Force.

ATHLETICS

High School: Led Owensboro to 1949 State Championship, scoring 41 points in final game, which years later was voted greatest individual performance in history of that tournament.
College: UK All-American on teams that won 86 of 91 games, including 1951 NCAA championship and undefeated season in 1954 (co-captain); set dozen SEC records, NCAA record for most rebounds (528) in season; UK record 51 points vs Temple.
Service: Led Andrews Air Force Base to two World Wide Air Force championships; All-Service honors both years.
Professional: Ten years with St. Louis Hawks, scoring 12,437 points in 672 games (18.5); five East-West All-Star games, NBA second All-League twice, All-Pro 1957-62 inclusive on teams that won six division, one world championship; set NBA record for most field goals scored (12) in single quarter.
Coaching: Player-coach of the Dallas Chapparals, finishing career with 14,908 points; Texas "Coach of the Year" in 1958.

HONORS

1965 — Herbert Hoover Boys Club organized in Owensboro and named Cliff Hagan Boys Club of America.
1978 — First UK player installed in the Naismith Memorial Basketball Hall of Fame.
1974 — Hall of Fame Magazine's All-America second team for 1951-73 period; Orlando (FL) Sentinal-Star's All-Time SEC first team; Inside Kentucky Sports Magazine's All-Time Player in Kentucky.
1975 — Kentucky Athletic Hall of Fame; UK Alumni Association Hall of Distinguished Alumni; UK Centennial "K" Medallion
1984 — Recipient of prestigious "Boys Club" Medallion.

ATHLETICS AT UK







UK FIELDS 19 TEAMS IN INTERCOLLEGIATE SPORTS

KENTUCKY'S FACILITIES AMONG NATION'S FINEST



INDOOR TENNIS CENTER



COMMONWEALTH STADIUM



RUPP ARENA



GROUNDBREAKING FOR $6 MILLION
E.J. NUTTER FOOTBALL TRAINING CENTER



HARRY C. LANCASTER AQUATIC CENTER
(UNDER CONSTRUCTION)










KENTUCKY
15

THE CHAMPIONSHIP SEASON












JENKINS



BASKETBALL . . . A WAY OF LIFE in the Bluegrass State









1986-87 Kentucky Outlook

While the loss of consensus All-America forward Kenny Walker leaves a considerable gap to fill, even Coach Eddie Sutton admits the cupboard is far from bare at the University of Kentucky.

In his first season as the Wildcat head coach last year, Sutton took a team picked to finish third in the Southeastern Conference and guided it to a 32-4 record, a Southeastern Conference championship, an SEC tournament title, a spot in the NCAA Tournament "Final Eight" and a third-place national ranking. For his efforts, Sutton was named national "Coach of the Year" by the Associated Press and the National Association of Basketball Coaches.

Sutton will be hard-pressed to match those accomplishments in 86-87. Gone are Kenny Walker, a national "Player of the Year" candidate who averaged 20.0 points and 7.7 rebounds a game; Roger Harden, a playmaking guard who set a UK record with 232 assists and averaged 6. 8 points a game; and the popular Leroy Byrd, a 5-5 guard whose aggressive antics excited Wildcat fans. The three represent a loss of 28.5 points and 10.4 rebounds per game.



Sutton will look to three returning starters for leadership in 86-87 — forward Winston Bennett and guards Ed Davender and James Blackmon.

Bennett earned All-SEC honors last season as the Wildcats' second-leading scorer (12.7) and rebounder (7.0). The 6-7 forward from Louisville, Ky., enters his senior season as the most consistent returnee from 85-86, having scored in double figures in 28 of UK's 36 games last year. Bennett is an excellent defensive player, usually drawing the assignment guarding the opponent's best front-line player.

Davender was the third-leading scorer for the Wildcats in 85-86, averaging 11.5 points a contest. The 6-2 junior guard from Brooklyn, N.Y., was the second-leading assist man for the Wildcats and Coach Eddie Sutton calls Davender "one of the best defensive players in the country." He led the Wildcats in steals last season with 59.





Quick Facts

Head Coach: Eddie Sutton (Oklahoma State, 1958)
Record at Kentucky: 32-4 (1 season)
Career Record: 374-129 (17 seasons)
Assistant Coaches: James Dickey (Central Arkansas, 1976)
Dwane Casey (Kentucky, 1979)
Doug Barnes (Oklahoma State, 1968)
Wayne Breeden (Kentucky, 1983)
1985-86 Record: 32-4
Conference Record and Finish: 17-1 (Champion)
1985-86 Post-Season Play: 3-1 (NCAA)
Starters Lost:
Kenny Walker (6-7, Forward, 20.0 ppg, 7.7 rpg)
Roger Harden (6-1, Guard, 6.8 ppg, 6.4 apg)
Starters Returning:
Winston Bennett (6-7 Senior Forward, 12.7 ppg, 7.0 rpg)
Ed Davender (6-2 Junior Guard, 11.5 ppg, 2.7 rpg)
James Blackmon (6-3 Senior Guard, 9.4 ppg, 4.0 rpg)
Other Top Returnees:
Richard Madison (6-7 Junior Forward, 4.8 ppg, 2.5 rpg)
Cedric Jenkins (6-9 Junior Forward/Center, 3.3 ppg, 2.3 rpg)
Robert Lock (6-10 Junior Center, 2.9 ppg, 1.8 rpg)
Top Newcomers:
Rex Chapman (6-4, 175, Freshman Guard, 25.6 ppg, 8.3 rpg)
Derrick Miller (6-6, 170, Freshman Guard/Forward, 26.5 ppg, 11.1 rpg)

OUTLOOK

Blackmon enjoyed by far his best season as a Wildcat in 85-86, averaging 9.4 points and 4.0 rebounds as contest. The 6-3 senior from Marion, Ind., played the "third-guard" spot in Sutton's unique three-guard lineup last season. Blackmon dramatically improved his shooting touch form 41.2 percent in 84-85 to 48.8 percent last year. He was the third-leading assist man with 77 and was second in steals with 49.

Other returnees include front-line players Cedric Jenkins (6-9, Jr., 3.3 ppg, 2.3 rpg), Richard Madison (6-7, Jr., 4.8 ppg, 2.5 rpg), Rob Lock (6-11, Jr., 2.9 ppg, 1.8 rpg), Todd Ziegler (6-7, Jr., 2.0 ppg, 1.1 rpg), and Irving Thomas (6-7, So., 1.3 ppg, 0.9 rpg)

Jenkins developed into a solid contributor late in the season and was a key to Kentucky's late-season tournament success. The Dawson, Ga., native gave the Wildcats some much-needed help at the center position during the SEC and NCAA Tournaments. Madison, considered by Sutton, "the purest athlete on the squad," suffered from inconsistent play during 85-86, but certainly has the ability to earn all-star credentials.

The only returning guard in addition to Blackmon and Davender is 6-3 senior Paul Andrews, who averaged 1.7 points a game last season.

Sutton welcomes an excellent crop of recruits to the UK campus this fall, including guard Rex Chapman and swingman Derrick Miller.

Chapman earned "Mr. Basketball" honors in Kentucky last season, averaging 25.6 points and 8.3 rebounds a game for Owensboro Apollo High School. The 6-4, 175-pound Chapman was a consensus Prep All-American last year and was regarded by some observers as the best guard prospect in the nation.

Miller, a 6-6, 170 pound guard/forward, averaged 26.5 points, 11.1 rebounds and 4.1 assists a game for Bible Baptist School in Savannah, Ga., last season, earning first-team All-State honors.

Kentucky enters the 86-87 season as the winningest team in college basketball. Through the years, the Wildcats have won 1,408 games while losing only 440. That's a winning percentage of 76.2. Kentucky has not suffered a losing season in 58 years, the longest such streak in the country.

During it illustrious history, Kentucky has captured five NCAA titles, two NIT titles and 36 Southeastern Conference crowns.









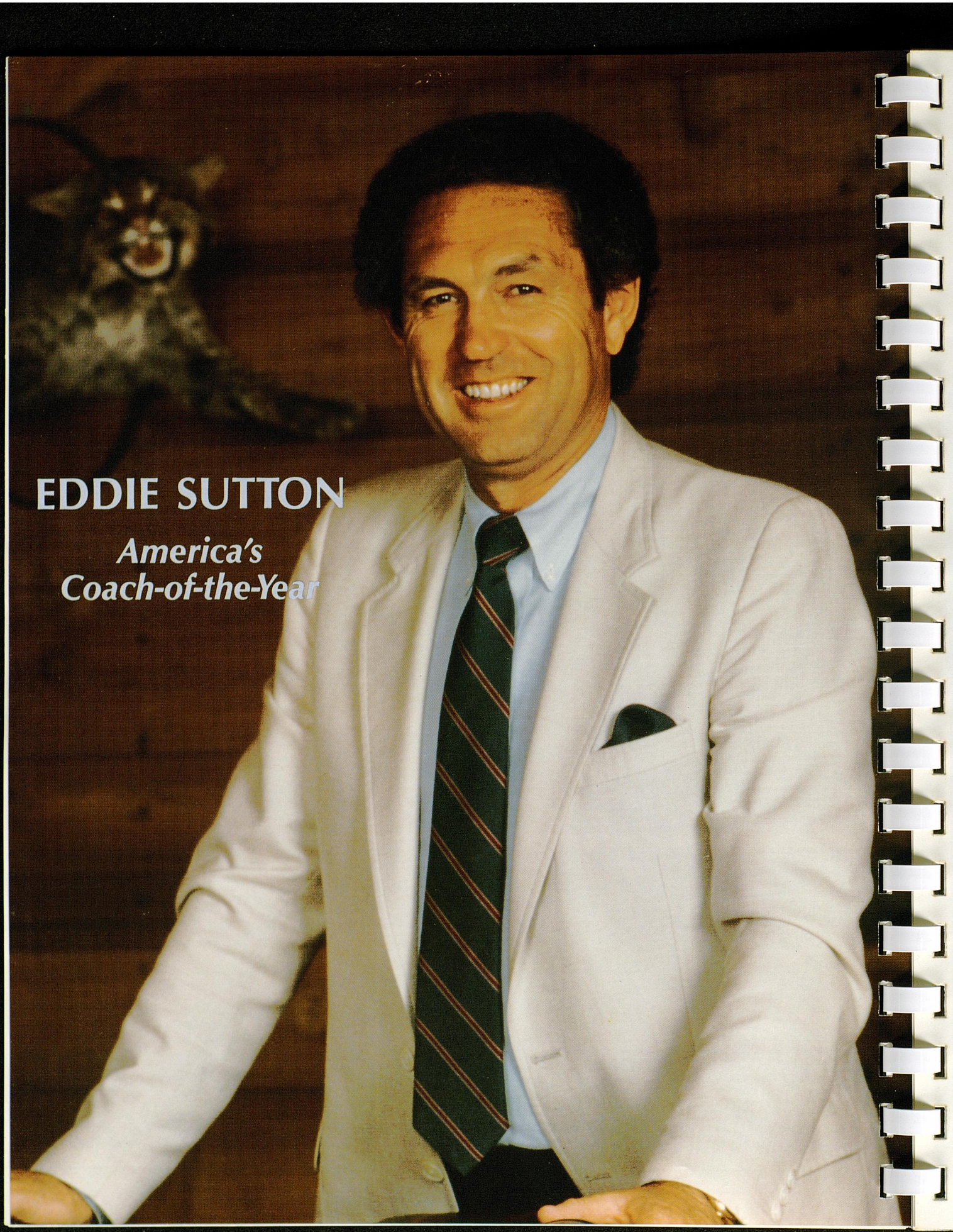
EDDIE SUTTON
America's
Coach-of-the-Year

WILDCAT STAFF

Eddie Sutton faces a formidable task in 1986-87 — coming up with an encore to last season. In his first year as the head coach of the Wildcats, all Sutton did was:

• — lead UK to a 32-4 record and a spot among the Final Eight in the NCAA Tournament. The 1985-86 Wildcat squad became only the sixth team in UK history to win 30-or-more games.

• — lead the Wildcats to a 17-1 Southeastern Conference record, giving Kentucky its 36th league title. Before the season, UK was picked to finish third in the SEC. Instead, the Cats dominated the league, winning the title by a four-game margin.

• — lead the Cats to the Southeastern Conference Tournament title, giving UK the distinction of being the only school that has won two SEC Tournament crowns since the renewal of the event in 1979.

• — earn National "Coach of the Year" honors from the Associated Press and the National Association of Basketball Coaches.

• — earn Southeastern Conference "Coach of the Year" honors from AP and UPI.

In compiling such a record, Sutton became by far the most successful first-year coach in NCAA history. Not that that should be such a surprise, since any list of the nation's top five coaches in recent years has always included the UK mentor.

When Sutton was named Kentucky's head coach April 2, 1985, becoming only the third coach in 55 years at UK, little did he or Kentucky's fans realize the immediate impact the Bucklin, Kansas, native would have on the Wildcat program.

Sutton inherited a team that compiled an 18-13 worksheet in 1984-85 and promptly went to work. What the 1958 Oklahoma State graduate did was nothing short of amazing.

EDDIE SUTTON'S COACHING RECORD

Year	School	Record	Pct.
1970	Creighton	15-10	.600
1971	Creighton	14-11	.560
1972	Creighton	15-11	.577
1973	Creighton	15-12	.556
1974	Creighton	23- 6	.793
1975	Arkansas	17- 9	.654
1976	Arkansas	19- 9	.679
1977	Arkansas	26- 2	.929
1978	Arkansas	32- 4	.889
1979	Arkansas	25- 5	.833
1980	Arkansas	21- 8	.724
1981	Arkansas	24- 8	.750
1982	Arkansas	23- 6	.793
1983	Arkansas	26- 4	.867
1984	Arkansas	25- 7	.781
1985	Arkansas	22-13	.629
1986	Kentucky	32- 4	.889
	TOTALS		
1970-74	Creighton (5 yrs.)	82-50	.621
1975-85	Arkansas (11 yrs.)	260-75	.776
1986	Kentucky (1 year)	32- 4	.889
1970-86	**17 years**	**374-129**	**.744**

He molded a group without a dominating big man into one of the powerhouses in the country. The squad with three guards utilized its speed, quickness and smothering man-to-man defense to become a team that captured the imagination of Kentucky fans like no other team since the famous "Rupp's Runts" in 1965-66.

By season's end, the Wildcats were ranked third in most national polls and received the number one seed in the Southeast Regional. UK won three games (over Davidson, Western Kentucky and Alabama) before losing to LSU in the championship game of the regional in Atlanta. That championship game marked the 23rd time last season Kentucky faced an SEC opponent. Of those 23 games, UK won 21.

Kentucky's domination of the SEC was even more impressive when considering that four SEC teams advanced to the NCAA Final 16, with three (UK, Auburn and LSU) advancing to the Final Eight. The league was represented in the Final Four (LSU) for the fourth time in the last six years.



Eddie and Patsy Sutton with sons (l. to r.) Sean, Scott and Steve.

In guiding the Wildcats to an NCAA Tournament berth, Sutton now holds a record that only North Carolina's Dean Smith can match — he has guided a team to college basketball's showcase for 10 straight years now. His overall NCAA Tournament record now stands at 15-11.

During the last 10 seasons, Sutton is the second-winningest coach in the nation, behind only Carolina's Smith.

Sutton's reputation as a "miracle-worker" didn't begin in Lexington. Prior to becoming Kentucky's head man, Sutton spent 11 years at Arkansas, where he took the Razorbacks from the basement of the Southwest Conference to a perennial national power.

After taking the Arkansas job in 1974, Sutton immediately worked wonders, guiding his first two teams to 17-9 and 19-9 records. Sutton got the Razorbacks in the NCAA tournament in 1977 and they stayed there the rest of his tenure in Fayetteville.

Sutton also holds a distinction of being one of only 25 active college coaches who have both played and coached in the NCAA Tournament. As a senior at Oklahoma State in

WILDCAT STAFF

1958, Sutton scored 20 points and pulled down 11 rebounds in three games in helping OSU reach the finals of the Midwest Regional. He scored eights points in Oklahoma State's 65-40 NCAA Tournament win over the team he would eventually coach, Arkansas.

While winning nearly 78 percent of the time, Sutton's Razorback teams averaged nearly 24 victories a season and won five Southwest Conference titles.

His overall (77.6) and Southwest Conference (79.7) winning percentages are league records that may never be approached. His overall record at Arkansas was 260-75. He earned national "Coach of the Year" honors twice while at Arkansas (1977 and 1978) and was named the SWC "Coach of the Year" four times.

Sutton created a monster in the Ozarks. His teams were nearly impossible to defeat at Barnhill Arena, Arkansas' on-campus home. Under Sutton's direction, the Hogs were 121-8 at Barnhill, a stunning percentage of .932.

His first UK team last year continued that tradition, as the Wildcats were undefeated in 18 games at Lexington's Rupp Arena.

Sutton learned his trade as a player, then graduate assistant coach for the legendary Henry Iba at Oklahoma State. He graduated



from OSU (then Oklahoma A&M) in 1958 and received his master's degree from the school in 1959.

His first full-time coaching job came at Tulsa (Okla.) Central High School, where he built a 119-51 record in six years from 1961-62 through 1966-67. In 1967, he took over at Southern Idaho Junior College, a school that had never fielded a basketball team before. In three short years, Sutton compiled a remarkable 83-14 record.

His first major college test came in 1970, when he accepted the head coaching job at Creighton University. By 1974, Sutton had built a powerhouse — a team with a 23-6 record and ranked 14th in the polls. He spent five years at Creighton, compiling an 82-50 record and establishing himself as one of the finest young coaches in the game, before moving on to Arkansas for the 1974-75 season.

In 26 years of coaching high school, junior college and



college teams, Sutton has a record of 576-194. His major college record now stands at 374-129.

Another tribute to Sutton's success is the number of head coaches he has turned out. Gene Keady (Purdue), Pat Foster (Houston), Bill Brown (California State-Sacremento), Tom Apke (Appalachian State) and Leonard Hamilton (Oklahoma State) are head coaches who were one-time Sutton assistants.

Off the court, Eddie Sutton has always emphasized discipline and academics. Nearly 90 percent of the players who have completed four years under Sutton have earned degrees. He develops close relationships with his players, evidenced by the fact that players frequently stop by his office to chat. His open-door policy makes him accessible to those around him and hardly a day goes by that a former player doesn't call to talk with Sutton.



On the court, Sutton's success has been built on what he calls the "three D's — dedication, discipline and defense." The Wildcats' practice jersies and pants have those three words stitched on them, providing the players with a constant reminder of Sutton's way to success.

Sutton also has an enviable record of turning out professional players. In his 11 years at Arkansas, Sutton produced seven players who are still active in the NBA, Sidney Moncrief, Ron Brewer, Alvin Robertson, Darrell Walker, Tony Brown, Scott Hastings and Joe Kleine have all enjoyed succesful pro careers. Kentucky's Kenny Walker and Roger Harden joined that list last spring.

A nationally-known clinician and speaker, Sutton is also very active in various professional organizations. He has been a member of the NCAA Basketball Rules Committee and currently serves as First Vice-President of the National Association of Basketball Coaches (NABC). He will become President of the NABC at the Final Four in New Orleans next March. Sutton also serves on the Board of Directors of the Naismith Basketball Hall of Fame in Springfield, Mass.



Sutton is active in various charity organizations and makes numerous appearances for charitable causes.

The 50-year-old Sutton and his wife Patsy have three sons — Steve, a 21-year-old senior at UK; Sean, a 18-year-old senior at Lexington Henry Clay High School; and Scott, a 16-year-old sophomore at Henry Clay.

WINNINGEST ACTIVE DIVISION I MEN'S COACHES BY PERCENTAGE

Coach, Institution	Yrs.	Won	Lost	Pct.
Jerry Tarkanian, Nev.- Las Vegas	18	436	98	.816
Dean Smith, North Carolina	25	579	171	.772
Denny Crum, Louisville	15	370	114	.764
Larry Brown, Kansas	5	120	38	.759
Jim Boeheim, Syracuse	10	230	77	.749
Lou Carnesecca, St. John's	18	402	136	.747
Eddie Sutton, Kentucky	**17**	**374**	**129**	**.744**
John Thompson, Georgetown	14	321	115	.736
Pat Foster, Houston	6	134	49	.732
Bobby Knight, Indiana	21	438	165	.726
Nolan Richardson, Arkansas	6	131	53	.712
Gale Gatlett, West Virginia	14	292	124	.702
Charles Driesell, Maryland	26	524	224	.701
Jim Boyle, St. Joseph's (Pa.)	5	105	45	.700
Digger Phelps, Notre Dame	16	326	141	.698
Don Corbett, North Carolina A&T	15	293	128	.696
Butch van Breda Kolff, Lafayette	20	358	158	.694
Don Haskins	25	468	208	.692
Dick Berg, Hofstra	18	362	162	.691
Paul Evans, Pittsburgh	13	245	110	.690

WILDCAT STAFF

JAMES DICKEY
Assistant Coach

Considered one of the top young assistants in the country, James Dickey has assisted Eddie Sutton for five years now — four at Arkansas and one at Kentucky. Razorback and Wildcat teams have compiled a remarkable 128-34 record and all have advanced to the NCAA Tournament under Dickey and Sutton's instruction.

Dickey joined the Wildcat staff in April, 1985, shortly after Sutton was named as the UK head coach. Considered an excellent on-court instructor and bench strategist, Dickey has also forged a reputation as an outstanding recruiter.

In his first season at Kentucky, the Wildcats were one of the Cinderella teams in the country, defying the odds-makers to compile a 32-4 record and advance to the Final Eight of the NCAA Tournament. The 1985-86 Cats captured the school's 36th Southeastern Conference championship with a 17-1 league record and also won the SEC Tournament title. Kentucky finished the season ranked third nationally in most polls.

Dickey joined Sutton's Arkansas staff in 1981-82 and spent two years as a part-time assistant before being elevated to full-time status for the remaining two years in Fayetteville. Arkansas compiled a 96-30 record and won a Southwest Conference championship while Dickey was an assistant. The Razorbacks competed in the NCAA tournament each of his four years there.

Dickey attended Valley Springs High School in Valley Spring, Ark. He played basketball for three years and as a senior earned All-State honors. Dickey then went to the University of Central Arkansas in Conway, Ark., where he was a four-year letterman and a three-year starter.

After graduating from Central Arkansas in 1976, Dickey spent one year as an assistant coach at Harding College in Searcy, Ark., while working on his Master's Degree. He then spent two years as head basketball coach at Harding Academy in Searcy and in 1978 was named district "Coach of the Year" after his team won its conference championship.



James and Bettye Dickey

After his stint at Harding Academy, Dickey returned to Central Arkansas as an assistant coach and spent two years there before moving to Arkansas in 1981.

The 32-year-old Dickey is married to the former Bettye Fiscus of Wynne, Ark.



Dwane Casey

DWANE CASEY
Assistant Coach

Former University of Kentucky basketball player Dwane Casey joined the Wildcat staff April 18, 1986 after serving five seasons as an assistant coach at Western Kentucky University.

Casey, a native of Morganfield, Ky., and a 1979 graduate of UK, fills the vacancy on the UK staff left by Leonard Hamilton, who became head coach at Oklahoma State last March.

Casey will join head coach Eddie Sutton and assistant coach James Dickey in working with all phases of coaching, including recruiting, practice and game preparation.

During his career at Kentucky, Casey was known primarily as a playmaker and an outstanding defensive player. As a Wildcat guard, he played on the 1976 NIT championship team and the 1978 NCAA championship squad. Casey served as a co-captain of the 1979 Wildcat team.

Following his graduation in 1979, Casey served as a graduate assistant under Coach Joe B. Hall at UK for one season before joining Clem Haskins' staff at Western in 1980. After two seasons there, Casey left coaching for one season to join the sales staff at WKYT-TV in Lexington. However, he discovered his heart was in coaching, so he returned to Western for the 1983-84 season and continued there through the 85-86 campaign.

While at Western, Casey gained valuable foreign experience, spending six summers conducting coaching clinics in Japan for the Japan Amateur Basketball Association.

The 29-year-old Casey is single.

WILDCAT STAFF

DOUG BARNES
Assistant Coach

Doug Barnes enters his second season on the Wildcat staff, having joined the ranks at UK in August, 1985. His primary responsibilities are in the areas of practice and game preparation and scouting opponents.

Barnes came to UK after nine years as head coach at the University of Arkansas at Monticello, an NAIA school. Barnes became UAM's seventh head coach in 1976 and guided the Mean Green to a deceptive 105-142 overall record during his tenure, while bringing respectability to a program that had long been the doormat of the Arkansas Intercollegiate Conference. Prior to Barnes' arrival, UAM had not enjoyed a winning season since 1963. After his arrival, UAM made five appearances in the NAIA District 17 playoffs and posted the best and third-best single-season records in school history, winning 21 games in 1981-82 and 18 games in 1979-80.

A native of Duncan, Okla., Barnes was a three-sport standout in high school, earning honors in basketball, football and track. He then went to Oklahoma State, where he was a starting guard for the OSU freshman team in 1965 and played one year at the varsity level under the legendary Coach Henry Iba. He received a B.S. degree in banking and finance in 1968 and spent the next two years as a marketing representative for Exxon Corporation in Dallas, Tex.

Barnes served as a graduate assistant under John Rose at Arkansas State from 1971-74, and received a masters in Business Administration there in 1974. He was an assistant coach and manager of Tucker Coliseum at Arkansas Tech University in 1975-76, before being named head coach at UAM in 1976.



Doug Barnes



Wayne Breeden

WAYNE BREEDEN
Assistant Coach

Wayne Breeden enters his fourth season on the Wildcat coaching staff. A 1983 graduate of the University of Kentucky, Breeden's goal has long been directed toward the athletics field and coaching in particular.

Having been a basketball and baseball player at Bullitt Central High School, the Mt. Washington, Ky. native came to UK as a manager for former coach Joe B. Hall. After earning the bachelor's degree in Physical Education and Health in 1983, Breeden joined Hall's staff as a graduate assistant. He earned his master's degree in Sports Psychology in 1985 and when Eddie Sutton arrived in Lexington in 1985, he asked Breeden to remain on the Wildcat staff.

While at Kentucky, Breeden has been heavily involved with the Amateur Basketball Association of the United States of America (ABAUSA), having served on the basketball staff of the last three National Sports Festivals in Indianapolis (1982), Colorado Springs (1983) and Baton Rouge (1985). His biggest boost came in 1984, when he was invited to serve on the staff of the 1984 Olympic Basketball Trials as well as the Los Angeles Olympics. This last summer, Breeden served on the basketball staff of the Olympic Festival in Houston.

In addition, Breeden conducted a series of coaching clinics in Ecuador, South America in 1984.

Breeden's primary responsibilities with the UK program include game and practice preparation, coordinating scouting films and on-campus recruiting. He also coordinates the Cats' pre-season conditioning program.

The 25-year-old Breeden is single.

Ashland Oil gives you the home court advantage.



You know what an edge the Wildcats have when they play basketball within the friendly confines of Rupp Arena.

You can enjoy similar advantages from Ashland Oil. Stop by our SuperAmerica® stores. They provide quality gasoline and merchandise when you want it, and at very competitive prices. Or patronize Ashland brand service stations, which provide excellent full service.

Or try Valvoline's special motor oils for special cars—including All-Climate®, HPO®, Racing®, Turbo® V and its newest FourGard™, for hardworking four-cylinder engines.

You will be dealing with a "Fortune 500" company that is also a good neighbor residing in Kentucky.

There are no "unknown factors" to worry about, such as a strange environment or unfriendly people. You're familiar with our products and our sincere desire to serve you well.

This means you have the assurance of quality expected by our customers throughout the nation and the world. It also means you enjoy the convenience and comfort of trading with a nearby friend.

Ashland is your home court advantage.

SA SUPERAMERICA®

Ashland®

VALVOLINE®

Ashland Oil, Inc.

14 PAUL ANDREWS

6-3 195
Senior Guard
London, Kentucky

- Averaged 1.7 points and .7 rebounds a game in 1985-86.
- Played in 24 of Kentucky's 36 games last season, averaging 6.9 minutes a game.
- Had two six-point performances last season (vs. VMI in Louisville and at Alabama). Against VMI, he was 3-of-6 in 16 minutes of play. Against Alabama, he was 3-of-4 in 12 minutes of play. His long-range shots against the Crimson Tide were crucial in UK's two-point victory.
- An excellent long-range shooter. Coach Eddie Sutton has used him on occassion as a "zone buster."
- Played in 18 games as a freshman and 20 as a sophomore. Career-high eight points came in sophomore year against SMU.
- Has a good attitude about playing basketball and is very coachable.



HIGH SCHOOL

Earned a niche in Kentucky High School basketball history as a junior at Laurel County High, when he hit a spectacular half-court shot to enable the Cardinals to defeat North Hardin in the championship game of the 1982 Kentucky High School State Tournament, 53-51 . . . Played forward in high school before being moved to guard at Kentucky. . . Averaged 21.3 points and hit 52.1 percent from the floor as a senior at Laurel County . . . Earned numerous awards during prep career, including honorable mention All-State (sophomore), second-team All-State (junior) and first-team All-State (senior) . . . Was second to present teammate Winston Bennett for "Mr. Basketball" honors. . . Participated in the Kentucky-Indiana All-Star game following senior season and scored 15 points . . . Coached by Charles Broughton . . .Laurel County compiled an 86-12 record during Paul's three years there. . . Was senior class vice- president.

PERSONAL

Full Name: Paul Richard Andrews. . . Birthday is March 21, 1965. . . Right-handed. . . Majoring in business, with hopes of getting into the banking business. . . Parents are Richard and Roberta Andrews. . . Enjoys fishing as a hobby. . . Says most memorable moment in sports was hitting the 40-foot shot to win the state tournament. . . His primary inspiration in sports has been his father, "because he made me keep fighting when I wanted to give up.". . . A big fan of Julius Erving and Isiah Thomas while a follower of the Philadelphia 76ers. . . Also an avid baseball fan. . . Wears size 12 shoe.

CAREER HIGHS

	Stat	Date	Opponent
Points	8	12/ 4/84	SMU (H)
Field Goals:			
Attempted	6	12/30/85	VMI (Lou.)
Made	4	12/ 4/85	SMU (H)
Free Throws:			
Attempted	2	12/20/85	East Carolina (H)
Made	2	12/20/85	East Carolina (H)
Rebounds	4	11/27/85	Hawaii (A)
Assists	3	2/15/86	Mississippi State (H)
Turnovers	3	3/14/86	Davidson (NCAA)
Blocked Shots	0		
Steals	2	3/14/86	Davidson (NCAA)

14 PAUL ANDREWS — Career Stats

Year	G-GS	Minutes	Field Goals	Free Throws	Rebounds	A	Points	High
Fr. (83-84)	18- 0	74-3.9	9-18/50.0	2- 4/50.0	10/0.6	5	20-1.1	4
So. (84-85)	20- 4	182-9.1	20-43/46.5	1- 2/50.0	8/0.4	17	41-2.1	8
Jr. (85-86)	24- 0	166-6.9	17-40/42.5	6-6/100.0	17/0.7	14	40-1.7	6
Totals	62- 4	422-6.8	46-101/45.5	9-12/75.0	35/0.6	36	101-1.6	8

Professional excellence
Innovative approaches

Peat, Marwick, Mitchell & Co.

Accounting and Auditing
Tax Services
Management Consulting
Private Business Advisory Services

444 South Fifth Street
Louisville, Kentucky 40202
502-587-0535



TARGET YOUR FINANCES

Centralize Your Banking

Central Bank
Central Bank & Trust Co.

MEMBER F.D.I.C.
Equal Housing Lender

25 WINSTON BENNETT

6-7 215
Senior Forward
Louisville, Kentucky



- Named All-Southeastern Conference last season by SEC Coaches.
- Named second-team All-SEC by both AP and UPI.
- Second-leading scorer (12.7) and rebounder (7.0) on team.
- Scored a career-high 26 points against Tennessee at Rupp Arena last season. Also scored 22 against the Vols in Knoxville.
- One of Kentucky's most consistent performers last season, scoring in double figures in 28 of UK's 36 games.
- Coach Eddie Sutton credits Bennett for a lot of Kentucky's success last season. "With Winston playing well, it made it harder for teams to stop Kenny and consequently stop us," says Sutton.
- Is a good shooter, connecting on 50.6 percent of his shots from the floor.
- An excellent defensive player, Winston usually draws the assignment of guarding the opponents' top front-line player. As a result, he led the Wildcats in fouls with 123. He picked up 46 steals.
- Has started in 63 straight games for the Wildcats.
- Third-leading scorer (7.2 ppg) and rebounder (5.3 rpg) in 1984-85. Was co-captain of team as a sophomore.
- As a freshman, he played in all 34 UK games and was a key contributor to Kentucky's drive to the Final Four. Averaged 6.5 points and 3.8 rebounds in 83-84. Was named to several SEC All-Freshman teams following that year.
- Was a member of the USA Select Team that won the Jones Cup International Tournament in Taipei, Taiwan the summer following his freshman year (83-84). In that competition, Bennett averaged 11.4 points and 3.6 rebounds, hit 54.9 percent from the field and 78.1 percent from the line and was named to the all-tournament team.
- Is a leader by example and will be a vital key to Kentucky's success in 86-87.

HIGH SCHOOL

Was Kentucky's "Mr. Basketball" in 1982-83, following a brilliant career at Louisville's Male High School. . . Named to nearly every prep All-America team following his senior year. . .Averaged 25.4 points and 11.9 rebounds as a senior. . . Started four years, averaging 15.6 points and 11.9 rebounds as a freshman. , 19.6 points as a sophomore and 20.7 as a junior. . . Made All-State three years, becoming one of a select few to do so. . . Scored 2,161 points during H.S. career, just 26 points shy of Darrell Griffith's school record. . .First player in more than a decade from Louisville to sign with Kentucky. . .MVP in the McDonald's Classic and Capitol Classic national All-Star games. . .Scored 34 points and grabbed 16 rebounds in the two games of the Kentucky-Indiana All-Star series. . .High School coach: Maurice Payne.

PERSONAL

A very quiet, conscientious young man who excels in the classroom as well as on the court. . .Earned Academic All-SEC Honors last season. . .Full name: Winston George Bennett III. . .Parents: Winston and Shirley Bennett. . .Birthdate: Feb. 9, 1965. . .Right-handed. . .Business Administration Major at UK. . .Hobbies include listening to music, reading and fishing. . .Also enjoys break dancing. . .Most Memorable Moment in Sports: Going to the Final Four in 1984. . .Primary Inspiration in Athletics: "Terry Cummings, because of his belief in God."

CAREER HIGHS

	Stat	Date	Opponent
Points	26	1/25/86	Tennessee (H)
Field Goals:			
Attempted	18	2/ 2/86	North Carolina St. (A)
Made	10	2/15/86	Mississippi St. (H)
Free Throws:			
Attempted	16	1/25/86	Tennessee (H)
Made	14	1/25/86	Tennessee (H)
Rebounds	14	1/04/86	Vanderbilt (A)
Assists	4	2/22/86	Georgia (A)
Turnovers	7	1/29/86	LSU (A)
Blocked Shots	2	3/07/86	LSU (H)
Steals	7	1/16/85	Mississippi St. (H)

25 WINSTON BENNETT — Career Stats

Year	G-GS	Minutes	Field Goals	Free Throws	Rebounds	A	Points	High
Fr. (83-84)	34- 0	682-18.9	67-156/42.9	88-126/69.8	129-3.8	23	222-6.5	17
So. (84-85)	30-27	851-28.4	82-191/42.9	52- 77/67.5	160-5.3	24	216-7.2	14
Jr. (85-86)	36-36	1129-31.4	171-338/50.6	115-158/72.8	252-7.0	54	457-12.7	26
Totals	100-63	2662-26.6	320-685/46.7	255-361/70.6	541-5.4	101	895- 9.0	26

Energy Insurance Agency, Inc.

BEST OF LUCK IN '87

From all the folks at
ENERGY INSURANCE AGENCY, INC.
205 East Reynolds Road
Lexington, Kentucky 40503

(606) 273-1549

ELSIE BARRON
BRYANT BROWN
LEA ANN COLEMAN
NANCY DEARINGER
WILLIAM E. HAYES
WILLIAM R. JURY
MARK T. KELDER
CHARLES LANGFORD
TOMMY LAFFERTY
REGINA C. LAFFERTY
THOMAS D. MOSGROVE
KATY ROWLAND
MAURICE SPALDING
PAM STAMPER
AL SNYDER
GINGER SNYDER
RUTH SNYDER
TERRY TUTTLE

KENTUCKY FINANCE

- **LOANS and HOME EQUITY LOANS**
- **CONSUMER FINANCING**
- **BILL CONSOLIDATION**

Now In Our 41st Year...

A national financial service company, with Home Offices In Lexington, and more offices serving Kentuckians than any other loan company in the Commonwealth.

10 JAMES BLACKMON

6-3 170
Senior Guard
Marion, Indiana

- Enjoyed his finest season as a Wildcat in 85-86, averaging 9.4 points and 4.0 rebounds a game. He was the fourth-leading scorer and third-leading rebounder on the team.
- Has dramatically improved his shooting, from 41.2 percent in 1984-85 to 48.8 percent last year.
- Was the third-leading assist man on the team with 77. Was second in steals with 49.
- Committed only 43 turnovers in 992 minutes of play last season.
- Started all 36 games for the Wildcats last season.
- Scored career-high 22 points twice last season — against Vanderbilt at Rupp Arena and at Alabama.
- Scored in double figures in 17 of Kentucky's 36 games last season.
- As a sophomore, Blackmon played in 29 of UK's 31 games, starting in 18 games and averaging 5.4 points a game.
- As a freshman, James played in all 34 games, starting twice. Averaged 3.8 points. His last-second shot against Illinois in regular season in 1983-84 enabled the Wildcats to defeat the Illini in Champaign.
- Earned a gold medal in the FIBA Junior World Championships in 1983, along with former teammate Kenny Walker.
- Was also a standout at the 1983 National Sports Festival.
- Has tremendous quickness, excellent jumping ability and a good outside shot.



HIGH SCHOOL

Made nearly every prep All-America team after a brilliant career at Marion High School, which is a powerhouse in Indiana schoolboy basketball . . . Scored 52 points in his final high school game in the state semifinals . . . Averaged 32.6 points as a senior and was Marion's all-time leading scorer. . . Runner-up to Indiana's Steve Alford for "Mr. Basketball" honors in the Hoosier state following senior campaign. . . Made All-State twice and was one of very few players to ever play four years of varsity at Marion. . . Played in the McDonald's Classic and Capitol Classic prep All-Star games, sharing the MVP award with teammate Winston Bennett in the McDonald's game. . . High School Coach: Bill Green. . . When he scored 63 points in a basketball game as a sixth-grader, Blackmon was featured in Sports Illustrated's "Faces in the Crowd."

PERSONAL

A quiet, modest young man. . . Full name: James Kennedy Blackmon. . . Parents: Bennie and Delores Blackmon. . . Although he was raised in Marion, James was born in Grena, Mississippi . . . Birthdate: August 7, 1964. . . Right handed. . . Enjoys playing golf and baseball in addition to basketball. . . College major is social work, but hopes for a business career after basketball . . . Likes the three-point goal, saying "I can hit from there". . . Wears a size 13 shoe.



CAREER HIGHS

	Stat	Date	Opponent
Points	22	2/13/86	Alabama (A)
Field Goals:			
Attempted	16	2/13/86	Alabama (A)
Made	11	2/13/86	Alabama (A)
Free Throws:			
Attempted	8	12/21/85	Pepperdine (H)
Made	6	1/ 5/85	North Carolina St. (H)
Rebounds	11	3/14/86	Davidson (NCAA)
Assists	6	2/15/86	Mississippi State (H)
Turnovers	5	2/ 6/84	Mississippi St. (A)
Blocked Shots	2	3/16/86	Western Ky. (NCAA)
Steals	6	12/ 3/85	Cincinnati (H)

10 JAMES BLACKMON — Career Stats

Year	G-GS	Minutes	Field Goals	Free Throws	Rebounds	A	Points	High
Fr. (83-84)	34- 2	520-15.3	52-114/45.6	24-49/49.0	42-1.2	64	128-3.8	15
So. (84-85)	29-18	645-22.2	68-165/41.2	20-35/57.1	40-1.4	63	156-5.4	17
Jr. (85-86)	36-36	992-27.6	148-303/48.8	41-71/57.7	143-4.0	77	337-9.4	17
Totals	99-56	2147-21.7	268-582/46.0	85-155/54.8	225-2.3	204	621-6.3	22

3 REX CHAPMAN

6-5 170
Freshman Guard
Owensboro, Kentucky

HIGH SCHOOL

Earned "Mr. Basketball" honors in Kentucky last season, averaging 25.6 points and 8.3 rebounds a game. . . Consensus prep All-American last year and regarded by some observers as the best guard prospect in the country. . .Three-time All-State selection. . .Set Apollo High School scoring record with 2,286 career points. . .As a senior, Rex shot 49.2 percent from the floor, 83.3 percent from the line and dished out 136 assists. . .Scored 10 points, grabbed 2 rebounds and had 4 assists to help lead the East team to a 104-101 victory over the West in the 1986 McDonald's Classic. . .In the 86 Derby Festival Classic, Chapman scored 15 points, pulled down 3 rebounds and dished out 7 assists to help his South squad defeat the North. . .Participated in the 1986 U.S. Olympic Festival Games in Houston last summer. . . As a junior at Apollo, Chapman averaged 27.2 points, 10 rebounds and 5 assists a game in leading the Eagles to the State Tournament. . .A great leaper, as evidenced by winning the slam dunk contest at the Las Vegas Invitational following his junior season. . . Named Associated Press "Athlete of the Year" in the state of Kentucky last spring. . .High school coach: John Whitmer.

PERSONAL

Full name: Rex Everett Chapman. . .Birthdate: October 5, 1967. . .Born in Bowling Green, Ky. . . . Parents: Wayne and Laura Chapman. . .Father, Wayne, is a UK graduate who played basketball for the Wildcats for one year. He went on to play pro ball in the old ABA and is now head coach at Kentucky Wesleyan College in Owensboro. . . Rex is right-handed. . .Enrolled in the College of Business at UK with plans to go into business after an anticipated pro basketball career in the NBA. . .Enjoys golf, swimming, dancing and music. . .Says most memorable moment in sports was winning the regional title to advance to the state tournament during his junior year. . . Says his primary inspiration in athletics has been his father because he admires him, "as a person, player and coach."





15 ED DAVENDER

6-3 165
Junior Guard
Brooklyn, New York

- Was the third-leading scorer on the team with an 11.5 average. Averaged 2.7 rebounds a contest.
- Started all games but one last season, the only exception being senior night, when Leroy Byrd started in his place.
- Was second-leading assist man behind Roger Harden with 121 assists. That's an average of 3.4 per game.
- Has led the team in steals for two straight years, with 59 last season and 33 as a freshman.
- Scored in double figures in 24 of Kentucky's 36 games last season.
- Season-high was a 22-point performance against Indiana at Rupp Arena.
- Was second on the team in minutes-played with 31.7 a game.
- As a freshman, Ed was the second-leading scorer on the team, averaging 8.5 points a game. Played in all 31 games as a freshman, starting in 12.



HIGH SCHOOL

As a senior at Boys and Girls High School in Brooklyn, Davender averaged 29 points and was named to nearly every prep All-America team. . . Played first three years of high school ball at Alexander Hamilton High School, where he averaged 11 points as a freshman, 22 points as a sophomore and 31 points as a junior. . . His high school teams went 27-2, 21-3, 24-2 and 19-6, respectively, during his career. . . Chosen All-NYC as both a junior and a senior. . . High game as a high school player was 52 points. . . Played on two city championship teams. . . Played in New York City All-Star game as a junior. . . Participated in McDonald's Classic after senior season and scored 16 points in that game. . . Broke Alexander Hamilton scoring records formerly held by LSU standout Jerry Reynolds. . . High School Coach: Paul Brown.

PERSONAL

Full Name: Edward Earl Davender. . . Birthdate: May 26, 1966. . . Right-handed. . .Is a journalism major at UK, with hopes of becoming a journalist after basketball. . .Parents: Juanita and Eugene Cox. . . His mother and stepfather now live in Wilson, N.C. . . . Hobbies include fishing, listening to music and playing pool. . . Greatest thrill in sports was playing in the NCAA Tournament the last two seasons. . .Says his mother and former high school coach, Ray Haskins, have been his primary inspiration in athletics. . . Wears a size 10 1/2 shoe.

CAREER HIGHS

	Stat	Date	Opponent
Points	27	12/21/84	East Tennessee State (H)
Field Goals:			
Attempted	15	12/21/84	East Tennessee State (H)
Made	9	12/21/84	East Tennessee State (H)
Free Throws:			
Attempted	11	1/23/86	Georgia (H)
Made	9	12/21/84	East Tennessee State (H)
Rebounds	7	2/ 2/86	North Carolina St. (A)
Assists	8	1/11/86	Alabama (H)
Turnovers	6	1/23/86	Georgia (NCAA)
Blocked Shots	2	2/27/86	Tennessee (A)
Steals	5	11/26/85	Chaminade (A)

15 ED DAVENDER — Career Stats

Year	G-GS	Minutes	Field Goals	Free Throws	Rebounds	A	Points	High
Fr. (84-85)	31-12	725-23.4	93-226/41.2	78-106/73.6	45-1.5	83	264- 8.5	27
So. (85-86)	36-35	1142-31.7	155-354/43.8	104-131/79.4	98-2.7	121	414-11.5	22
Totals	67-47	1867-27.9	248-580/42.8	182-237/76.8	143-2.1	204	678-10.1	27

55 CEDRIC JENKINS

6-9 205
Junior Forward/Center
Dawson, Georgia



- Enjoyed outstanding game in final game of SEC Tournament, scoring career-high 13 points against Alabama. Also pulled down 7 rebounds vs. the Tide.
- Played in all 36 of Kentucky's games last season.
- Averaged 3.3 points and 2.3 rebounds a game.
- Averaged 11.8 minutes of playing time per game.
- Played some of the best basketball of his career late in the season, as he matured into a solid front-line player.
- As a freshman, saw action in 20 games, averaging 4.4 minutes, 0.7 points and 1.7 rebounds a game.
- UK coaching staff was very impressed with Jenkins during the team's trip to Japan last summer.

HIGH SCHOOL

Georgia Class AA "Player of the Year" in 1983-84 after leading Terrell County High School to a 28-0 record and a state championship his senior season. . .Averaged 25 points, 16 rebounds and five blocked shots a game as a senior and was named to several prep All-America teams. . . As a junior, he led his team to a 24-6 record and a second place finish in the state. . . Voted the Good Citizen Award by the faculty at Terrell County H.S.. . . High school career-high was 38 points in one game. . . High School coach: Robert Aaron. . . Participated in the McDonald's Classic All-Star game after his senior year. . . Besides basketball, Cedric was also active in his school's Beta and Drama clubs. . . Named to Prep Academic All-America squad.

PERSONAL

Full Name: Cedric Cortrell Jenkins. . . Birthdate: May 25, 1966. . . Right-handed. . .A business major at UK. . .Parents: Allie L. and S. A. Jenkins. . . Says one goal at Kentucky is to earn Academic All-American honors. . . Hobbies include swimming, table tennis and playing the arcade games. . . Most memorable moment in sports was winning the state championship at Terrell County. . . Says Julius Erving has been his primary inspiration in sports. . . Favorite food is shrimp. . .Wears size 14 1/2 shoe.

CAREER HIGHS

	Stat	Date	Opponent
Points	13	3/ 8/86	Alabama (SEC)
Field Goals:			
Attempted	10	11/26/85	Chaminade (A)
Made	5	3/ 8/86	Alabama (SEC)
Free Throws:			
Attempted	4	3/16/86	Western Ky. (NCAA)
Made	3	3/16/86	Western Ky. (NCAA)
Rebounds	7	3/ 8/86	Alabama (SEC)
Assists	2	1/31/86	Auburn (H)
Turnovers	2	11/26/85	Chaminade (A)
Blocked Shots	2	11/27/84	Toledo (H)
Steals	1	3/22/86	LSU (NCAA)

55 CEDRIC JENKINS — Career Stats

Year	G-GS	Minutes	Field Goals	Free Throws	Rebounds	A	Points	High
Fr. (84-85)	20- 0	87 - 4.4	5- 14/35.7	4- 7/57.1	28-1.4	0	14-0.7	3
So. (85-86)	36- 0	424 - 11.8	44- 90/48.9	29-42/69.0	82-2.3	7	117-3.3	13
Totals	55- 0	511-9.3	49-104/47.1	33-49/67.3	110-2.0	7	131-2.4	13

44 ROB LOCK

6-11 230
Junior Center
Reedley, California

- Saw action in 28 of Kentucky's 36 games last season, averaging 7.5 minutes a game.
- Averaged 2.9 points and 1.8 rebounds a contest.
- Was third on the team in blocked shots with 12.
- Connected on 54.5 percent of his shots from the floor.
- Scored a career-high 12 points against Pepperdine in the championship game of the UKIT, connecting on 4-of-5 from the floor and 4-of-5 from the line.
- Had some fine games late in the season, including 9 points vs. Mississippi State at Rupp Arena; 8 points and 5 rebounds against Florida at Rupp; and 8 points and 3 rebounds against LSU.
- Played in 27 games as a freshman in 84-85, starting in four games during the early season. As a freshman, averaged 1.1 points and 2.0 rebounds.
- Made great strides during Japan trip last summer, gaining confidence in his shot and in rebounding.
- A big, strong player who learns easily.



HIGH SCHOOL

Started four years for Reedley High School. . . Averaged 21.7 points and 13.4 rebounds as a senior and was named to most prep All-America teams. . . The Pirates compiled a 22-4 record his senior year. . . A four-year letterman in basketball, earning All-America, All-State, All-League and All-Region honors during his career. . . Also competed in track and cross country in high school. . . Hit 58 percent from the floor as a senior. . .Played in Derby Classic and Thoroughbred Classic all-star games after senior season. . . Was on the 7-UP Junior Select Team that toured Europe. . . High School Coach: Jim Blied. . .Scored 42 points and pulled down 27 rebounds against Placing-Edison H.S. during junior year. . . Scored 39 points and grabbed 25 rebounds against Tulare Union H.S. during senior year. . .Active in Key Club and French Club in H.S.

PERSONAL

Full name: Robert Alan Lock. . . Birthdate: May 22, 1966. . .Parents: Bob and Sandra Lock. . . Right-handed. . . Hobby is airplanes. Rob builds model planes and is also working on getting his pilot's license. . . Majoring in business at UK, with an eye toward a sales position after basketball. . . Says most memorable moment in sports was being voted prep All-America. . . Says his father has been his primary inspriation in sports because, "of his patience and understanding while developing my basketball skills.". . . Favorite foods include roast beef, crab, shrimp and raisin bagels. . . Admires athletes Magic Johnson and Wayne Gretzky. . . Los Angeles Lakers are favorite NBA team. . .Wears size 16 shoe.



CAREER HIGHS

	Stat	Date	Opponent
Points	12	12/21/85	Pepperdine (H)
Field Goals:			
Attempted	8	12/14/85	Kansas (A)
Made	4	12/21/85	Pepperdine (H)
Free Throws:			
Attempted	6	12/20/85	East Carolina (H)
Made	4	12/21/85	Pepperdine (H)
Rebounds	6	1/27/85	Tennessee (A)
Assists	1	2/15/86	Mississippi State (H)
Turnovers	4	12/30/85	VMI (Lou.)
Blocked Shots	2	3/ 7/86	LSU (H)
Steals	2	11/26/85	Chaminade (A)

44 ROB LOCK — Career Stats

Year	G-GS	Minutes	Field Goals	Free Throws	Rebounds	A	Points	High
Fr. (84-85)	27- 4	196-7.3	12-41/29.3	7-17/41.2	54-2.0	5	31-1.1	8
So. (85-86)	28- 0	209-7.5	30-55/54.5	22-46/47.8	50-1.8	3	82-2.9	12
Totals	55- 4	405-7.4	42-96/43.8	29-63/46.0	104-1.9	8	113-2.1	12

42 RICHARD MADISON

6-7 232
Junior Forward
Memphis, Tennessee



- Played in all but three of Kentucky's 36 games last season.
- Averaged 4.8 points and 2.5 rebounds a game.
- Excites the fans with his patented "rainbow" jump shots. Connected on those jumpers 57.4 percent of the time last year.
- Averaged 14.7 minutes of playing time per game.
- Had four double-figure scoring performances last season. Season-high was two 13-points outings (against Tennessee at Rupp and at Ole Miss). Also pulled down 7 rebounds in that Tennessee game.
- Called by Coach Eddie Sutton, "the best pure athlete on the squad," Richard was plagued by inconsistency last season. Has the ability to explode any night.
- As a freshman, Madison saw action in 24 games, averaging 5.1 points and 3.0 rebounds a contest. Hit 81.6 percent from the free throw line as a freshman.
- Scored a career-high 16 points against Indiana in Bloomington his freshman year.
- Missed six games during freshman season after suffering a knee injury at Auburn, Feb. 2, 1985. Had arthroscopic surgery on his left knee at the Hughston Clinic in Columbus, Ga., Feb. 15.

HIGH SCHOOL

As a senior at Memphis Northside High School, Madison played football, basketball and baseball. . . Averaged 20 points and 10 rebounds as a senior and was named prep "Player of the Year" in Tennessee . . . Made nearly every prep All-America team. . . As a pitcher in high school, Madison's fastball was clocked at more than 90 mph. . . Led Northside to a 29-5 record and the city championship his senior year. . . High School coach: Marion Brewer. . . Won the slam dunk contest at the Los Angeles McDonald's All-Star game.

PERSONAL

Full name: Richard Madison. . . Birthdate: January 16, 1965. . . Mother, Joan James, now lives in Mobile, Ala. Richard grew up in Mobile but has lived with his aunt and uncle, Edith and Herb Madison, the last few years. . . Right-handed. . . Is a communications major at UK. . . Enjoys dancing and singing. . . Says most memorable moment in sports was playing in the NCAA Tournament the last two years. . . Says Julius Erving has been his primary inspiration in athletics. . .Favorite foods are seafood and chicken. . . Wears a size 14 1/2 shoe.

CAREER HIGHS

	Stat	Date	Opponent
Points	16	12/ 8/84	Indiana (A)
Field Goals:			
Attempted	12	2/ 2/85	Auburn (A)
Made	7	2/ 2/85	Auburn (A)
Free Throws:			
Attempted	7	1/25/86	Tennessee (H)
Made	6	1/31/85	LSU (H)
Rebounds	8	12/24/84	Cincinnati (H)
Assists	4	11/27/85	Hawaii (A)
Turnovers	4	1/15/86	Mississippi St. (A)
Blocked Shots	2	2/ 8/86	Ole Miss (A)
Steals	1	3/20/86	Alabama (NCAA)

42 RICHARD MADISON — Career Stats

Year	G-GS	Minutes	Field Goals	Free Throws	Rebounds	A	Points	High
Fr. (84-85)	23-0	402-16.8	46-118/39.0	31-38/81.6	72-3.0	14	123-5.1	16
So. (85-86)	33-0	486-14.7	62-108/57.4	35-52/67.3	81-2.5	23	159-4.8	13
Totals	56-0	888-15.9	108-226/47.8	66-90/73.3	153-2.7	37	282-5.0	16

4 DERRICK MILLER

6-6 160
Freshman Forward/Guard
Savannah, Georgia

HIGH SCHOOL

Averaged 26.5 points, 11.1 rebounds and 4.1 assists in leading Baptist Bible School to state championship last season. . .Baptist compiled a sparkling 93-4 record during Miller's career there, including the private school national championship in 1985. . .First-team All-State last season. . . Class A "Player of the Year" in Georgia. . . Named 3rd team All-America by Parade Magazine. . . Basketball Weekly All-American. . .Converse All-American. . . Scored 10 points and grabbed 3 rebounds to help lead the East All-Stars to a 98-95 victory in the 1986 Dapper Dan Classic. . .Scored 15 points, pulled down 6 rebounds and dished out 3 assists to help the South to a 120-102 win in the 1986 Derby Classic. . . High school career highs: 45 points, 32 rebounds, 10 assists. . . High school coach: Earl Garland.

PERSONAL

Full name: Derrick George Miller. . . Birthdate: April 18, 1968. . . Right-handed. . .Lives with his grandparents, William and Nancy Baldwin in Savannah, Ga. . . . Says most memorable moment in sports was winning the Association of Christian Schools National Championship in 1985. He scored 20 points, grabbed 10 rebounds and had 9 assists in the title game. . . Says his primary inspiration in sports has been his grandmother.





30 IRVING THOMAS

6-7 210
Sophomore Forward
Miami, Florida

- Scored a career-high 7 points against Ole Miss in first game of SEC tournament last year.
- Saw action in 19 of Kentucky's 36 games last season.
- Averaged 4.3 minutes a contest.
- Averaged 1.3 points and 0.9 rebounds a game.
- Wildcat coaches feel as soon as Thomas develops confidence he will be an outstanding contributor for the Wildcats.
- Coaching staff is impressed with effort Thomas has displayed during trip to Japan and during summer months.



HIGH SCHOOL

As a senior at Miami's Carol City High School, Thomas averaged 18.6 points, 14.5 rebounds and 5.3 blocked shots a game in guiding the Chiefs to the 4A state championships. . . Carol City racked up an impressive 38-1 record his senior year. . . Chiefs were 18-11 and 27-7 during his sophomore and junior years. . . His best scoring performance was a 40-point outing in an AAU tournament the summer after his senior year. . . Shot 64 percent from the floor and 73 percent from the line. . .Named to nearly every prep All-America team. . . Scored 15 points and grabbed 10 rebounds in 1985 McDonald's Classic All-Star game. . . Scored 6 points and snared 6 rebounds in Dapper Dan Classic. . . Was a member of the Carol City H.S. Student Council, Junior Class Council, Future Business Leaders of America and played in the band. . . Dade County "Player of the Year" following senior season.

PERSONAL

Full name: Irving Thomas. . .Birthdate: January 2, 1966. . .Born in Brooklyn, N.Y. . . Right-handed. . . Mom is Gloria Thomas. . . Goes by nickname of "Irv". . . Enrolled in the College of Arts and Sciences at UK. . . Likes to listen to the radio, go bike riding, fish and swim. . . Says most memorable moment in sports was winning the state 4A championship. . . Favorite foods are steamed lobster and fried shrimp. . .Wears a size 15 shoe.

CAREER HIGHS

	Stat	Date	Opponent
Points	7	3/ 6/86	Ole Miss (SEC)
Field Goals:			
Attempted	3	3/ 6/86	Ole Miss (SEC)
Made	2	3/ 6/86	Ole Miss (SEC)
Free Throws:			
Attempted	6	3/ 6/86	Ole Miss (SEC)
Made	3	3/ 6/86	Ole Miss (SEC)
Rebounds	3	3/ 6/86	Ole Miss (SEC)
Assists	2	11/26/85	Chaminade (A)
Turnovers	3	12/21/85	Pepperdine (H)
Blocked Shots	2	3/ 6/86	Ole Miss (SEC)
Steals	1	12/20/85	East Carolina (H)

30 IRVING THOMAS — Career Stats

Year	G-GS	Minutes	Field Goals	Free Throws	Rebounds	A	Points	High
Fr. (85-86)	19- 0	82-4.3	8-16/50.0	8-14/57.1	18-0.9	5	24-1.3	7

32 TODD ZIEGLER

6-7 210
Junior Forward
Louisville, Kentucky

- Saw action in 17 of Kentucky's 37 games last season, averaging 4.1 minutes an outing.
- Averaged 2.0 points and 1.1 rebounds a game.
- Is a good shooter, connecting on 58.3% of his shots from the floor.
- Enjoyed a career-high 8 points on 4-of-8 shooting against VMI last season playing before his hometown fans in Louisville's Freedom Hall. Had two six-point outings against Cincinnati and Pepperdine in December.
- Saw action in 10 games as a freshman.
- Has been plagued by a nagging knee injury during his career at UK.

HIGH SCHOOL

His senior season at Jeffersontown High School was hampered by knee injury and a mid-season coaching change. . . In spite of injuries, he averaged 13.4 points and 10 rebounds a game. . . Averaged 20 points and 10 rebounds as a junior. . . Played in the Thoroughbred Classic and Derby Classic All-Star games after senior year. . . High school coach: Tom Braden. . . Earned All- District, All-Region and All-State honors. . . Also participated in baseball and track while in high school. . . Was involved in German and Beta Clubs, as well as National Honor Society. . . Played in the Kentucky-Indiana All-Star series during the summer after his senior year.

PERSONAL

Full name: Todd Eugene Ziegler. . . Birthdate: October 16, 1965. . . Parents: Mr. and Mrs. Kenneth E. Ziegler. . . Left-handed. . . Enjoys water skiing and golf. . . Says most memorable moment in sports was winning the Kentucky-Indiana series, in which he scored 16 points and pulled down 8 rebounds in the first game. . . Says his primary inspiration in sports is John McEnroe, because, "of his desire to win". . .Is a business administration major at UK, with hopes of being a businessman after basketball. . .Favorite food is barbeque chicken. . . Is an avid fan of all types of music. . .Wears a size 13 shoe.



CAREER HIGHS

	Stat	Date	Opponent
Points	8	12/30/85	VMI (Lou.)
Field Goals:			
Attempted	8	12/30/85	VMI (Lou.)
Made	4	12/30/85	VMI (Lou.)
Free Throws:			
Attempted	3	12/21/85	Pepperdine (H)
Made	3	12/ 3/85	Cincinnati (H)
Rebounds	3	12/ 3/85	Cincinnati (H)
Assists	1	3/ 6/86	Ole Miss (SEC)
Turnovers	2	1/11/86	Alabama (H)
Blocked Shots	1	11/27/85	Hawaii (A)
Steals	1	3/ 6/86	Ole Miss (SEC)

32 TODD ZIEGLER — Career Stats

Year	G-GS	Minutes	Field Goals	Free Throws	Rebounds	A	Points	High
Fr. (84-85)	10- 0	14-1.4	1- 4/25.0	0- 4/00.0	4- 0.4	0	2-0.2	2
So. (85-86)	17- 0	70-4.1	14-24/58.3	6-10/60.0	19- 1.1	5	34-2.0	8
Totals	27- 0	84-3.1	15-28/53.6	6-14/42.9	23- 0.9	5	36-1.3	8

THE WILDCATS



1986-87 KENTUCKY WILDCATS

Front Row (l to r): Head Coach Eddie Sutton, Assistant Coach James Dickey, Derrick Miller (4), Rex Chapman (3), James Blackmon (10), Winston Bennett (25), Paul Andrews (14), Ed Davender (15), Assistant Coach Dwane Casey, Assistant Coach Doug Barnes and Assistant Coach Wayne Breeden.

Second Row (l to r): Robert Gayheart (mgr.), Tim Jackson (mgr.), Arch Jones (mgr.), Bill Keightley (equipment mgr.), Irving Thomas (30), Richard Madison (42), Rob Lock (44), Cedric Jenkins (55), Todd Ziegler (32), Walt McCombs (trainer), Joe Mack Treas (mgr.), John Syers (mgr.), and Jeff Kidder (mgr.).

1986-87 UNIVERSITY OF KENTUCKY BASKETBALL ROSTER

No.	Name	Pos.	Ht.	Wt.	Class	Age	Exp.	Hometown (High School)
14	Paul Andrews	G	6-3	195	Sr.	21	3L	London, Ky. (Laurel Co.)
25	Winston Bennett	F	6-7	215	Sr.	22	3L	Louisville, Ky. (Male)
10	James Blackmon	G	6-3	170	Sr.	22	3L	Marion, Ind. (Marion)
3	Rex Chapman	G	6-5	170	Fr.	19	—	Owensboro, KY. (Apollo)
15	Ed Davender	G	6-3	165	Jr.	20	2L	Brooklyn, N.Y. (Boys & Girls)
55	Cedric Jenkins	C/F	6-9	205	Jr.	21	2L	Dawson, Ga. (Terrell Co.)
44	Rob Lock	C	6-11	230	Jr.	20	2L	Reedley, Calif. (Reedley)
42	Richard Madison	F	6-7	232	Jr.	22	2L	Memphis, Tenn. (Northside)
4	Derrick Miller	G/F	6-6	160	Fr.	18	—	Savannah, Ga. (Baptist Bible)
30	Irving Thomas	F/C	6-7	210	So.	21	1L	Miami, Fla. (Carol City)
32	Todd Ziegler	F	6-7	210	Jr.	20	2L	Louisville, Ky. (Jeffersontown)

SQUAD ANALYSIS
Total Players: 11
Seniors: 3
Juniors: 5
Sophomore: 1
Freshmen: 2

Starters Returning: 3
Lettermen Returning: 9
Lettermen Lost: 3
Newcomers: 2

HEAD COACH: Eddie Sutton (Oklahoma State, 1958)
Record at Kentucky: 32-4 (1 year)
Overall Record: 374-129 (17 years)
ASSISTANT COACHES: James Dickey (Central Arkansas, 1976)
Dwayne Casey (Kentucky, 1979) Doug Barnes (Oklahoma State, 1968)
Wayne Breeden (Kentucky, 1983)

THE WILDCAT STAFF

W. B. "BILL" KEIGHTLEY
Equipment Manager



Affectionately known as "Mr. Wildcat," Bill Keightley has been associated with the Wildcat basketball program since 1962. Keightley graduated from Kavanaugh High School in Lawrenceburg, Ky., and has worked for the U.S. Postal Service for many years. He is married to the former Hazel Robinson of Lawrenceburg and they have one daughter, Karen, who works in the University postal department.

MARTA McMACKIN
Administrative Assistant



Marta McMackin is one of the familiar faces around the Kentucky basketball offices, having been on the staff for ten years now. A native of Ironton, Ohio, Marta attended Morehead State University and the University of Kentucky. She and husband Ron have three sons, Ron, 23, Ricky, 21, and Rodd, 17.



WALT McCOMBS
Assistant Trainer

Walt McCombs is the trainer assigned to basketball on a daily basis. He joined the UK staff in 1972 and left in 1974 for a three-year stint at Clemson. Walt rejoined the Wildcat staff in 1977. A native of Belton, S.C., he is a 1971 graduate of The Citadel. He has two children, Crystal and Emily and is married to the former Sue Shaver.



1986-87 MANAGERS

Left to Right: John Syers, Robert Gayheart, Joe Mack Treas, Equipment Manager Bill Keightley, Arch Jones, Tim Jackson and Jeff Kidder.

JACK BURFORD CHEVROLET

GO BIG BLUE

"THE ONLY CAR DEALER YOU'LL EVER NEED."

EKU Bypass
Richmond, Kentucky

Richmond: 623-3350
Lexington: 255-3164

One you pay for, one you don't.

When you treat yourself to a 100% natural Little Caesars® pizza, we'll treat you to a second pizza, FREE.

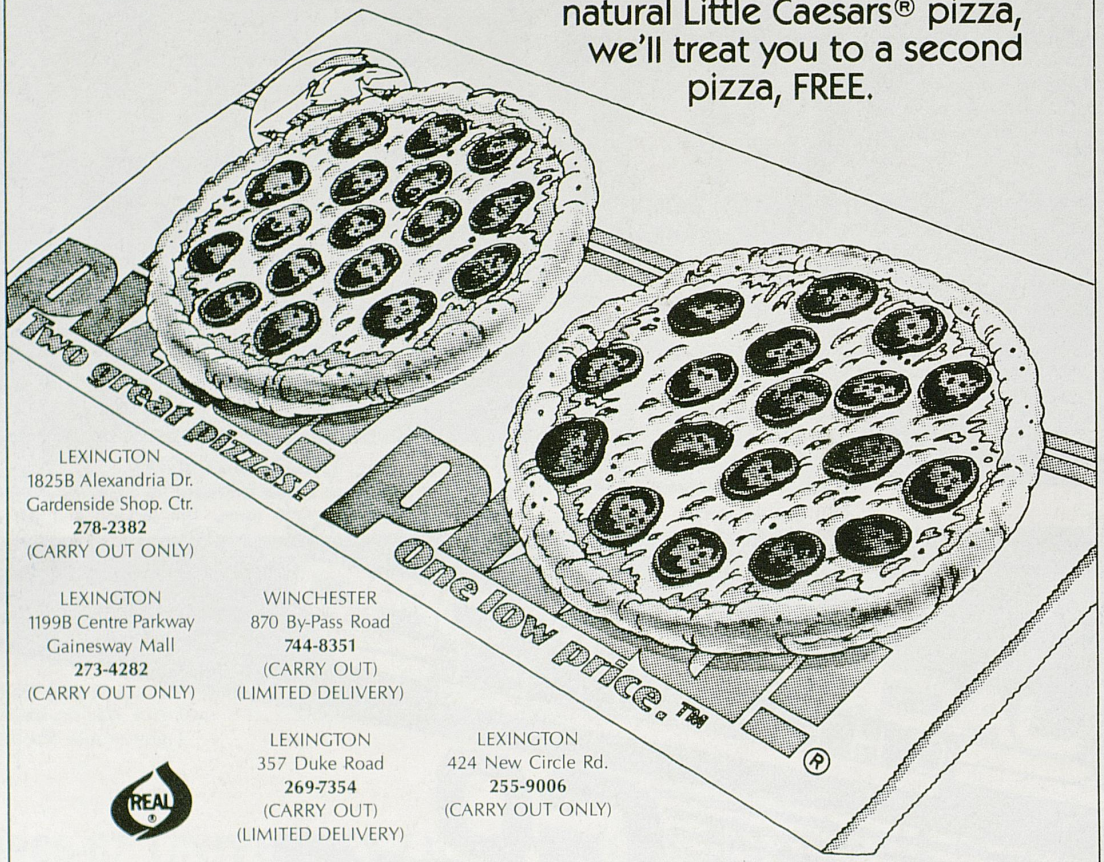

LEXINGTON
1825B Alexandria Dr.
Gardenside Shop. Ctr.
278-2382
(CARRY OUT ONLY)

LEXINGTON
1199B Centre Parkway
Gainesway Mall
273-4282
(CARRY OUT ONLY)

WINCHESTER
870 By-Pass Road
744-8351
(CARRY OUT)
(LIMITED DELIVERY)

LEXINGTON
357 Duke Road
269-7354
(CARRY OUT)
(LIMITED DELIVERY)

LEXINGTON
424 New Circle Rd.
255-9006
(CARRY OUT ONLY)

REAL®

VALUABLE COUPON

FREE
SOFT DRINK!
Buy a 32 oz. soft drink at regular price, get another 32 oz. soft drink FREE!
Offer valid with coupon at participating Little Caesars. One coupon per customer. Carry Out Only.
UKBB **Expires:** 12-30-86
Little Caesars® Pizza

VALUABLE COUPON

VALUABLE COUPON

FREE
Buy any size Original Round pizza at regular price, get identical pizza **FREE!**
Price varies depending on size and number of toppings ordered. Valid with coupon at participating Little Caesars. Carry Out Only.
UKBB **Expires:** 12-30-86
Little Caesars® Pizza

VALUABLE COUPON

©1986 Little Caesar Enterprises, Inc.

Little Caesars® Pizza
When you make pizza this good, one just isn't enough.™

THE OPPONENTS



THE OPPONENTS

AUSTIN PEAY

GAME 1 — NOV. 29 — RUPP ARENA — LEXINGTON, KY
— 8:05 P.M. (UKTV-LIVE)



GENERAL INFORMATION

Location: Clarksville, Tenn.
Founded: 1927
Enrollment: 5,000
President: Dr. Robert O. Riggs
Conference: Ohio Valley
Nickname: Governors
Colors: Red and White
Arena: Winfield Dunn Center
Capacity: 9,000
Press Row Phone: (615) 648-7191
Athletics Director: Bob Brooks
Office Phone:
Sports Information Director: Brad Kirtley
Office Phone: (615) 648-7561
Home Phone: (615) 647-0992
Basketball Contact: Same
Road Headquarters: TBA

COACHING STAFF

Head Coach: Lake Kelly (Georgia Tech, 1956)
Record at Austin Peay: 124-66 (7 years)
Career Record: 155-90 (9 years)
Best Time to Reach Coach: 10 a.m. — Noon
Assistant Coaches: Steve Hill (Marshall, 1963); Rick Stansbury (Campbellsville, 1982)

GOVERNOR OUTLOOK

1985-86 Record: 14-14
Conference Record and Finish: 8-6 (tied for 4th)
Starters Lost: NONE
Starters Returning: Lawrence Mitchell (6-3, Sr., G, 11.1, 2.7); Darryl Bedford (6-8, Sr., C/F, 9.1, 7); Richie Armstrong (6-1, Sr., G, 5.3, 4.3)
Top Newcomers: Keith Rawls (6-3, 185, G); Myron DeVoe (6-7, 190, F); Barry Howard (6-8, 202, F); Stevie Glenn (6-0, 180, G)



Lake Kelly



Richie Armstrong

1986-87 Schedule

Nov. 14	RED VS. WHITE
Nov. 22	FORT CAMPBELL (Exhib.)
Nov. 28	CENTRE
Nov. 29	at Kentucky
Dec. 5-6	at Marshall Tournament (APSU vs. Arkansas State; Marshall vs. Radford)
Dec. 9	at Rice
Dec. 11	at Auburn
Dec. 13	at Evansville
Dec. 16	at Missouri
Dec. 18	at Minnesota
Dec. 20	UT-MARTIN
Jan. 2	MILLIGAN
Jan. 3	BELMONT
Jan. 5	at Memphis State
Jan. 10	TENNESSEE TECH
Jan. 12	MIDDLE TENNESSEE STATE
Jan. 17	at Akron
Jan. 19	at Youngstown State
Jan. 24	at Morehead State
Jan. 26	at Eastern Kentucky
Jan. 31	MURRAY STATE
Feb. 7	EASTERN KENTUCKY
Feb. 9	MOREHEAD STATE
Feb. 14	at Middle Tennessee State
Feb. 16	at Tennessee Tech
Feb. 21	YOUNGSTOWN STATE
Feb. 23	AKRON
Feb. 27	at Murray State

SERIES INFORMATION

Series Record: UK leads 1-0
First Meeting: 1972-73
Last Game: 1973, Nashville, Tenn. (NCAA) — UK 106, APSU 100 (OT)
Series Record in Lexington: N/A
Series Record in Clarksville: N/A
Series Record at Other Sites: UK Leads 1-0
Coach Kelly's Record vs. Kentucky: 0-1

1986-87 ROSTER

Name	Pos.	Ht.	Wt.	Yr.	Hometown/High School
Richie Armstrong	G	6-1	180	Sr.	Atlanta, Ga. (Towers)
Darryl Bedford	C-F	6-8	260	Sr.	Smyrna, Ga. (Campbell)
Joe Busateri	C	6-9	190	So.	Milwaukee, Wis. (Vincent)
Myrone DeVoe	F	6-7	190	Fr.	Louisville, Ky. (Western)
Stevie Glenn	G	6-0	180	Fr.	Detroit, Mich. (Romulus)
Mike Hicks	G	6-2	180	Sr.	Smyrna, Tenn. (High)
Barry Howard	F	6-8	202	Fr.	Miami, Fla. (Coral City)
Kent McKenzie	G	6-2	170	Fr.	Cincinnati, Ohio (Moeller)
Lawrence Mitchell	G	6-3	185	St.	Knoxville, Tenn. (Holston)
Eric Orr	F	6-5	199	Sr.	Jacksonville, Fla. (Bishop Co.)
Keith Rawls	G	6-3	185	Fr.	Chattanooga, Tenn. (Hiwassee CC)
Tony Raye	F	6-5	198	Jr.	Gallatin, Tenn. (High)
Bob Thomas	C	6-7	208	Sr.	Chicago, Ill. (Crane)
Marvin Wynn	F	6-7	210	Fr.	Birmingham, Ala. (Jessee Lanier)

THE OPPONENTS

TEXAS TECH

GAME 2 — DEC. 2 — RUPP ARENA — LEXINGTON, KY — 8:05 P.M. (UKTV-LIVE)

GENERAL INFORMATION

Location: Lubbock, Tex.
Founded: 1923
Enrollment: 24,000
President: Dr. Lauro F. Cavazos
Conference: Southwest
Nickname: Red Raiders
Colors: Scarlet and Black
Arena: Lubbock Municipal Coliseum
Capacity: 8,174
Press Row Phone: (806) 742-3688
Athletics Director: T. Jones
Office Phone: (806) 742-3053
Sports Information Director: Joe Hornaday
Office Phone: (806) 742-2770
Home Phone: (806) 799-8538
Basketball Contact: Kelly Robinson
Office Phone: (806) 742-2759
Home Phone: (806) 793-5291
SID Mailing Address: P.O. Box 4199, Lubbock, TX 79409
To Order Telephone: Contact Joe Hornaday

COACHING STAFF

Head Coach: Gerald Myers (Texas Tech, 1959)
Record at Texas Tech: 275-169 (15½ years)
Career Record: 307-212 (18½ years)
Basketball Office Phone: (806) 742-3367
Best Time to Reach Coach: Weekday Mornings
Assistant Coaches: Rob Evans (New Mexico State, 1968); Jim Wall (Midwestern, 1968); Jerry Kassin (Horon College, 1964)

RED RAIDER OUTLOOK

1985-86 Record: 17-14
Conference Record and Finish: 9-7 (5th)
1985-86 Post Season Play: 0-1, NCAA
Starters Lost: Tony Benford (6-4, G, 14.5, 3.5); Ray Irvin (6-9, C, 7.1, 4.5); Tobin Doda (6-7, F, 6.0, 2.7)
Starters Returning: Sean Gay (6-3, So., G, 10.2, 3.8); Dewayne Chism (6-7, Sr., F, 7.7, 4.3); Greg Crowe (6-5, Jr., F, 2.5, 2.8)
Top Newcomers: Wes Lowe (6-10, 215, F); Scott Whillock (6-5, 180, G); Jerry Mason (6-3, 160, G); Steve Miles (6-8, 175, F)



Gerald Myers



Sean Gay

1986-87 Schedule

Nov. 20	POLAND NATIONAL (Exhib.)
Nov. 28	CAL-STATE FULLERTON
Dec. 2	at Kentucky
Dec. 4	KANSAS STATE
Dec. 6	at Clemson
Dec. 8	at Southwestern Louisiana
Dec. 11	WYOMING
Dec. 13	SEATTLE UNIVERSITY
Dec. 20	at Kansas
Dec. 27-29	Arizona Invitational (Texas Tech, St. Bonaventure, Hawaii Pacific, Arizona)
Jan. 3	at Houston
Jan. 7	RICE
Jan. 10	ARKANSAS
Jan. 14	at Baylor
Jan. 17	at Texas A&M
Jan. 19	SMU
Jan. 21	TCU
Jan. 24	HOUSTON
Jan. 27	MIDWESTERN
Jan. 31	HOUSTON
Feb. 4	at Rice
Feb. 7	at Arkansas
Feb. 11	BAYLOR
Feb. 14	TEXAS A&M
Feb. 18	at SMU
Feb. 21	at TCU
Feb. 25	TEXAS
Ma. 6-8	SWC Post Season Classic

SERIES INFORMATION

Series Record: UK leads 2-0
First Meeting: 1963-64
Last Game: 1965, Lubbock — UK 89, Texas Tech 73
Series Record in Lexington: UK leads 1-0
Series Record in Lubbock: UK leads 1-0
Series Record at Other Sites: N/A
Coach Myers' Record vs. Kentucky: First Meeting

1986-87 ROSTER

Name	No.	Pos.	Ht.	Wt.	Yr.	Ex.	Hometown/High School
Bryan Barriere	42	F	6-8	210	So.	1L	Houston (Jones)
Dewayne Chism	44	F	6-7	235	Sr.	1L	Dallas (Spruce)
Greg Crowe	31	F	6-5	200	Jr.	2L	(South) Garland
Sean Gay	13	G	6-3	162	So.	1L	Houston (Madison)
Rodney Henderson	33	C	7-0	229	Fr.	RS	Dallas (Adams)
James Johnson	25	F	6]6	210	Fr.	—	Tyler (John Tyler)
Kenny Keller	21	F	6-7	185	Fr.	RS	Bryan (High)
Wes Lowe	50	F	6-10	195	Fr.	RS	(West) Mesquite
Jerry Mason	22	G	6-3	160	Fr.	—	Lamesa (High)
Steve Miles	30	F	6-8	190	Fr.	—	Dallas (Samuell)
Mike Nelson	20	G	6-3	188	Sr.	3L	Pampa (High)
Wendell Owens	3	G	6-2	162	Sr.	1L	Queens, N.Y. (Martin Van Buren)
Scott Whillock	24	G	6-6	193	Fr.	RS	Clinton, AR (High)
Tracy White	32	F	6-6	205	So.	1L	Spring (High)
Kent Wojciechoski	5	C	7-0	253	Sr.	3L	Moorpark, CA (High)

THE OPPONENTS

INDIANA

GAME 3 — DEC. 6 — ASSEMBLY HALL — BLOOMINGTON, IND.
— 2:05 P.M. (UKTV-LIVE)



GENERAL INFORMATION

Location: Bloomington, Ind.
Founded: 1820
Enrollment: 32,000
President: Dr. John W. Ryan
Conference: Big Ten
Nickname: Hoosiers
Colors: Cream and Crimson
Arena: Assembly Hall
Capacity: 17,000
Press Row Phone: (812) 335-2754
Athletics Director: Ralph N. Floyd
Office Phone: (812) 335-1966
Sports Information Director: Kit Klingelhoffer
Office Phone: (812) 335-2421
Home Phone: (812) 332-4990
Basketball Contact: Same
SID Mailing Address: Assembly Hall, Bloomington,, IN 47405

COACHING STAFF

Head Coach: Bob Knight (Ohio State, 1962)
Record at Indiana: 336-115 (15 years)
Career Record: 438-165 (21 years)
Basketball Office Phone: (812) 335-2238
Best Time to Reach Coach: 10 a.m. - noon
Assistant Coaches: Joby Wright (Indiana, 1978); Kohn Smith (Southern Utah State, 1974); Royce Waltman (Slippery Rock College, 1964); Ron Felling (Indiana State, 1963)

HOOSIERS OUTLOOK

1985-86 Record: 21-8
Conference Record and Finish: 13-5 (2nd)
1985-86 Post Season Play: 0-1, NCAA
Starters Lost: Winston Morgan (6-4, G, 6.6, 3.6)
Starters Returning: Steve Alford (6-2, G, 22.5, 2.7); Rick Calloway (6-6, F, 13.9, 4.9); Daryl Thomas (6-7, F-C, 14.5, 4.8); Andre Harris (6-6, f, 8.4, 5.6)
Top Newcomers: Dean Garrett (6-10, 220, C); David Minor (6-6, 210, F); Keith Smart (6-2, 190, G)



Bob Knight



Steve Alford

1986-87 Schedule

Nov. 29	MONTANTA STATE
Dec. 2	at Notre Dame
Dec. 6	KENTUCKY
Dec. 9	at Vanderbilt
Dec. 12-13	INDIANA CLASSIC East Carolina, Southern Illinois, UNC-Wilmington
Dec. 20	MOREHEAD STATE
Dec. 13	LOUISVILLE
Dec. 26-27	HOOSIER CLASSIC Fresno State, Illinois State Princeton (Market Square Arena, Indianapolis)
Jan. 4	at Ohio State
Jan. 8	at Michigan State
Jan. 12	at Michigan
Jan. 15	WISCONSIN
Jan. 17	NORTHWESTERN
Jan. 22	at Iowa
Jan. 24	at Minnesota
Jan. 28	ILLINOIS
Jan. 31	PURDUE
Feb. 4	MICHIGAN STATE
Feb. 8	MICHIGAN
Feb. 11	at Northwestern
Feb. 16	at Wisconsin
Feb. 19	MINNESOTA
Feb. 21	IOWA
Feb. 26	at Purdue
Mar. 1	at Illinois
Mar. 7	OHIO STATE

SERIES INFORMATION

Series Record: IU leads 15-14
First Meeting: 1924-25
Last Game: 1985, Lexington — UK 63, IU 58
Series Record in Lexington: UK leads 9-3
Series Record in Bloomington: IU leads 7-3
Series Record at Other Sites: IU leads 5-2
Coach Knight's Record vs. Kentucky: 9-9

1986-87 ROSTER

Name	No.	Pos.	Ht.	Wt.	Yr.	Ex.	Hometown/High School
Todd Jadlow	11	F-C	6-9	218	Jr.	1L	Salina, Kan. (Sacred Heart)
Steve Alford	12	G	6-2	170	Sr.	3L	New Castle
Magnus Pelkowski	14	C	6-10	218	Jr.	2L	Bogota, Col. (Colegio Helvetia)
Rick Calloway	20	G-F	6-6	182	So.	1L	Cincinnati, Ohio (Withrow)
Daryl Thomas	24	F-C	6-7	225	Sr.	3L	Westchester, Ill. (St. Joseph's)
Todd Meier	30	F-C	6-8	215	Sr.	3L	Oshkosh, Wis. (Lourdes Academy)
Steve Eyl	32	F	6-6	205	Jr.	2L	Hamilton, Ohio (Badin)
Andre Harris	34	F	6-6	200	Sr.	1L	Grand Rapids, Mich. (Ottawa Hills)
Jeff Oliphant	35	G	6-5	200	So.	1L	Linton (L & M)
Kreigh Smith	42	F	6-7	212	Jr.	2L	Tipton
Joe Hillman	44	G	6-2	178	Jr.	2L	Glendale, Calif. (Hoover)
Brian Sloan	45	F-C	6-8	200	Jr.	2L	McLeansboro, Ill.
Dean Garrett	22	C	6-10	220	Jr.	—	San Clemente, Calif.
David Minor	31	F	6-6	210	Fr.	—	Cincinnati, Ohio (Marian Purcell)
Keith Smart	23	G	6-2	190	Jr.	—	Baton Rouge, La. (McKinley)

THE OPPONENTS

LAMAR



GAME 4— DEC. 13— RUPP ARENA — LEXINGTON, KY
— 8:05 P.M. (UKTV-LIVE)



GENERAL INFORMATION

Location: Beaumont, Tex.
Founded: 1923
Enrollment: 13,350
President: Dr. Bill Franklin
Conference: Southland
Nickname: Cardinals
Colors: Red and White
Arena: Montagne Center
Capacity: 10,080
Press Row Phone: (409) 880-2344
Athletics Director: Dr. Sonny Jolly
Office Phone: (409) 880-2322
Sports Information Director: Rush Wood
Office Phone: (409) 880-8329
Home Phone: (409) 833-1289
Basketball Contact: Same
SID Mailing Address: P.O. Box 10066, LU Station, Beaumont, TX 77710
To Order Telephone: Through Southwestern Bell

COACHING STAFF

Head Coach: Tom Abatemarco (Dowling College, 1973)
Record at Texas Tech: First Year
Career Record: First Year
Basketball Office Phone: (409) 880-8323
Best Time to Reach Coach: 9:30 a.m. to 1:30 p.m.
Assistant Coaches: Tony Branch (Louisville, 1981); Dave Harshman (Washington State, 1970); Tom Butler (Butler, 1984)

CARDINAL OUTLOOK

1985-86 Record: 18-12
Conference Record and Finish: 6-6 (tied for 4th)
1985-86 Post Season Play: 0-1, NIT
Starters Lost: Anthony Todd, (6-9, C, 15.4, 6.8); Greg Anderson (6-11, C, 12.0, 6.3)
Starters Returning: James Gulley (6-8, F, 12.9, 5.7); James Nance (6-2, G, 12.6, 2.6); Danny Gauthier (6-4, G, 5.5, 1.2)
Top Newcomers: Anthony Bledsoe (6-6, 205, F); David Jones (5-11, 165, G); Kevin Newman (6-10, 243, C); Brian Johns (6-8, 230, F)



Tom Abatemarco



James Gulley

1986-87 Schedule

Nov. 29	ST. MARY'S (TX)
Dec. 1	TEXAS CHRISTIAN
Dec. 5	GEORGIA COLLEGE
Dec. 9	at Oregon
Dec. 13	at Kentucky
Dec. 17	CALIFORNIA-RIVERSIDE
Dec. 22	UTEP
Dec. 27-28	COWBOY SHOOTOUT (Lamar, Western Michigan, Northern Illinois, Wyoming)
Jan. 3	MORGAN STATE
Jan. 6	NORTHWESTERN STATE (LA)
Jan. 10	McNEESE STATE
Jan. 12	at New Orleans
Jan. 15	at North Texas State
Jan. 17	Hofstra
Jan. 20	at Pan American
Jan. 22	SOUTHWESTERN LOUISIANA
Jan. 24	ARKANSAS STATE
Jan. 29	LOUISANA TECH
Jan. 31	NORTHEAST LOUISIANA
Feb. 5	at Louisiana Tech
Feb. 7	at Northeast Louisiana
Feb. 12	NORTH TEXAS STATE
Feb. 19	at Arkansas State
Feb. 21	at Southwestern Louisiana
Feb. 26	at McNeese State
Feb. 28	NEW ORLEANS
Mar. 3-7	SLC Post Season Tournament

SERIES INFORMATION

Series Record: First Meeting

1986-87 ROSTER

Name	Pos.	Ht.	Wt.	Yr.	Ex.	Hometown/High School
Anthony Bledsoe	F	6-6	205	Fr.	—	Little Rock, AR (Central)
DeWayne Brown	G	6-4	197	Sr.	1L	Dallas (Kimball)
James Gulley	C	6-8	255	Jr.	2L	Newton
Tony Harris	G	6-3	181	So.	1L	East Chicago, IN (Roosevelt)
Brian Johns	F	6-8	230	Fr.	—	LaMarque
David Jones	G	6-0	165	Fr	—	Los Angeles, CA (Verbum Dei)
Ed Manuel	F	6-7	212	Sr.	1L	Hillsdale, NJ
Karl McCauley	G	6-4	188	Jr.	1L	Oklahoma City, OK (Star Spencer
James Nance	G	6-2	178	Sr.	3L	Beaumont (West Brook)
Shannon Nero	G	6-4	189	Jr.	2L	Houston (Worthing)
Kevin Newman	C	6-10	243	Jr.	JC	Port Arthur (Tyler JC)
Anthony Sampson	G	6-5	188	So.	JC	Atlanta, GA (DeKalb JC)
Ivan Stone	G	6-3	181	Sr.	1L	Peoria, IL
Jules Wells	F	6-6	195	Jr.	2L	Beaumont (Beaumont-Charlton -Pollard)

THE OPPONENTS

34TH ANNUAL UNIVERSITY OF KENTUCKY INVITATIONAL TOURNAMENT
DEC. 19 - 20, 1986 — RUPP ARENA, LEXINGTON, KY



FIRST NIGHT
Texas A&M vs. Boston U. 6:30 p.m.
Kentucky vs. Iona 9:05 p.m.

SECOND NIGHT
Consolation Game 6:30 p.m.
Championship Game 9:05 p.m.

1985-86 Wildcats accept UK's 25th UKIT championship trophy.

TEXAS A&M

UKIT — DEC. 20-21 — RUPP ARENA — LEXINGTON, KY

GENERAL INFORMATION

Location: College Station, Tex.
Founded: 1871
Enrollment: 35,675
President: Dr. Frank E. Vandiver
Conference: Southwest Athletic (SWC)
Press Row Phone: (409) 845-5725
Athletics Director: Jackie Sherrill
Office Phone: (409) 845-3500
Sports Information Director: Tom Turbiville
Office Phone: (409) 845-5725
Home Phone: (409) 764-0976
Basketball Contact: Alan Cannon
Office Phone: (409) 845-5725
Home Phone: (409) 696-9378
SID Mailing Address: Texas A&M Univ., College Station, TX 77843-1228
To Order Telephone: (at you arena) Call GTE (409) 779-4210; give them Alan Cannon as a contact person at the coliseum

Nickname: Aggies
Colors: Maroon and White
Arena: G. Rollie White Coliseum
Capacity: 7,500

COACHING STAFF

Head Coach: Shelby Metcalf (East Texas State, 1955)
Record at Texas A&M: 380-253 (23 years)
Career Record: 380-253 (23 years)
Basketball Office Phone: (409) 845-4531
Best Time to Reach Coach: 10 a.m. — Noon
Assistant Coaches: John Thornton (Texas A&M, 1975); Willie Foreman (Texas A&M,1978)

SERIES INFORMATION

Series Record: UK leads 2-1
First Meeting: 1941-42
Last Game: 1978, Lexington (UKIT) — A&M 73, UK 69
Series Record in Lexington: UK leads 2-1
Coach Metcalf's Record vs. Kentucky: 1-0

AGGIES OUTLOOK

1985-86 Record: 20-12
Conference Record and Finish: 12-4 (tied for 1st)
1985-86 Post-Season Play: 0-1 (at Wyoming, 70-79) NIT
Starters Lost: Don Marbury (6-3, G, 21.8, 4.5); Jimmie Gilbert (6-9, C, 12.1, 7.3)
Starters Returning: Winston Crite (6-7, Sr., F, 13.3, 8.0); Todd Holloway (6-0, Sr., G, 9.8, 2.9); Mike Clifford (6-6, Sr., F, 1.1, 3.6)
Top Newcomers: Keron Graves (6-4, 190, G); John Tresvuant (6-7, 215,F); Darryl McDonald (6-3, 180, G)

1986-87 ROSTER

Name	Pos.	Ht.	Wt.	Yr.	Hometown
Eric Bethea	C	7-0	210	So.-TR	Key West, Fl
Mike Clifford	F	6-6	205	S.r-3L	Round Rock, TX
Paul Crawford	G	6-5	185	Jr.-2L	College Stration, Tx
Chris Crease	G	6-3	180	Fr.	Aldine, TX
Winston Crite	F	6-7	220	Sr.-3L	Bakersville, CA
Keron Graves	G	6-4	190	Jr.-TR	Brenham, TX
Todd Holloway	G	6-0	175	Sr.-3L	Albany, NY
Darryl McDonald	G	6-3	180	Jr.-Tr	Valhalla, TX
Jules Moor	F	6-8	225	Sr.-TR	Houston, TX
Moses Reiner	G	6-0	165	Fr.	Houston, TX
Freddy Ricks	G	6-2	170	Fr.	Humble, TX
Jessie Spinner	C	6-10	215	Jr.-TR	Loas Angeles, CA
Tadd Thomas	F	6-7	215	So.-1L	San Antonio, TX
John Tresvuant	F	6-7	215	Jr.-TR	San Francisco, CA

THE OPPONENTS

BOSTON UNIVERSITY

UKIT — DEC. 20-21 — RUPP ARENA — LEXINGTON, KY

GENERAL INFORMATION

Location: Boston, Mass.
Founded: 1839
Enrollment: 12,967
President: Dr. John R. Sibler
Conference: ECAC North Atlantic
Athletics Director: Rick Taylor
Office Phone: (617) 353-4630
Sports Information Director: Ed Carpenter
Office Phone: (617) 353-2872
Home Phone: (617) 444-3152
Basketball Contact: Eddie McGrath
Office Phone: (617) 353-2872
Home Phone: (617) 646-6725
SID Mailing Address: Boston University, 285 Bobcock, St., Boston, MA 02215

Nickname: Terriers
Colors: Scarlet and White
Arena: Walter Brown Arena
Capacity: 4,200
Press Row Phone: (617) 437-0102

COACHING STAFF

Head Coach: Mike Jarvis (Northeastern, 1968, Boston Univ., 1984)
Record at Boston University: 21-20 (1 year)
Career Record: 21-20 (1 year)
Basketball Office Phone: (617) 353-2872
Best Time to Reach Coach: 10 a.m. — 2 PM
Assistant Coaches: Ed Meyers (American, 1974); Bill Herrion (Merrimack College, 1981)

SERIES INFORMATION

Series Record: First Meeting

TERRIERS OUTLOOK

1985-86 Record: 21-10
Conference Record and Finish: 13-5 (3rd)
1985-86 Post-Season Play: 0-1 (NIT)
Starters Lost: Tom Ivey (6-8, C, 8.1, 6.7)
Starters Returning: Drederick Irving (6-3, Jr., G, 18.0, 2.8); Paul Hendricks (6-5, Sr., F, 10.7, 6.4); Larry Jones (6-6, Jr., F, 8.4, 5.7); Tony DaCosta (5-10, So., G, 5.3, 1.8)
Top Newcomers: David King (6-8, F); Scott White (6-7, F); Francies Kalitsi (6-9, C); Steven Key (6-3, G)

1986-87 ROSTER

Name	Pos.	Ht.	Yr.
Tony DaCosta	G	5-10	So.
Alvin Daniesl	G	6-0	Jr.
John Few	G	6-1	So.
Peter Gabriele	F/C	6-7	Sr.
Mike Graybill	F	6-6	Jr.
Paul Hendricks	F	6-5	Sr.
Drederick Irving	G	6-3	Jr.
Larry Jones	F	6-6	Jr.
Francis Kalitsi	F	6-9	Fr.
Steve Key	G	6-4	Fr.
David King	F	6-8	F.
Isaac Kodsi	C	6-7	Jr.
Jeff Timberlake	G	5-10	So.
Scott White	F	6-7	Fr.
Curtis Williams	F	6-4	So.

IONA

UKIT — DEC. 20-21 — RUPP ARENA — LEXINGTON, KY

GENERAL INFORMATION

Location: New Rochelle, NY
Founded: 1940
Enrollment: 6,200
President: Dr. John G. Driscoll
Conference: Metro Atlantic Athletic (MAAC)
Nickname: Gaels
Colors: Maroon and Gold
Arena: John A. Mulcahy Campus Center
Capacity: 3,200
Press Row Phone: TBA
Athletics Director: Rick Mazzuto
Office Phone: (914) 633-2311
Sports Information Director: John Conceison
Office Phone: (914) 633-2334
Basketball Contact: Same
SID Mailing Address: Iona College, Mulcahy Center, New Rochelle NY 10801-1890

COACHING STAFF

Head Coach: Gary Brokaw (Notre Dame, 1980)
Record at Iona: First Year
Basketball Office Phone: (914) 633-2312
Best Time to Reach Coach: 10 a.m. — Noon
Assistant Coaches: Ron Williams (West Virginia, 1968); Tony Fiorentino (Dowling, 1971); Pat Quigley (St. John's, 1966); Neil Draddy (Gettysburg, 1985)

SERIES INFORMATION

Series Record: UK leads 2-0
First Meeting: 1977-78
Last Game: 1979, Anchorage, Alaska — UK 57, Iona 51

Series Record in Lexington: UK leads 1-0
Series Record at Other Sites: UK leads 1-0
Coach Brokaw's Record vs. Kentucky: First Meeting

IONA COLLEGE GAELS

GAELS OUTLOOK

1985-86 Record: 14-15
Conference Record and Finish: 9-5 (2nd)
1985-86 Post-Season Play: 1-1 (MAAC)
Starters Lost: Bob Coleman (6-9, C, 17.5, 8.8)
Starters Returning: Richie Simmonds (6-2, Jr., G, 12.6, 2.8); John Kijonek (6-6, Jr., F, 10.0, 3.9); Jeff Wilder (6-7, Jr., F, 6.5, 6.1); Glenn Grant (5-11, So., G, 4.3, 1.5)
Top Newcomers: Curtis Celestine (6-8, 215, F); Alvin Lott (6-0, 180, G); Pat Perroni (6-8, 215, F); Tony Wright (6-5, 210, F)

1986-87 ROSTER

Name	No.	Pos.	Ht.	Wt.	Yr.	Hometown
Chris Green	5	G	5-10	170	Sr.	Bronx, NY
Dave Blaha	12	G	6-0	175	So.	Schenectady, NY
Glenn Grant	13	G	5-11	160	So.	New York, NY
Richie Simmonds	14	G	6-2	180	Jr.	New York, NY
Mike Zona	24	F	6-5	210	Sr.	Staten Island, NY
John Kijonek	32	G-F	6-6	190	Jr.	Hamilton, Ontario
Chip Langdon	33	G-F	6-5	190	So.	Philadelphia, PA
Jeff Wilder	34	F	6-7	205	Jr.	Arvene, NY
Nestor Payne	42	F	6-7	190	So.	Brooklyn, NY
Rick Kraemer	45	C	6-10	235	So.	Burlington, Ontario
Curtis Celestine		F	6-8	215	Fr.	Montreal, Quebec
Alvin Lott		G	6-0	180	Jr.	Bronx, NY
Pat Perroni		F	6-8	215	Jr.	Martinique, V.I.
Tony Wright		F	6-5	210	Jr.	New York, NY

THE OPPONENTS

LOUISVILLE

GAME 7 — DEC. 27— FREEDOM HALL — LOUISVILLE, KY — 4:05 P.M. (CBS-TV)



GENERAL INFORMATION

Location: Louisville, KY. 40292
Founded: 1798
Enrollment: 20,000
President: Dr. Donald C. Swain
Conference: Metro
Nickname: Cardinals
Colors: Red, White, and Black
Arena: Freedom Hall
Capacity: 18,865
Press Row Phone: (502) 588-5567
Athletics Director: William C. Olsen
Office Phone: (502) 588-5732
Sports Information Director: Kenny Klein
Office Phone: (502) 588-6581
Home Phone: (502) 451-5786
Basketball Contact: Same
SID Mailing Address: Sports Information, University of Louisville, Louisville, KY. 40292
To Order Telephone: South Central Bell (502-557-6500)

COACHING STAFF

Head Coach: Denny Crum (UCLA, 1958)
Record at Louisville: 370-114 (15 years)
Career Record: 370-114 (15 years)
Basketball Office Phone: (502) 588-6651
Best Time to Reach Coach: 10:30-11:30 a.m. Weekdays
Assistant Coaches: Bobby Dotson (Western Kentucky, 1966)
Wade Houston (Louisville, 1966)
Jerry Jones (Valparaiso, 1956

CARDINAL OUTLOOK

1985-86 Record: 32-7
Conference Record and Finish: 10-2 (Champion)
1985-86 Post Season Play: 6-0, NCAA Champion
Starters Lost: Billy Thompson (6-7,F,14.9,7.8) Milt Wagner (6.5, G, 14.9, 3.1) Jeff Hall (6-4, G, 10.3, 1.7)
Starters Returning: Pervis Ellison (6.9, So., C, 13.1, 8.2) Herbert Crook (6-7,Jr., F, 11.8, 6.5)
Top Newcomers: Felton Spencer (7-1, 260, Fr., 19.8, 14.3)



Denny Crum



Pervis Ellison

1986-87 Schedule

Nov. 28	Great Alaska Shootout
Dec. 3	ATHLETES IN ACTION (Exhib)
Dec. 6	EASTERN KENTUCKY
Dec. 8	MIDDLE TENNESSEE
Dec. 10	at Western Kentucky
Dec. 13	DePAUL
Dec. 17	TAMPA
Dec. 23	at Indiana
Dec. 27	KENTUCKY
Jan. 3	RUTGERS
Jan. 7	at Florida State
Jan. 10	at Wyoming
Jan. 14	at Southern Mississippi
Jan. 18	at Purdue
Jan. 20	VIRGINIA TECH
Jan. 22	CINCINNATI
Jan. 28	MEMPHIS STATE
Jan. 21	KANSAS
Feb. 2	SOUTH CAROLINA
Feb. 5	at Virginia Tech
Feb. 7	NORTH CAROLINA STATE
Feb. 11	at South Carolina
Feb. 14	at Syracuse
Feb. 16	SOUTHERN MISSISSIPPI
Feb. 18	FLORIDA STATE
Feb. 22	at Memphis State
Feb. 25	at Cincinnati
Feb. 28	at UCLA

SERIES INFORMATION

Series Record: UK leads 12-5
First Meeting: 1912-13
Last Game: 1985, Lexington — UK 69, UL 64
Series Record in Lexington: UK leads 7-2
Series Record in Louisville: UK leads 3-1
Series Record at Other Sites: Tied 2-2
Coach Crum's Record vs. Kentucky: 2-3

1986-87 ROSTER

Name	No.	Pos.	Ht.	Wt.	Yr.	Ex.	Hometown/High School
Keith Williams	3	G	6-4	210	So.	RS	Louisville, KY (Seneca)
Mark McSwain	10	F	6-7	220	Sr.	3L	Atlanta,Ga. (St. Pius)
Craig Hawley	12	G	6-5	175	Fr.	HS	Noblesville, Ind. (Noblesville)
Kevin Walls	15	G	6-1	170	So.	1L	Camden, N.J. (Camden)
Kenny Payne	21	F	6-8	195	So.	1L	Laurel, Miss. (NE Jones)
Chris West	23	G	6-3	175	Jr.	3L	Louisville, KY (Manual)
Will Olliges	24	F	6-9	205	Jr.	2L	Louisville, KY (St. Xavier)
David Robinson	25	F	6-8	190	So.	1L	Gainsville, Fla. (Eastside)
Avery Marshall	33	F-C	6-7	210	Fr.	RS	Myrtle Beach , S.C. (M. Beach)
Mike Abram	34	G-F	6-4	195	Jr.	2L	Muncie, Ind. (North)
Herbert Crook	41	F	6-7	190	So.	1L	Louisville, KY (Eastern)
Pervis Ellison	42	F-C	6-9	195	So.	1L	Savannah, Ga. (Savannah)
Tony Kimbro	44	F	6-7	190	So.	1L	Louisville, KY (Seneca)
Felton Spencer	50	C	7-1	260	Fr.	HS	Louisville, KY (Eastern)

THE OPPONENTS

GEORGIA

GAME 8 — DEC. 30 — FREEDOM HALL
— LOUISVILLE, KY — 7:35 P.M. (UKTV-DELAYED)
GAME 25 — FEB. 25 — GEORGIA COLISEUM
— ATHENS, GA. — 8:05 P.M. (SEC-TV)



GENERAL INFORMATION

Location: Athens, Georgia 30613
Nickname: Bulldogs
Founded: 1785
Colors: Red and Black
Enrollment: 24,900
Arena: Georgia Coliseum
President: Dr. Henry King Stanford
Capacity: 11,200
Conference: Southeastern
Press Row Phone: (404) 542-1727
Athletics Director: Vince Dooley
Office Phone: (404) 542-1307
Sports Information Director: Claude Felton
Office Phone: (404) 542-1621
Home Phone: (404) 769-8288
Basketball Contact: Norm Reilly
Office Phone: (404) 542-1621
Home Phone: (404) 546-6811
SID Mailing Address: Sports Information Office, Univ. of Georgia Athletic Association, P.O. Box 1472, Athens, GA. 30613
To Order Telephones: Out of State (404) 452-3307; In-State 1-800-551-6704

COACHING STAFF

Head Coach: Hugh Durham (Florida State, 1959)
Record at Georgia: 146-96 (8 seasons)
Career Record: 376-191 (20 seasons)
Basketball Office Phone: (404) 542-1432
Best Time to Reach Coach Durham: 9-11 a.m. (weekdays)
Assistant Coaches: Tevester Anderson (Arkansas A&M, 1962); Eddie Biedenbach (North Carolina State, 1968); Larry Gay (Florida State, 1973)

BULLDOGS OUTLOOK

1985-86 Record: 17-13
Conference Record and Finish: 9-9 (Tie, 5th Place)
1985-86 Post-Season Play: 1-1 (NIT 2nd Round)
Starters Lost: Joe Ward (6-6, F, 15.6, 5.3); Donald Hartry (6-2, G, 13.2, 2.0, 5.1); Horace McMillan 6-5, F, 10.6, 5.9)
Starters Returning: David Dunn (6-8, Sr., C, 9.0, 5.8); Dennis Williams (6-4, Sr., G, 8.9, 3.0)
Other Top Returnees: Willie Anderson (6-7, Jr., F, 8.5, 3.4); Chad Kessler (6-8, Sr., F/C, 5.2, 2.9); Tony Mack (6-5, So., G/F, 4.2, 1.5);
Top Newcomers: Derrick Kirce (6-6, 215, F); Mickey Williams (6-3, 170, G); Milt Blakely (5-8, 160, G); Brad Vickers (6-9, 200, F); Craig Uhle (6-10, 200, C)



Hugh Durham



David Dunn

1986-87 Schedule

Nov. 17	MARATHON OIL
Nov. 28	SEATTLE UNIVERSITY
Nov. 30	ARMSTRONG STATE
Dec. 3	at Georgia Tech
Dec. 6	CENTRAL FLORIDA
Dec. 13-14	COTTON STATES CLASSIC (Memphis St., Georgia St., Loyola)
Dec. 19-20	HAWAIIAN TROPIC CLASSIC (Stetson, LaSalle, Eastern Kentucky)
Dec. 22	ALABAMA
Dec. 30	at Kentucky
Jan. 3	FLORIDA
Jan. 7	at Auburn
Jan. 10	at LSU
Jan. 14	VANDERBILT
Jan. 17	MISSISSIPPI STATE
Jan. 21	at Ole Miss
Jan. 28	TENNESSEE
Jan. 31	at Alabama
Feb. 4	at Florida
Feb. 7	AUBURN
Feb. 11	LSU
Feb. 14	at Vanderbilt
Feb. 18	at Mississippi State
Feb. 21	OLE MISS
Feb. 25	KENTUCKY
Feb. 28	at Tennessee
Mar. 5-8	SEC TOURNAMENT

SERIES INFORMATION

Series Record: UK leads 72-12
First Meeting: 1920-21
Last Game: 1986, Athens - UK 80, UG 75
Series Record in Lexington: UK leads 33-2
Series Record in Athens: UK leads 25-8
Series Record at Other Sites: UK leads 16-2
Coach Durham's Record vs. Kentucky: 4-16

1986-87 ROSTER

Name	No.	Pos.	Ht.	Wt.	Yr.	Ex.	Hometown/High School
Willie Anderson	40	F	6-7	185	Jr.	2L	Atlanta, GA (East Atlanta)
Milt Blakely		G	5-8	160	Jr.	JC	Greenville, SC (Anderson J.C.)
Eric Burdette	4	F	6-8	225	R-Fr.	RS	Greesboro, GA (Greene, Co.)
David Dunn	44	F-C	6-8	225	Sr.	2L	Mableton, GA (Pebblebrook)
Patrick Hamilton	14	G	6-2	175	So.	1L	Gainesville, GA (Gainesville)
Alec Kessler	33	F-C	6-9	205	R-Fr.	RS	Roswell, GA (Roswell)
Chad Kessler	24	F-C	6-8	210	Sr.	3L	Roswell, GA (Roswell)
Derrick Kirce		F	6-6	215	Fr.	HS	Sarasota, FL (Booker)
Tony Mack	21	G-F	6-5	200	So.	1L	Tampa, FL (Brandon)
Craig Uhle		C	6-10	200	Fr.	HS	Fayetteville, GA (Fayette Co.)
Brad Vickers		F-C	6-9	200	Fr.	HS	Savannah, GA (Savannah Christian)
Dennis Williams	12	G	6-4	180	Sr.	3L	Charleston, SC (Bishop England)
Mickey Williams		G	6-3	170	Fr.	HS	Gainseville, FL (P.K. Yonge)

THE OPPONENTS

AUBURN

GAME 9 — JAN. 3 — MEMORIAL COLISEUM
— AUBURN, ALA — 8:30 P.M.
GAME 19 — FEB. 45 — RUPP ARENA
— LEXINGTON, KY — 8:05 P.M. (SEC-TV)





GENERAL INFORMATION

Location: Auburn, Alabama
Nickname: Tigers
Founded: October 1, 1856
Colors: Burnt Orange & Navy Blue
Enrollment: 19,150
Home Arena: Memorial Coliseum
President: Dr. James E. Martin
Capacity: (12,231)
Conference: Southeastern
Press Row Phone: (205) 826-2907
Athletic Director: Pat Dye (Georgia '62)
Office Phone: (205) 826-4750, ext. 200
Sports Information Director: David Housel
Office Phone: (205) 826-4750, ext. 250
Home Phone: (205) 887-7618
SID Basketball Contact: John Lewandowski
Office Phone: (205) 826-4750, ext. 249
Home Phone: (205) 826-7396
SID Mailing Address: Sports Information Office, Auburn Athletic Dept., P.O. Box 351, Auburn AL 36831-0351
To Order Telephones: Telephone line provided for visiting SEC broadcasters. Other requests should be made through South Central Bell (205) 479-1212.
Trainer: John Larkin (Auburn '78)

COACHING STAFF

Head Coach: Sonny Smith (Milligan, 1958)
Record at Auburn: 127-111 (eight years)
Career Record: 154-134 (10 years)
Basketball Office Phone: (205) 826-4750, ext. 251
Best Time to Reach Coach Smith: 8:00-9:30 a.m.
Assistant Coaches: Lawrence Johnson (Emory & Henry, 1960), Otis Johnson (Stetson, 1976), Jay Nidiffer (Lincoln Memorial, 1958)

TIGERS OUTLOOK

1985-86 Record: 22-11, 13-5 SEC (2nd, tie)
1985-86 Post Season Play: 3-1 (NCAA)
Starters Lost: Chuck Person (F, 6-8, 215, 21.5, 7.9);
Starters Returning: Chris Morris (F, 6-7, 210, Jr., 9.8, 5.2); Jeff Moore (C/F, 6-7, 230, Jr., 10.9, 7.1); Frank Ford (F/G, 6-4, 215, Sr., 11.1, 4.4); Gerald White (G, 6-1, 175, Sr., 5.3, 2.6)
Top Newcomers: John Caylor (F, 6-7, 205); Andrae Davis (G, 6-5, 180); Derrick Dennison (G, 6-4, 170) Jeff McFadden (F, 6-7, 200); Ray Richardson (G/F, 6-6, 180); Rodney Stevens (F, 6-5, 200)



Sonny Smith



Frank Ford

1986-87 Schedule

Nov. 28	UAB in Birmingham
Dec. 1	ARMSTRONG STATE
Dec. 6	at Tennessee
Dec. 11	AUSTIN PEAY STATE
Dec. 13	SOUTHWESTERN LOUISIANA
Dec. 15	at Eastern Kentucky
Dec. 18	AUGUSTA COLLEGE
Dec. 28-29	at Sun Bowl Tournament (Iowa State, Texas, UTEP)
Jan. 3	KENTUCKY
Jan. 7	GEORGIA
Jan. 10	at Miss. State
Jan. 14	TENNESSEE
Jan. 17	at Vanderbilt
Jan. 21	at Alabama
Jan. 24	OLE MISS
Jan. 28	at LSU
Jan. 31	FLORIDA
Feb. 1	UNLV
Feb. 4	at Kentucky
Feb. 7	at Georgia
Feb. 9	at Florida
Feb. 11	MISS. STATE
Feb. 16	VANDERBILT
Feb. 21	ALABAMA
Feb. 25	at Ole Miss
Mar. 1	LSU
Mar. 4	SEC Tournament

SERIES INFORMATION

Series Record: UK leads 55-12
First Meeting: 1919-20
Last Game: 1986, Lexington - UK 81 AU 71
Series Record in Lexington: UK leads 34-1
Series Record in Auburn: UK leads 15-10
Series Record at Other Sites: UK leads 6-1
Coach Smith's Record vs. Kentucky: 4-15

1986-87 ROSTER

Name	No.	Pos.	Ht.	Wt.	Yr.	Ex.	Hometown/High School
Terrance Howard	10	G	6-1	165	Jr.	2L	Macon, Ga. (Southwest)
Melvin Haralson	11	G	6-2	170	Sr.	1L	Jackson, Miss. (Murrah)
Gerald White	12	G	6-1	175	Sr.	3L	Augusta, Ga. (Richmond Academy)
Mike Jones	13	F	6-7	220	So.	1L	Columbus, Ga. (Oak Hill Acad., Va.)
Johnny Lynn	14	G	6-2	170	Jr.	2L	Hendersonville, Tenn. (Beech)
Frank Ford	15	F/G	6-4	215	Sr.	3L	Kissimmee, Fla. (Osceola)
Aundrae Davis	20	G	6-5	180	So.	RS	College Park, Ga. (Lakeshore)
Rob Jones	21	G	6-2	165	Jr.	2L	Sylvania, Ala. (Sylvania)
John Caylor	22	F	6-7	205	Fr.	HS	Talbott, Tenn. (Morristown West)
Ray Richardson	23	G/F	6-6	180	Fr.	HS	South Bend, Ind. (Oak Hill Acad., Va)
Derrick Dennison	24	G	6-4	170	Fr.	HS	Atlanta, Ga. (Douglass)
Rodney Stevens	32	F	6-5	200	Fr.	HS	Selma, Ala. (Southside)
Chris Morris	34	F	6-7	210	Jr.	2L	Atlanta, Ga. (Douglass)
Jeff Moore	40	C/F	6-7	230	Jr.	2L	Birmingham, Ala. (Midfield)
Jeff McFadden	44	F	6-7	200	Fr.	HS	Atlanta, Ga. (Sylvan)

THE OPPONENTS

ALABAMA

GAME 10 — JAN. 7 — RUPP ARENA
— LEXINGTON, KY — 8:05 P.M. (SEC-TV)
GAME 20 — FEB. 7 — MEMORIAL COLISEUM
— TUSCALOOSA, ALA. — 1:05 P.M. (NBC-TV)

GENERAL INFORMATION

Location: Tuscaloosa, Alabama
Founded: 1831
Enrollment: 16,000
President: Dr. Joab Thomas
Conference: Southeastern
Athletics Director: Ray Perkins
Office Phone: (205) 348-3600
Sports Information Director: Wayne Atcheson
Office Phone: (205) 348-6084
Home Phone: (205) 556-8610
Basketball Contact: J.D. Rutledge
Office Phone: (205) 348-6084
Home Phone: (205) 758-7208
SID Mailing Address: P.O. Box K, University, AL 35486
To Order Telephones: (205) 348-6084

Nickname: Crimson Tide
Arena: Memorial Coliseum
Capacity: 15,043
Press Row Phone: (205) 348-6084

COACHING STAFF

Head Coach: Wimp Sanderson (Florence State, 1959)
Record at Alabama: 127-61 (6 years)
Career Record: 127-61 (6 years)
Basketball Office Phone: (205) 348-6161
Best Time to Reach Coach: 10 a.m. - Noon
Assistant Coaches: Kevin Gray (UT, Chattanooga, 1976); David Hobbs (Va. Commonwealth, 1971); Gregg Polinsky (Northern Arizona, 1982); Fred Bryan (Alabama, 1976)

CRIMSON TIDE OUTLOOK

1985-86 Record: 24-9
Conference Record and Finish: 13-5 (Tied for 2nd)
1985-86 Post Season Play: 2-1 (NCAA)
Starters Lost: Buck Johnson (6-7, F, 20.7, 8.3)
Starters Returning: Derrick McKey (6-9, Jr., C, 13.6, 7.9); Jim Farmer (6-3, Sr., G/F, 12.8, 4.7); Terry Coner (6-3, Sr., G, 10.9, 2.8); Mark Gottfried (6-2, Sr., G, 6.9, 20)
Top Newcomers: Keith Askins (6-6, 180, F); Josh Gilbert (6-8, 195, F); Joe Hudson (6-3, 177, G)



Wimp Sanderson



Jim Farmer

1986-87 Schedule

Nov. 28	at Northeast Louisiana
Dec. 1	FURMAN
Dec. 6	at Florida State
Dec. 10	ARKANSAS
Dec. 13	at Duke
Dec. 20	APPALACHIAN STATE
Dec. 22	at Georgia
Dec. 29-30	BAMA HOLIDAY CLASSIC (Missouri, Oral Roberts, Penn)
Jan. 3	MISSISSIPPI STATE
Jan. 7	at Kentucky
Jan. 10	VANDERBILT
Jan. 12	SOUTH CAROLINA
Jan. 14	LSU
Jan. 17	at Mississippi
Jan. 21	AUBURN
Jan. 24	at Tennessee
Jan. 28	at Florida
Jan. 31	GEORGIA
Feb. 4	at Mississippi State
Feb. 7	KENTUCKY
Feb. 11	at Vanderbilt
Feb. 14	at LSU
Feb. 18	MISSISSIPPI
Feb. 21	at Auburn
Feb. 25	TENNESSEE
Feb. 28	FLORIDA
Mar. 5-8	SEC Tournament

SERIES INFORMATION

Series Record: UK leads 76-25
First Meeting: 1922-23
Last Game: 1986, Atlanta, Ga. (NCAA) - UK 68, UA 63
Series Record in Lexington: UK leads 43-6
Series Record in Tuscaloosa: UK leads 20-14
Series Record at Other Sites: UK leads 13-5
Coach Sanderson's Record vs. Kentucky: 6-11

1986-87 ROSTER

Name	Pos.	Ht.	Wt.	Yr.	Ex	Hometown
Michael Ansley	F	6-7	215	So.	1L	Birmingham
Keith Askins	F	6-6	180	Fr.	HS	Athens
Jon Belk	F	6-8	218	Fr.	HS	Tampa, Fla.
Terry Coner	G	6-3	170	Sr.	3L	Birmingham
Bill DeVaughn	C	6-9	225	Fr.	RS	Birmingham
Craig Dudley	G/F	6-4	180	Jr.	2L	Gadsden
Jim Farmer	G/F	6-3	190	Sr.	3L	Dothan
Josh Gilbert	F	6-8	195	Fr.	HS	New Iberia, La.
Mark Gottfried	G	6-2	180	Sr.	2L	Mobile
James Jackson	G	5-11	167	Sr.	1L	Montgomery
Joe Hudson	G	6-3	177	Fr.	HS	Playa del Ray, Ca.
Derrick McKey	C	6-9	190	Jr.	2L	Meridian, Miss.
Scott Pierce	F	6-4	175	Jr.	Sq.	Tuscaloosa

THE OPPONENTS

TENNESSEE

GAME 11 — JAN. 10 — STOKELY CENTER
— KNOXVILLE, TN — 7:30 P.M.
GAME 21 — FEB. 11 — RUPP ARENA
— LEXINGTON, KY — 7:35 P.M. (UKTV-DELAYED)



GENERAL INFORMATION

Location: Knoxville, Tennessee
Founded: 1794
Enrollment: 26,158
President: Dr. Edward J. Boling
Chancellor: Dr. Jack E. Reese
Conference: Southeastern
Nickname: Volunteers or Vols
Colors: Orange and White
Arena: Stokely Athletics Center
Capacity: 12,700
Press Row Phone: (615) 974-1146
Athletic Director: Doug Dickey
Office Phone: (615) 974-4886
Sports Information Director: Haywood Harris
Office Phone: (615) 974-1212
Basketball Contact: Bud Ford
Office Phone: (615) 974-1212
Home Phone: (615) 922-1657
Publicity Assistant: Mark Whitworth
SID Mailing Address: UT SID Office, P.O. Box 47, Knoxville, Tenn. 37901
To Order Telephones: (615) 690-9010 (South Central Bell)

COACHING STAFF

Head Coach: Don DeVoe (Ohio State, 1964)
Record at Tennessee: 155-98 (8 years)
Career Record: 272-168 (15 years)
Basketball Office Phone: (615) 974-1206
Best Time to Reach Coach DeVoe: 11 a.m.-1 p.m., M-F
Assistant Coaches: Coleman Crawford (North Alabama, 1975); Jack Fertig (Upsala, 1970); Ray Schreiter (Wisconsin-LaCrosse, 1979)

VOLUNTEER OUTLOOK

1985-86 Record: 12-16
Conference Record and Finish: 5-13, (8th)
1985-86 Post Season Play: 0-1 (SEC)
Starters Lost: Rob Jones (6-7, C, 10.7, 7.7)
Starters Returning: Tony White (6-2, Sr., G, 22.2, 2.1); Fred Jenkins (6-4, Sr., G, 10.4, 3.3); Dryon Nix (6-7, So., F, 7.0, 4.3); Elvin Brown (6-5, So., G, 4.8, 2.3); Mark Griffin (6-8, So., F, 3.4, 2.0)
Top Newcomers: Greg Bell (6-2, G); Mike Coy (6-8, F); Ian Lockhart (6-7, F)



Don DeVoe



Tony White

1986-87 Schedule

Nov. 11	YUGOSLAVIAN NATIONAL
Nov. 28	APPALACHIAN STATE
Dec. 3	LOUISIANA TECH
Dec. 13	at Marquette
Dec. 19-20	VOLUNTEER CLASSIC (San Diego St. vs. UNCC) (Ball State vs. Tennessee)
Dec. 22	VMI
Dec. 27	SOUTHERN CALIFORNIA
Dec. 29-30	FLORIDA CITRUS CLASSIC (Tennessee vs. Central Fla.)
Jan. 3	at Vanderbilt
Jan. 7	LSU
Jan. 10	KENTUCKY
Jan. 14	at Auburn
Jan. 17	at Florida
Jan. 21	MISSISSIPPI STATE
Jan. 24	ALABAMA
Jan. 28	at Georgia
Jan. 31	MISSISSIPPI
Feb. 2	at Mississippi
Feb. 4	VANDERBILT
Feb. 7	at LSU (TV)
Feb. 11	at KENTUCKY
Feb. 14	AUBURN
Feb. 18	FLORIDA (TV)
Feb. 21	at Mississippi State
Feb. 25	at Alabama
Feb. 28	GEORGIA (TV)
Mar. 5-8	SEC Tournament

SERIES INFORMATION

Series Record: UK leads 106-53
First Meeting: 1909-10
Last Game: 1986, Knoxville - UK 62, UT 60
Series Record in Lexington: UK leads 61-13
Series Record in Knoxville: UK leads 36-35
Series Record at Other Sites: UK leads 9-4
Coach DeVoe's Record vs. Kentucky: 9-8

1986-87 ROSTER

Name	Pos.	Ht.	Wt.	Yr.	Ex	Hometown/High School
Sam Arterburn	F	6-6	200	Jr.	1L	Paducah, Ky. (Tilghman)
Greg Bell	G	6-2	175	Fr.	—	Belle, W.Va. (DuPont)
Elvin Brown	G	6-5	195	So.	1L	St. Thomas, V.I. (Elizabethton)
Mike Coy	F	6-8	205	Fr.	—	Tampa, Fla. (Tampa Catholic)
Mark Griffin	F	6-8	210	So.	1L	Union City (Union City)
Tyrone Harper	F	6-7	215	Sr.	2L	Nashville (Glencliff)
Ron Hausley	G	6-4	200	Jr.	1L	Marion, N.C. (McDowell)
Travis Henry	G	6-3	170	So.	1L	Knoxville (Karns)
Fred Jenkins	G	6-4	190	Sr.	3L	Columbia (Central)
Ian Lockhart	F	6-7	209	Fr.	—	Nassau, Bah. (Christian Acad.)
Dyron Nix	F	6-7	205	So.	1L	Fort Walton Beach, Fla. (High)
Anthony Richardson	F	6-6	195	Sr.	3L	Goldsboro, N.C. (Goldsboro)
Doug Roth	C	6-11	255	So.	1L	Knoxville (Karns)
Russ Spivey	G	6-2	175	So.	Sq.	McMinnville (Warren County)
Tony White	G	6-2	170	Sr.	3L	Charlotte, N.C. (Independence)

THE OPPONENTS

MISSISSIPPI STATE

GAME 12 — JAN. 12 — HUMPHREY COLISEUM
— STARKVILLE, MISS — 8:30 P.M.
GAME 18 — JAN. 31 — RUPP ARENA
— LEXINGTON, KY — 1:05 P.M. (SEC-TV)



GENERAL INFORMATION

Location: Starkville, Mississippi
Founded: 1878
Enrollment: 12,200
President: Dr. Donald W. Zacharias
Conference: Southeastern
Nickname: Bulldogs
Colors: Maroon and White
Arena: Humphrey Coliseum
Capacity: 10,000
Press Row Phone: (601) 325-3228
Athletics Director: Charlie Carr
Office Phone: (601) 325-2808
Sports Information Director: TBA
Office Phone: (601) 325-2703
SID Mailing Address: P.O. Drawer 5308, Mississippi State, MS 39762
To Order Telephones: (601) 960-3014

COACHING STAFF

Head Coach: Richard Williams (Miss. State, 1967)
Record at Mississippi State: First Year
Career Record: First Year:
Basketball Office Phone: (601) 325-3800
Best Time to Reach Coach: 11 a.m.- Noon
Assistant Coaches: John Brady (Belhaven, 1976); Duane Reboul (New Orleans, 1972); Julrus Smith (Morehouse, 1979)

BULLDOGS OUTLOOK

1985-86 Record: 8-22
Conference Record and Finish: 3-15 (10th)
1985-86 Post Season Play: None
Starters Lost: Chauncey Robinson (6-4, F, 14.0, 7.0); Ervin Dillon (6-8, F, 5.8, 3.5)
Starters Returning: Raymond Brown (6-9, Jr., C, 11.8, 5.7)l Greg Lockhart (6-2, So., G, 8.8, 1.2); Tracy Taylor (6-2, Sr., G, 6.8, 2.0)
Top Newcomers: Robert Woodard (6-3, 185, G/F); Maurice Ezzard (6-9, 170, G); Keith Kelly (6-7, 200, F)



Richard Williams



Tracy Taylor

1986-87 Schedule

Nov. 29	ILLINOIS WESLEYAN
Dec. 2	CHRISTIAN BROS. COLLEGE
Dec. 6	MISSISSIPPI COLLEGE
Dec. 10	WICHITA STATE
Dec. 13	DELTA STATE
Dec. 16	at Tennessee-Chattanooga
Dec. 26-29	at Far West Classic
Jan. 3	at Alabama
Jan. 7	at Florida
Jan. 10	AUBURN
Jan. 12	KENTUCKY
Jan. 14	OLE MISS
Jan. 17	at Georgia
Jan. 21	at Tennessee
Jan. 25	LSU
Jan. 28	VANDERBILT
Jan. 31	at Kentucky
Feb. 4	ALABAMA
Feb. 7	FLORIDA
Feb. 11	at Auburn
Feb. 14	at Ole Miss
Feb. 18	GEORGIA
Feb. 21	TENNESSEE
Feb. 25	at LSU
Feb. 28	at Vanderbilt
Mar. 5-8	SEC Tournament

SERIES INFORMATION

Series Record: UK leads 61-11
First Meeting: 1920-21
Last Game: 1986, Lexington - UK 88, MSU 62
Series Record in Lexington: UK leads 30-3
Series Record in Starkville: UK leads 22-7
Series Record at Other Sites: UK leads 9-1
Coach Williams' Record vs. Kentucky: First Meeting

1986-87 ROSTER

Name	No.	Pos.	Ht.	Wt.	Yr.	Ex.	Hometown/HighSchool
Bernard Ballard	10	G	6-1	180	So.	Sq.	College Park, Ga. (CPHS)
Anthony Blakeley	34	F	6-8	210	So.	1L	Gulfport, Miss. (GHS)
Reginald Boykin	12	G	6-2	170	So.	Sq.	Tunica, Miss. (Rosa Fort)
Raymond Brown	54	C	6-9	215	Jr.	2L	Atlanta, Ga. (Sylvan)
Tony Edmond		F	6-1	170	Fr.	–	Corinth, Miss. (CHS)
Maurice Ezzard		C	6-9	240	Fr.	–	Atlanta, Ga. (Sylvan)
Chris Hall	11	G	6-3	175	Jr.	1L	Cleburne, Texas (CHS)
Hubert Henderson	20	F	6-10	200	Jr.	2L	Atlanta, Ga. (Fulton)
Keith Kelly		F	6-7	200	Fr.	–	Slidell, La. (SHS)
Greg Lockhart	15	G	6-2	175	So.	1L	Memphis, Tenn. (East)
Mark Peters	32	G	6-4	195	Sr.	2L	Benton, Ill. (BHS)
Clyde Tables	21	G/F	6-5	210	So.	Sq.	Hickory Flat, MS (HFHS)
Tracy Taylor	24	G	6-2	175	Sr.	3L	Macon, Ga. (Southwest)
Robert Woodard		G/F	6-3	185	Fr.	--	Houlka, Miss. (HHS)

THE OPPONENTS

FLORIDA

GAME 13 — JAN . 14 — RUPP ARENA
— LEXINGTON, KY — 7:35 P.M. (UKTV-DELAYED)
GAME 22 — FEB. 14 — O'CONNELL CENTER
— GAINESVILLE, FLA. — 1:05 P.M. (SEC-TV)

GENERAL INFORMATION

Location: Gainesville, Florida
Founded: 1853
Enrollment: 37,500
President: Marshall M. Criser
Conference: Southeastern
Athletics Director: TBA
Office Phone: (904) 392-0664
Sports Information Director: John Humenik
Office Phone: (904) 392-0644
Home Phone: (904) 377-1908
Basketball Contact: Mike McCall
Office Phone: (904) 392-0644
Home Phone: (904) 332-3144
Nickname: Gators
Colors: Orange and Blue
Arena: O'Connell Center
Capacity: 12,000
Press Row Phone: (904) 392-5530/392-2434
SID Mailing Address: Sports Information Office, Univ. of Florida Athletic Dept. P.O. Box 14485, Gainesville, FL 32604-2485
To Order Telephones: Telephone line provided for visiting SEC broadcasters. Other requests, 1-800-342-9689 (Southern Bell)

COACHING STAFF

Head Coach: Norm Sloan (North Carolina State, 1951)
Record at Florida: 168-158 (12 years, 1960-66/1980-86)
Career Record: 560-359 (33 years)
Basketball Office Phone: (904) 392-0664
Best Time to Reach Coach Sloan: Weekday Mornings
Associate Head Coach: Monte Towe (North Carolina State, 1975)
Assistant Coaches: Kenny McCraney (Florida, 1982); Phil Wever (North Carolina, 1984)

GATORS OUTLOOK

1985-86 Record: 19-14
Conference Record and Finish: 10-8 (4th)
1985-86 Post Season Play: 3-2 (NIT Final Four)
Starters Lost: None
Starter Returning: Vernon Maxwell (6-4, Jr., G, 19.6, 4.5); Ronnie Montgomery (6-0, Jr., G, 5.0, 2.3); Andrew Moten (6-0, Sr., G, 16.9, 3.9); Joe Lawrence (6-6, Sr., F, 10.4, 3.4); Kenny McClary (6-7 Jr., F, 5.6, 5.6)
Top Newcomers: Dwayne Schintzius (7-1, C)



Norm Sloan



Andrew Moten

1986-87 Schedule

Nov. 28	at Florida State
Dec. 1	at Stetson
Dec. 2	WESTERN CAROLINA
Dec. 4	SMU at Pensacola
Dec. 8 or 10	CENTRAL FLORIDA
Dec. 13	at South Florida
Dec. 16 or 17	LOUISIANA STATE
Dec. 19-20	GATOR BOWL TOURNEY (Jacksonville, Oklahoma State, Virginia Tech)
Dec. 27-30	RAINBOW CLASSIC (Hawaii, Ohio State, Kansas, Arkansas, California, Pittsburgh Wisconsin)
Jan. 3	at Georgia
Jan. 7	MISSISSIPPI STATE
Jan. 10	at Mississippi
Jan. 14	at Kentucky
Jan. 17	TENNESSEE
Jan. 21	at Louisiana State
Jan. 24	VANDERBILT
Jan. 28	ALABAMA
Jan. 31	at Auburn
Feb. 4	GEORGIA
Feb. 7	at Mississippi State
Feb. 9	AUBURN
Feb. 11	MISSISSIPPI
Feb. 14	KENTUCKY
Feb. 18	at Tennessee
Feb. 21	MIAMI
Feb. 25	at Vanderbilt
Feb. 28	at Alabama
Mar. 5-8	SEC Tournament

SERIES INFORMATION

Series Record: UK leads 53-14
First Meeting: 1926-27
Last Game: 1986, Lexington - UK 80, UF 69
Series Record in Lexington: UK leads 24-3
Series Record in Gainesville: UK leads 21-9
Series Record at Other Sites: UK leads 8-2
Coach Sloan's Record vs. Kentucky: 4-21

1986-87 ROSTER

Name	No.	Pos.	Ht.	Wt.	Yr.	Hometown/High School
Patrick Aaron	10	G	6-5	180	Fr.	Montgomery, AL (Jefferson Davis)
Chris Capers	22	F	6-6	190	So.	Jacksonville, FL (Ribault)
Rollie Castineyra	44	G	6-4	190	Sr.	Miami, FL (Pace)
Reed Crafton	20	G	5-10	160	So.	Indianapolis, Ind (Lawrence North)
Melvin Jones	34	F	6-5	185	Sr.	Pahokee, FL (Cisco JUCO, TX)
Joe Lawrence	4	F	6-6	195	Sr.	Crestview, FL (Crestview)
Pat Lawrence	3	F	6-7	195	Jr.	Crestview, FL (Crestview)
Clifford Lett	23	G	6-3	175	So.	Pensacola, FL (Pensacola)
Vernon Maxwell	11	G	6-4	180	Jr.	Gainesville, FL (Buchholz)
Kenny McClary	21	F	6-7	210	Jr.	Ft. Lauderdale, FL (Ft. Lauderdale)
Ronnie Montgomery	00	G	6-0	170	Jr.	Jacksonville, FL (Ribault)
Andrew Moten	5	G	6-0	170	Sr.	Quincy, FL (Shanks)
Dwayne Schintzius	33	C	7-1	225	Fr.	Brandon, FL (Brandon)

THE OPPONENTS

LSU





GAME 14 — JAN. 18 — RUPP ARENA
— LEXINGTON, KY — 2:05 P.M. (ABC-TV)
GAME 24 — FEB. 21 — ASSEMBLY CENTER
— BATON ROUGE, LA. — 1:05 P.M. (NBC-TV)

GENERAL INFORMATION

Location: Baton Rouge, La.
Founded: 1860
Enrollment: 30,000
President: Dr. James H. Wharton
Conference: Southeastern
Athletic Director: Robert E. Brodhead
Office Phone: (504) 388-2187
Sports Information Director: Jamie Kimbrough
Office Phone: (504) 388-8226
Home Phone: (504) 766-8656
Basketball Contact: Ed Atlas
Office Phone: (504) 388-8226
Home Phone: (504) 767-2165
Nickname: Fighting Tigers
Colors: Purple and Gold
Arena: Assembly Center
Capacity: 14,236
Press Row Phone: (504) 388-8226
SID Mailing Address: LSU Sports Information, P.O. Drawer V, Baton Rouge, LA 70894-9008
To Order Telephones: Contact Willie Williamson of South Central Bell at (504) 769-8746. Courtesy lines are provided for visiting SEC broadcast crews.

COACHING STAFF

Head Coach: Dale Brown (Minot State, 1957)
Record at LSU: 257-152 (14 years)
Career Record: 257-152 (14 years)
Basketball Office Phone: (504) 388-8217
Best Time to Reach Brown: Weekdays before 2 p.m.
Associate Coach: Ron Abernathy (Morehead State, 1972)
Assistant Coach: Johnny Jones (LSU, 1985)
Administrative Assistant: Bo Bahnsen (LSU, 1982)

TIGER OUTLOOK

1985-86 Record: 26-12
Conference Record and Finish: 9-9 (5th, Tied)
1985-86 Post Season Play: 4-1 (NCAA)
Starters Lost: John Williams (6-8, F, 17.8, 8.5); Derrick Taylor (6-0, 13.8, 1.7, 3.8); Don Redden (6-6, F, 13.0, 4.8, 2.7)
Starters Returning: Anthony Wilson (6-5, G, 9.6, 2.9, 1.3); Ricky Blanton (6-7, C, 6.3, 4.9, 1.0)
Top Newcomers: Fess Irvin (5-11, 165, G); Wayne Sims (6-7, 220, F); Ben McDonald (6-6, 205, F); Parker Griffith (5-11, 165, G); Darryl Joe (6-2, 175, G); Paulo Simoes (6-3, 185, G)


Dale Brown


Anthony Wilson

1986-87 Schedule

Nov. 21-29	COCA-COLA NIT CLASSIC
Dec. 6	at McNeese State
Dec. 14	GEORGIA TECH
Dec. 16	at Florida
Dec. 19-20	LSU INVITATIONAL (Northwestern St. vs New Orleans; LSU vs. Hardin-Simmons)
Dec. 22	VANDERBILT
Dec. 29-31	SEASIDER CLASSIC (LSU, BYU-Hawaii, Dennison, West Virginia St., Illinois at Chicago, Concordia)
Jan. 5	at Mississippi
Jan. 7	at Tennessee
Jan. 10	GEORGIA
Jan. 12	at Oklahoma
Jan. 14	at Alabama
Jan. 18	at Kentucky
Jan. 21	FLORIDA
Jan. 24	WESTERN KENTUCKY
Jan. 25	at Mississippi State
Jan. 28	AUBURN
Jan. 31	at Vanderbilt
Feb. 4	MISSISSIPPI
Feb. 7	TENNESSEE
Feb. 9	NORTHERN ARIZONA
Feb. 11	GEORGIA
Feb. 14	ALABAMA
Feb. 21	KENTUCKY (NBC-TV)
Feb. 25	MISSISSIPPI STATE
Mar. 1	at Auburn
Mar. 5-8	SEC Tournament

SERIES INFORMATION

Series Record: UK leads 56-13
First Meeting: 1932-33
Last Game: 1986, Atlanta (NCAA) - LSU 59, UK 57
Series Record in Lexington: UK leads 27-2
Series Record in Baton Rouge: UK leads 19-9
Series Record at Other Sites: UK leads 10-2
Coach Brown's Record vs. Kentucky: 12-20

1986-87 ROSTER

Name	No.	Pos.	Ht.	Wt.	Yr.	Ex	Hometown/High School
Ricky Blanton	33	C.	6-7	228	Jr.	2L	Miami, Fla (Killian)
Dennis Brown	21	G	6-1	169	Jr.	2L	Baton Rouge, La (Woodlawn)
Oliver Brown	31	G/F	6-6	201	Sr.	3L	Baton Rouge, La (University)
Neboisha Bukumirovich	20	G	6-4	183	Jr.	2L	Belgrade, Yugoslavia (Medical)
Ocie Conley	15	G	6-3	189	Jr.	2L	Marianna, Ark. (Lee)
Parker Griffith	10	G	5-11	165	Fr.	HS	Huntsville, Ala. (Huntsville)
Fess Irvin	4	G	5-11	165	Fr.	HS	Gonzales, La. (East Ascension)
Darryl Joe	12	G	6-2	175	Jr.	JC	Dallas, Tx. (Oak Hills, Panola JC)
Zoran Jovanovich	45	C	7-1	247	Jr.	2L	Belgrade, Yugoslavia (Fifth)
Ben McDonald	42	F	6-6	205	Fr.	HS	Denham Springs, La. (High)
Paulo Simoes		G	6-3	185	Fr.	HS	Baton Rouge, (Christian Life Acad.)
Wayne Sims	44	F	6-7	220	Fr.	HS	DeRidder, La. (DeRidder)
Jose Vargas	43	C	6-10	226	Jr.	2L	LaRomana, D.R. (Evangelico Cen.)
Anthony Wilson	11	G	6-5	196	Sr.	3L	Plain Dealing, La. (Plain Dealing)
Edwin Wilson	14	G	5-10	150	Jr.	1L	Lake Charles, La. (La Grange)
Nikita Wilson	41	F	6-8	204	Sr.	3L	Leesville, La. (Leesville)
Bernard Woodside	30	G/F	6-6	200	Jr.	1L	Hempstead, N.Y. (St.Agnes)

THE OPPONENTS

VANDERBILT

GAME 15 — JAN. 21 — MEMORIAL GYMNASIUM
— NASHVILLE, TENN. — 7:35 P.M. (SEC-TV)
GAME 23 — FEB. 18 — RUPP ARENA
— LEXINGTON, KY — 7:35 P.M.



GENERAL INFORMATION

Location: Nashville, Tennessee
Founded: 1873
Enrollment: 8,649
Chancellor: Joe B. Wyatt
Conference: Southeastern
Nickname: Commodores
Colors: Black and Gold
Arena: Memorial Gymnasium
Capacity: 15,626
Press Row Phone: (615) 320-0436
Athletic Director: Roy Kramer
Office Phone: (615) 322-4831
Sports Information Director: Lew Harris
Office Phone: (615) 322-4121
Home Phone: (615) 356-6190
Basketball Contact: Assistant SID Tony Neely
Office Phone: (615) 322-4051
Home Phone: (615) 883-9146
SID Mailing Address: Vanderbilt Athletic Dept., P.O. Box 120158, Nashville, TN 37212
To Order Telephones: (615) 782-7050 (South Central Bell)

COACHING STAFF

Head Coach: Charles Martin "C.M." Newton (Kentucky, 1952)
Record at Vanderbilt: 72-74 (5 years)
Career Record: 452-334 (29 years)
Basketball Office Phone: (615) 322-6530
Best Time to Reach Coach Newton: 10 a.m.-noon
Assistant Head Coach: John Bostick (Florence State, 1957)
Assistant Coaches: Ed Martin (North Carolina A&T, 1951); Al Walter (Samford, 1975); Mike Petrone (Austin Peay, 1969)

COMMODORE OUTLOOK

1985-86 Record: 13-15
Conference Record and Finish: 7-11 seventh
1985-85 Post Season Play: 0-1 (SEC Tournament)
Starters Lost: Brett Burrow (6-10, C, 13.2, 5.8); Jeff Gary (6-4, G, 10.9, 2.2); Darrell Dulaney (6-0, G, 9.9, 3.4)
Starters Returning: Steve Reece (6-0, F, 6.2, 3.8); Glen Clem (6-6, G/F, 5.6, 2.5)
Top Newcomers: Scott Draud (6-2, 175, G); Eric Reid (6-8, 205, F); Derrick Wilcox (6-0, 160, G)



C.M. Newton



Steve Reece

1986-87 Schedule

Nov. 28-30	HAWAIIAN AIRLINES SILVERSWORD TOURNAMENT (Chaminade, UNCC, VCU, Arkansas State, Missouri, Cal State-Long Beach, New Mexico)
Dec. 3	UT CHATTANOOGA
Dec. 6	at Duke
Dec. 9	INDIANA
Dec. 13	at Pennsylvania
Dec. 19-20	MUSIC CITY TOURNAMENT (Kansas State, Illinois St., Tenn. Tech)
Dec. 22	at LSU
Dec. 28	SUGAR BOWL TOURNAMENT (Houston, S. Carolina, Villanova)
Jan. 3	TENNESSEE
Jan. 7	OLE MISS
Jan. 10	at Alabama
Jan. 14	at Georgia
Jan. 17	AUBURN
Jan. 21	KENTUCKY
Jan. 24	at Florida
Jan. 28	at Mississippi State
Jan. 31	LSU
Feb. 4	at Tennessee
Feb. 6	NOTRE DAME
Feb. 9	at Ole Miss
Feb. 11	ALABAMA
Feb. 14	GEORGIA
Feb. 18	at Kentucky
Feb. 23	at Auburn
Feb. 25	FLORIDA
Feb. 28	MISSISSIPPI STATE
Mar. 5-8	at SEC TOURNAMENT

SERIES INFORMATION

Series Record: UK leads 96-29
First Meeting: 1911-12
Last Game: 1986, Lexington - UK 73, VU 65
Series Record in Lexington: UK leads 51-12
Series Record in Nashville: UK leads 41-14
Series Record at Other Sites: UK leads 4-3
Coach Newton's Record vs. Kentucky: 7-28

1986-87 ROSTER

Name	No.	Pos.	Ht.	Wt.	Yr.	Ex.	Hometown/High School
Bud Adams	22	F	6-6	200	So.	1L	Atlanta, Ga. (Pace)
Barry Booker	4	G	6-3	187	So.	1L	Franklin, Tenn. (Battle Ground Acad.)
Glen Clem	24	G/F	6-6	198	Sr.	3L	Jasper, Ala. (Walker)
Scott Draud	13	G	6-2	175	Fr.	HS	Crestview Hills, Ky. (Highlands)
Barry Goheen	12	G	6-3	164	So.	1L	Calvert City, Ky. (Marshall County)
Sydney Grider	10	G	6-2	172	Fr.	Sq	Nashville, Tenn. (Father Ryan)
Frank Kornet	34	F	6-8	206	So.	1L	Lexington, Ky. (Catholic)
Randy Neff	40	F/C	6-7	217	Sr.	1L	Smyrna, Tenn. (Aquinas Junior Col.)
Will Perdue	32	C	6-11	230	Jr.	2L	Merritt Island, Fla. (Merritt Island)
Steve Reece	33	F/C	6-9	223	Sr.	3L	Lawrenceville, Ga. (Central Gwinnett)
Eric Reid	52	F	6-8	205	Fr.	HS	Macon, Ga. (Central)
Chip Rupp	21	F	6-6	189	Fr.	Sq	Lexington, Ky. (Henry Clay)
Derrick Wilcox	3	G	6-0	160	Fr.	HS	Louisville, Ky. (Pleasure Ridge Park)

THE OPPONENTS

NAVY

GAME 16 — JAN. 25 — RUPP ARENA — LEXINGTON, KY — 2:05 P.M. (ABC-TV)





GENERAL INFORMATION

Location: Annapolis, MD
Nickname: Mids, Midshipmen
Founded: Oct. 10, 1845
Colors: Navy Blue and Gold
Enrollment: 4,500
Arena: Halsey Field House
President: TBA
Capacity: 5,000
Conference: Colonial Athletic Association
Press Row Phone: (301) 263-6226
Athletics Director: J.O. Coppedge
Office Phone: (301) 268-6220
Sports Information Director: Tom Bates
Office Phone: (301) 268-6226
Home Phone: (301) 647-5977
Basketball Contact: Vince Benigni, Asst. SID (301) 268-6226
Office Phone: (301) 269-6779
Home Phone: (301) 268-5675
SID Mailing Address: 116 Ricketts Hall, U.S. Naval Academy, Annapolis, MD 21402
To Order Telephones: Contact Vince Benigni, Basketball SID

COACHING STAFF

Head Coach: Pete Herrmann (Geneseo State, 1970)
Record at Navy: First Year
Career at Navy: First Year
Basketball Office Phone: (301) 267-3685
Best Time to Reach Coach Herrmann: mornings
Assistant Coaches: John Fitzpatrick (Bowling Green, 1980); Dave Laton (UNC-Greensboro, 1977); Emmett Davis (St. Lawrence, 1981)

MIDSHIPMEN OUTLOOK

1985-86 Record: 30-5
Conference Record and Finish: 13-1, first
1985-86 Post Season Play: 3-0, CAA Tourney; 3-1 (NCAA)
Starters Lost: Vernon Butler (6-7, F, 16.4, 7.4); Kylor Whitaker (6-6, G, 13.0, 1.9)
Starters Returning: David Robinson (6-11, C, 22.7, 13.0, Sr.); Doug Wojcik (6-1, G, 5.3, 2.2, Sr.); Carl Liebert (6-6, F, 4.9, 3.6, Sr.)
Top Newcomers: Byron Hopkins (6-8, 185, F); Matt Nordmann (6-4, 190, G)



Pete Hermann



David Robinson

1986-87 Schedule

Nov. 22	TIP-OFF CLASSIC Navy vs. North Carolina State
Nov. 28-29	CUTLASS CLASSIC (Navy vs. Utica, Michigan State vs. Eastern Michigan)
Dec. 5	YALE
Dec. 8	ST. LEO
Dec. 27-29	RUNNIN' REBEL CLASSIC (Navy vs. Old Dominion, UNLV vs. Idaho State
Jan. 3	UNC-WILMINGTON
Jan. 5	EAST CAROLINA
Jan. 8	RICHMOND
Jan. 10	at James Madison
Jan. 12	at George Mason
Jan. 14	at Lafayette
Jan. 17	AMERICAN
Jan. 19	DELAWARE
Jan. 21	at Drexel
Jan. 23	WILLIAM & MARY
Jan. 25	at Kentucky
Jan. 31	at UNC-Wilmington
Feb. 2	at East Carolina
Feb. 5	JAMES MADISON
Feb. 7	MIAMI at Balt. Civic Center
Feb. 9	GEORGE MASON
Feb. 11	UMBC
Feb. 14	at American
Feb. 16	at William & Mary
Feb. 21	ARMY
Feb. 24	at Richmond
Feb. 28-Mar. 2	CAA TOURNAMENT at Hampton, VA

SERIES INFORMATION

Series Record: UK leads 2-1
First Meeting: 1927-28
Last game: 1969, Lexington (UKIT) - UK 73, Navy 59
Series Record in Lexington: UK leads 2-0
Series Record in Annapolis: Navy leads 1-0

1986-87 ROSTER

Name	No.	Pos.	Ht.	Wt.	Cl	Ex.	Hometown/High School
Nathan Bailey	32	F	6-6	191	So.	1L	S. Weymouth, Ma (Weymouth Sou.)
Rich Brennan	34	G	6-0	165	So.	1L	Pittsburgh, PA (Chartiers Valley)
Neal Fenton	4	G	6-0	160	So.	1L	Latrobe, PA (Greater Latrobe)
Bobby Jones	12	G	6-2	160	So.	1L	Temple Hills, MD (St. John's Col.)
Carl Liebert	40	F	6-6	205	Sr.	2L	Floyd Knobs, IN (Floyd Central)
Carey Manhertz	30	F	6-7	185	Sr.	2L	Bronx, NY (Mt. St. Michael)
Craig Prather	44	F	6-5	190	So.	1L	Bronx, NY (Dalton School)
Cliff Rees	44	G	6-4	180	Jr.	2L	Ellicott City, MD (Mt. Hebron)
David Robinson	50	C	6-11	230	Sr.	3L	Woodbridge, VA (Osbourn Park)
Derric Turner	24	F	6-6	195	So.	1L	Burke, VA (Lake Braddock)
Doug Wojcik	10	G	6-1	181	Sr.	2L	Wheeling, WV (Central Catholic)
Steve Carroll		G	6-0	160	Fr.	—	Springfield, VA (Robert E. Lee)
Andy Gentry		F	6-7	210	Fr.	—	Wyomissing, PA (High)
Henry Guy		F	6-7	190	Fr.	—	Ewell, MD (Crisfield)
Byron Hopkins		F	6-8	185	Fr.	—	Chicago, IL (Corliss)
Matt Nordmann		G	6-4	190	Fr.	—	Willamstown, MI (High)
Rich Reynolds		F	6-7	220	Fr.	—	Holland Patent, NY (Central)

THE OPPONENTS

MISSISSIPPI





GAME 17 — JAN. 28 — TAD SMITH COLISEUM
— OXFORD, MISS. — 8:30 P.M.
GAME 26 — FEB. 28 — RUPP ARENA
— LEXINGTON, KY — 7:35 P.M. (UKTV-DELAYED)

GENERAL INFORMATION

Location: Oxford, Mississippi
Founded: November 6, 1848
Enrollment: 10,452
Chancellor: Dr. R. Gerald Turner
Conference: Southeastern
Athletic Director: Warner Alford
Office Phone: (601) 232-7241
Sports Information Director: Langston Rogers
Office Phone: (601) 232-7522
Home Phone: (601) 236-3535
Basketball Contact: Joey Howard
Office Phone: (601) 232-7522
Home Phone: (601) 234-0503
SID Mailing Address: Ole Miss SID Office, P.O. Box 217, University, MS 38677
To Order Telephones: (601) 960-3014 (South Central Bell)

Nickname: Rebels
Colors: Cardinal Red & Navy Blue
Arena: C.M. "Tad" Smith Coliseum
Capacity: 9,000
Press Row Phone: (601) 236-1931

COACHING STAFF

Head Coach: Ed Murphy (Hardin Simmons, 1964)
Record at Ole Miss: First Year
Career Record: 144-83 (8 seasons)
Basketball Office Phone: (601) 232-7534
Best Time to Reach Coach: TBA
Assistant Coaches: Dave Loos (Memphis State, 1970); Maurice Harrell (King College, 1976); Lawrence Smithmeir (Tennessee-Martin, 1969)

REBELS OUTLOOK

1985-86 Record: 12-17
Conference Record and Finish: 4-14, 9th
1985-86 Post Season Play: 1-1 in SEC Tournament
Starters Lost: Curtis Ritchwood (6-6, F, 13.3, 7.5); Derek Horne (6-7, C, 2.8, 3.9)
Starters Returning: Eric Smith (6-6, Sr., F, 17.5, 6.8) Roderick Barnes (6-1, Jr., G, 10.2, 2.7); Joe Ayers (6-5, Sr., G, 8.4, 2.6)
Top Newcomers: Watkins Singletary (6-6, 205, F); Paul Horn (6-8, 200, F); Mike Jones (6-1, 170, G)



Ed Murphy



Eric Smith

1986-87 Schedule

Nov. 24	SPIRIT EXPRESS (EXH)
Nov. 29	WASHINGTON (ST.LOUIS)
Dec. 3	ARKANSAS
Dec. 6	at North Texas State
Dec. 9	JACKSON STATE
Dec. 13	SOUTHEASTERN LOUISIANA
Dec. 20	MISSISSIPPI COLLEGE
Dec. 27-28	at HOLIDAY CLASSIC BOWL (UM-Arizona State; Manhattan-San Diego State)
Jan. 5	LSU
Jan. 7	at Vanderbilt
Jan. 10	FLORIDA
Jan. 14	at Mississippi State
Jan. 17	ALABAMA
Jan. 21	GEORGIA
Jan. 24	at Auburn
Jan. 28	KENTUCKY
Jan. 31	at Tennessee
Feb. 2	TENNESSEE
Feb. 4	at LSU
Feb. 9	VANDERBILT
Feb. 11	at Florida
Feb. 14	MISSISSIPPI STATE
Feb. 18	at Alabama
Feb. 21	at Georgia
Feb. 25	AUBURN
Feb. 28	at Kentucky
Mar. 4-7	SEC TOURNAMENT

SERIES INFORMATION

Series Record: UK leads 69-5
First Meeting: 1924-25
Last Game: 1986, Lexington (SEC) - UK 95, UM 69
Series Record in Lexington: UK leads 44-1
Series Record in Oxford: UK leads 18-3
Series Record at Other Sites: UK leads 7-1

1986-87 ROSTER

Name	No.	Pos.	Ht.	Wt.	Yr.	Ex	Hometown/High School
Bo Allen	41	F	6-8	190	Fr.	HS	Memphis, TN (Memphis Univ. School)
Joe Ayers	31	G	6-5	193	Sr.	3L	Birmingham, AL (John Carroll)
Roderick Barnes	12	G	6-1	156	Jr.	2L	Satartia (Bentonia)
Joe Coleman	11	G	6-1	180	Jr.	2L	Jackson (Forest Hill)
Paul Horn	21	F/C	6-8	200	Jr.	JC	Anaheim, CA (Cypress Calif. CC)
Mike Jones		G	6-1	170	Fr.	HS	Valparaiso, IN (High)
Keith Kessinger	20	G	6-2	160	So.	1L	Memphis, TN (Briarcrest)
Ronnie Miller	23	G	6-1	170	Jr.	JC	Hernando (Northwest Miss. JC)
Charles Prater	34	G/F	6-4	185	Jr.	JC	Columbus, OH (NE Oklahoma JC)
Todd Robinson	40	C	6-9	210	Jr.	1L	Norwalk, OH (Western Reserve)
Ronnie Sims	35	C	6-9	215	Sr.	1L	Memphis, TN (Shelby State CC)
Watkins Singletary		F	6-6	205	Jr.	JC	Manhattan, NY (Butler Co. Kan. CC)
Eric Smith	42	F	6-6	220	Sr.	1L	Champain-Unbana, IL (Butler Co. CC)
Clint Stegall	50	F/C	6-8	200	Fr.	RS	Dallas, GA (Paulding County)
Bruce Tranbarger	44	F	6-7	230	Jr.	2L	Kingsport, TN (Dobyns-Bennett)

THE OPPONENTS

OKLAHOMA

GAME 27 — MAR. 1 — RUPP ARENA — LEXINGTON, KY
— NOON (CBS-TV)



GENERAL INFORMATION

Location: Norman, Oklahoma
Founded: 1890
Enrollment: 21,000
President: Dr. Frank E. Horton
Conference: Big Eight
Nickname: Sooners
Colors: Crimson and Cream
Arena: Lloyd Noble Center
Capacity: 10,871
Sports Information Director: Mike Treps
Office Phone: (405) 325-8225
Home Phone: (405) 364-9392
Basketball Contact: Larry McAlister
Office Phone: (405) 325-8227
SID Mailing Address: Univ. of Oklahoma; Norman, OK 73019

COACHING STAFF

Head Coach: Billy Tubbs (Lamar)
Record at Oklahoma: 141-58 (6 years)
Career Record: 247-126 (12 years)
Assistant Coaches: Jim Kerwin (Tulane, 1964); Mike Mims (Central Oklahoma, 1969); Mike Anderson (East Central Okla. State, 1980)

SOONERS OUTLOOK

1985-86 Record: 26-9
Conference Record and Finish: 8-6
1985-86 Post Season Play: 1-1 (NCAA)
Starters Lost: Anthony Bowie (6-6, F/G, 13.3, 4.6); Linwood Davis (5-11, G, 7-9, 2.4)
Starters Returning: David Johnson (6-7, Sr., F, 14.3, 6.9); Darryl Kennedy (6-5, Sr., F, 21.0, 8.2); Tim McAlister (6-3, Sr., G, 18.2, 4.8)
Top Newcomers: Ricky Grace (6-1, 170, G); Terrence Mullins (6-4, 190, G); Rodney Samuel (6-5, 190, G); Harvey Grant (6-9, 200, F)



Billy Tubbs



Darryl Kennedy

1986-87 Schedule

Nov. 6	USSR (National Team)
Nov. 21	NIT - BRIGHAM YOUNG
Nov. 24-29	Opponent TBA
Dec. 2	TEXAS A&M
Dec. 6	TEXAS - ARLINGTON
Dec. 10	at Texas
Dec. 13	FLORIDA STATE
Dec. 20	COLORADO STATE
Dec. 26-27	at ALL COLLEGE TOURNAMENT (Creighton, Oklahoma State, TCU)
Jan. 2-3	SOONER INVITATIONAL (Arkansas State, Chicago State, McNeese)
Jan. 10	at Missouri
Jan. 12	at Louisiana State
Jan. 15	KANSAS
Jan. 17	NEVADA - LAS VEGAS
Jan. 21	OKLAHOMA STATE
Jan. 24	at Kansas State
Jan. 27	at Colorado
Jan. 29	IOWA STATE
Jan. 31	at North Carolina State
Feb. 4	at Nebraska
Feb. 7	MISSOURI
Feb. 11	at Oklahoma State
Feb. 14	at Kansas
Feb. 18	COLORADO
Feb. 21	NEBRASKA
Feb. 24	at Iowa State
Feb. 27	KANSAS STATE
Mar. 1	at Kentucky
Mar. 5-7	at BIG EIGHT TOURNAMENT

SERIES INFORMATION

Series Record: UK leads 1-0
First Meeting: 1946-47

1986-87 ROSTER

Name	No.	Pos.	Ht.	Wt.	Yr.	Ex.	Hometown/HighSchool
Ricky Grace	14	G	6-1	175	Jr.	TR	Dallas, TX/Wilmer-Hutchins
Harvey Grant	25	F/C	6-9	200	Jr.	TR	Sparta, GA/High
David Johnson	55	F/C	6-7	240	Sr.	3L	Kansas City, KS/Wyandotte
Darryl Kennedy	30	F	6-5	215	Sr.	3L	Oklahoma City/Northwest
Stacey King	33	C	6-10	220	So.	—	Lawton/High
Anthony Martin	50	F	6-8	220	So.	1L	Los Angeles, CA/Manual Arts
Tim McCalister	32	G	6-3	185	Sr.	3L	Gary, IN/West Side
Terrence Mullins	24	G	6-4	185	Fr.	—	San Francisco, CA/Riordan
Conley Phipps	20	G	6-3	185	So.	1L	Cleveland/High
Ron Roberts	23	F	6-8	225	Sr.	1L	Union City, NJ/Memorial
Rodney Samuel	11	G	6-5	185	Fr.	—	Dallas, TX/South Oak Cliff
Dave Sieger	44	F	6-6	205	Jr.	2L	San Bernardino, CA/San Gorgonio
Chuck Watson	40	F	6-7	220	Sr.	3L	Indianapolis, IN/Warren Central

THE CATS ON THE ROAD

1986-87 BASKETBALL TEAM HEADQUARTERS

INDIANA — DECEMBER 6, 1986
Holiday Inn - Bloomington, 2601 N. Walnut Street, 47401
812/332-9453

LOUISVILLE — DECEMBER 27, 1986
Executive Inn, 830 Phillips Lane, 40209
502/367-6161

GEORGIA AT LOUISVILLE — DECEMBER 30, 1986
Executive Inn, 830 Phillips Lane, 40209
502/367-6161

AUBURN — JANUARY 3, 1987
Auburn Conference Center & Motor Lodge
1577 S. College St., 36830
205/821-7001

TENNESSEE — JANUARY 10, 1987
Holiday Inn - World's Fair - Knoxville
525 Henley Street, 37902
615/522-2800

MISS. STATE — JANUARY 12, 1987
Holiday Inn - Starkville
Highway 12 at Montgomery St., 39759
601/323-6161

VANDERBILT — JANUARY 21, 1987
Marriott - Nashville
One Marriott Drive, 37210

MISSISSIPPI — JANUARY 28, 1987
Holiday Inn - Oxford, 400 N. Lamar, 38655
601/234-3031

ALABAMA — FEBRUARY 7, 1987
Sheraton Capstone Inn, Tuscaloosa, Paul Bryant Drive, 35402
205/752-3200

FLORIDA — FEBRUARY 14, 1987
Holiday Inn West - Gainesville
7417 N.W. 8th Avenue, 32605
904/371-3333

LSU — FEBRUARY 21, 1987
Embassy Suites - Baton Rouge
4914 Constitution Avenue, 70808
504/924-6566

GEORGIA — FEBRUARY 25, 1987
Ramada Inn - Athens, 513 Broad Street, 30601
404/546-8122

S.E.C. TOURNAMENT IN ATLANTA, GA.
MARCH 5-8, 1987
Hyatt Regency Atlanta - Atlanta
Peachtree Center, 30371
404/577-1234

MEET OUR LINE-UP...



CONRAD Chevrolet Jeep RENAULT
2800 Richmond Rd. Lexington Ph (606) 269-4321

SCORES VS. ALL OPPONENTS

Date	Ky.	Opp.
ADVENT MEM. (0-1)		
1-18-09 (A)	**27**	**41**
AIRFORCE (1-0)		
12-17-65 (H)	78	58
AKRON (2-0)		
1-16-37 (CIN)	32	22
11-28-81 (H)	83	64
ALABAMA (76-25)		
1-25-23 (H)	**35**	**45**
2-5-25(A)	**15**	**24**
2-1-26 (H)	27	16
1-25-29 (H)	**26**	**27**
2-8-32 (H)	50	22
2-13-33 (N)	35	21
2-1-34 (N)	33	28
2-8-34 (H)	26	21
2-1-35 (N)	33	26
2-11-35 (H)	25	16
2-3-36 (A)	32	30
2-7-36 (H)	40	34
2-1-37 (N)	38	27
2-10-37 (H)	**31**	**34**
1-31-38 (N)	57	31
2-12-38 (H)	27	21
1-28-39 (N)	**38**	**41**
2-1-39 (H)	45	27
1-28-40 (N)	**32**	**36**
2-10-40 (H)	46	18
2-3-41 (A)	38	36
2-8-41 (H)	46	38
3-1-41 (SEC)	39	37
2-2-42 (A)	**35**	**41**
2-9-42 (H)	50	34
3-1-42 (SEC)	36	34
1-30-43 (A)	**32**	**41**
2-6-43 (H)	67	41
3-3-45 (SEC)	52	41
3-2-46 (SEC)	59	30
2-3-47 (A)	48	37
2-17-47 (H)	63	33
2-5-48 (A)	41	31
2-16-48 (H)	63	33
2-2-49 (A)	56	40
2-14-49 (H)	74	32
2-5-50 (A)	66	64
2-13-50 (H)	77	57
1-13-51 (H)	65	48
1-26-52 (A)	71	67
3-1-54 (A)	68	43
2-28-55 (H)	66	52
2-25-56 (N)	**77**	**101**
2-23-57 (H)	79	60
2-22-58 (N)	*45	43
2-23-59 (H)	39	32
2-22-60 (N)	75	55
2-25-61 (H)	80	53
2-24-62 (A)	73	65
2-25-63 (H)	80	63
2-24-64 (A)	**59**	**65**
2-22-65 (A)	**71**	**75**
3-1-65 (H)	78	72
1-31-66 (H)	82	62
2-14-66 (A)	90	67
2-25-67 (A)	**71**	**81**
3-6-67 (H)	110	78
1-8-68 (A)	84	76
2-24-68 (A)	96	83
1-27-69 (A)	*83	70
2-24-69 (H)	108	79
1-26-70 (H)	86	71
2-23-70 (A)	98	89
1-25-71 (A)	86	73
2-22-71 (H)	101	74
1-31-72 (H)	77	74
2-28-72 (A)	**70**	**73**
1-29-73 (A)	95	93
2-26-73 (H)	111	95
1-12-74 (A)	**77**	**81**
2-23-74 (H)	**71**	**94**
1-20-75 (H)	74	69
2-22-75 (A)	84	79
1-5-76 (A)	**63**	**76**
3-6-76 (H)	90	85
1-29-77 (A)	**87**	**85**
2-26-77 (H)	**85**	**70**
1-23-78 (A)	**62**	**78**
2-20-78 (H)	97	84
1-13-79 (A)	**52**	**55**
2-10-79 (H)	80	71
3-1-79 (SEC)	101	100
1-12-80 (H)	**64**	**78**
2-9-80 (A)	72	63
1-17-81 (A)	**55**	**59**
2-14-81 (H)	77	62
1-16-82 (H)	**86**	**69**
2-13-82 (A)	72	62
3-6-82 (H-SEC)	**46**	**48**
1-8-83 (A)	**67**	**74**
2-5-83 (H)	76	70
3-11-83 (SEC)	**64**	**69**
1-9-84 (H)	76	66
2-4-84 (A)	**62**	**69**
3-9-84 (SEC)	48	46
1-12-85 (A)	**58**	**60**
2-13-85 (H)	51	48
1-11-86 (H)	76	52
2-13-86 (A)	73	71
3-8-86 (H-SEC)	83	72
3-20-86 (NCAA)	68	63
ALABAMA-BIR. (1-1)		
12-20-80 (UKIT)	61	53
3-15-81 (NCAA)	**62**	**69**
ALASKA (2-0)		
12-1-79 (GAS)	97	68
12-19-80 (UKIT)	91	56
ALUMNI (3-0)		
12-5-33 (H)	53	20
12-10-34 (H)	61	10
12-7-40 (H)	62	25
ARIZONA (1-0)		
3-16-46 (NIT)	77	53
ARKANSAS (4-0)		
12-18-45 (H)	67	42
12-13-48 (H)	76	39
1-2-50 (A)	57	53
3-25-78 (NCAA)	65	59
ARKANSAS STATE (1-0)		
1-18-45 (H)	75	6
ARMY (1-0)		
12-21-68 (UKIT)	80	65
ASH. YMCA (2-0)		
1-10-14 (H)	28	15
1-20-14 (A)	30	19
AUBURN (55-12)		
1-29-20 (H)	40	25
2-8-26 (H)	35	26
2-28-42 (SEC)	40	31
2-28-46 (SEC)	69	24
2-23-47 (SEC)	84	18
3-4-49 (SEC)	70	39
1-5-51 (H)	79	35
3-2-51 (SEC)	84	54
1-30-52 (A)	88	48
2-27-54 (N)	109	79
2-26-55 (H)	93	59
2-4-56 (N)	82	81
2-25-57 (H)	103	85
2-24-58 (N)	**63**	**64**
2-21-59 (H)	75	56
2-20-60 (A)	**60**	**61**
2-27-61 (H)	77	51
2-25-62 (A)	63	60
2-23-63 (H)	78	59
2-22-64 (N)	99	79
1-18-65 (H)	73	67
2-20-65 (A)	**69**	**88**
1-29-66 (H)	115	78
2-12-66 (A)	77	64
1-21-67 (H)	60	58
2-27-67 (A)	**49**	**62**
1-20-68 (A)	**73**	**74**
2-26-68 (H)	89	57
2-3-69 (H)	105	93
3-3-69 (A)	90	86
2-2-70 (A)	84	83
3-2-70 (H)	102	81
2-1-71 (H)	114	75
1-71 (A)	102	83
2-7-72 (A)	78	72
3-6-72 (H)	102	67
2-5-73 (H)	88	57
3-3-73 (A)	91	79
1-12-74 (H)	79	58
2-11-74 (A)	***97**	**99**
1-11-75 (A)	**85**	**90**
2-10-75 (H)	119	76
1-26-76 (A)	***84**	**91**
2-23-76 (H)	93	82
1-15-77 (A)	75	68
2-12-77 (H)	89	82
1-9-78 (A)	101	77
2-6-78 (H)	104	81
1-25-79 (A)	*85	83
1-29-79 (H)	66	59
1-2-80 (H)	67	65
1-30-80 (A)	64	62
2-28-80 (SEC)	69	61
1-7-81 (A)	79	66
2-4-81 (H)	102	74
1-6-82 (H)	83	71
2-3-82 (A)	***81**	**83**
3-4-82 (H-SEC)	89	66
1-15-83 (H)	**67**	**75**
2-12-83 (A)	71	69
1-3-84 (A)	**63**	**82**
2-11-84 (H)	84	64
3-10-84 (SEC)	51	49
1-2-85 (H)	68	61
2-2-85 (A)	*49	47
1-6-86 (A)	**56**	**60**
1-31-86 (H)	81	71
AUSTIN PEAY (1-0)		
3-15-73 (NCAA)	106	100
BAYLOR (6-0)		
12-23-46 (H)	75	34
3-23-48 (NCAA)	58	42
3-29-48 (O.T.)	77	59
12-16-61 (H)	94	60
12-14-63 (H)	101	65
12-8-79 (H)	80	46
BEREA (11-0)		
1-9-26 (H)	37	23
1-4-28 (H)	37	16
12-31-29 (H)	29	26
12-31-30 (H)	41	25
12-22-31 (H)	52	27
12-17-35 (H)	58	30
12-12-36 (H)	70	26
12-5-37 (H)	67	33
12-9-39 (H)	74	24
12-4-43 (H)	54	40
12-4-44 (H)	56	32
BETHANY (1-0)		
2-4-11 (H)	24	11
BOWLING GREEN (2-0)		
2-11-49 (N)	63	61
12-17-76 (UKIT)	77	59
BRADLEY (3-0)		
2-5-49 (N)	62	52
12-30-49 (SB)	71	66
11-30-79 (GAS)	79	58
BRIGHAM YOUNG (3-0)		
12-28-51 (SB)	84	64
12-17-83 (UKIT)	93	59
3-17-84 (NCAA)	93	68
BUTLER (4-0)		
2-23-11 (H)	21	16
2-11-36 (A)	39	28
3-16-62 (NCAA)	81	60
11-27-82 (H)	90	53
CALIFORNIA (1-0)		
12-21-79 (UKIT)	78	52
CAMBRIDGE (1-0)		
*8-4-66 (IUT)	104	45
12-18-31 (H)	36	34
12-28-43 (N)	61	14
CENTENARY (3-1)		
2-7-23 (H)	**21**	**38**
12-21-36 (H)	37	19
12-22-37 (H)	35	25
12-27-40 (H)	70	18
CENTRAL (7-9)		
1-19-06 (H)	15	14
1-26-06 (A)	17	15
1-25-07 (H)	22	9
2-12-07 (H)	**23**	**25**
3-9-07 (H)	**13**	**15**
1-25-08 (A)	**21**	**32**
2-13-08 (H)	31	20
3-7-08 (A)	**10**	**29**
1-27-09 (H)	24	23
2-6-09 (A)	**20**	**35**
2-26-09 (H)	**20**	**26**
1-28-10 (A)	**17**	**87**
3-5-10 (H)	**13**	**31**
3-11-10 (A)	**9**	**51**
1-12-12 (A)	32	13
2-1-12 (H)	52	10
3-1-13	20	18
CENTRAL MICHIGAN (1-0)		
3-20-75 (NCAA)	90	73
CENTRE (18-10)		
2-15-16 (A)	38	5
2-29-16 (H)	38	16
1-17-17 (H)	31	21
2-16-17 (A)	**24**	**38**
1-17-18 (A)	**21**	**29**
2-21-18 (H)	22	20
3-9-18 (Lou.)	**12**	**22**
1-25-19 (A)	**30**	**38**
2-24-19 (H)	**10**	**19**
2-14-20 (A)	**15**	**44**
3-6-20 (H)	***18**	**20**
2-8-21 (A)	**27**	**29**
2-18-21 (H)	20	13
2-4-22 (A)	27	21
2-20-22 (H)	40	23
2-27-23 (H)	**14**	**21**
2-14-23 (A)	**10**	**17**
2-9-24 (H)	27	18
2-21-24 (H)	38	24
1-17-25 (H)	33	26
2-21-25 (H)	39	10
1-22-26 (H)	45	25
2-4-26 (A)	46	19
1-29-27 (H)	27	25
2-12-27 (A)	22	16
1-9-28 (A)	36	25
2-18-28 (H)	30	20
2-13-29 (H)	47	11
CCNY (0-1)		
3-14-50 (NIT)	**50**	**89**
CHAMINADE (1-0)		
11-26-85 (A)	89	57
CHATTANOOGA (9-0)		
2-23-14 (H)	40	7
2-6-19 (A)	29	26
1-21-21 (H)	42	10
1-22-23 (H)	25	18
1-19-24 (A)	24	23
1-16-31 (H)	55	18
1-21-32 (H)	51	17
1-27-34 (H)	47	20
1-22-35 (H)	66	19
CHICAGO (2-0)		
12-30-32 (A)	58	26
1-2-35 (H)	42	16
CHRIST CHURCH (CIN.) (0-3)		
2-3-06 (H)	**24**	**38**
2-15-06 (A)	**17**	**54**
3-1-13 (H)	**19**	**30**
CINCINNATI (24-9)		
3-4-04 (H)	25	21
1-19-09 (A)	**25**	**41**
2-19-09 (H)	28	23
2-7-10 (A)	**17**	**47**
2-8-13 (H)	20	18
2-21-14 (H)	20	18
1-14-16 (A)	39	24
2-19-16 (H)	34	10
1-31-19 (A)	**18**	**28**
2-21-19 (H)	34	21
1-17-20 (A)	**11**	**13**
1-26-21 (A)	26	19
2-5-23 (A)	**24**	**33**
12-13-24 (H)	28	23
1-3-25 (A)	**20**	**24**
12-18-26 (H)	**10**	**48**
12-29-26 (A)	**23**	**51**
12-16-33 (H)	31	25
12-18-37 (H)	38	21
12-17-38 (H)	44	27
12-16-39 (H)	**30**	**39**
12-12-42 (H)	61	39
12-18-43 (H)	58	30
2-12-44 (A)	38	35
12-9-44 (H)	66	24
2-24-45 (A)	65	35
12-15-45 (H)	67	31
12-7-46 (A)	80	49
12-13-47 (A)	67	31
1-24-48 (H)	70	43
12-20-83 (A)	24	11
12-22-84 (H)	66	55
12-3-85 (H)	84	54
CINCINNATI YMCA (0-3)		
1-21-05 (H)	**22**	**43**
1-27-06 (H)	**16**	**29**
2-16-06 (A)	**9**	**38**
CLEMSON (11-3)		
2-16-22 (H)	38	14
2-15-23 (H)	**17**	**30**
2-13-24 (H)	38	13
12-16-27 (H)	33	17
1-3-30 (H)	31	15
2-1-30 (A)	34	20
1-3-31 (H)	33	21
2-14-31 (A)	**26**	**29**
1-2-32 (H)	43	24
1-14-32 (A)	30	17
1-16-33 (H)	67	18
2-1-34 (A)	42	32
12-21-39 (A)	55	31
3-7-79 (NIT)	***67**	**68**
COLORADO STATE (1-0)		
12-1-59 (H)	106	73
COLUMBIA (1-0)		
3-18-48 (NCAA)	76	53
CORNELL (0-1)		
12-28-66 (H)	**77**	**92**
CREIGHTON (7-4)		
1-10-30 (H)	**27**	**28**
1-10-30 (H)	25	21
1-6-33 (A)	32	26
2-7-33 (A)	**22**	**34**
2-22-35 (H)	63	42
2-23-35 (H)	24	12
2-22-36 (H)	**29**	**31**
2-21-36 (H)	68	38
1-8-37 (H)	59	36
12-19-40 (A)	**45**	**54**
1-2-48 (A)	65	23
CUMBERLAND (4-1)		
31-17 (A)	48	20
2-28-18 (A)	22	21
2-8-19 (A)	22	21
2-26-20 (A)	**21**	**30**
1-15-21 (H)	37	21

SCORES VS. ALL OPPONENTS

Date	Ky.	Opp.
DARTMOUTH (3-1)		
3-21-42 (NCAA) ...	**28**	**47**
12-27-62 (H)	95	49
1-2-65 (H)	107	77
12-21-73 (H)	102	77
DAVIDSON (1-0)		
3-14-86	75	55
DAYTON (3-1)		
1-11-47 (H)	70	29
12-21-55 (UKIT) ...	**74**	**89**
3-11-66 (NCAA)	86	79
12-22-67 (UKIT) ...	88	85
DEPAUL (17-3)		
2-20-43 (A)	**44**	**53**
12-12-46 (H)	64	45
2-8-47 (A)	**47**	**53**
12-10-47 (N)	74	50
1-31-48 (A)	68	51
12-8-48 (N)	67	36
1-22-49 (N)	56	45
12-21-49 (N)	49	47
1-21-50 (A)	86	53
1-8-51 (H)	63	55
2-19-51 (A)	60	57
12-20-51 (H)	98	60
2-23-52 (A)	63	61
1-11-54 (H)	81	63
2-20-54 (A)	76	61
1-10-55 (H)	92	59
2-19-55 (A)	76	72
12-12-55 (H)	71	69
2-18-56 (A)	**79**	**81**
12-18-70 (UKIT)	106	85
DEPAUW (1-2)		
1-24-10 (H)	**11**	**24**
2-9-10 (A)	**10**	**28**
2-5-44 (H)	38	35
DETROIT (1-1)		
1-10-44 (A)	**26**	**34**
12-7-82 (H)	83	46
DUKE (10-4)		
3-3-30 (SC)	**32**	**37**
2-28-31 (SC)	35	30
2-6-32 (H)	37	30
12-21-53 (UKIT)	85	69
2-1-56 (H)	81	76
12-18-56 (A)	**84**	**85**
12-2-57 (H)	78	74
12-8-58 (A)	78	64
12-31-63 (SB)	81	79
3-18-66 (NCAA) ...	83	79
12-20-69 (UKIT) ...	98	76
3-27-78 (NCAA)	94	88
11-17-79 (N)	***76**	**80**
3-13-80 (NCAA) ...	**54**	**55**
DUQUESNE (1-0)		
12-17-82 (UKIT)	55	42
EASTERN (1-0)		
12-15-28 (H)	35	10
EAST CAROLINA (1-0)		
12-20-86 (UKIT).....	86	52
EAST TENNESSEE (2-0)		
11-29-80 (H)	62	57
12-21-84 (H)	69	54
FLORIDA (53-14)		
1-3-27 (H)	43	36
3-2-31 (SC)	56	36
2-26-33 (SEC)	48	24
2-24-34 (SEC)	**32**	**38**
2-26-42 (SEC)	**42**	**36**
3-1-45 (SEC)	57	35
3-1-46 (SEC)	69	32
3-4-48 (SEC)	87	31
3-3-49 (SEC)	73	36
12-14-50 (H)	85	37
1-12-52 (A)	99	52
2-8-54 (H)	97	55
2-3-55 (H)	87	63
2-6-56 (A)	81	70
2-2-57 (H)	28	61
1-31-58 (A)	78	56
1-31-59 (H)	94	51
1-29-60 (A)	75	62
2-4-61 (H)	89	68
1-2-62 (A)	81	69
2-2-63 (H)	94	71
2-1-64 (A)	77	72
1-23-65 (A)	**68**	**84**
1-30-65 (H)	78	61
1-8-65 (A)	78	64
2-7-65 (H)	85	75
2-17-66 (H)	**75**	**78**
1-14-677 (A)	**72**	**89**
12-4-67 (H)	99	76
1-13-68 (A)	**78**	**96**
1-11-69 (H)	88	67
2-15-69 (A)	**81**	**82**
1-10-70 (A)	88	69
2-14-70 (H)	110	65
1-9-71 (H)	101	75
2-13-71 (A)	**65**	**74**
2-15-72 (A)	**70**	**72**
2-19-72 (H)	95	68
1-13-73 (H)	95	65
2-17-73 (A)	94	83
1-25-74 (A)	91	82
2-25-74 (H)	**65**	**75**
1-25-75 (H)	87	65
2-24-75 (A)	**58**	**66**
1-24-76 (A)	89	82
2-22-76 (A)	96	89
1-17-77 (A[5].....	73	71
2-14-77 (H)	104	78
1-7-77 (A)	86	67
2-4-78 (H)	88	61
1-3-79 (A)	**65**	**76**
1-27-79 (H)	87	81
1-17-80 (A)	76	63
2-13-80 (H)	95	70
1-21-81 (H)	102	48
2-18-81 (A)	69	56
1-20-82 (A)	91	76
2-17-82 (H)	84	78
1-17-83 (H)	70	63
2-14-83 (A)	73	61
1-17-84 (A)	**57**	**69**
2-13-84 (H)	67	65
1-19-85 (H)	**55**	**67**
2-20-85 (A)	76	68
3-7-85 (SEC)	**55**	**58**
1-18-86 (A)	72	55
2-19-86 (H)	80	69
FLORIDA STATE (5-2)		
12-1-58 (H)	91	68
12-3-60 (H)	**58**	**63**
12-12-62 (H)	83	54
3-18-72 (NCAA)	**54**	**73**
3-7-77 (LOU)	97	57
3-11-78 (NCAA)	85	76
3-8-80 (NCAA)	97	78
FT. BENNING (1-0)		
1-7-46 (H)	81	25
FT. KNOX (7-0)		
1-4-43 (H)	64	30
12-1-43 (H)	51	18
1-31-44 (H)	76	48
12-2-44 (H)	56	23
12-1-45 (H)	59	36
12-2-46 (H)	68	31
12-1-47 (H)	80	41
GEORGIA (72-12)		
3-1-21 (SIAA)	20	19
2-3-23 (H)	**19**	**23**
2-7-25 (A)	**24**	**28**
2-28-25 (SC)	**31**	**32**
2-15-26 (A)	22	18
2-27-26 (SC)	39	34
2-15-28 (SC)	33	16
3-2-29 (SC)	**24**	**26**
2-1-30 (H)	22	21
2-1-30 (H)	22	21
2-14-30 (H)	36	23
2-13-31 (A)	**16**	**25**
3-2-40 (SEC)	51	43
1-19-42 (A)	51	26
1-31-42 (H)	55	38
1-18-43 (A)	60	28
2-26-43 (SEC)	59	30
3-2-44 (SEC)	57	29
1-29-45 (H)	73	37
1-21-47 (A)	84	45
2-10-47 (H)	81	40
1-20-48 (A)	88	51
2-21-49 (H)	95	40
1-17-50 (A)	**60**	**71**
1-28-50 (H)	88	56
3-3-50 (SEC)	70	63
2-23-51 (H)	88	41
1-16-52 (LV)	99	55
2-4-54 (H)	106	55
2-5-54 (LV)	100	68
2-9-55 (H)	86	40
2-27-56 (LV)	143	66
1-30-57 (H)	84	53
1-29-58 (N)	74	55
1-29-59 (H)	108	55
1-27-60 (N)	84	60
2-7-61 (H)	74	67
1-31-62 (N)	86	59
1-31-63 (H)	74	67
2-3-64 (A)	103	83
1-25-65 (A)	102	82
2-1-65 (H)	96	64
1-10-66 (A)	**69	65
2-5-66 (H)	74	50
1-16-67 (A)	**40**	**49**
2-20-67 (H)	101	76
1-15-68 (H)	104	73
2-19-68 (A)	106	87
1-13-69 (H)	88	67
2-17-69 (A)	85	77
1-12-70 (A)	72	71
2-16-70 (H)	116	86
1-11-71 (H)	79	66
2-15-71 (A)	107	95
1-17-72 (A)	**73**	**85**
2-21-72 (H)	87	63
1-15-73 (H)	89	68
2-19-73 (H)	99	86
1-7-74 (H)	*80	74
2-9-74 (A)	86	72
1-6-75 (A)	96	77
2-8-75 (H)	75	61
1-12-76 (H)	92	76
2-9-76 (A)	**81**	**86**
1-3-77 (H)	*64	59
3-7-77 (A)	72	54
1-30-78 (H)	90	73
2-27-78 (A)	78	67
1-22-79 (H)	73	64
2-19-79 (A)	90	74
12-17-70 (N)	95	69
1-26-80 (H)	56	49
1-3-81 (H)	76	66
1-31-81 (A)	**71	68
1-2-82 (A)	68	66
1-30-82 (H)	82	73
1-29- (A)	**63**	**70**
2-26-83 (H)	81	72
1-28-84 (H)	64	40
2-25-84 (A)	66	64
3-8-84 (SEC)	92	79
1-23-85 (A)	**73**	**81**
2-24-85 (H)	**77**	**79**
1-23-86 (H)	74	69
2-22-86 (A)	80	75
GEORGIA TECH (50-13)		
2-23-24 (H)	33	27
2-6-25 (A)	18	16
1-16-26 (H)	25	24
1-22-27 (A)	**16**	**48**
2-11-28 (H)	**31**	**35**
1-16-29 (A)	**19**	**33**
2-8-30 (H)	39	19
2-9-31 (H)	38	34
2-16-31 (A)	35	16
2-11-33 (H)	45	22
2-10-34 (H)	49	25
2-9-35 (H)	57	30
2-28-37 (SEC)	40	30
2-19-40 (A)	**39**	**44**
1-20-41 (A)	47	37
2-17-41 (H)	60	41
1-20-41 (A)	63	53
2-16-42 (H)	57	51
1-19-43 (A)	38	36
2-15-43 (H)	58	31
1-22-45 (A)	64	58
2-3- (H)	51	32
1-21-46 (A)	68	43
1-28-46 (H)	54	26
1-20-47 (A)	70	47
2-22-47 (H)	83	46
3-1-47 (SEC)	75	53
1-19-48 (A)	71	56
2-21-48 (H)	78	54
3-6-48 (A)	54	43
1-17-49 (H)	56	45
2-19-49 (H)	78	32
1-16-50 (A)	61	47
2-18-50 (H)	97	62
1-22-51 (A)	82	61
2-9-51 (H)	75	42
3-3-51 (SEC)	82	56
1-21-52 (A)	96	51
2-9-52 (H)	93	42
2-28-52 (SEC)	80	59
1-9-54 (H)	105	53
2-2-54 (LV)	99	48
1-8-55 (H)	**58**	**59**
1-31-55 (A)	**59**	**65**
1-7-56 (H)	104	51
1-30-56 (A)	84	62
1-5-57 (H)	95	72
1-28-57 (A)	76	65
1-4-58 (A)	76	60
1-27-58 (A)	**52**	**71**
1-3-59 (H)	72	62
1-26-59 (H)	94	70
1-2-60 (H)	**54**	**62**
1-25-60 (A)	**44**	**65**
1-7-61 (H)	89	79
1-30-61 (A)	**60**	**62**
1-6-62 (H)	89	70
1-29-62 (A)	71	62
1-5-63 (H)	****85**	**86**
1-28-63 (A)	**62**	**66**
1-4-64 (A)	**67**	**76**
1-25-64 (H)	79	62
12-19-75 (UKIT)	66	64
G'TOWN (KY) (36-14)		
2-6-03 (H)	6	15
2-4-04 (A)	**11**	**26**
2-13-04 (H)	**10**	**22**
1-13-05 (H)	**9**	**14**
1-20-06 (A)	**9**	**34**
2-9-06 (H)	**22**	**28**
1-19-07 (H)	**16**	**15**
2-21-07 (A)	**8**	**19**
2-11-08 (A)	**22**	**30**
3-3-08 (H)	18	13
2-8-09 (H)	45	32
2-15-09 (A)	48	19
1-22-10 (H)	31	11
2-4-10 (A)	**16**	**34**
3-8-10 (H)	24	13
2-17-11 (A)	47	22
1-5-12 (H)	38	12
3-1-12 (A)	19	18
1-18-16 (A)	29	22
1-31-16 (H)	30	22
1-27-17 (A)	**19**	**22**
2-21-17 (H)	32	18
1-24-18 (H)	22	18
2-14-18 (A)	25	16
1-18-19 (H)	**30**	**32**
2-15-19 (A)	**18**	**22**
1-31-20 (H)	25	14
2-17-20 (A)	28	16
1-18-21 (H)	38	23
2-15-21 (A)	56	11
1-14-22 (H)	**17**	**26**
2-16-22 (A)	26	17
2-24-22 (SIA)	41	21
1-13-23 (A)	24	13
2-19-23 (H)	**21**	**48**
1-12-24 (A)	32	24
2-11-24 (H)	39	35
1-10-25 (H)	25	17
2-14-25 (A)	36	21
1-12-26 (A)	36	21
1-30-26 (H)	25	20
2-1-27 (A)	**19**	**26**
12-14-29 (H)	46	9
12-18-30 (H)	67	19
12-15-31 (H)	66	24
12-12-32 (H)	62	21
12-9-33 (H)	41	12
12-6-35 (H)	42	17
12-9-36 (H)	46	21
12-2-38 (H)	39	19
GEORGETOWN U. (0-2)		
2-11-22 (A)	**23**	**28**
3-31-84 (NCAA) ...	**40**	**53**
GREAT LAKES NAVY (0-2)		
3-14-42 (Lou)	**47**	**58**
3-6-43 (Lou)	**39**	**53**
HARDIN-SIMMONS (1-0)		
12-1-65 (H)	83	55
HAWAII (1-0)		
11-27-85 (A)	98	65
HOLY CROSS (2-0)		
3-20-48 (NCAA) ...	60	52
12-16-48 (A)	51	48
HOUSTON (2-0)		
12-29-56 (SB)	111	76
1-22-84 (H)	74	67
IDAHO (2-0)		
12-9-46 (H)	65	35
12-17-55 (H)	91	35
ILLINOIS (11-4)		
1-5-25 (A)	**25**	**36**
3-20-42 (NCAA) ...	46	44
12-20-43 (A)	**41**	**43**
2-7-44 (H)	51	40
3-22-49 (NCAA) ...	76	47
3-24-51(NCAA)	76	74
12-22-56 (UKIT) ...	91	70
12-30-58 (L'ville).....	76	75
12-21-60 (H)	83	78
12-19-64 (H)	**86**	**91**
12-8-65 (A)	86	68
12-5-66 (H)	**97**	**98**
12-11-82 (H)	76	57
12-24-84 (A)	56	54
3-24-84 (NCAA) ...	54	51
INDIANA (14-15)		
12-18-24 (H)	**18**	**20**
1-5-26 (A)	**23**	**34**
12-21-26 (H)	**19**	**38**
2-4-28 (A)	**29**	**48**
12-30-40 (SB)	**45**	**48**
12-23-42 (LV)	**52**	**58**
12-11-43 (LV)	66	41
12-16-44 (LV)	61	43
12-18-65 (UKIT)	91	56
12-13-69 (H)	109	92
12-12-70 (A)	*95	93
12-11-71 (LV)	****89**	**90**
12-9-72 (A)	**58**	**64**
3-17-73 (NCAA)	**65**	**72**
12-8-73 (LV)	**68**	**77**
12-7-74 (A)	**74**	**98**
3-22-75 (NCAA) ...	92	90

SCORES VS. ALL OPPONENTS

Date	Ky.	Opp.
12-15-75 (LV)	***68**	**77**
12-6-76 (A)	66	51
12-5-77 (H)	78	64
12-16-78 (A)	***67**	**68**
12-15-79 (H)	69	58
12-6-80 (A)	68	66
12-8-81 (H)	85	69
12-22-82 (A)	**59**	**62**
3-24-83 (NCAA)	64	59
12-3-84 (H)	59	54
12-8-84 (A)	**68**	**81**
12-14-85 (H)	**63**	**58**
INDIANA CENTRAL (4-0)		
11-28-46 (H)	78	36
11-29-47 (H)	80	41
11-29-48 (H)	74	38
12-3-49 (H)	94	61
IONA (2-0)		
12-23-77 (H)	104	65
12-2-79 (GAS)	57	50
IOWA (3-2)		
3-17-56 (NCAA)	**77**	**89**
12-21-62 (UKIT)	94	69
12-4-64 (H)	85	77
12-4-72 (H)	**66**	**79**
12-14-73 (A)	88	80
IOWA STATE (1-0)		
12-9-64 (H)	100	74
INSTANBUL (1-0)		
8-10-66 (IUT)	82	36
JACKSONVILLE (1-1)		
3-14-70 (NCAA)	**100**	**106**
12-18-81 (UKIT)	107	91
KANSAS (16-2)		
12-16-50 (H)	68	39
12-14-59 (A)	*77	72
12-6-69 (H)	115	85
12-4-71 (A)	79	69
12-23-72 (H)	77	71
12-3-73 (A)	**63**	**71**
12-23-74 (LV)	100	63
12-13-75 (A)	54	48
12-11-76 (H)	90	63
12-10-77 (A)	73	66
12-9-78 (H)	*67	66
12-12-79 (A)	57	56
12-13-80 (H)	87	73
12-12-81 (A)	*77	74
12-29-82 (LV)	82	62
12-10-84 (A)	72	50
12-31-85 (LV)	92	89
12-14-85 (A)	**66**	**83**
KANSAS STATE (7-0)		
1-4-40 (H)	53	26
12-20-40 (H)	28	25
3-27-51 (NCAA)	68	58
12-23-61 (UKIT)	80	67
12-23-66 (UKIT)	83	79
12-6-71 (A)	71	64
3-16-76 (NIT)	81	78
KENTUCKY WESLEYAN (8-2)		
1-8-10 (A)	13	12
1-27-11 (A)	**19**	**21**
1-9-17 (H)	23	13
2-9-18 (A)	21	21
1-13-19 (H)	46	5
2-22-19 (H)	18	13
2-21-20 (H)	43	13
1-12-21 (H)	38	13
1-10-27 (A)	**25**	**31**
2-18-30 (H)	32	20
12-10-38 (H)	57	18
LA SALLE (3-0)		
12-22-53 (UKIT)	73	60
12-22-54 (UKIT)	63	54
12-2-78 (H)	109	77
LEXINGTON HIGH (1-1)		
1-9-09 (H)	29	9
1-13-11 (H)	**29**	**36**

Date	Ky.	Opp.
LEXINGTON YMCA (2-5)		
2-19-03 (H)	11	10
1-16-07 (H)	**17**	**25**
3-1-07 (A)	**22**	**41**
1-10-08 (H)	**19**	**29**
2-15-08 (H)	**19**	**23**
2-16-12 (H)	32	20
1-24-13 (H)	**25**	**27**
LONG ISLAND U. (2-1)		
1-4-39 (MSG)	**34**	**52**
1-1-45 (MSG)	*62	52
3-17-47 (MSG)	63	62
LOUISIANA STATE (56-13)		
2-27-33 (SEC)	51	38
2-26-37 (SEC)	57	37
3-3-39 (SEC)	53	34
3-3-44 (SEC)	55	28
3-2-45 (SEC)	68	37
3-2-46 (SEC)	59	36
3-5-48 (SEC)	63	47
1-31-51 (A)	81	59
1-5-52 (H)	57	47
3-1-52 (SEC)	44	43
3-9-54 (N)	63	56
12-4-54 (H)	74	58
1-17-55 (A)	64	62
12-3-55 (A)	62	52
1-14-56 (H)	107	65
1-12-57 (A)	51	46
1-11-58 (H)	97	52
1-10-59 (A)	76	61
1-9-60 (H)	77	45
1-13-61 (A)	**59**	**73**
1-12-62 (H)	84	63
1-11-63 (A)	63	56
1-10-64 (H)	103	84
1-9-65 (A)	79	66
1-24-66 (H)	111	85
1-28-67 (H)	102	72
2-4-67 (A)	105	84
1-27-68 (A)	121	95
2-3-68 (H)	109	96
1-25-69 (A)	108	96
2-22-69 (H)	103	89
1-24-70 (H)	109	96
2-21-70 (A)	121	105
1-23-71 (A)	82	79
2-20-71 (H)	110	73
1-29-72 (H)	89	71
2-26-72 (A)	**71**	**88**
1-27-73 (A)	86	71
2-24-73 (H)	94	76
1-5-74 (A)	**84**	**95**
2-4-74 (H)	73	70
1-4-75 (H)	115	80
2-3-75 (A)	77	76
2-2-76 (H)	85	71
3-1-76 (A)	85	70
1-22-77 (H)	87	72
2-19-77 (A)	90	76
1-14-78 (H)	96	76
2-11-78 (A)	***94**	**95**
1-6-79 (H)	**89**	**93**
2-3-79 (A)	**61**	**70**
3-2-79 (SEC)	80	67
1-28-80 (H)	**60**	**65**
2-24-80 (A)	*76	74
3-1-80 (SEC)	**78**	**80**
1-19-81 (A)	**67**	**81**
3-1-81 (H)	73	71
1-25-82 (H)	76	65
2-27-82 (A)	**78**	**94**
1-5-83 (H)	52	50
3-5-83 (A)	**60**	**74**
1-7-84 (A)	96	80
3-3-84 (H)	90	68
1-31-85 (H)	53	43
3-2-85 (A)	**61**	**67**
1-29-86 (A)	54	52
3-1-86 (H)	68	57
3-7-86 (H-SEC)	61	58

Date	Ky.	Opp.
3-22-86 (NCAA)	**57**	**59**
LOUISVILLE COLISEUM (1-1)		
2-8-08 (H)	29	28
2-22-08 (A)	**18**	**30**
LOUISVILLE (12-5)		
2-15-13 (H)	34	10
2-7-14 (H)	22	17
3-3-14 (A)	26	13
1-22-15 (H)	18	14
2-27-15 (A)	**15**	**26**
2-12-16 (H)	**22**	**28**
2-22-16 (A)	32	24
1-17-22 (A)	38	14
1-21-22 (H)	29	22
3-27-48 (N)	91	57
3-20-51 (NCAA)	**61**	**76**
3-26-83 (NCAA)	***68**	**80**
12-26-84 (H)	65	44
3-22-84 (NCAA)	72	67
12-15-85 (A)	**64**	**71**
12-28-85 (H)	69	64
LOUISVILLE YMCA (1-0)		
1-17-14 (H)	30	21
LOUISVILLE YMHA (1-0)		
1-31-14 (H)	59	12
LOYOLA (Chicago) (4-3)		
3-14-49 (NIT)	**56**	**67**
1-7-57 (H)	81	62
2-15-57 (A)	115	65
12-30-57 (H)	75	42
2-15-58 (A)	**56**	**57**
3-14-64 (NCAA)	**91**	**100**
LOYOLA (N.O.) (1-0)		
12-30-63 (SB)	86	64
MAINE (1-0)		
12-30-85 (H)	100	54
MARIETTA (2-2)		
2-13-13 (H)	42	16
2-28-14 (H)	19	17
3-3-16 (H)	**22**	**27**
3-4-16 (H)	**23**	**27**
MARQUETTE (7-4)		
2-14-38 (H)	35	33
2-4-39 (H)	37	31
2-3-40 (A)	51	45
3-11-55 (NCAA)	**71**	**79**
3-14-59 (NCAA)	98	69
3-11-61 (CHI)	**72**	**88**
3-15-68 (NCAA)	107	89
3-13-69 (NCAA)	**74**	**81**
3-20-71 (NCAA)	**74**	**91**
3-16-72 (NCAA)	85	69
3-15-75 (NCAA)	76	54
MARSHALL (6-0)		
1-21-14 (A)	46	6
1-27-22 (H)	34	12
12-27-30 (H)	42	26
12-30-31 (H)	46	16
12-17-32 (N)	57	23
12-14-33 (H)	48	26
MARYLAND (4-3)		
1-19-28 (A)	**7**	**37**
2-28-30 (SCT)	26	21
3-3-31 (SCT)	**27**	**29**
12-15-55 (A)	62	61
12-15-56 (H)	76	55
12-9-57 (A)	**62**	**71**
12-15-57 (H)	*58	56
MARYVILLE (5-0)		
1-16-15 (H)	37	17
2-4-15 (A)	23	22
2-26-16 (H)	36	25
1-22-19 (H)	27	16
12-13-40 (H)	53	14
MERCER (1-1)		
1-26-21 (SIAA)	49	24
2-25-22 (SIAA)	**22**	**35**
MEXICO U. (3-0)		

Date	Ky.	Opp.
2-16-33 (H)	81	22
2-8-37 (H)	60	30
1-24-42 (H)	56	26
MEXICO YMCA (1-0)		
1-8-24 (H)	25	14
MIAMI (FL) (1-0)		
12-3-56 (H)	114	75
MIAMI (O) (17-4)		
1-12-06 (H)	**10**	**15**
2-17-06 (A)	**19**	**29**
1-19-12 (H)	31	14
2-27-13 (H)	24	16
3-8-19 (H)	**14**	**38**
12-20-27 (H)	**31**	**36**
12-21-28 (H)	*43	42
12-20-29 (H)	35	20
12-6-41 (H)	35	21
12-16-46 (H)	62	49
1-5-48 (A)	67	53
3-14-58 (NCAA)	94	70
1-2-61 (H)	70	58
12-2-61 (H)	93	61
12-2-68 (A)	86	77
3-15-69 (NCAA)	72	71
12-29-69 (H)	80	58
12-1-73 (H)	81	68
12-2-74 (A)	80	73
3-10-75 (H)	91	69
3-16-78 (NCAA)	91	69
MICHIGAN (4-1)		
12-20-24 (H)	**11**	**21**
3-12-66 (NCAA)	84	77
12-2-67 (A)	96	79
12-20-68 (UKIT)	112	104
12-5-70 (A)	104	93
MICHIGAN STATE (10-6)		
12-13-35 (A)	**26**	**32**
1-21-36 (H)	27	19
1-2-37 (H)	28	21
1-14-37 (A)	**23**	**24**
1-8-38 (A)	**37**	**42**
2-7-38 (H)	44	27
1-13-45 (H)	66	36
2-5-45 (A)	**50**	**66**
1-12-46 (H)	55	44
2-2-46 (H)	59	51
1-27-47 (H)	86	63
1-10-48 (A)	47	45
3-16-57 (NCAA)	**68**	**80**
12-13-71 (H)	**85**	**91**
12-2-72 (A)	75	66
3-18-78 (NCAA)	52	49
MIDDLE TENN. (0-1)		
3-4-82 (NCAA)	**44**	**50**
MINNESOTA (3-1)		
12-13-51 (A)	**57**	**61**
12-28-53 (H)	74	59
12-20-55 (UKIT)	72	65
12-21-57 (UKIT)	78	58
MISSISSIPPI (69-5)		
1-9-25 (H)	26	23
2-11-27 (H)	**17**	**37**
2-27-28 (SC)	**23**	**41**
2-22-29 (H)	35	30
2-23-33 (SEC)	49	31
3-2-39 (SEC)	49	30
2-10-41 (H)	60	41
2-27-41 (SEC)	62	52
2-27-42 (SEC)	59	32
2-3-49 (N)	75	45
2-16-49 (H)	85	31
2-4-50 (N)	61	55
2-15-50 (H)	90	50
2-3-51 (N)	86	39
1-2-52 (N)	116	58
2-6-52 (H)	81	61
2-13-54 (H)	88	62
2-5-55 (N)	84	66
2-11-56 (H)	88	49
2-8-57 (N)	75	69

Date	Ky.	Opp.
2-8-58 (H)	96	65
2-7-59 (N)	97	72
2-6-60 (H)	61	43
2-11-61 (N)	74	60
2-10-62 (H)	83	60
2-9-63 (N)	75	69
2-8-64 (H)	102	59
2-6-65 (H)	102	65
2-21-66 (A)	108	65
1-30-67 (H)	96	53
2-6-67 (A)	79	70
1-9-68 (A)	85	76
2-5-68 (H)	78	62
1-4-69 (A)	69	59
2-8-69 (H)	104	68
1-3-70 (H)	95	73
2-7-70 (A)	120	85
1-2-71 (A)	103	95
2-6-71 (A)	121	86
1-8-72 (H)	93	82
2-12-72 (A)	90	82
1-6-73 (A)	**58**	**61**
2-10-73 (H)	88	70
1-19-74 (H)	93	64
2-18-74 (A)	**60**	**61**
1-18-75 (A)	85	82
2-17-75 (H)	108	89
1-31-76 (H)	89	81
2-28-76 (A)	94	87
1-24-77 (H)	100	73
2-21-77 (A)	81	69
1-16-78 (H)	76	56
2-13-78 (A)	64	52
1-8-79 (H)	90	64
2-5-79 (A)	87	82
2-28-79 (SEC)	82	77
1-9-80 (A)	79	73
2-6-80 (H)	86	72
2-29-80 (SEC)	70	67
1-14-81 (H)	64	55
2-11-81 (A)	62	55
1-13-82 (A)	**65**	**67**
2-10-82 (H)	72	62
3-5-82 (H-SEC)	72	62
1-3-83 (H)	72	60
3-3-83 (A)	61	58
1-2-84 (A)	68	55
3-1-84 (H)	76	57
1-9-85 (A)	57	45
2-9-85 (H)	67	52
1-8-86 (H)	75	58
2-8-86 (A)	62	58
3-6-86 (H-SEC)	95	69
MISSISSIPPI STATE (61-11)		
2-28-21 (SIAA)	28	13
1-26-22 (H)	28	21
1-14-24 (H)	**16**	**17**
2-27-25 (SC)	31	26
3-1-26 (SC)	**26**	**31**
2-1-29 (A)	25	23
2-2-29 (A)	32	14
1-24-30 (H)	43	17
1-25-30 (H)	20	14
2-28-33 (SEC)	46	27
2-28-36 (SEC)	41	39
2-13-39 (H)	39	28
2-13-40 (H)	45	37
2-27-42 (SEC)	52	43
1-4-50 (N)	87	55
3-2-50 (SEC)	92	70
2-2-51 (A)	80	60
3-1-51 (SEC)	92	70
2-11-52 (H)	110	66
2-15-54 (H)	81	49
2-7-55 (A)	61	56
2-13-56 (H)	86	65
2-11-57 (A)	**81**	**89**
2-10-65 (H)	72	62
2-9-59 (A)	**58**	**66**
2-8-60 (H)	90	59
2-13-61 (A)	68	62

SCORES VS. ALL OPPONENTS

Date	Ky.	Opp.
2-12-62 (H)	**44**	**49**
2-11-63 (A)	**52**	**56**
2-10-63 (H)	65	59
2-8-65 (H)	74	56
2-19-66 (A)	73	69
2-11-67 (H)	***72**	77
2-18-67 (A)	103	74
2-10-68 (A)	92	84
2-17-68 (H)	107	81
1-6-69 (A)	91	72
2-10-69 (H)	91	69
1-5-70 (H)	111	76
2-9-70 (A)	86	57
1-4-71 (A)	79	71
2-8-71 (H)	102	83
1-10-72 (H)	104	76
2-14-72 (A)	63	55
1-8-73 (A)	90	81
2-12-73 (A)	100	*87
2-2-74 (A)	82	70
3-4-74 (H)	108	69
2-1-75 (H)	112	79
3-8-75 (A)	118	80
1-5-76 (A)	**73**	**77**
3-8-76 (H)	94	*93
1-31-77 (A)	92	85
2-28-77 (H)	77	64
1-21-78 (A)	75	65
2-18-78 (H)	58	56
1-15-79 (A)	**61**	**63**
2-12-79 (H)	80	65
1-23-80 (A)	89	67
2-20-80 (H)	71	65
1-28-81 (H)	71	64
2-25-81 (A)	78	74
1-27-82 (A)	**51**	**56**
2-24-82 (H)	71	54
1-10-83 (A)	59	53
2-8-83 (H)	88	67
1-11-84 (H)	51	42
2-6-84 (A)	77	58
1-16-85 (H)	58	57
2-16-85 (A)	**69**	**82**
1-15-86 (A)	64	52
2-15-86 (H)	88	62

MISSOURI (2-0)

12-31-60 (H)	81	69
12-17-71 (UKIT)	83	72

MOORES HILL (1-0)

2-14-06 (A)	32	11

MOREHEAD STATE (1-0)

3-17-61 (NCAA)	71	64

NAVAL ACADEMY (2-1)

1-18-29 (A)	**26**	**32**
12-29-58 (H)	82	69
12-19-69 (UKIT)	73	59

NEBRASKA (2-1)

12-18-40 (A)	**39**	**40**
12-16-41 (H)	42	27
12-15-72 (UKIT)	85	60

NEVADA-LAS VEGAS (3-0)

3-4-78 (H)	92	70
2-17-80 (A)	74	69
3-16-85 (NCAA)	64	61

NEW ALBANY YMCA (0-1)

2-12-06 (A)	**12**	**29**

NYU (0-2)

1-5-35 (MSG)	**22**	**23**
1-8-36 (MSG)	**28**	**41**

NIAGARA (1-0)

3-13-76 (NIT)	67	61

NORTH CAROLINA (6-13)

2-29-24 (SIAA)	**20**	**41**
1-4-29 (H)	**15**	**25**
2-27-32 (SC)	**42**	**43**
1-9-50 (H)	83	44
12-18-59 (UKIT)	76	70
12-13-60 (N)	70	65
12-17-62 (H)	**66**	**68**
12-9-63 (H)	100	80
12-7-64 (N)	**67**	**82**
12-13-66 (H)	**55**	**64**
12-12-67 (N)	**77**	**84**
12-7-68 (H)	**77**	**87**
12-8-69 (N)	94	87
12-11-72 (LV)	**70**	**78**
12-10-73 (N)	**84**	**101**
12-9-74 (LV)	90	78
12-8-75 (N)	**77**	**90**
3-19-77 (NCAA)	**72**	**79**
12-26-81 (N)	**69**	**82**

N.C.-CHARLOTTE (1-0)

3-21-76 (NIT)	71	67

N. CAROLINA STATE (3-1)

2-27-31 (SCT)	33	28
3-19-47 (NIT)	60	42
1-5-85 (H)	78	62
2-28-86 (A)	**51**	**54**

NORTHWESTERN (7-1)

12-15-62 (H)	71	60
12-7-63 (A)	95	63
12-11-65 (H)	86	75
12-10-66 (A)	118	116
12-1-70 (A)	115	100
12-1-71 (H)	94	85
11-30-74 (H)	97	70
12-1-75 (A)	**77**	**89**

N-WESTERN (LA) ST. (1-0)

12-22-85 (H)	77	58

NOTRE DAME (30-14)

1-12-29 (A)	19	16
2-10-36 (A)	**20**	**41**
1-5-37 (LV)	**28**	**41**
1-15-38 (A)	**38**	**47**
1-14-39 (LV)	**38**	**42**
1-13-40 (A)	**47**	**48**
2-7-42 (A)	**43**	**46**
1-23-43 (LV)	60	55
1-8-44 (LV)	55	54
1-27-45 (LV)	***58**	**59**
1-26-46 (A)	**47**	**56**
2-1-47 (LV)	60	30
2-2-48 (A)	**55**	**64**
1-29-49 (LV)	62	38
1-23-50 (A)	**51**	**64**
1-15-51 (H)	69	44
2-2-52 (N)	71	66
3-15-58 (NCAA)	89	56
2-14-59 (N)	71	52
2-13-60 (H)	68	65
12-7-60 (LV)	68	62
12-30-61 (LV)	100	53
12-29-62 (LV)	78	70
12-28-63 (LV)	101	81
12-29-64 (LV)	**97**	**111**
12-29-65 (LV)	103	69
12-31-66 (LV)	96	85
12-30-67 (LV)	81	73
12-28-68 (LV)	110	90
12-27-69 (LV)	102	100
3-12-70 (NCAA)	109	99
12-29-70 (LV)	**92**	**99**
12-28-71 (LV)	83	67
12-30-72 (LV)	65	63
12-29-73 (LV)	**79**	**94**
12-28-74 (LV)	113	96
12-30-75 (LV)	79	77
12-30-76 (LV)	102	78
12-31-77 (LV)	73	68
12-30-78 (LV)	81	76
12-29-79 (LV)	86	80
12-27-80 (LV)	**61**	**67**
12-29-81 (LV)	34	28
12-1-82 (A)	58	45

OGLETHORPE (1-0)

12-13-34 (H)	81	12

OHIO STATE (9-11)

1-2-33 (H)	**30**	**46**
12-27-39 (SB)	36	30
12-13-41 (A)	**41**	**43**
1-2-43 (H)	**40**	**45**
12-13-43 (A)	40	28
12-23-44 (H)	*53	48
3-20-45 (NCAA)	**37**	**45**
12-4-57 (A)	**37**	**45**
12-4-57 (A)	61	54
12-19-58 (UKIT)	95	76
12-28-59 (H)	96	93
3-18-61 (NCAA)	**74**	**87**
3-17-62 (NCAA)	**64**	**74**
3-16-68 (NCAA)	**81**	**82**
12-3-80 (H)	70	64
3-18-61 (NCAA)	**74**	**87**
3-17-62 (NCAA)	**64**	**74**
3-16-68 (NCAA)	**81**	**82**
12-3-80 (H)	70	64
12-5-81 (A)	78	62

OHIO UNIVERSITY (8-1)

2-26-44 (H)	51	35
1-16-45 (H)	59	46
2-19-45 (A)	61	38
1-5-46 (H)	57	48
2-19-46 (A)	60	52
1-4-47 (H)	46	36
1-12-48 (A)	79	57
3-13-64 (NCAA)	**69**	**85**
3-19-82 (NCAA)	57	40

OHIO WESLEYAN (0-1)

2-9-11 (A)	**19**	**37**

OKLAHOMA STATE (3-1)

3-26-44 (NIT)	45	29
12-30-46 (SB)	**31**	**37**
3-26-49 (NCAA)	46	36
12-21-74 (UKIT)	90	65

OKLAHOMA (1-0)

12-21-46 (H)	43	33

OREGON (1-0)

12-16-72 (UKIT)	95	68

OREGON STATE (3-0)

12-22-66 (UKIT)	96	76
12-22-70 (H)	84	78
12-20-75 (UKIT)	82	74

OTTERBEIN (0-1)

2-10-11 (A)	**27**	**41**

PENNSYLVANIA (2-0)

12-9-67 (H)	64	49
12-14-68 (A)	102	78

PENN STATE (2-0)

3-21-52 (NCAA)	82	54
3-12-55 (NCAA)	84	59

PEPPERDINE (1-0)

12-21-85 (UKIT)	88	56

PHILLIPS OILERS (0-1)

3-31-48 (Oly T.)	**49**	**53**

PITTSBURGH (4-0)

12-23-35 (H)	35	17
3-29-37 (SB)	40	29
3-15-57 (NCAA)	98	92
3-5-60 (H)	73	66

PORTLAND STATE (1-0)

12-16-77 (UKIT)	114	88

PRINCETON (2-1)

1-31-26 (H)	**26**	**30**
12-18-71 (UKIT)	96	82
3-12-77 (NCAA)	72	59

PROVIDENCE (1-0)

3-18-76 (NIT)	79	78

PURDUE (4-2)

12-25-49 (A)	60	54
12-9-50 (H)	70	52
12-19-70 (UKIT)	**83**	**89**
12-22-79 (UKIT)	61	60
12-28-84 (LV)	86	67
12-1-84 (A)	**56**	**66**

RHODE ISLAND (1-0)

3-20-46 (NIT)	46	45

ROSE POLYTECHNIC (1-1)

2-10-10 (A)	**11**	**52**
1-30-17 (H)	33	12

SALONIKA U. (1-0)

8-6-66 (IUT)	91	60

SEATTLE (1-0)

3-22-58 (NCAA)	84	72

SETON HALL (1-0)

12-19-81	98	72

SEWANEE (6-0)

2-23-23 (H)	30	14
1-15-24 (H)	50	15
3-1-30 (SCT)	44	22
1-15-32 (A)	30	20
1-12-34 (A)	55	16
2-15-34 (H)	60	15

SOUTH CAROLINA (8-1)

2-24-28 (SC)	56	40
1-10-33 (H)	44	36
2-2-33 (A)	**38**	**44**
12-22-41 (H)	64	25
12-23-67 (UKIT)	76	66
12-13-76 (A)	98	67
12-12-77 (H)	84	65
2-25-79 (A)	79	74
2-10-79 (H)	125	81

SOUTHERN CAL (0-2)

12-5-59 (A)	**73**	**87**
12-4-61 (H)	**77**	**79**

SOUTHERN METH. (3-2)

12-21-56 (UKIT)	73	67
12-16-57 (A)	**64**	**65**
12-11-58 (H)	72	60
11-26-76 (H)	110	86
12-4-84 (H)	**54**	**56**

ST. ANDREWS (1-1)

1-30-15 (H)	35	15
2-26-15 (A)	**25**	**50**

ST. JOHN'S (9-4)

12-30-43 (A)	44	38
3-22-44 (NIT)	**45**	**48**
12-29-45 (A)	73	59
12-21-46 (N)	70	50
12-23-47 (A)	52	40
12-18-48 (A)	57	30
12-15-49 (A)	**58**	**69**
12-23-50 (A)	43	37
3-22-51 (NCAA)	59	43
12-17-51 (H)	81	40
3-22-52 (NCAA)	**57**	**64**
12-17-77 (UKIT)	102	72
3-22-85 (NCAA)	**70**	**86**

ST. JOSEPH'S (1-0)

1-6-39 (A)	41	30

ST. LOUIS (8-8)

12-30-48 (SB)	**40**	**42**
12-29-50 (SB)	**42**	**43**
12-29-51 (SB)	**60**	**61**
12-18-53 (A)	71	59
12-30-54 (H)	82	65
12-28-55 (A)	101	80
1-10-56 (H)	**70**	**71**
12-14-57 (A)	73	60
12-13-58 (H)	76	57
12-12-59 (A)	**61**	**73**
12-22-60 (UKIT)	**72**	***74**
12-11-61 (H)	86	77
12-31-62 (A)	63	87
3-2-63 (H)	**60**	**67**
12-22-64 (A)	**75**	**80**
1-3-66 (H)	80	70

STANFORD (1-0)

12-22-73 (UKIT)	78	77

SYRACUSE (4-0)

12-30-80 (SB)	69	59
12-12-64 (H)	110	77
3-29-75 (NCAA)	95	79
12-23-78 (UKIT)	94	87

TEMPLE (14-4)

12-30-44 (A)	45	44
1-1-46 (A)	**45**	**53**
3-9-46 (LV)	54	43
3-8-47 (LV)	68	29
12-20-47 (A)	**59**	**60**
12-24-48 (LV)	58	38
12-5-53 (H)	86	59
12-18-54 (H)	79	61
1-1-55 (A)	101	69
12-10-55 (H)	**61**	**73**
12-8-56 (A)	73	58
12-7-57 (H)	85	***83
3-21-58 (NCAA)	61	60
12-6-58 (A)	76	71
12-20-59 (LV)	97	92
12-17-60 (A)	**58**	**66**
12-18-61 (H)	78	55
12-8-62 (A)	56	52

TENNESSEE (106-53)

2-16-10 (H)	20	5
2-7-12 (H)	27	15
2-11-14 (H)	20	14
2-12-14 (H)	20	18
2-5-15 (A)	**21**	**36**
2-6-15 (A)	**22**	**27**
2-17-15 (H)	22	13
2-18-15 (H)	20	18
2-23-16 (H)	**17**	**28**
2-9-17 (H)	**20**	**23**
2-10-17 (H)	**19**	**22**
3-2-17 (A)	**26**	**27**
4-3-17 (A)	**10**	**30**
2-17-18 (A)	33	26
2-8-18 (H)	40	12
3-1-18 (A)	29	18
3-2-18 (A)	32	20
2-7-19 (A)	**22**	**40**
2-28-19 (H)	30	14
2-5-20 (H)	**24**	**29**
2-7-20 (H)	**26**	**27**
2-27-20 (A)	**25**	**28**
2-28-20 (A)	36	25
1-20-23 (A)	**26**	**30**
2-10-23 (H)	**23**	**28**
1-18-24 (A)	**13**	**20**
2-9-25 (A)	35	22
2-18-25 (H)	26	21
2-12-26 (A)	51	17
2-18-26 (H)	27	21
1-21-27 (A)	**14**	**19**
2-19-27 (H)	**21**	**30**
1-28-28 (H)	48	18
2-9-28 (A)	43	16
1-17-29 (A)	35	29
1-18-30 (H)	23	20
1-31-30 (A)	**26**	**29**
1-10-31 (H)	31	23
1-31-31 (A)	36	*32
1-16-32 (A)	29	28
2-13-32 (H)	41	27
1-14-33 (A)	42	21
1-28-33 (H)	44	23
1-13-34 (A)	44	23
1-27-34 (H)	53	26
1-26-35 (H)	48	21
2-16-35 (A)	38	36
1-25-36 (H)	40	31
2-15-36 (A)	**28**	**39**
3-1-36 (SEC)	**28**	**39**
1-23-37 (H)	43	26
2-13-37 (A)	**24**	**26**
3-1-37 (SEC)	39	25
1-22-38 (N)	39	25
2-26-38 (A)	52	27
2-26-38 (A)	29	26
1-21-39 (H)	**29**	**30**
2-18-39 (A)	36	**34
3-4-39 (SEC)	46	38
1-20-40 (H)	35	26
2-17-40 (A)	**23**	**27**

SCORES VS. ALL OPPONENTS

Date	Ky.	Opp.
3-1-40 (SEC)	30	29
1-18-41 (A)	**22**	**32**
2-15-41 (H)	37	28
3-2-41 (SEC)	**33**	**36**
1-17-42 (A)	**40**	**46**
2-14-42 (A)	36	33
1-16-43 (A)	30	28
2-13-43 (H)	53	29
2-28-43 (SEC)	**30**	**33**
1-20-45 (A)	**34**	**35**
2-17-45 (H)	40	34
3-3-45 (SEC)	39	35
1-19-46 (A)	50	32
2-16-46 (H)	54	34
1-18-47 (A)	54	39
2-15-47 (H)	61	46
1-17-48 (A)	65	54
2-14-48 (H)	69	42
3-6-48 (SEC)	70	47
1-15-49 (A)	66	51
2-8-49 (H)	71	56
3-5-49 (SEC)	83	44
1-14-50 (A)	**53**	**66**
2-11-50 (H)	79	52
3-4-50 (SEC)	95	58
1-20-51 (A)	70	45
2-17-51 (H)	86	61
1-19-52 (A)	65	56
2-16-52 (H)	95	40
3-1-52 (SEC)	81	66
1-23-54 (A)	97	71
2-18-54 (H)	96	63
1-22-55 (A)	84	66
3-5-55 (H)	104	61
1-21-56 (A)	95	68
3-3-56 (H)	101	77
1-19-57 (A)	97	72
3-2-57 (H)	93	75
1-18-58 (H)	77	68
3-1-58 (H)	77	66
1-17-59 (H)	79	58
2-28-59 (A)	69	56
1-16-60 (A)	78	68
2-27-60 (H)	**63**	**65**
1-21-61 (H)	83	54
3-4-61 (A)	68	61
12-22-61 (UKIT)	96	69
1-15-62 (A)	95	82
3-10-62 (H)	90	59
1-19-63 (N)	**69**	***78**
3-2-62 (A)	**55**	**63**
1-18-64 (H)	66	57
2-29-64 (A)	42	38
1-16-65 (A)	**58**	**77**
2-27-65 (H)	61	60
2-26-66 (H)	78	64
3-5-66 (A)	**62**	**69**
1-23-67 (H)	**50**	****52**
2-13-67 (A)	**57**	**76**
1-22-68 (A)	**59**	**87**
2-12-68 (H)	60	59
1-18-69 (A)	69	66
3-8-59 (H)	84	69
1-17-70 (H)	68	52
3-7-70 (A)	86	69
1-16-71 (A)	**71**	**75**
3-6-71 (H)	84	78
1-22-72 (H)	72	70
3-9-72 (A)	67	66
1-20-73 (A)	**64**	**55**
3-8-73 (H)	86	81
1-14-74 (A)	**54**	**67**
2-16-74 (H)	61	58
1-13-75 (H)	88	82
2-15-75 (A)	**98**	**103**
1-10-76 (H)	**88**	***90**
2-7-76 (A)	**85**	**92**
1-12-77 (H)	**67**	**71**
3-5-77 (A)	**79**	**81**
2-15-78 (H)	90	77
2-25-78 (A)	68	57
1-20-79 (H)	**55**	**66**
2-17-79 (A)	**84**	**101**
3-3-79 (SEC)	**69**	**75**
1-5-80 (A)	**47**	**49**
2-2-80 (H)	83	75
1-10-81 (H)	48	47
2-7-81 (A)	**71**	**87**
1-9-82 (A)	**66**	**70**
2-6-82 (H)	77	67
1-31-83 (A)	**63**	**65**
2-27-83 (H)	69	61
1-30-84 (H)	93	74
2-27-84 (A)	**58**	**63**
1-27-85 (A)	**65**	**81**
2-28-85 (H)	92	67
1-25-86 (H)	74	57
2-27-86 (A)	62	60

TEXAS A&M (2-1)

12-30-41 (H)	49	29
12-14-46 (H)	83	18
12-22-78 (UKIT)	**69**	**73**

TEXAS CHRISTIAN (1-0)

12-2-76 (H)	103	53

TEXAS TECH (2-0)

12-2-63 (H)	107	91
12-22-65 (A)	89	73

TEXAS-EL PASO (0-1)

3-19-66 (NCAA)	**65**	**72**

TOLEDO (1-0)

11-27-84 (H)	63	54

TRANSYLVANIA (KU) (6-7)

2-20-03 (H)	**2**	**42**
2-11-04 (A)	**5**	**12**
12-26-04 (A)	**12**	**14**
1-27-05 (H)	30	29
2-4-05 (H)	**1**	**22**
2-22-05 (H)	**23**	**33**
2-15-07 (H)	16	14
3-7-07 (A)	**5**	**19**
1-21-08 (H)	20	15
2-4-08 (H)	20	15
1-20-11 (H)	**18**	**23**
2-28-11 (A)	22	19
3-3-11 (H)	30	24

TUFTS (1-0)

3-21-45 (NAA)	66	56

TULANE (38-5)

2-25-21 (SIAA)	50	28
2-12-25 (A)	29	22
2-3-29 (A)	**22**	**34**
3-1-29 (SC)	29	15
2-26-32 (N)	50	30
12-20-32 (H)	53	17
12-21-32 (H)	42	11
12-21-33 (A)	32	22
12-22-33 (A)	42	29
12-20-34 (A)	38	9
12-21-34 (A)	52	12
1-18-35 (H)	63	22
1-19-35 (H)	55	12
1-17-36 (H)	49	24
1-18-36 (H)	39	21
2-3-37 (A)	**28**	**35**
2-4-37 (A)	28	25
3-3-38 (SEC)	**34**	**36**
2-28-41 (SEC)	59	30
2-25-43 (SEC)	48	31
3-4-44 (SEC)	62	46
11-30-46 (A)	64	35
3-1-47 (SEC)	55	38
12-22-48 (A)	51	47
12-29-48 (A)	78	47
3-5-49 (SEC)	68	52
1-29-51 (A)	104	68
2-4-52 (H)	103	54
2-29-52 (SEC)	85	61
1-16-54 (H)	94	43
1-15-55 (A)	58	44
1-12-56 (H)	85	63
1-14-57 (A)	**60**	**68**
1-13-58 (H)	86	50
1-12-49 (A)	85	68
1-11-60 (H)	68	42
1-14-61 (A)	**70**	**72**
3-5-62 (H)	97	72
1-12-63 (A)	81	72
1-11-64 (H)	105	63
1-11-65 (A)	102	72
3-7-66 (H)	103	74
12-18-82 (UKIT)	80	61

TULSA (3-0)

12-5-47 (H)	72	18
1-26-47 (H)	71	22
12-10-48 (H)	81	27

UCLA (3-1)

12-26-51 (H)	84	53
12-4-59 (A)	68	66
2-17-61 (H)	77	76
3-3-75 (NCAA)	**85**	**92**

UTAH (2-2)

3-20-44 (NIT)	46	38
3-24-47 (NIT)	**45**	**49**
12-21-54 (UKIT)	70	65
12-18-76 (UKIT)	**68**	**70**

UTAH STATE (1-0)

12-23-57 (H)	92	64

VANDERBILT (96-29)

2-22-12 (H)	28	17
2-23-12 (H)	22	18
2-19-13 (H)	**17**	**24**
2-20-13 (H)	42	29
2-12-15 (H)	**34**	**39**
3-13-15 (H)	36	24
2-4-16 (H)	**25**	**39**
2-5-16 (H)	**20**	**23**
2-14-19 (H)	**26**	**36**
2-22-21 (H)	39	18
1-18-22 (A)	**12**	**22**
1-1-24 (H)	33	13
2-20-26 (H)	30	20
1-15-27 (H)	**32**	**48**
1-14-28 (H)	43	23
2-8-28 (A)	54	29
1-21-31 (A)	42	37
2-20-31 (H)	43	23
2-10-32 (A)	61	37
2-20-32 (H)	**31**	**32**
1-31-33 (A)	40	29
2-133 (H)	45	28
2-3-34 (A)	48	26
2-17-34 (H)	47	27
2-2-35 (A)	58	22
3-2-35 (H)	53	19
2-1-36 (A)	**23**	**32**
2-24-36 (H)	61	41
1-30-37 (A)	41	26
2-20-37 (H)	51	19
1-29-38 (A)	42	19
2-21-38 (H)	48	24
1-30-39 (A)	51	37
2-25-39 (H)	52	27
1-29-40 (A)	**32**	**40**
2-24-40 (H)	43	38
2-29-40 (SEC)	44	31
2-1-41 (A)	51	50
2-24-41 (H)	58	31
1-26-43 (H)	39	38
2-1-43 (A)	54	43
2-4-46 (A)	59	37
2-9-46 (N)	64	31
1-13-47 (A)	82	30
2-21-47 (A)	84	41
2-27-47 (SEC)	98	29
2-9-48 (A)	82	51
2-20-48 (A)	79	43
1-31-49 (A)	72	50
2-26-49 (H)	70	37
1-30-50 (A)	58	54
2-25-50 (H)	70	66
1-27-51 (A)	74	49
2-24-51 (H)	89	57
3-3-51 (SEC)	**57**	**61**
1-28-52 (A)	88	51
2-21-52 (H)	75	45
1-30-54 (A)	85	63
2-22-54 (H)	100	64
1-29-55 (A)	75	71
2-21-55 (H)	77	59
1-28-56 (A)	**73**	**81**
2-20-56 (H)	76	55
1-26-57 (A)	91	83
2-18-57 (H)	80	65
1-6-58 (A)	86	81
2-17-58 (H)	65	61
1-6-59 (A)	**66**	**75**
2-18-59 (H)	83	71
1-5-60 (A)	76	59
2-16-60 (H)	68	60
1-9-61 (A)	**62**	**64**
2-21-61 (H)	60	59
3-9-61 (SEC)	88	67
1-8-62 (A)	77	68
2-19-62 (H)	87	80
1-7-63 (A)	106	82
2-18-63 (H)	**67**	**69**
1-6-64 (A)	**83**	**85**
2-17-64(H)	104	73
1-5-65 (H)	**79**	**97**
2-16-65 (A)	**90**	**91**
1-15-66 (H)	96	83
2-2-66 (A)	105	90
1-5-67 (H)	***89**	**91**
3-4-67 (A)	**94**	**110**
1-6-68 (A)	94	78
3-2-68 (H)	85	80
2-1-69 (H)	103	89
3-1-69 (A)	**99**	**101**
1-31-70 (A)	**81**	**89**
2-28-70 (H)	90	86
1-30-71 (H)	102	92
2-27-71 (A)	119	90
1-24-72 (H)	106	80
2-5-72 (A)	*85	80
1-22-73 (A)	**75**	**76**
2-3-73 (H)	**76**	**83**
1-28-74 (H)	**65**	**82**
3-2-74 (A)	**69**	**71**
1-27-75 (A)	91	90
3-1-75 (H)	109	84
1-17-76 (H)	77	76
2-14-76 (A)	**65**	**69**
1-8-77 (A)	64	62
2-5-77 (H)	113	73
1-2-78 (H)	72	59
3-6-78 (A)	78	68
2-7-79 (A)	**58**	**68**
2-23-79 (H)	96	70
1-19-80 (H)	106	90
2-15-80 (H)	91	73
1-24-81 (A)	78	64
2-21-81 (H)	80	48
3-5-81 (SEC)	**55**	**60**
1-23-82 (H)	67	58
2-20-82 (A)	73	69
1-22-83 (A)	82	77
2-19-83 (H)	82	63
1-20-84 (H)	67	46
2-19-84 (A)	58	54
1-7-85 (H)	75	58
2-7-85 (A)	68	62
1-4-86 (A)	80	71
2-5-86 (H)	73	65

VERNON COLLEGE (1-0)

2-13-06 (A)	32	14

VILLANOVA (3-0)

3-21-49 (NCAA)	85	72
12-29-49 (SB)	*57	56
12-4-82 (H)	93	79

VIRGINIA (6-2)

1-22-14 (A)	**23**	**39**
2-13-22 (A)	**30**	**32**
2-14-24 (H)	29	16
1-16-28 (A)	31	28
1-2-62 (H)	93	73
11-30-63 (H)	75	64
12-4-65 (A)	99	73
12-3-66 (H)	104	84

VIRGINIA TECH (2-1)

2-19-24 (H)	36	14
2-28-56 (SB)	56	55
12-1-62 (H)	**77**	**80**

VMI (4-2)

12-24-14 (A)	**18**	**32**
2-9-22 (A)	**32**	**37**
2-26-26 (SC)	38	25
12-1-60 (H)	72	56
3-17-77 (NCAA)	93	78
12-30-85 (LV)	93	55

WABASH (1-1)

1-6-25 (A)	**11**	**57**
12-28-46 (H)	96	24

WAKE FOREST (2-0)

12-14-53 (H)	101	69
12-21-63 (UKIT)	98	75

WARSAW UNIVERSITY (2-0)

8-3-66 (IUT)	67	58
8-11-66 (IUT)	87	57

WASHINGTON UNIV. (2-0)

12-19-42 (H)	45	38
2-7-48 (N)	69	39

WASHINGTON, UNIV. OF (1-0)

3-14-85 (NCAA)	66	58

WASHINGTON & LEE (12-1)

2-8-22 (A)	21	20
12-30-25 (H)	28	22
2-5-26 (H)	44	34
2-4-27 (H)	**34**	**36**
2-3-28 (H)	34	28
2-8-29 (H)	31	30
2-22-30 (H)	*28	26
2-6-31 (H)	23	18
1-30-32 (H)	48	28
12-21-38 (H)	67	47
1-2-42 (H)	62	32
12-8-51 (H)	96	46
12-1-56 (H)	94	66

WASHINGTON STATE (1-0)

12-20-74 (UKIT)	97	75

WAYNE (1-0)

3-16-56 (NCAA)	84	64

WESTERN KENTUCKY (1-1)

3-18-71 (NCAA)	**83**	**107**
3-16-86 (NCAA)	71	64

WESTERN ONTARIO (4-0)

12-7-45 (H)	51	42
12-8-45 (H)	71	28
1-3-48 (H)	98	41
12-10-49 (H)	90	18

WEST TEXAS STATE (2-0)

12-1-50 (H)	73	43
12-4-78 (H)	121	67

WEST VIRGINIA (10-4)

2-2-24 (H)	24	21
2-2-25 (H)	25	19
2-7-27 (H)	**26**	**44**
1-8-40 (H)	47	38
12-12-40 (H)	46	34
1-11-41 (A)	**43**	**56**
3-18-46 (NIT)	59	51
12-20-57 (UKIT)	**70**	**77**
12-20-58 (UKIT)	97	91
12-19-59 (UKIT)	**70**	**79**
12-22-62 (UKIT)	79	75
12-18-64 (UKIT)	102	78
12-1-69 (H)	106	87
12-7-70 (A)	106	100

WISCONSIN (2-1)

1-20-63 (UKIT)	108	85
12-31-68 (N)	**65**	**69**
12-27-76 (H)	72	64

SCORES VS. ALL OPPONENTS

Date	Ky.	Opp.
WRIGHT FIELD (1-0)		
1-15-44 (H)	61	28
WYOMING (2-0)		
12-26-44 (N)	50	46
12-16-83 (UKIT)	66	40
XAVIER (37-2)		
2-5-35 (A)	40	27
3-7-35 (H)	46	29
1-14-36 (A)	36	32
2-18-36 (H)	49	40
12-15-36 (A)	34	28
2-22-37 (H)	23	15
2-5-38 (A)	**32**	**39**
2-17-38 (H)	45	29
2-8-39 (A)	41	31
2-21-39 (H)	43	23
1-6-40 (A)	42	41
2-12-40 (H)	37	29
1-9-41(A)	48	43
1-25-41(H)	**44**	**49**
1-10-42(A)	40	39
2-21-42(H)	44	36
1-9-43 (A)	43	38
2-8-43(H)	48	36
1-14-46(A)	62	36
2-23-46(H)	83	40
1-25-47(H)	71	34
2-19-47(A)	58	31
12-17-47(H)	79	37
2-28-48(A)	59	37
2-12-49(H)	96	50
2-24-49(A)	51	40
1-26-50(A)	58	47
2-23-50(H)	58	53
12-12-50 (A)	67	56
2-13-51 (H)	78	51
12-10-51 (A)	97	72
1-7-52 (H)	3	50
12-12-53 (A)	1	66
1-4-54 (H)	7	71
12-11-54 (A)	73	69
2-14-55 (H)	66	55
1-26-63 (H)	90	76
12-6-67 (H)	111	76
11-30-68 (H)	115	77
YALE (1-0)		
12-27-61 (H)	79	58











1985-86 SEASON



1985-86 STATISTICS

UNIVERSITY OF KENTUCKY BASKETBALL STATISTICS (36 Games)

(32-4 Overall; 17-1 SEC Champions) (18-0 Home; 10-3 Away; 4-1 Neutral)

Player	G-GS	Min-Avg	FG-FGA-Pct	FT-FTA-Pct	Reb-Avg	PF-D	A	TO	BLK	STL	POINTS
WALKER, KENNY	36-36	1254-34.8	260-447-58.2	201-263-76.4	276-7.7	90-1	50	54	43	46	721-20.0
BENNETT, WINSTON	36-36	1129-31.4	171-338-50.6	115-158-72.8	252-7.0	123-6	54	73	17	46	457-12.7
DAVENDER, ED	36-35	1142-31.7	155-354-43.8	104-131-79.4	98-2.7	87-1	121	69	2	59	414-11.5
BLACKMON, JAMES	36-36	992-27.6	148-303-48.8	41 - 71-57.7	143-4.0	85-2	77	43	5	49	337- 9.4
HARDEN, ROGER	36-36	1121-31.1	109-208-52.4	26- 31-83.9	79-2.2	67-0	232	86	1	33	244- 6.8
MADISON, RICHARD	33- 0	486-14.7	62-108-57.4	35- 52-67.3	81-2.5	39-0	23	37	7	10	159- 4.8
JENKINS, CEDRIC	36- 0	424-11.8	44- 90-48.9	29- 42-69.0	82-2.3	56-2	7	11	5	8	117- 3.3
LOCK, ROBERT	28- 0	209- 7.5	30- 55-54.5	22- 46-47.8	50- 1.8	39-0	3	24	12	4	82- 2.9
ZIEGLER, TODD	17- 0	70- 4.1	14- 24-58.3	6- 10-60.0	19- 1.1	12-0	5	7	1	3	34- 2.0
BYRD, LEROY	22- 1	125- 5.7	12- 20-60.0	13- 17-76.5	12- .5	11-0	21	11	1	14	37- 1.7
ANDREWS, PAUL	24- 0	166- 6.9	17- 40-42.5	6- 6-100.0	17- .7	19-0	14	8	0	7	40- 1.7
THOMAS, IRVING	19- 0	82- 4.3	8- 16-50.0	8- 14-57.1	18- .9	14-0	5	19	3	1	24- 1.3
TEAM					64-1.8						
WILDCATS	**36**	**7200-200**	**1030-2003-51.4**	**606-841-72.1**	**1191-33.1**	**642-12**	**612**	**442**	**97**	**280**	**2666-74.1**
Opponents	**36**	**7200-200**	**886-1914-46.3**	**432-602-71.8**	**1031-28.6**	**759-28**	**442**	**548**	**86**	**192**	**2210-61.4**

UK FINAL SOUTHEASTERN CONFERENCE BASKETBALL STATISTICS (18 Games)

Conference Games (17-1 SEC Champions; 9-0 Home; 8-1 Away)

Player	G-GS	Min-Avg	FG-FGA-Pct	FT-FTA-Pct	Reb-Avg	PF-D	A	TO	BLK	STL	POINTS
WALKER, KENNY	18-18	678-37.7	136-228-59.6	95-125-76.0	143-7.9	47-1	29	23	27	26	367-20.4
BENNETT, WINSTON	18-18	573-31.8	90-174-51.7	60- 82-73.2	127-7.1	67-4	60	43	8	27	240-13.3
DAVENDER, ED	18-17	598-33.2	81-183-44.3	38- 52-73.1	45-2.5	53-1	72	42	2	27	200-11.1
BLACKMON, JAMES	18-18	526-29.2	76-141-53.9	17- 28-60.7	57-3.2	49-1	44	25	2	24	169- 9.4
HARDEN, ROGER	18-18	581-32.3	58-104-55.8	17- 19-89.5	35-1.9	39-0	119	50	0	14	133- 7.4
MADISON, RICHARD	17- 0	278-16.4	31- 59-52.5	19- 31-61.3	42-2.5	19-0	13	20	4	8	81- 4.8
LOCK, ROBERT	13- 0	62- 4.8	11 - 16-68.8	8- 13-61.5	14-1.1	11-0	1	4	3	1	30- 2.3
JENKINS, CEDRIC	18- 0	172- 9.6	13- 31-41.9	7- 12-58.3	29-1.6	21-1	3	1	3	5	33- 1.8
THOMAS, IRVING	8- 0	14- 1.8	4- 5-80.0	2- 5-40.0	4- .5	4-0	2	3	0	0	10- 1.3
BYRD, LEROY	10- 1	37- 3.7	4- 6-66.7	4- 4-100.0	2- .2	1-0	6	5	0	4	12- 1.2
ANDREWS, PAUL	12- 0	72- 6.0	7- 16-43.8	0- 0-00.0	5- .4	8-0	6	4	0	2	14- 1.2
ZIEGLER, TODD	6- 0	9- 1.5	1- 2-50.0	1- 2-50.0	3- .5	2-0	1	44	0	0	3- .5
TEAM	18				33-1.8						
WILDCATS	**18**	**3600-200**	**512-965-53.1**	**268-373-71.8**	**539-29.9**	**321-8**	**326**	**224**	**49**	**138**	**1292-71.8**
Opponents	**18**	**3600-200**	**449-938-47.9**	**212-299-70.9**	**513-28.5**	**363-17**	**220**	**274**	**38**	**110**	**1110-61.7**

1985-86 SUPERLATIVES

TEAM	Kentucky	Opponents
Points	98 - Hawaii	83 - Kansas
Fewest Points	51 - N.C. State	52 - East Carolina, Alabama, at LSU
Field Goals Made	42 - VMI	34 - Georgia
Field Goals Att.	74 - VMI	70 - VMI
Field Goal %	72.2 - Miss. State	65.0 - Northwestern State
Lowest FG %	32.8 - N.C. State	32.9 - VMI
Free Throws Made	28 - East Carolina, Tennessee	24 - Alabama (SEC)
Free Throws Att.	41 - East Carolina	34 - Alabama (SEC)
Free Throw Pct.	88.9 - Kansas	100.0 - at LSU (SEC)
Rebounds	48 - Hawaii	38 - VMI
Fewest Rebounds	22 - Indiana	19 - Auburn, Davidson (NCAA)
Most Fouls	9 - at LSU	12 - at LSU
Assists	32 - Miss. State	19 - Kansas, Louisville
Most Turnovers	23 - at LSU	32 - Chaminade

INDIVIDUAL	Kentucky	Opponents
Points	33 - Walker vs. Hawaii	28 - Tony White, Tenn., Williams, LSU (SEC)
Field Goals Made	12 - Walker vs. Hawaii Walker vs. Ole Miss Walker vs. Ole Miss (SEC)	12 - Williams, LSU (SEC)
Field Goals Att.	21 - Walker vs. Hawaii	24 - Tony White, Tenn.
Free Throws Made	16 - Walker vs. Alabama (SEC)	8 - Burrow, Vandy Johnson, Alabama Moten, Florida McKey, Alabama (SEC)
FT Attempted	18 - Walker vs. Alabama (SEC)	12 - Ritchwood, Miss.
Rebounds	14 - Walker vs. Louisville Bennett vs. Vandy	12 - McKey, Alabama (NCAA)
Assists	11 - Harden vs. Indiana	11 - Hunter, Kansas
Blocked Shots	4 - Walker vs. Florida Walker vs. Florida	4 - Ellison, Louisville Fasoulas, N.C. State McKey, Alabama

RESULTS

Date	Record	UK	Opp	Opponent	Margin	Top Scorer	Top Rebounder	Attendance
Nov. 22	1 - 0	77	58	Northwestern State	19	18 Bennett, Winston	7 Bennett, Winston	23,127 (H)
Nov. 26	2 - 0	89	57	Chaminade	32	22 Walker, Kenny	5 Walker, Kenny	1,508 (A)
Nov. 27	3 - 0	98	65	Hawaii	33	33 Walker, Kenny	10 Walker, Kenny	6,342 (A)
Dec. 03	4 - 0	84	54	Cincinnati	30	26 Walker, Kenny	7 Blackmon, James	23,330 (H)
Dec. 07	5 - 0	63	58	Indiana	5	22 Davender, Ed	5 Blackmon, James	24,203 (H)
Dec. 14	5 - 1	66	83	Kansas	-17	12 Walker, Kenny	8 Bennett, Winston	15,122 (A)
Dec. 20	6 - 1	86	52	East Carolina	34	19 Walker, Kenny	9 Bennett, Winston	22,416 (H)
Dec. 21	7 - 1	88	56	Pepperdine	32	21 Walker, Kenny	10 Walker, Kenny	22,840 (H)
Dec. 28	8 - 1	69	64	Louisville	5	23 Bennett, Winston	14 Walker, Kenny	24,180 (H)
Dec. 30	9 - 1	93	55	Virginia Military Institute	38	18 Walker, Kenny	10 Bennett, Winston	19,450 (N-L'ville)
Jan. 04	10 - 1	80	71	Vanderbilt	9	25 Walker, Kenny	14 Bennett, Winston	15,626 (A)
Jan. 06	10 - 2	56	60	Auburn	-4	22 Walker, Kenny	6 Walker, Kenny	11,873 (A)
Jan. 08	11 - 2	75	58	Mississippi	17	31 Walker, Kenny	6 Bennett, Winston	22,645 (H)
Jan. 11	12 - 2	76	52	Alabama	24	24 Walker, Kenny	9 Walker, Kenny	23,345 (H)
Jan. 15	13 - 2	64	52	Mississippi State	12	15 Walker, Kenny	8 Bennett, Winston	5,226 (A)
Jan. 18	14 - 2	72	55	Florida	17	25 Walker, Kenny	11 Bennett, Winston	11,914 (A)
Jan. 23	15 - 2	74	69	Georgia	5	15 Davender, Ed	10 Walker, Kenny	22,810 (H)
Jan. 25	16 - 2	74	57	Tennessee	17	26 Bennett, Winston	7 Madison, Richard	23,069 (H)
Jan. 29	17 - 2	54	52	LSU	2	17 Bennett, Winston	8 Walker, Kenny	12,477 (A)
Jan. 31	18 - 2	81	71	Auburn	10	24 Walker, Kenny	10 Bennett, Winston	23,320 (H)
Feb. 02	18 - 3	51	54	North Carolina State	-3	16 Davender, Ed	8 Walker, Kenny	12,400 (A)
Feb. 05	19 - 3	73	65	Vanderbilt	8	22 Blackmon, James	12 Walker, Kenny	23,070 (H)
Feb. 08	20 - 3	62	58	Ole Miss	4	15 Walker, Kenny	13 Walker, Kenny	7,451 (A)
Feb. 13	21 - 3	73	71	Alabama	2	22 Blackmon, James	7 Blackmon, James	15,043 (A)
Feb. 15	22 - 3	88	62	Mississippi State	26	21 Bennett, Winston	7 Bennett, Winston	23,115 (H)
Feb. 19	23 - 3	80	69	Florida	11	23 Walker, Kenny	10 Walker, Kenny	23,065 (H)
Feb. 22	24 - 3	80	75	Georgia	5	22 Walker, Kenny	9 Walker, Kenny	10,826 (A)
Feb. 27	25 - 3	62	60	Tennessee	2	32 Walker, Kenny	9 Walker, Kenny	12,700 (A)
Mar. 01	26 - 3	68	57	LSU	11	17 Walker, Kenny	6 Bennett, Winston	23,610 (H)
Mar. 06	27 - 3	95	69	Ole Miss	26	28 Walker, Kenny	7 Bennett, Winston	18,230 (H-SEC)
Mar. 07	28 - 3	61	58	Louisiana State	3	15 Bennett, Winston	13 Bennett Winston	19,215 (H-SEC)
Mar. 08	29 - 3	83	72	Alabama	11	20 Walker, Kenny	12 Walker, Kenny	21,700 (H-SEC)
Mar. 14	30 - 3	75	55	Davidson	20	20 Walker, Kenny	11 Blackmon, James	11,666 (N-NCAA)
Mar. 16	31 - 3	71	64	Western Kentucky	7	32 Walker, Kenny	8 Walker, Kenny	11,325 (N-NCAA)
Mar. 20	32 - 3	68	63	Alabama	5	22 Walker, Kenny	12 Bennett, Winston	16,723 (N-NCAA)
Mar. 22	32 - 4	57	59	LSU	-2	20 Walker, Kenny	12 Bennett, Winston	16,453 (N-NCAA)

TEAM GAME-BY-GAME STATS

GAME	FGA-FGA-Pct	FT-FTA-Pct	Reb	A	S	TO	PF	D	BS	1st	2nd	TOT
NORTHWESTERN STATE	26-40-65.0	6-15-40.0	21	14	7	23	18	1	3	24	34	58
KENTUCKY	**30-58-51.7**	**17-23-73.9**	**31**	**20**	**12**	**16**	**16**	**0**	**0**	**38**	**39**	**77**
CHARMINADE	25-56-44.6	7-14-50.0	32	13	3	32	15	1	2	25	32	57
KENTUCKY	**37-64-57.8**	**15-21-71.4**	**30**	**22**	**17**	**17**	**18**	**0**	**2**	**44**	**45**	**89**
HAWAII	22-65-33.8	21-29-72.4	30	15	3	17	28	0	3	31	34	65
KENTUCKY	**36-71-50.7**	**26-34-76.5**	**48**	**25**	**11**	**14**	**26**	**1**	**4**	**49**	**49**	**98**
CINCINNATI	22-54-40.7	10-16-62.5	28	10	6	25	25	0	0	23	31	54
KENTUCKY	**29-57-50.9**	**26-33-78.8**	**35**	**15**	**15**	**17**	**18**	**0**	**2**	**36**	**48**	**84**
INDIANA	24-55-43.6	10-11-90.9	34	15	1	13	22	0	1	32	26	58
KENTUCKY	**22-46-47.8**	**19-23-82.6**	**22**	**16**	**4**	**9**	**12**	**0**	**4**	**32**	**31**	**63**
KANSAS	32-52-61.5	19-27-70.4	29	19	4	5	24	1	3	42	41	83
KENTUCKY	**21-52-40.4**	**24-27-88.9**	**31**	**6**	**3**	**11**	**25**	**0**	**3**	**34**	**32**	**66**
EAST CAROLINA	21-52-40.4	10-16-62.5	24	10	7	21	31	1	1	24	28	52
KENTUCKY	**29-54-53.7**	**28-41-68.3**	**45**	**14**	**9**	**17**	**20**	**0**	**2**	**36**	**50**	**86**
PEPPERDINE	21-56-37.5	14-18-77.8	27	11	8	18	21	1	1	27	36	56
KENTUCKY	**35-62-56.5**	**18-27-66.7**	**41**	**19**	**6**	**13**	**17**	**0**	**1**	**36**	**52**	**88**
LOUISVILLE	29-50-58.0	6- 7-85.7	24	19	1	12	22	0	9	30	34	64
KENTUCKY	**25-60-41.7**	**19-25-76.0**	**36**	**10**	**6**	**7**	**12**	**0**	**2**	**33**	**36**	**69**
VIRGINIA MILITARY IN	23-70-32.9	7- 8-87.5	38	12	3	19	17	0	2	20	35	53
KENTUCKY	**42-74-56.8**	**9-18-50.0**	**46**	**26**	**10**	**10**	**14**	**0**	**4**	**39**	**54**	**93**
VANDERBILT	27-62-46.5	17-21-81.0	31	9	5	18	19	1	2	28	43	71
KENTUCKY	**32-51-62.7**	**16-20-80.0**	**29**	**15**	**8**	**19**	**25**	**1**	**1**	**43**	**37**	**80**
AUBURN	24-52-46.2	12-16-75.0	37	12	6	13	13	0	5	34	26	60
KENTUCKY	**25-62-40.3**	**6- 8-75.0**	**31**	**9**	**7**	**9**	**18**	**0**	**1**	**20**	**36**	**56**
MISSISSIPPI	24-49-49.0	10-18-55.6	28	8	4	13	16	0	0	28	30	58
KENTUCKY	**31-60-51.7**	**13-17-76.5**	**28**	**21**	**9**	**6**	**16**	**0**	**1**	**32**	**43**	**75**
ALABAMA	20-51-39.2	12-14-85.7	30	10	2	15	21	1	2	22	30	52
KENTUCKY	**31-55-56.4**	**14-22-63.6**	**35**	**22**	**9**	**7**	**18**	**0**	**3**	**29**	**47**	**76**
MISSISSIPPI STATE	21-42-50.0	10-14-71.4	27	14	8	20	19	1	2	28	24	52
KENTUCKY	**26-49-53.1**	**12-18-66.7**	**25**	**15**	**10**	**13**	**17**	**0**	**1**	**37**	**27**	**64**
FLORIDA	23-60-38.3	9-14-64.3	29	12	5	13	22	2	5	28	27	55
KENTUCKY	**29-55-52.7**	**14-21-66.7**	**41**	**19**	**2**	**15**	**17**	**1**	**5**	**36**	**36**	**72**
GEORGIA	29-54-53.7	11-15-73.3	30	14	11	24	24	2	2	27	42	69
KENTUCKY	**26-57-45.6**	**22-32-68.8**	**31**	**17**	**8**	**20**	**20**	**1**	**2**	**43**	**31**	**74**
TENNESSEE	24-51-47.1	9-13-69.2	31	8	4	18	26	2	2	26	31	57
KENTUCKY	**23-48-47.9**	**28-37-75.7**	**29**	**17**	**12**	**12**	**17**	**0**	**2**	**31**	**43**	**74**
LSU	24-43-55.8	4-4-100.0	15	11	11	18	12	1	2	28	24	52
KENTUCKY	**26-45-57.8**	**2- 5-40.0**	**25**	**15**	**5**	**23**	**9**	**0**	**2**	**32**	**22**	**54**
AUBURN	28-47-59.6	11-16-68.8	19	17	4	14	20	0	1	34	37	67
KENTUCKY	**34-66-51.5**	**13-17-76.5**	**33**	**20**	**10**	**8**	**18**	**0**	**1**	**41**	**40**	**81**
N.C. STATE	19-42-45.2	16-19-84.2	28	15	4	11	17	0	8	23	31	54
KENTUCKY	**19-58-32.8**	**13-17-76.5**	**34**	**14**	**4**	**10**	**18**	**0**	**1**	**28**	**23**	**51**
VANDERBILT	24-45-53.3	17-25-68.0	29	13	6	14	29	3	2	27	38	65
KENTUCKY	**24-52-46.2**	**25-37-67.6**	**30**	**18**	**7**	**9**	**21**	**2**	**2**	**34**	**39**	**73**
OLE MISS	23-50-46.0	12-19-63.2	36	11	5	13	19	1	0	28	30	58
KENTUCKY	**25-54-46.3**	**12-19-63.2**	**31**	**18**	**8**	**9**	**19**	**0**	**4**	**35**	**27**	**62**
ALABAMA	27-52-51.9	17-27-62.9	32	11	5	11	21	1	6	35	36	71
KENTUCKY	**28-54-51.8**	**17-23-73.9**	**31**	**15**	**8**	**10**	**25**	**2**	**2**	**38**	**35**	**73**
MISSISSIPPI STATE	24-47-51.1	14-20-70.0	23	14	6	20	19	1	1	27	35	62
KENTUCKY	**39-54-72.2**	**10-13-76.9**	**21**	**32**	**9**	**8**	**16**	**0**	**2**	**43**	**45**	**88**
FLORIDA	27-58-46.6	15-18-83.3	23	16	10	9	23	1	0	29	40	69
KENTUCKY	**32-55-58.2**	**16-20-80.0**	**33**	**19**	**2**	**14**	**18**	**0**	**7**	**42**	**38**	**80**
GEORGIA	34-68-50.0	7-10-70.0	30	15	7	9	13	0	2	35	40	75
KENTUCKY	**33-55-60.0**	**14-19-73.7**	**31**	**20**	**6**	**12**	**13**	**0**	**6**	**38**	**42**	**80**
TENNESSEE	20-48-41.7	20-26-76.9	31	11	5	13	23	1	3	23	37	60
KENTUCKY	**19-42-45.2**	**24-60-80.0**	**31**	**13**	**7**	**14**	**19**	**0**	**3**	**26**	**36**	**62**
LSU	26-59-44.1	5- 9-55.6	33	14	6	19	17	0	1	24	33	57
KENTUCKY	**29-51-56.9**	**10-15-66.7**	**25**	**21**	**10**	**16**	**15**	**0**	**7**	**30**	**38**	**68**
OLE MISS (SEC)	27-59-45.8	15-21-71.4	24	9	7	12	23	1	4	23	46	69
KENTUCKY	**39-68-57.4**	**17-26-65.4**	**45**	**18**	**10**	**12**	**20**	**0**	**5**	**40**	**55**	**95**
LSU (SEC)	24-49-49.0	10-10-100	26	8	4	12	21	0	1	28	30	58
KENTUCKY	**24-55-43.6**	**13-22-59.1**	**35**	**17**	**6**	**9**	**16**	**0**	**6**	**27**	**34**	**61**
ALABAMA (SEC)	24-51-47.1	24-34-70.6	32	13	4	13	28	3	1	43	29	72
KENTUCKY	**28-60-46.7**	**27-32-84.4**	**37**	**15**	**6**	**7**	**26**	**2**	**3**	**40**	**43**	**83**
DAVIDSON (NCAA)	24-53-45.3	7- 8-87.5	19	11	3	14	24	1	1	26	29	55
KENTUCKY	**27-49-55.1**	**21-32-65.6**	**39**	**10**	**10**	**14**	**15**	**0**	**2**	**38**	**37**	**75**
WESTERN KENTUCKY (N-NCAA)	27-65-41.5	10-15-66.7	36	11	4	7	24	1	2	24	40	64
KENTUCKY	**24-46-52.2**	**23-30-76.7**	**34**	**13**	**3**	**12**	**16**	**0**	**3**	**36**	**35**	**71**
ALABAMA (N-NCAA)	23-54-42.6	17-21-81.0	34	5	6	11	19	0	3	28	35	63
KENTUCKY	**27-52-51.9**	**14-21-66.7**	**30**	**14**	**5**	**11**	**18**	**1**	**3**	**32**	**36**	**68**
LSU (N-NCAA)	24-53-45.3	11-14-78.6	32	12	8	9	17	0	2	33	26	59
KENTUCKY	**24-52-46.2**	**9-16-56.3**	**33**	**12**	**6**	**12**	**17**	**0**	**1**	**34**	**23**	**57**

1985-86 SEASON IN REVIEW

Game 1
KENTUCKY 77, Northwestern St. 58
November 22, 1985 — Rupp Arena

Kentucky downed Northwestern in the season opener with the 19-point win and the first test of Sutton's three-guard lineup. The trio pressured Northwestern into 23 turnovers.

The teams traded the lead and tied the score six times before Winston Bennett hit a 16-footer with 10:06 on the clock to push Kentucky into the lead for the rest of the game.

The Cats earned a 24-38 half-time lead and spread the margin to as much as 23 points in the second half.

Bennett led UK with 18 points and seven rebounds against Dwight Moody's 16 points and 5 rebounds for Northwestern.

KENTUCKY 77	M	FG	FGA	FT	FTA	R	A	PF	TP
Winston Bennett	34	8	13	2	3	7	1	2	18
Kenny Walker	26	5	5	3	4	3	1	1	13
James Blackmon	24	4	9	1	2	3	3	2	9
Ed Davender	31	4	11	5	7	3	4	2	13
Roger Harden	26	3	6	0	0	3	8	2	6
Cedric Jenkins	19	3	4	2	2	4	0	1	8
Richard Madison	12	2	3	0	1	2	1	1	4
Irving Thomas	8	0	0	0	0	0	1	1	0
Robert Lock	5	0	2	0	0	2	0	2	0
Leroy Bird	6	0	2	2	2	0	1	1	2
Paul Andrews	6	1	3	2	2	2	0	0	4
Todd Ziegler	3	0	0	0	0	2	0	1	0
Team	0	0	0	0	0	0	0	0	0
Totals	**200**	**30**	**58**	**17**	**23**	**31**	**20**	**16**	**77**
Northwestern State 58	**MIN**	**FG**	**FGA**	**FT**	**FTA**	**R**	**A**	**PF**	**TP**
Dwight Moody	40	8	14	0	3	5	4	3	16
Gerald Bush	32	5	5	3	5	4	0	5	13
George Jones	33	4	4	1	3	3	0	4	9
F. Williams	35	1	3	0	0	3	5	2	2
Victor Willis	39	7	12	0	0	3	4	0	14
William Young	11	0	1	0	0	1	1	1	0
P. Wesley	5	1	1	2	4	0	0	1	4
Darrin Turner	1	0	0	0	0	0	0	0	0
C. Yarbough	4	0	0	0	0	1	0	2	0
Team	0	0	0	0	0	1	0	0	0
Totals	**200**	**26**	**40**	**6**	**15**	**21**	**14**	**18**	**58**

KENTUCKY	**38**	**39**	**---**	**77**
Northwestern State	**24**	**34**	**---**	**58**

Shooting Percentages — KENTUCKY 51.7, Northwestern State 65.0; Turnovers — KENTUCKY 16, Northwestern State 23; Technical Fouls — KENTUCKY 0, Northwestern 0
Attendance - 23,127

Game 2
KENTUCKY 89, Chaminade 57
November 26, 1985 — McCabe Gym

Kentucky traveled to the Hawaiian Islands for the second game of the season.

The Cats defeated Chaminade University in Honolulu before a Kentucky crowd of nearly 1,000. Donned in Hawaiian shirts, the Big Blue fans dominated the crowd of 1,500 that packed into McCabe Gym.

Kenny Walker and Ed Davender combined for 15 of 19 from the floor and 14 of 16 from the line. Walker finished with 22 for the game, Davender with 20.

The Cats out shot Chaminade 57.8 percent to 44.6 percent and forced the Silverswords into 32 turnovers.

KENTUCKY 89	MIN	FG	FGA	FT	FTA	R	A	PF	TP
Kenny Walker	28	8	10	6	7	5	2	2	22
James Blackmon	24	6	13	2	2	4	4	2	14
Winston Bennett	21	4	5	0	0	2	1	1	8
Ed Davender	29	7	9	6	7	2	2	1	20
Roger Harden	24	1	3	0	0	3	8	1	2
Leroy Byrd	8	1	2	0	0	1	0	0	2
Irving Thomas	9	0	1	0	0	1	2	0	0
Todd Ziegler	6	1	1	0	0	2	0	2	2
Paul Andrews	7	0	2	0	0	1	0	1	0
Richard Madison	15	3	4	0	0	2	1	4	6
Rob Lock	12	4	4	0	3	3	1	2	8
Cedric Jenkins	17	2	10	1	2	4	0	2	5
Team	0	0	0	0	0	0	0	0	
Totals	**200**	**37**	**64**	**15**	**21**	**310**	**22**	**18**	**89**
Chaminade University 57	**MIN**	**FG**	**FGA**	**FT**	**FTA**	**R**	**A**	**PF**	**TP**
Greg Gary	0	0	0	0	0	0	0	0	0
Rod McCray	35	5	10	1	1	3	8	1	11
Duane Bradley	17	3	11	0	1	2	1	0	6
Walt Carpenter	9	2	3	0	0	2	0	1	4
Scott Hanson	20	3	7	2	2	1	0	1	8
Forema Sprauve	9	1	2	1	2	1	0	2	3
Marty Moore	30	0	4	0	0	2	2	2	0
Fran Fletcher	29	2	6	3	4	7	1	5	7
John Wyatt	28	6	7	0	2	6	0	3	12
Tom Hawkins	10	0	1	0	2	0	0	0	0
Dwayne Bailey	13	3	5	0	0	3	1	0	6
Team	0	0	0	0	0	5	0	0	0
Totals	200	25	56	7	14	32	13	15	57

KENTUCKY	**44**	**45**	**---**	**89**
Chaminade University	**25**	**32**	**---**	**57**

Shooting Percentages — KENTUCKY 57.8, Chaminade University 44.6; Turnovers — KENTUCKY 17, Chaminade University 32; Technical Fouls — KENTUCKY 0, Chaminade University 0
Attendance - 1,508

Game 3
KENTUCKY 98, Hawaii 65
November 27, 1985 — Blaisdell Center

The Wildcats second stop on the Hawaiian Islands, against the University of Hawaii, spotlighted a 61.8% shooting effort for Kentucky in the first half.

Kenny Walker and Ed Davender led the way with 22 and 12 points, respectively at the half.

Hawaii's 2-2 tie in the first two minutes of play was the closest to leading that the Rainbows came.

The Cats never relinquished their lead after James Blackmon hit a free throw to put Kentucky up 3-2 minutes into the game.

Andre Morgan connected for 23 points and grabbed 10 rebounds for Hawaii. Teammate Rick Domonkos added 10 points and five rebounds for the effort.

KENTUCKY 98	MIN	FG	FGA	FT	FTA	R	A	PF	TP
James Blackmon	25	5	10	1	2	4	3	2	11
Ed Davender	29	8	13	4	4	5	4	1	20
Roger Harden	26	1	3	0	0	1	9	3	2
Winston Bennett	23	2	4	0	0	3	2	5	4
Kenny Walker	32	12	21	9	10	10	1	3	33
Leroy Byrd	11	1	1	2	3	2	2	0	4
Paul Andrews	9	2	5	0	0	4	0	2	4
Irving Thomas	4	0	2	1	1	1	0	1	1
Todd Ziegler	5	1	3	2	2	3	0	0	4
Richard Madison	10	2	2	1	2	3	4	2	5
Rob Lock	17	1	3	3	6	3	0	3	5
Cedric Jenkins	9	1	3	4	7	0	4	5	6
Team	0	0	0	0	0	2	0	0	0
Totals	**200**	**36**	**71**	**26**	**34**	**48**	**25**	**26**	**98**
Hawaii 65	**MIN**	**FG**	**FGA**	**FT**	**FTA**	**R**	**A**	**PF**	**TP**
Keith Turner	29	2	10	3	4	1	4	2	7
Andre Morgan	36	11	20	1	4	10	1	4	23
Jer. Wrightsil	23	1	8	2	2	1	2	2	4
Anthony Jones	23	0	4	2	2	2	2	4	2
Rick Domonkos	34	3	7	4	5	5	2	4	10
Kenny Walker	20	1	4	3	4	2	1	4	5
James Guale	15	2	3	0	0	3	1	3	4
Billy Koch	2	1	3	0	0	0	1	1	2
Richard Jardine	2	1	3	2	2	1	1	0	4
Anthony Fletcher	9	0	1	4	6	1	0	3	4
John Gabriel	6	0	2	0	0	1	0	1	0
John Jorgenson	1	0	0	0	0	0	0	0	0
Team	0	0	0	0	0	3	0	0	0
Totals	**200**	**22**	**65**	**21**	**29**	**30**	**15**	**28**	**65**
KENTUCKY	**49**	**49**	**---**	**98**					
Hawaii	**31**	**34**	**---**	**65**					

Shooting Percentages — KENTUCKY 50.7, Hawaii 33.8; Turnovers — KENTUCKY 14, Hawaii 17
Attendance - 6,342

Game 4
KENTUCKY 84, Cincinnati 54
December 3, 1985 — Rupp Arena

UK's "Player of the Year" candidate Kenny Walker tossed in 26 points to lead the Wildcats' victory over the Bearcats. Walker sparked an 11-point scoring shutout with a turnaround shot mid-way through the first period. Kenneth Henry, high scorer for Cincinnati with 17, ended Kentucky's streak with 5:49 left in the half.

UK's 36-23 lead at the half was cut when Henry and Myron Hughes sparked a Cincinnati comeback four minutes into the second period, pulling the Bearcats to within three points.

But the success was short-lived as the Cats again shut out Cincinnati scoring 12 - 0 to ice the win.

KENTUCKY 84	MIN	FG	FGA	FT	FTA	R	A	PF	TP
James Blackmon	24	2	9	2	2	7	1	2	6
Ed Davender	27	6	9	2	2	2	3	0	14
Roger Harden	26	2	3	0	0	1	5	1	4
Winston Bennett	29	3	4	4	4	5	1	3	10
Kenny Walker	33	8	18	10	13	6	2	3	26
Rob Lock	12	2	4	1	4	3	0	2	5
Leroy Byrd	9	1	1	0	1	2	2	2	2
Richard Madison	12	2	4	1	1	2	0	1	5
Irving Thomas	5	0	1	0	0	3	0	1	0
Cedric Jenkins	7	0	0	2	2	1	0	0	2
Paul Andrews	8	1	1	2	2	0	1	1	4
Todd Ziegler	8	2	3	2	2	3	0	2	6
Totals	**200**	**29**	**57**	**26**	**33**	**35**	**15**	**18**	**84**
Cincinnati 54	**MIN**	**FG**	**FGA**	**FT**	**FTA**	**R**	**A**	**PF**	**TP**
Phiffer	10	0	0	0	0	0	1	1	0
McClendon	27	3	9	0	0	2	1	4	6
Henry	31	7	10	3	4	8	1	4	17
Hughes	26	5	8	2	2	5	3	3	12
Helm	21	0	3	0	0	4	0	3	0
Shorter	15	2	6	0	0	1	1	1	4
Glover	12	2	5	1	2	2	0	3	5
Wilson	15	2	4	0	0	1	2	4	4
Stiffend	10	0	1	1	2	0	1	2	1
Jackson	3	0	1	0	0	0	0	0	0
Ruehl	8	0	3	0	0	1	0	0	0
May	8	1	1	3	6	1	0	0	5
Flynn	7	0	1	0	0	1	0	0	0
Hodges	7	0	2	0	0	0	0	0	0
Team	0	0	0	0	0	2	0	0	0
Totals	**200**	**22**	**54**	**10**	**16**	**28**	**10**	**25**	**54**
KENTUCKY	**36**	**48**	**---**	**84**					
Cincinnati	**23**	**31**	**---**	**54**					

Shooting Percentages — KENTUCKY 50.9, Cincinnati 40.7; Turnovers — KENTUCKY 17, Cincinnati 25
Attendance - 23,330

1985-86 SEASON IN REVIEW

Game 5
KENTUCKY 63, Indiana 58
December 7, 1985 — Rupp Arena

Despite the loss of leading scorer Steve Alford, Indiana stayed within nine points of the Wildcats in the early season match up.

Alford was ruled ineligible by the NCAA for his appearance in a sorority calendar.

The Hoosiers out shot the Cats in the first half, both from the floor and the free throw line to tie up the score at the half.

The Cats found the basket 11 of 19 times in the second half to up their shooting to 57.9 percent.

Even without Alford, it was a guard's game with Ed Davender dropping in 22, as did Indiana's freshman guard Ricky Calloway.

KENTUCKY 63	MIN	FG	FGA	FT	FTA	R	A	PF	TP
James Blackmon	19	0	5	0	0	5	0	1	0
Ed Davender	37	8	14	6	7	0	3	2	22
Roger Harden	38	3	5	0	0	5	11	0	6
Winston Bennett	36	2	5	6	6	3	1	4	10
Kenny Walker	32	6	11	4	6	3	1	3	16
Richard Madison	23	2	3	0	0	5	0	0	4
Rob Lock	2	0	0	1	2	0	0	0	1
Cedric Jenkins	13	1	3	2	2	1	0	2	4
Totals	**200**	**22**	**46**	**19**	**23**	**22**	**16**	**12**	**63**
Indiana 58	**MIN**	**FG**	**FGA**	**FT**	**FTA**	**R**	**A**	**PF**	**TP**
T. Jadlow	5	0	0	0	0	0	0	2	0
R. Calloway	40	10	18	2	2	9	2	2	22
W. Morgan	25	2	5	0	0	3	3	3	4
S. Robinson	40	5	11	2	3	6	3	2	12
D. Brooks	4	1	2	0	0	1	1	1	2
D. Thomas	32	2	10	6	6	3	1	4	10
T. Meier	8	0	0	0	0	0	0	1	0
S. Eyl	7	0	0	0	0	2	0	3	0
A. Harris	16	2	5	0	0	3	1	3	4
K. Smith	23	2	4	0	0	3	4	1	4
Team	0	0	0	0	0	4	0	0	0
Totals	**200**	**24**	**55**	**10**	**11**	**34**	**15**	**22**	**58**

KENTUCKY	**32**	**31**	**---**	**63**
Indiana University	**32**	**26**	**---**	**58**

Shooting Percentages — KENTUCKY 47.8, Indiana University 43.6; Turnovers — KENTUCKY 9, Indiana University 13
Attendance - 24,203

Game 6
KENTUCKY 66, Kansas 83
December 14, 1985 — Allen Field House

The Wildcats suffered their first loss of the season at the hands of Kansas at Allen Field House.

The Jayhawks out shot Kentucky 61.5 percent to 40.4 percent in a matchup that left Kenny Walker benched most of the second half.

A finger in the eye put Walker out of commission after only 12 points and 4 rebounds.

The Wildcats' strongest performance came at the line with 24 of 27 free throws for 88.9 percent shooting.

KENTUCKY 66	MIN	FG	FGA	FT	FTA	R	A	PF	TP
Kenny Walker	24	4	9	4	5	4	0	3	12
Winston Bennett	25	3	8	6	6	8	0	4	12
James Blackmon	24	5	9	2	3	4	3	2	12
Roger Harden	22	2	4	2	2	0	1	2	6
Ed Davender	31	2	7	7	8	5	0	2	11
Cedric Jenkins	18	1	3	0	0	0	0	1	2
Richard Madison	20	1	3	2	2	2	0	3	4
Rob Lock	18	3	8	1	1	3	1	4	7
Irving Thomas	7	0	0	0	0	0	0	1	0
Paul Andrews	5	0	1	0	0	1	0	0	0
Todd Ziegler	4	0	0	0	0	0	0	1	0
Leroy Byrd	3	0	0	0	0	0	1	2	0
Team	0	0	0	0	0	4	0	0	0
Totals	**200**	**21**	**52**	**24**	**27**	**31**	**6**	**25**	**66**
Kansas 83	**MIN**	**FG**	**FGA**	**FT**	**FTA**	**R**	**A**	**PF**	**TP**
Danny Manning	32	8	13	6	8	7	3	2	22
Ron Kellogg	32	8	12	1	2	2	0	2	17
Greg Dreiling	21	4	5	0	1	6	1	4	8
Cedric Hunter	32	3	6	0	0	0	11	3	6
C. Thompson	32	7	9	2	2	5	2	3	16
Chris Piper	12	0	0	1	2	1	0	5	1
Mark Turgeon	13	0	0	3	6	1	2	2	3
Arch Marshall	17	2	6	4	4	4	0	2	8
Jerry Johnson	4	0	0	0	0	0	0	0	0
Scooter Barry	3	0	0	2	2	0	0	0	2
Rodney Hull	2	0	1	0	0	0	0	1	0
Team	0	0	0	0	0	3	0	0	0
Totals	**200**	**32**	**52**	**19**	**27**	**29**	**19**	**24**	**83**

KENTUCKY	**34**	**32**	**---**	**66**
Kansas	**42**	**41**	**---**	**83**

Shooting Percentages — KENTUCKY 40.4, Kansas 61.5; Turnovers — KENTUCKY 11, Kansas 5; Technical Fouls — KENTUCKY 1, Kansas 0
Attendance - 15,122

Game 7
KENTUCKY 86, East Carolina 52
December 20, 1985 — Rupp Arena

The Wildcats tipped-off against the East Carolina Pirates in the first round of the 33rd annual UKIT.

The Cats and the Pirates traded the ball all night with 17 and 21 turnovers, respectively.

Kenny Walker hit only 2 of 6 from the floor but compensated with a 12 for 13 performance at the free throw line in the first half.

The win sent Kentucky into the championships game against the Pepperdine Waves.

KENTUCKY 86	MIN	FG	FGA	FT	FTA	R	A	PF	TP
Winston Bennett	24	4	6	3	4	9	1	3	11
Kenny Walker	26	3	9	13	14	7	2	1	19
James Blackmon	21	8	12	2	4	6	2	1	18
Ed Davender	24	1	5	0	0	4	2	2	2
Roger Harden	25	3	8	1	2	3	4	1	7
Leroy Byrd	11	2	2	2	2	1	0	1	6
Paul Andrews	11	0	0	2	2	0	3	3	2
Irving Thomas	8	0	0	0	0	0	0	2	0
Todd Ziegler	11	3	4	0	1	2	0	2	6
Richard Madison	11	2	3	3	4	1	0	0	7
Rob Lock	15	0	1	2	6	4	0	2	2
Cedric Jenkins	13	3	4	0	0	6	0	2	6
Team	0	0	0	0	0	2	0	0	0
Totals	**200**	**29**	**54**	**28**	**41**	**45**	**14**	**20**	**86**
East Carolina 52	**MIN**	**FG**	**FGA**	**FT**	**FTA**	**R**	**A**	**PF**	**TP**
M. Henry	30	4	10	2	2	1	1	3	10
K. Sledge	12	0	0	0	0	1	1	4	0
L. Bass	20	2	6	4	4	3	0	5	8
S. Hardy	19	0	5	1	3	1	2	0	1
C. Vanderhorst	17	2	4	0	0	1	1	2	4
H. Dixon	15	5	6	0	0	1	2	3	10
J. Williams	16	1	3	0	2	2	0	1	2
A. Clark	21	1	4	0	1	1	0	4	2
M. Jones	16	4	7	0	1	4	0	4	8
J. Turnbill	6	2	4	1	1	2	0	0	5
D. Battle	4	0	0	0	0	0	0	1	0
W. Grady	4	0	2	2	2	1	0	1	2
J. Kelly	20	0	1	0	0	4	3	3	0
Team	0	0	0	0	0	2	0	0	0
Totals	**200**	**21**	**52**	**10**	**16**	**24**	**10**	**31**	**52**

KENTUCKY	**36**	**50**	**---**	**86**
East Carolina	**24**	**28**	**---**	**52**

Shooting Percentages—KENTUCKY 53.7, East Carolina 40.4; Turnovers—KENTUCKY 17, East Carolina 21
Attendance - 22,416

Game 8
KENTUCKY 88, Pepperdine 56
December 21, 1985 — Rupp Arena

Kentucky held Pepperdine to a 37.5 percent shooting effort to win the 33rd annual UKIT.

Kenny Walker had 21 points and 10 rebounds on the night and was open for four slam dunks that brought the crowd into the championship finish.

The Waves were held to a low 28.6 percent shooting effort in the second half to the expand the margin to 32 points.

Walker, Ed Davender and James Blackmon were named to the All-Tournament team. Walker received honors as the Most Valuable PLayer.

KENTUCKY 88	MIN	FG	FGA	FT	FTA	R	A	PF	TP
Winston Bennett	31	5	7	2	2	7	2	4	12
Kenny Walker	28	10	16	1	1	10	0	1	21
James Blackmon	26	2	8	5	8	6	3	2	9
Ed Davender	28	8	12	0	2	1	0	3	16
Roger Harden	24	0	1	0	0	1	10	0	0
Leroy Byrd	8	0	1	0	0	2	3	1	0
Paul Andrews	9	1	2	0	0	0	0	0	2
Irving Thomas	6	0	1	2	2	3	0	1	2
Todd Ziegler	6	1	2	1	3	1	1	0	3
Richard Madison	19	2	5	3	4	5	0	2	7
Rob Lock	5	4	5	4	5	2	0	1	12
Cedric Jenkins	10	2	2	0	0	2	0	2	4
Team	0	0	0	0	0	1	0	0	0
Totals	**200**	**35**	**62**	**18**	**27**	**41**	**19**	**17**	**88**
Pepperdine 56	**MIN**	**FG**	**FGA**	**FT**	**FTA**	**R**	**A**	**PF**	**TP**
E. White	30	5	13	2	4	6	0	2	12
A. Fredrick	28	2	5	0	0	6	1	4	4
L. Middlebrooks	30	1	6	0	0	7	1	2	2
J. Korfas	22	2	8	2	2	1	2	0	6
D. Polee	27	3	6	3	4	1	3	2	9
M. Wilson	11	0	4	0	0	0	1	2	0
G. Gondrezick	28	7	10	4	4	1	2	2	18
M. Mounts	14	0	0	1	2	2	0	2	1
D. Brittaint	10	1	4	2	2	0	1	5	4
Team	0	0	0	0	0	3	0	0	0
Totals	**200**	**21**	**56**	**14**	**18**	**27**	**11**	**21**	**56**

KENTUCKY	**36**	**52**	**---**	**88**
Pepperdine	**27**	**36**	**---**	**56**

Shooting Percentages — KENTUCKY 56.5, Pepperdine 37.5; Turnovers — KENTUCKY 13, Pepperdine 18
Attendance - 22,840

1985-86 SEASON IN REVIEW

Game 9
KENTUCKY 69, Louisville 64
December 28, 1985 — Rupp Arena

The Wildcats beat state rival University of Louisville in the third game of a four-game contract between the two schools.

The Cardinals outshot the Wildcats 58 percent to 41.7 but the Cats pulled down 36 rebounds to the Cards' 24.

Winston Bennett led Kentucky with 23 points and seven rebounds. The Cards were led by guard Milt Wagner's 19.

Kentucky was up three at the half and reached a seven-point lead several times in the second half before the final margin of 5.

KENTUCKY 69	MIN	FG	FGA	FT	FTA	R	A	PF	TP
Winston Bennett	40	8	13	7	8	7	2	3	23
Kenny Walker	36	5	13	1	5	14	0	3	11
James Blackmon	28	3	12	3	4	4	1	1	9
Ed Davender	38	1	9	4	4	2	2	0	6
Roger Harden	28	3	6	4	4	2	4	2	10
Richard Madison	26	5	7	0	0	5	1	2	10
Cedric Jenkins	4	0	0	0	0	0	0	1	0
Team	0	0	0	0	0	2	0	0	0
Totals	**200**	**25**	**60**	**19**	**25**	**36**	**10**	**12**	**69**
Louisville 64	**MIN**	**FG**	**FGA**	**FT**	**FTA**	**R**	**A**	**PF**	**TP**
H. Crook	30	7	9	0	0	1	4	4	14
B. Thompson	33	3	6	2	2	8	3	4	8
P. Ellison	38	5	10	3	3	7	3	2	13
M. Wagner	37	9	13	1	2	2	4	2	19
J. Hall	32	3	5	0	0	3	3	3	6
K. Payne	2	0	2	0	0	0	1	1	0
C. West	10	1	2	0	0	0	1	3	2
T. Kimbro	10	1	3	0	0	1	0	1	2
Team	0	0	0	0	0	2	0	0	0
Totals	**200**	**29**	**50**	**6**	**7**	**24**	**19**	**22**	**64**

KENTUCKY	**33**	**36**	**---**	**69**
Louisville	**30**	**34**	**---**	**64**

Shooting Percentages — KENTUCKY 41.7, Louisville 58.0; Turnovers — KENTUCKY 7, Louisville 12
Attendance - 24,180

Game 10
KENTUCKY 93, VMI 55
December 30, 1985 — Freedom Hall

Kentucky's annual game at Freedom Hall in Louisville landed the Wildcats their biggest win of the season before a crowd of nearly 19,500.

The Cats grabbed five steals and pressured VMI into 10 turnovers at the half while hoding Keydet star Gay Elmore to only one basket for 10 attempts.

Elmore came back to score 17 in the second half but wasn't able to cut the spread before the 38-point finish.

Kenny Walker earned 18 points while Louisville native Winston Bennett logged 14 points and 10 rebounds before a home crowd.

KENTUCKY 93	MIN	FG	FGA	FT	FTA	R	A	PF	TP
Winston Bennett	30	6	11	2	3	10	3	0	14
Kenny Walker	25	7	12	4	6	7	1	0	18
James Blackmon	20	3	8	0	3	5	2	1	6
Ed Davender	22	5	11	1	2	3	5	1	11
Roger Harden	27	6	6	0	0	4	7	3	12
Leroy Byrd	11	0	1	0	1	0	1	2	0
Paul Andrews	16	3	6	0	0	2	3	1	6
Irving Thomas	6	1	2	0	0	1	0	1	2
Todd Ziegler	10	4	8	0	0	2	1	1	8
Richard Madison	11	3	4	2	2	4	1	0	8
Rob Lock	11	2	2	0	0	4	0	2	4
Cedric Jenkins	11	2	3	0	1	1	2	2	4
Team	0	0	0	0	0	3	0	0	0
Totals	**200**	**42**	**74**	**9**	**18**	**46**	**26**	**14**	**93**
Virginia Military In 55	**MIN**	**FG**	**FGA**	**FT**	**FTA**	**R**	**A**	**PF**	**TP**
Gay Elmore	37	8	22	1	1	5	0	2	17
Steven Dorsey	36	1	11	0	0	3	3	1	2
Bobby Gardner	21	4	6	0	0	1	0	4	8
Mike Huffman	30	2	4	0	1	3	3	3	4
D. McDonald	36	4	11	6	6	10	2	3	14
Tommy McHugh	14	1	8	0	0	3	3	3	2
Clarence Scott	1	0	1	0	0	1	0	0	0
Jim Stanley	1	0	0	0	0	0	0	0	0
Rufus Kay	1	1	1	0	0	0	0	0	2
Mark Current	23	2	6	0	0	7	1	1	4
Team	0	0	0	0	0	5	0	0	0
Totals	**200**	**23**	**70**	**7**	**8**	**38**	**12**	**17**	**55**

KENTUCKY	**39**	**54**	**---**	**93**
Virginia Military In	**20**	**35**	**---**	**55**

Shooting Percentages — KENTUCKY 56.8, Virginia Military In 32.9; Turnovers — KENTUCKY 10, Virginia Military In 19
Attendance - 19,450

Game 11
KENTUCKY 80, Vanderbilt 71
January 4, 1986 — Memorial Gymnasium

The Wildcats shot a sizzling 62.7 percent from the floor against Vanderbilt's 43.5 on the Commodores homecourt.

The Cats led by 15 at the half led by Kenny Walker's 14 points. Walker finished with a 25 total points, hitting 10 of 12 from the floor.

Brett Burrow tossed in 18 points and grabbed 9 rebounds for Vandy and teammate Darrell Dulaney added 17 points and three steals.

KENTUCKY 80	MIN	FG	FGA	FT	FTA	R	A	PF	TP
Roger Harden	36	3	6	0	0	4	6	4	6
Winston Bennett	37	7	13	2	2	14	1	4	16
Kenny Walker	37	10	12	5	8	6	0	4	25
James Blackmon	28	2	5	4	4	1	4	4	8
Ed Davender	38	8	12	3	4	1	3	5	19
Richard Madison	21	2	3	2	2	3	1	4	6
Cedric Jenkins	3	0	0	0	0	0	0	0	0
Totals	**200**	**32**	**51**	**16**	**20**	**29**	**15**	**25**	**80**
Vanderbilt University 71	**MIN**	**FG**	**FGA**	**FT**	**FTA**	**R**	**A**	**PF**	**TP**
Glen Clem	14	0	0	0	1	0	0	1	0
Frank Kornet	28	4	13	2	3	6	0	4	10
Brett Burrow	35	5	11	8	8	9	0	2	18
Barry Goheen	24	2	6	0	0	1	1	1	4
Darrell Dulaney	34	7	11	3	4	0	1	2	17
Barry Booker	22	3	8	1	2	4	5	2	7
B. Westbrooks	26	4	9	3	3	8	1	2	11
Will Perdue	1	0	0	0	0	1	0	0	0
Steve Reece	15	2	4	0	0	2	1	5	4
Randy Neff	1	0	0	0	0	0	0	0	0
Totals	**200**	**27**	**62**	**17**	**21**	**31**	**9**	**19**	**71**

KENTUCKY	**43**	**37**	**---**	**80**
Vanderbilt University	**28**	**43**	**---**	**71**

Shooting Percentages — KENTUCKY 62.7, Vanderbilt University 43.5; Turnovers — KENTUCKY 19, Vanderbilt University 18
Attendance - 15,626

Game 12
KENTUCKY 56, Auburn 60
January 6, 1986 — Memorial Coliseum

The Auburn Tigers handed the Cats their first and only SEC defeat of the season. The Tigers led by as many as 16 points in each half and went to the locker room with a 14-point advantage.

Chuck Person tossed in an amazing 18 points in the first half to lead the Tigers to Kenny Walker's 10 for the Cats.

James Blackmon sparked a Kentucky come back scoring 8 of his 10 points in the last six minutes of the game. Walker also connected for eight in the last six minutes but neither effort could pull the Cats closer than the final margin of four.

KENTUCKY 56	MIN	FG	FGA	FT	FTA	R	A	PF	TP
Kenny Walker	39	9	16	4	4	6	0	3	22
Winston Bennett	28	2	11	0	0	5	0	4	4
James Blackmon	25	5	8	0	0	1	0	3	10
Ed Davender	31	3	9	0	2	5	4	2	6
Roger Harden	25	2	4	0	0	2	3	1	4
Paul Andrews	3	0	0	0	0	0	0	0	0
Richard Madison	22	3	8	0	0	3	2	2	6
Cedric Jenkins	24	1	6	2	2	4	0	3	4
Rob Lock	3	0	0	0	0	0	0	0	
Team	0	0	0	0	0	5	0	0	0
Totals	**200**	**25**	**62**	**6**	**8**	**31**	**9**	**18**	**56**
Auburn 60	**MIN**	**FG**	**FGA**	**FT**	**FTA**	**R**	**A**	**PF**	**TP**
Chris Morris	24	3	9	0	0	5	0	2	6
Chuck Person	39	10	19	4	6	9	1	2	24
Jeff Moore	32	3	6	4	5	5	0	3	10
Gerald White	26	0	2	4	4	3	5	3	4
Frank Ford	37	4	5	0	0	3	1	0	8
T. Howard	20	2	0	0	3	4	1	2	
M.Jones	22	3	9	0	1	5	1	2	6
Team	0	0	0	0	0	4	0	0	0
Totals	**200**	**24**	**52**	**12**	**16**	**37**	**12**	**13**	**60**

KENTUCKY	**20**	**36**	**---**	**56**
Auburn	**34**	**26**	**---**	**60**

Shooting Percentages — KENTUCKY 40.3, Auburn 46.2; Turnovers — KENTUCKY 9, Auburn 13
Attendance - 11,873

Game 13
KENTUCKY 75, Mississippi 58
January 8, 1986 — Rupp Arena

The Wildcats notched their 11th victory of the season and their second conferecne win with a 75-58 trimumph over Ole Miss. The Wildcats led by only four points at the half, 32-28, and trailed by two points early in the second half.

But Kenny Walker tallied 19 of his 31 points in the second half as UK blew the game open. UK's guard trio, Roger Harden, Ed Davender and James Blackmon hit only five shots in 14 attempts in the first half and finished with only 9-of-23 from the the floor. Sophomore forward Richard Madison came off the bench to score 10 points and pull down five rebounds for UK.

KENTUCKY 75	MIN	FG	FGA	FT	FTA	R	A	PF	TP
Winston Bennett	34	3	6	1	2	6	3	0	7
Kenny Walker	37	12	15	7	8	6	0	2	31
James Blackmon	21	3	5	0	1	5	2	4	6
Ed Davender	30	4	12	0	0	0	5	2	4
Roger Harden	23	2	6	0	0	0	5	2	4
Leroy Byrd	9	1	1	2	2	1	1	0	4
Paul Andrews	8	1	4	0	0	0	0	0	2
Irving Thomas	2	0	1	1	2	1	0	1	1
Todd Ziegler	3	0	1	0	0	0	0	1	0
Richard Madison	23	4	6	2	2	5	2	0	10
Rob Lock	4	1	2	0	0	2	0	0	2
Cedric Jenkins	6	0	1	0	0	1	0	0	0
Totals	**200**	**31**	**60**	**13**	**17**	**28**	**21**	**16**	**75**

1985-86 SEASON IN REVIEW

Game 13 (continued)

Mississippi 58	MIN	FG	FGA	FT	FTA	R	A	PF	TP
C. Ritchwood	39	6	12	1	5	10	0	4	13
E. Smith	34	3	5	0	0	6	1	4	6
R. Barnes	35	5	9	5	5	6	6	1	15
J. Ayers	26	0	4	0	0	2	2	2	0
J. Colman	16	5	8	1	2	0	1	1	11
K. Kessinger	1	0	1	0	0	0	1	0	0
S. Calhoun	2	0	0	0	0	0	0	0	0
R. Sims	9	0	0	0	2	0	0	1	0
Team	0	0	0	0	0	1	0	0	0
Totals	**200**	**24**	**49**	**10**	**18**	**28**	**8**	**16**	**58**

KENTUCKY	**32**	**43**	**---**	**75**
Mississippi	**28**	**30**	**---**	**58**

Shooting Percentages - KENTUCKY 51.7; Mississippi 49.0; Turnovers - KENTUCKY 6; Mississippi 13
Attendance - 22,645

Game 14
KENTUCKY 76, Alabama 52
January 11, 1986 — Rupp Arena

Kentucky jumped ahead at the start of the game and led the Tide by as much as nine points before settling to a half time score of 29-22.

The Cats outscored Alabama 12-6 early in the second half.

Kenny Walker hit two free throws and a basket and James Blackmon dropped in two jump shots to push Kentucky up 13 points with eight minutes remaining in the game.

Alabama's James Jackson and Jim Farmer led a short Tide comeback late in the game, but were unable to hold back Kentucky's offense.

Walker led another Kentucky surge that racked up 10 points before the Tide could score its final basket with less than a minute left on the clock.

KENTUCKY 76	MIN	FG	FGA	FT	FTA	R	A	PF	TP
Winston Bennett	29	3	7	4	6	8	1	4	10
Kenny Walker	37	8	12	8	11	9	2	2	24
James Blackmon	34	9	11	0	1	5	1	4	18
Ed Davender	32	4	13	1	1	5	8	4	9
Roger Harden	33	1	4	0	0	0	9	0	2
Leroy Byrd	3	1	1	0	0	0	0	0	2
Paul Andrews	3	0	0	0	0	0	1	0	0
Irving Thomas	2	1	1	0	1	2	0	0	2
Todd Ziegler	1	0	0	1	2	1	0	1	1
Richard Madison	15	3	5	0	0	4	0	0	6
Rob Lock	1	0	0	0	0	0	0	1	0
Cedric Jenkins	13	1	1	0	0	0	0	2	2
Team	0	0	0	0	0	1	0	0	0
Totals	**200**	**31**	**55**	**14**	**22**	**35**	**22**	**18**	**76**
Alabama 52	**MIN**	**FG**	**FGA**	**FT**	**FTA**	**R**	**A**	**PF**	**TP**
Farmer	34	3	5	5	7	6	1	3	11
Johnson	30	5	11	6	6	10	0	4	10
McKey	37	5	14	0	0	6	1	5	10
Gottfried	25	3	4	0	0	0	2	1	6
Coner	35	2	9	0	0	3	5	2	4
Jackson	15	1	3	1	1	1	1	0	3
Dudley	8	3	4	0	0	0	0	2	6
Ansley	16	1	1	0	0	1	0	4	2
Team	0	0	0	0	0	3	0	0	0
Totals	**200**	**20**	**51**	**12**	**14**	**30**	**10**	**21**	**52**

KENTUCKY	**29**	**47**	**---**	**76**
Alabama	**22**	**30**	**---**	**52**

Shooting Percentages - KENTUCKY 56.4; Alabama 39.2; Turnover - KENTUCKY 7; Alabama 15
Attendance - 23,345

Game 15
KENTUCKY 64, Mississippi State 52
January 15, 1986 — Humphrey Coliseum

Kentucky turned a nine-point half time lead into a 12-point victory in Starkville.

The Cats shot a 53.1 percent from the floor. Kenny Walker and Ed Davender led Kentucky with 15 each. Roger Harden add 10 points and six assists for the night.

For Mississippi State, Raymond Brown connected for 15 points and grabbed 5 rebounds.

Kentucky was again able to force its opponent into a number of turnovers, forcing 20 on State. The Cats had 13 turnovers.

KENTUCKY 64	MIN	FG	FGA	FT	FTA	R	A	PF	TP
Winston Bennett	32	3	4	3	6	8	0	4	9
Kenny Walker	39	6	12	3	4	6	1	2	15
James Blackmon	26	3	6	0	0	0	3	2	6
Ed Davender	40	7	14	1	2	5	5	3	15
Roger Harden	30	3	6	4	4	1	6	4	10
Richard Madison	27	4	7	1	2	3	0	2	9
Cedric Jenkins	6	0	0	0	1	0	0	0	
Team	0	0	0	0	0	1	0	0	0
Totals	**200**	**26**	**49**	**12**	**18**	**25**	**15**	**17**	**64**
Mississippi 52	**MIN**	**FG**	**FGA**	**FT**	**FTA**	**R**	**A**	**PF**	**TP**
C. Robinson	40	4	6	2	4	9	3	2	10
Ervin Dillon	26	3	5	1	2	4	2	4	7
Raymond Brown	37	6	11	3	4	8	1	5	15
Greg Lockhart	30	4	11	4	4	1	2	3	12
Tracy Taylor	39	2	6	0	0	2	6	3	4
Chris Hall	7	1	1	0	0	0	0	0	2
Mark Peters	4	0	0	0	0	0	0	0	0
Anthony Blakely	17	1	2	0	0	2	0	2	2
Team	0	0	0	0	0	1	0	0	0
Totals	**200**	**21**	**42**	**10**	**14**	**27**	**14**	**19**	**52**

KENTUCKY	**37**	**27**	**---**	**64**
Mississippi State	**28**	**24**	**---**	**52**

Shooting Percentages — KENTUCKY 53.1; Mississippi State 50.0; Turnovers — KENTUCKY 13; Mississippi State 20; Attendance - 5,226

Game 16
KENTUCKY 72, Florida 55
January 18, 1986 — O'Connell Center

Kenny Walker enjoyed an outstanding performance against the Gators' man-to-man defense, pumping in 25 points and pulling down 11 rebounds.

The Cats virtually shut down Florida's hot-shooting guard, Andrew Moten. UK's man-to-man defense held Moten to only six points.

Florida was led by Vernon Maxwell's 16 points and eight rebounds.

The Cats' victory was the second on a two-game road trip.

KENTUCKY 72	MIN	FG	FGA	FT	FTA	R	A	PF	TP
Roger Harden	30	3	5	2	3	3	8	4	8
James Blackmon	38	2	7	0	0	6	5	1	4
Ed Davender	33	5	10	2	3	2	1	4	12
Winston Bennett	30	6	11	4	5	11	1	5	16
Kenny Walker	37	11	17	3	6	10	3	2	25
Leroy Byrd	5	2	2	2	2	1	1	0	6
Richard Madison	13	0	2	0	0	2	0	1	0
Cedric Jenkins	4	0	0	0	0	0	0	0	0
Paul Andrews	7	0	1	0	0	1	0	0	0
Irving Thomas	1	0	0	1	2	0	0	0	1
Todd Ziegler	1	0	0	0	0	0	0	0	0
Rob Lock	1	0	0	0	0	1	0	0	0
Team	0	0	0	0	0	4	0	0	0
Totals	**200**	**29**	**55**	**14**	**21**	**41**	**19**	**17**	**72**
Florida 55	**MIN**	**FG**	**FGA**	**FT**	**FTA**	**R**	**A**	**PF**	**TP**
Andrew Moten	31	2	10	2	3	4	0	4	6
Vernon Maxwell	34	5	16	6	8	5	2	5	16
Joe Lawrence	26	1	7	1	2	3	0	0	3
Pat Lawrence	29	1	4	0	0	3	1	3	2
Kenny McClary	17	2	3	0	1	2	0	5	4
R. Montgomery	26	6	9	0	0	2	8	1	12
J. Currington	25	3	6	0	0	8	0	3	6
Chris Capers	5	0	0	0	0	0	0	0	0
Clifford Lett	3	1	2	0	0	0	0	0	2
Mark Saso	3	1	1	0	0	1	1	1	2
Reed Clafton	1	1	2	0	0	0	0	0	2
Team	0	0	0	0	0	1	0	0	0
Totals	**200**	**23**	**60**	**9**	**14**	**29**	**12**	**22**	**55**

KENTUCKY	**36**	**36**	**---**	**72**
Florida	**28**	**27**	**---**	**55**

Shooting Percentages — KENTUCKY 52.7; Florida 38.3; Turnovers — KENTUCKY 15; Florida 13
Attendance - 11,914

Game 17
KENTUCKY 74, Georgia 69
January 23, 1986 — Rupp Arena

Against Georgia, the Wildcats built a 24-point lead early in the second half before going cold. The Bulldogs pulled to within the final margin of five points.

The Bulldogs outshot the Wildcats 53.7 percent to 45.6 percent. Coach Eddie Sutton was so disappointed with the team's performance that he called an 11 p.m. practice after the game.

The game was riddled with errors as the Wildcats turned the ball over 20 times and Georgia 24. The Cats went to the line 32 times to Georgia's 15.

KENTUCKY 74	MIN	FG	FGA	FT	FTA	R	A	PF	TP
James Blackmon	31	5	9	2	2	3	2	5	12
Ed Davender	34	4	8	7	11	2	5	3	15
Roger Harden	33	1	3	4	4	3	6	2	6
Winston Bennett	25	6	14	2	2	5	1	4	14
Kenny Walker	36	4	14	3	5	10	1	3	11
Leroy Byrd	2	0	0	0	0	0	0	0	0
Paul Andrews	7	1	1	0	0	0	0	1	2
Irving Thomas	3	0	0	0	0	0	0	1	0
Richard Madison	17	2	5	3	6	5	2	1	7
Rob Lock	2	1	1	0	0	0	0	0	2
Cedric Jenkins	10	2	2	1	2	2	0	0	5
Team	0	0	0	0	0	1	0	0	0
Totals	**200**	**26**	**57**	**22**	**32**	**31**	**17**	**20**	**74**
Georgia 69	**MIN**	**FG**	**FGA**	**FT**	**FTA**	**R**	**A**	**PF**	**TP**
D. Williams	25	4	6	0	0	2	2	2	8
H. McMillan	37	5	7	2	2	5	1	3	12
D. Hartry	40	3	9	0	0	2	8	3	6
J. Ward	28	4	8	3	4	4	1	2	11
D. Dunn	19	1	5	4	4	4	1	2	6
A. Hamilton	15	1	3	1	2	3	0	2	3
C. Kessler	21	4	5	1	2	5	0	5	9
W. Anderson	15	7	11	0	1	3	1	5	14
Team	0	0	0	0	0	2	0	0	0
Totals	**200**	**29**	**54**	**11**	**15**	**30**	**14**	**24**	**69**

KENTUCKY	**43**	**31**	**---**	**74**
Georgia	**27**	**42**	**---**	**69**

Shooting Percentages — KENTUCKY 45.6, Georgia 53.7; Turnovers — KENTUCKY 20, Georgia 24
Attendance - 22,810

1985-86 SEASON IN REVIEW

Game 18
KENTUCKY 74, Tennessee 57
January 25, 1986 — Rupp Arena

The Wildcats handed the Volunteers of Tennesee a crushing 17-point defeat.

Tony White and Anthony Richardson scored 40 of Tennessee's points between them while Kentucky had four players in double figures.

Winston Bennett led the way for the Cats with a career-high 26 points while Kenny Walker added 17. Also in double figures for the Wildcats were reserve Richard Madison with 13 and Ed Davender with 12.

The Volunteers stole the ball only 4 times while Kentucky pressured the ball away 12 times.

KENTUCKY 74	MIN	FG	FGA	FT	FTA	R	A	PF	TP
James Blackmon	30	0	2	0	2	1	2	3	0
Ed Davender	26	5	12	2	2	1	1	4	12
Winston Bennett	40	6	11	14	16	6	2	3	26
Kenny Walker	39	5	11	7	10	6	2	2	17
Leroy Byrd	2	0	0	0	0	0	1	0	0
Paul Andrews	3	0	1	0	0	0	0	0	0
Irving Thomas	1	1	1	0	0	0	0	1	2
Todd Ziegler	1	0	0	0	0	0	0	1	0
Rob Lock	1	0	0	0	0	0	0	0	0
Richard Madison	27	4	7	5	7	7	0	1	13
Cedric Jenkins	4	0	0	0	0	0	0	0	0
Team	0	0	0	0	0	2	0	0	0
Totals	**200**	**23**	**48**	**28**	**37**	**29**	**17**	**17**	**74**
Tennessee 57	**MIN**	**FG**	**FGA**	**FT**	**FTA**	**R**	**A**	**PF**	**TP**
T. White	35	11	24	6	6	4	4	3	28
A. Richardson	38	6	10	0	0	3	1	3	12
D. Nix	20	0	1	0	0	3	1	5	0
R. Jones	39	3	5	1	2	7	0	4	7
E. Brown	20	2	2	0	0	4	0	5	4
S. Arterburn	17	2	7	0	1	3	0	3	4
R. Hausley	2	0	0	0	0	0	0	0	0
R. Spivey	1	0	1	0	0	0	0	0	0
T. Henry	3	0	1	0	0	0	1	0	0
T. Harper	2	0	0	0	0	0	0	0	0
M. Griffin	1	0	0	1	2	1	0	0	1
M. Johanson	1	0	0	0	0	0	0	0	
D. Roth	21	0	0	1	2	2	1	3	1
Team	0	0	0	0	0	4	0	0	0
Totals	**200**	**24**	**51**	**9**	**13**	**31**	**8**	**26**	**57**
KENTUCKY	**31**	**43**	**---**	**74**					
Tennessee	**26**	**31**	**---**	**57**					

Shooting Percentages - KENTUCKY 47.9, Tennessee 47.1; Turnovers — KENTUCKY 12, Tennessee 18
Attendance - 23,069

Game 19
KENTUCKY 54, LSU 52
January 29, 1986 — Assembly Center

The Wildcats captured their eighth SEC victory in Baton Rouge, defeating the Tigers on senior guard Roger Harden's last-second shot.

LSU played hard despite the absence of starters John Williams and Nikita Wilson. Before Harden's shot, LSU had limited UK to just three points in the final seven minutes of the game.

Derrick Taylor hit a jumper with :06 seconds left to tie the game at 52. Harden's 25-footer dropped just before the final buzzer.

KENTUCKY 54	MIN	FG	FGA	FT	FTA	R	A	PF	TP
Winston Bennett	37	8	11	1	2	7	1	3	17
Kenny Walker	40	6	10	0	1	8	1	1	12
James Blackmon	23	1	3	0	0	1	0	1	2
Ed Davender	30	6	11	0	0	3	2	3	12
Roger Harden	35	5	7	0	0	3	10	0	10
Leroy Byrd	2	0	0	0	0	0	0	0	0
Paul Andrews	4	0	1	0	0	0	0	0	0
Richard Madison	26	0	2	1	2	0	1	1	1
Cedric Jenkins	3	0	0	0	0	0	0	0	0
Team	0	0	0	0	0	3	0	0	0
Totals	**200**	**26**	**45**	**2**	**5**	**25**	**15**	**9**	**54**
LSU 52	**MIN**	**FG**	**FGA**	**FT**	**FTA**	**R**	**A**	**PF**	**TP**
Ricky Blanton	33	1	1	0	0	2	0	1	2
Don Redden	38	7	13	4	4	2	3	2	18
Jose Vargas	29	4	7	0	0	3	0	5	8
Derrick Taylor	38	10	14	0	0	3	6	0	20
A. Wilson	24	0	5	0	0	1	0	0	0
Bukumirovich	3	0	0	0	0	0	0	0	0
Ollie Brown	35	2	3	0	0	4	2	4	4
Totals	**200**	**24**	**43**	**4**	**4**	**15**	**11**	**12**	**52**
KENTUCKY	**32**	**22**	**---**	**54**					
LSU	**28**	**24**	**---**	**52**					

Shooting Percentages — KENTUCKY 57.8, LSU 55.8; Turnovers — KENTUCKY 23, LSU 18
Attendance - 12,477

Game 20
KENTUCKY 81, Auburn 71
January 31, 1986 — Rupp Arena

The Wildcats avenged an earlier season loss to the Auburn Tigers with a 10-point victory in this second contest.

Auburn blistered the nets for 63.8 percent shooting from the floor but the Cats made up the difference on the board dominating the bigger team 33-19.

Kentucky turned the ball over 8 times to Auburn's 14 and the Cats stole the ball 10 times.

Chuck Person and Kenny Walker each led their teams with 24 points. Winston Bennett scored in the No. 2 spot for the Wildcats with 19 points, 10 rebounds and four assists.

KENTUCKY 81	MIN	FG	FGA	FT	FTA	R	A	PF	TP
James Blackmon	20	1	4	0	0	3	2	3	2
Ed Davender	34	6	14	2	3	2	1	2	14
Roger Harden	39	7	11	0	0	2	9	1	14
Winston Bennett	29	7	15	5	6	10	4	4	19
Kenny Walker	40	10	17	4	5	8	2	3	24
Richard Madison	14	0	1	0	0	1	0	1	0
Cedric Jenkins	24	3	4	2	3	7	2	4	8
Totals	**200**	**34**	**66**	**13**	**17**	**33**	**20**	**18**	**81**
Auburn 71	**MIN**	**FG**	**FGA**	**FT**	**FTA**	**R**	**A**	**PF**	**TP**
G. White	31	2	5	0	0	0	6	4	4
F. Ford	37	2	8	2	2	2	2	3	6
C. Morris	35	5	8	2	5	2	2	4	12
J. Moore	22	3	3	2	2	6	1	3	8
Chuck Person	36	11	15	2	3	4	2	3	24
T. Howard	12	0	1	0	0	0	3	0	0
M. Jones	27	5	7	3	4	5	1	3	13
Totals	**200**	**28**	**47**	**11**	**16**	**19**	**17**	**20**	**67**
KENTUCKY	**41**	**40**	**---**	**81**					
Auburn	**34**	**37**	**---**	**71**					

Shooting Percentages — KENTUCKY 51.5, Auburn 59.6; Turnovers — KENTUCKY 8, Auburn 14
Attendance - 23,320

Game 21
KENTUCKY 51, North Carolina State 54
February 2, 1986 — Reynolds Coliseum

Kentucky's eight-game winning streak was broken by the three-point loss at N.C. State.

The Wildcats led by five at the half, despite a poor 35.5 percent shooting to State's 41.7.

Ed Davender led the Cats effort with 16 points and five rebounds, while Kenny Walker was held to 10 points.

Charles Shackleford and Chris Washburn tossed in 16 each for State.

KENTUCKY 51	MIN	FG	FGA	FT	FTA	R	A	PF	TP
Roger Harden	36	1	6	0	0	2	8	2	2
Winston Bennett	37	5	18	2	2	6	1	3	12
Kenny Walker	40	3	11	4	7	8	0	3	10
James Blackmon	33	5	8	0	0	6	2	4	10
Ed Davender	36	5	14	6	6	7	3	3	16
Richard Madison	5	0	0	0	0	1	0	0	0
Cedric Jenkins	13	0	1	1	2	2	0	2	1
Team	0	0	0	0	0	2	0	0	0
Totals	**200**	**19**	**58**	**13**	**17**	**34**	**14**	**17**	**51**
North Carolina State 54	**MIN**	**FG**	**FGA**	**FT**	**FTA**	**R**	**A**	**PF**	**TF**
B. Bolton	21	0	1	2	3	2	1	0	2
C. Shackleford	27	5	7	6	6	6	0	4	16
C. Washburn	38	6	12	4	4	3	1	1	16
N. McMillan	40	1	5	0	0	4	6	4	2
E. Myers	38	4	9	2	2	7	6	4	10
K. Weems	2	0	1	0	0	0	0	2	0
P. Fasoulas	15	2	3	1	2	2	0	1	5
T. Binns	2	0	0	1	2	0	0	0	1
W. Lambiotte	17	1	4	0	0	1	1	1	2
Team	0	0	0	0	0	3	0	0	0
Totals	**200**	**19**	**42**	**16**	**19**	**28**	**15**	**17**	**54**
KENTUCKY	**28**	**23**	**---**	**51**					
North Carolina State	**23**	**31**	**---**	**54**					

Shooting Percentages — KENTUCKY 32.8, North Carolina State 45.2; Turnovers — KENTUCKY 10, North Carolina State 11; Attendance - 12,400

Game 22
KENTUCKY 73, Vanderbilt 65
February 5, 1986 — Rupp Arena

UK notched its ninth-straight SEC victory in defeating Vanderbilt. The win was anything but pretty as the Cats shot a poor 43.3 percent in the first half while allowing Vandy 57.9 percent from the floor.

James Blackmon led all scoring with 22 points. Winston Bennett and Kenny Walker both tossed in 16.

For Vanderbilt, Karrell Dulaney led the Commodores with 19 and Brett Burrow followed with 16 points and six rebounds.

KENTUCKY 73	MIN	FG	FGA	FT	FTA	R	A	PF	TF
James Blackmon	37	9	14	4	7	4	2	3	22
Ed Davender	36	4	11	0	0	2	5	4	8
Roger Harden	35	3	6	2	2	0	6	1	8
Winston Bennett	32	6	9	4	6	4	3	5	16
Kenny Walker	37	2	6	12	16	12	2	5	16
Leroy Byrd	3	0	1	0	0	0	0	0	0
Richard Madison	2	0	1	0	1	0	0	1	0
Rob Lock	3	0	0	1	2	1	0	0	0
Cedric Jenkins	15	0	4	2	3	5	0	1	2
Team	0	0	0	0	0	2	0	0	0
Totals	**200**	**24**	**52**	**25**	**37**	**30**	**18**	**21**	**73**
Vanderbilt 65	**MIN**	**FG**	**FGA**	**FT**	**FTA**	**R**	**A**	**PF**	**TP**
J. Gary	25	1	5	2	3	2	1	3	4
D. Dulaney	31	7	11	5	7	2	1	5	19
G. Clem	36	2	6	1	3	5	5	3	5
S. Reece	18	*4	5	1	2	3	0	5	9
B. Burrow	29	6	9	4	5	6	1	4	16
B. Booker	6	0	0	0	0	0	1	0	0
B. Goheen	18	2	4	3	4	2	1	0	7
B. Westbrooks	9	1	2	1	1	3	0	1	3
W.Perdue	9	0	0	0	0	0	0	3	0
F. Kornet	19	1	3	0	0	5	3	5	2
Team	0	0	0	0	0	1	0	0	0
Totals	**200**	**24**	**45**	**17**	**25**	**29**	**13**	**29**	**65**
KENTUCKY	**34**	**39**	**---**	**73**					
Vanderbilt	**27**	**38**	**---**	**65**					

Shooting Percentages — KENTUCKY 46.2, Vanderbilt 53.3, Turnovers — KENTUCKY 9, Vanderbilt 14
Attendance - 23,070

1985-86 SEASON IN REVIEW

Game 23
KENTUCKY 62, Ole Miss 58
February 8, 1986 — Tad Smith Coliseum

Kentucky's four-point victory over the Rebels marked the 10th straight SEC victory for the Wildcats.

Kentucky built up a nine-point lead in both halves but could never put the scrappy Rebels away.

Kenny Walker led the Cats with 15 points while Richard Madison added 13 with five of six from the floor and three of four from the line.

The Rebels were paced by Curtis Ritchwood's 16 points.

KENTUCKY 62	MIN	FG	FGA	FT	FTA	R	A	PF	TP
James Blackmon	25	1	4	0	0	3	1	2	2
Winston Bennett	38	3	5	2	3	8	2	4	8
Kenny Walker	37	6	15	3	6	13	1	4	15
Ed Davender	33	5	12	2	3	2	4	3	12
Roger Harden	32	5	11	2	2	0	6	4	12
Richard Madison	20	5	6	3	5	2	3	2	13
Cedric Jenkins	15	0	1	0	0	1	1	0	0
Team	0	0	0	0	0	1	0	0	0
Totals	**200**	**25**	**54**	**12**	**19**	**30**	**18**	**19**	**62**
Ole Miss 58	**MIN**	**FG**	**FGA**	**FT**	**FTA**	**R**	**A**	**PF**	**TP**
C. Ritchwood	37	5	8	6	12	9	0	4	16
E. Smith	38	5	13	3	4	10	1	3	13
D. Horne	38	1	2	1	1	4	1	2	3
R. Barnes	40	7	15	0	0	5	3	4	14
J. Ayers	17	0	1	0	0	1	3	5	0
J. Coleman	15	4	7	0	0	0	2	0	8
K. Kessinger	8	0	2	2	2	0	1	0	2
R. Sims	7	1	2	0	0	1	0	1	2
Team	0	0	0	0	0	6	0	0	0
Totals	**200**	**23**	**50**	**12**	**19**	**36**	**11**	**19**	**58**

KENTUCKY	**35**	**27**	**---**	**62**
Ole Miss	**28**	**30**	**---**	**58**

Shooting Percentages — KENTUCKY 46.3, Ole Miss 46.0; Turnovers — KENTUCKY 9, Ole Miss 13
Attendance - 7,451

Game 24
KENTUCKY 73, Alabama 71
February 13, 1986 — Memorial Coliseum

Roger Harden brought Kentucky to victory with a 23-foot jumper with :06 to go to secure an SEC lead for the Wildcats.

James Blackmon led the Cats with 22 points and seven rebounds. Kenny Walker added 16 points.

For Alabama, Buck Johnson also connected for 22 points and seven rebounds and teammate Derrick McKey added 16 points.

The Crimson Tide's lead never exceeded five, while the Cats pulled as far ahead as eight in the second half. With the score tied at :35, Harden's jumper at :06 finally put the Cats ahead for good.

KENTUCKY 73	MIN	FG	FGA	FT	FTA	R	A	PF	TP
Winston Bennett	21	2	4	6	7	5	0	5	10
Kenny Walker	40	4	8	8	11	4	2	4	16
James Blackmon	38	11	16	0	0	7	3	3	22
Ed Davender	29	3	8	1	2	2	2	2	7
Roger Harden	33	4	7	2	2	3	8	1	10
Paul Andrews	12	3	4	0	0	1	0	2	6
Richard Madison	10	0	1	0	0	1	0	1	0
Rob Lock	4	0	2	0	0	1	0	2	0
Cedric Jenkins	13	1	4	0	1	2	0	5	2
Team	0	0	0	0	0	5	0	0	0
Totals	**200**	**28**	**54**	**17**	**23**	**31**	**15**	**25**	**73**
Alabama 71	**MIN**	**FG**	**FGA**	**FT**	**FTA**	**R**	**A**	**PF**	**TF**
Jim Farmer	37	5	8	0	2	9	2	3	10
Buck Johnson	36	7	12	8	10	7	3	5	22
Derrick McKey	34	7	11	2	3	6	0	4	16
Terry Coner	37	6	10	3	5	1	5	3	15
Mark Gottfried	33	2	8	0	0	2	1	4	4
James Jackson	4	0	1	0	0	0	0	0	0
Michael Ansley	19	0	2	4	7	6	0	4	4
Team	0	0	0	0	0	1	0	0	0
Totals	**200**	**27**	**52**	**17**	**27**	**32**	**11**	**23**	**71**

KENTUCKY	**38**	**35**	**---**	**73**
Alabama	**35**	**36**	**---**	**71**

Shooting Percentages — KENTUCKY 51.9, Alabama 51.9; Turnovers — KENTUCKY 10, Alabama 11
Attendance - 15,043

Game 25
KENTUCKY 88, Mississippi 62
February 15, 1986 — Rupp Arena

The Cats embarrassed the struggling Bulldogs with a 24-point beating.

Kentucky shot a brilliant 72.2 percent from the floor and added 76.9 percent of their shots from the line.

The 16-point halftime lead extended to 19 five minutes into the second half of play and the Cats kept the pace until the buzzer.

Winston Bennett led Kentucky in scoring with 21 points with Kenny Walker close behind with 20.

Chauncey Robinson paced the Bulldogs with 15 points, four rebounds and 4 assists.

KENTUCKY 88	MIN	FG	FGA	FT	FTA	R	A	PF	TP
James Blackmon	25	4	9	0	0	1	6	2	8
Ed Davender	30	4	6	2	2	1	6	1	10
Roger Harden	33	6	7	0	0	1	10	3	12
Winston Bennett	31	10	12	1	1	7	0	3	21
Kenny Walker	37	8	12	4	5	6	3	3	20
Leroy Byrd	4	0	0	0	0	0	1	0	0
Paul Andrews	7	1	1	0	0	0	3	0	2
Irving Thomas	3	1	1	0	0	1	1	1	2
Todd Ziegler	2	0	0	0	0	1	0	0	0
Richard Madison	11	1	1	0	0	1	1	0	2
Rob Lock	10	3	3	3	4	1	1	2	9
Cedric Jenkins	10	1	2	0	1	1	0	1	2
Totals	**200**	**39**	**54**	**10**	**13**	**21**	**32**	**16**	**88**
Mississippi State 62	**MIN**	**FG**	**FGA**	**FT**	**FTA**	**R**	**A**	**PF**	**TP**
C. Robinson	38	4	9	7	9	4	4	2	15
Tracy Taylor	29	1	5	0	0	2	3	2	2
Mark Peters	30	5	9	2	2	5	4	1	12
A. Blakely	22	2	4	2	3	4	1	4	6
Raymond Brown	19	4	6	0	1	1	1	5	8
G. Lockhart	21	4	7	0	0	0	1	1	8
H. Henderson	11	0	1	2	4	2	0	2	2
Ervin Dillon	30	4	6	1	1	3	0	2	9
Team	0	0	0	0	0	2	0	0	0
Totals	**200**	**24**	**47**	**14**	**20**	**23**	**14**	**19**	**62**

KENTUCKY	**43**	**45**	**---**	**88**
Mississippi State	**27**	**35**	**---**	**62**

Shooting Percentages — KENTUCKY 72.2, Mississippi State 51.1; Turnovers — KENTUCKY 8, Mississippi State 20
Attendance - 23,115

Game 26
KENTUCKY 80, Florida 69
February 19, 1986 — Rupp Arena

Kenny Walker led the way for Kentucky with 23 points and 10 rebounds. Walker connected on eight of 12 from the floor and made all seven attempts from the line.

The Wildcats' 13-point lead at the half was led by Ed Davender's 13 points. Davender finished with 17 for the night.

Vernon Maxwell and Andrew Moten pace Florida with 22 and 20 respectively.

The Gators turned the ball over nine times to Kentucky's 14 and grabbed 10 steals, but the Cats' 58.2 percent shooting from the floor clinched the victory.

KENTUCKY 80	MIN	FG	FGA	FT	FTA	R	A	PF	TP
James Blackmon	33	5	9	0	1	6	2	4	10
Ed Davender	37	6	11	5	5	1	3	4	17
Roger Harden	35	4	5	0	0	2	4	4	8
Winston Bennett	31	4	11	2	4	6	4	3	10
Kenny Walker	37	8	12	7	7	10	5	0	23
Leroy Byrd	2	0	0	0	0	0	0	0	0
Paul Andrews	8	1	2	0	0	1	1	3	2
Irving Thomas	1	1	1	0	0	0	0	0	2
Rob Lock	14	3	4	2	3	5	0	0	8
Cedric Jenkins	2	0	0	0	0	1	0	0	0
Team	0	0	0	0	0	1	0	0	0
Totals	**200**	**32**	**55**	**16**	**20**	**33**	**19**	**18**	**80**
Florida 69	**MIN**	**FG**	**FGA**	**FT**	**FTA**	**R**	**A**	**PF**	**TP**
R. Montgomery	38	3	6	1	2	4	6	3	7
Joe Lawrence	36	7	11	0	0	1	3	3	14
Andrew Moten	31	6	15	8	8	5	3	4	20
Vernon Maxwell	35	8	19	6	8	3	4	2	22
Kenny McClary	17	1	1	0	0	2	0	5	2
Pat Lawrence	22	1	4	0	0	5	0	2	2
C. Lett	5	0	0	0	0	0	0	0	0
J. Currington	16	1	2	0	0	2	0	4	2
Team	0	0	0	0	0	1	0	0	0
Totals	**200**	**27**	**58**	**15**	**18**	**23**	**16**	**23**	**69**

KENTUCKY	**42**	**38**	**---**	**80**
Florida	**29**	**40**	**---**	**69**

Shooting Percentages — KENTUCKY 58.2, Florida 46.6; Turnovers — KENTUCKY 14, Florida 9
Attendance - 23,065

1985-86 SEASON IN REVIEW

Game 27
KENTUCKY 80, Georgia 75
February 22, 1986 — Georgia Coliseum

Kentucky's 15-point victory gave the Wildcats their 36th SEC Championship.

Kenny Walker and Winston Bennett led the way wiih 22 and 20 points respectively. James Blackmon added 16 points.

Horace McMillan and Donald Hartry shared high-scoring honors for Georgia with 14 each.

Kentucky outshot the Bulldogs 60 percent to 50 percent for the victory before the largest crowd in Athens this season.

KENTUCKY 80	MIN	FG	FGA	FT	FTA	R	A	PF	TP
Winston Bennett	40	7	14	6	8	7	4	3	20
Kenny Walker	38	10	13	2	2	9	1	0	22
James Blackmon	34	8	13	0	0	4	3	2	16
Ed Davender	32	2	6	4	5	1	5	1	8
Roger Harden	35	3	5	0	0	2	6	2	6
Richard Madison	13	2	2	2	4	4	1	2	6
Rob Lock	3	0	1	0	0	0	0	3	0
Cedric Jenkins	5	1	1	0	0	0	0	0	2
Team	0	0	0	0	0	4	0	0	0
Totals	**200**	**33**	**55**	**14**	**19**	**31**	**20**	**13**	**80**
Georgia 75	**MIN**	**FG**	**FGA**	**FT**	**FTA**	**R**	**A**	**PF**	**TP**
H. McMillan	35	6	12	2	2	6	1	3	14
Joe Ward	24	5	10	3	4	5	3	1	13
David Dunn	22	3	5	1	3	3	1	3	7
D. Williams	22	3	6	0	0	2	4	2	6
Donald Hartry	40	7	14	0	0	1	2	2	14
P. Hamilton	5	1	1	0	0	0	0	0	2
Toney Mack	13	3	3	0	0	0	0	0	6
Chad Kessler	18	1	3	0	0	3	1	3	2
W. Anderson	21	5	14	1	1	4	3	3	11
Team	0	0	0	0	0	6	0	0	0
Totals	**200**	**34**	**68**	**7**	**10**	**30**	**15**	**17**	**75**

KENTUCKY	**38**	**42**	**---**	**80**
Georgia	**35**	**50**	**---**	**75**

Shooting Percentages — KENTUCKY 60.0, Georgia 50.0; Turnovers — KENTUCKY 12, Georgia 9
Attendance - 10,826

Game 28
KENTUCKY 62, Tennessee 60
February 27, 1986 — Stokely Athletics Center

The Wildcats broke a seven-year dry spell in Stokely Athletics Center with a narrow victory against the Vols.

Tennessee had beaten Kentucky in 12 of 13 previous meetings in Knoxville.

Kenny Walker dominated the floor with 32 points and nine rebounds with Davender adding 10.

Davender also held the Volunteers leading scorer, Tony White, to only 14 points on four of 16 shooting.

KENTUCKY 62	MIN	FG	FGA	FT	FTA	R	A	PF	TP
Winston Bennett	29	2	8	1	2	4	0	4	5
James Blackmon	33	2	7	4	7	5	3	1	8
Kenny Walker	40	10	15	12	13	9	0	3	32
Ed Davender	39	2	7	6	6	5	5	3	10
Roger Harden	32	0	1	1	2	2	4	2	1
Paul Andrews	6	0	0	0	0	0	1	2	0
Richard Madison	12	0	0	0	0	1	0	0	0
Rob Lock	1	0	0	0	0	0	0	1	0
Cedric Jenkins	8	3	4	0	0	2	0	3	6
Team	0	0	0	0	0	3	0	0	0
Totals	**200**	**19**	**42**	**24**	**30**	**31**	**13**	**19**	**62**
Tennessee 60	**MIN**	**FG**	**FGA**	**FT**	**FTA**	**R**	**A**	**PF**	**TP**
M. Johanson	6	0	3	0	0	1	0	0	0
Mark Griffin	33	1	2	3	4	3	2	5	5
Rob Jones	40	3	4	5	7	9	2	3	11
Tony White	40	4	16	6	6	3	3	3	14
Elvin Brown	25	3	5	4	4	6	0	4	10
Sam Arterburn	7	2	2	1	2	0	0	1	5
Ron Hausley	15	1	4	0	0	3	3	0	2
A. Richardson	29	6	9	1	3	3	1	4	13
Dyron Nix	5	0	3	0	0	1	0	4	0
Team	0	0	0	0	0	1	0	0	0
Totals	**200**	**20**	**48**	**20**	**26**	**30**	**11**	**24**	**60**

KENTUCKY	**26**	**36**	**---**	**62**
Tennessee	**23**	**37**	**---**	**60**

Shooting Percentages — KENTUCKY 45.2, Tennessee 41.7; Turnovers — KENTUCKY 14, Tennessee 13
Attendance - 12,700

Game 29
KENTUCKY 68, LSU 57
March 1, 1986 — Rupp Arena

Kentucky's seniors ended their season in style with an 11-point victory over the LSU Tigers.

Kenny Walker connected for 17 points in his last regular season game for the Cats, while Roger Harden tossed in eight points and five assists. Leroy Byrd made the starting lineup and managed two assists and one steal in his short stint.

The Cats shot 56.9 percent from the floor to LSU's 44.1 percent.

Anthony Wilson led the Tigers effort with 21 points and nine rebounds.

Kentucky stole the ball 10 times and blocked 7 Tiger shots.

KENTUCKY 68	MIN	FG	FGA	FT	FTA	R	A	PF	TP
Winston Bennett	30	5	8	2	4	6	3	5	12
Kenny Walker	34	7	11	3	3	5	3	4	17
Leroy Byrd	5	0	1	0	0	0	2	1	0
James Blackmon	28	5	9	3	3	1	3	2	13
Roger Harden	36	4	7	0	0	2	5	1	8
Paul Andrews	4	0	1	0	0	1	0	0	0
Ed Davender	34	3	7	0	1	4	4	1	6
Irving Thomas	1	0	0	0	0	0	1	0	0
Todd Ziegler	1	1	1	0	0	1	0	0	2
Richard Madison	5	1	2	0	0	0	0	0	2
Rob Lock	15	3	3	2	4	3	0	1	8
Cedric Jenkins	7	0	1	0	0	2	0	0	0
Totals	**200**	**29**	**51**	**10**	**15**	**25**	**21**	**15**	**68**
LSU 57	**MIN**	**FG**	**FGA**	**FT**	**FTA**	**R**	**A**	**PF**	**TP**
Ricky Blanton	35	4	7	0	0	8	1	2	8
Don Redden	16	2	5	0	0	2	1	0	4
John Williams	28	3	11	2	2	5	2	4	8
Derrick Taylor	37	6	13	0	0	0	6	3	12
Anthony Wilson	39	9	17	3	6	9	0	3	21
N. Bukumirovich	2	0	0	0	1	0	0	1	0
B. Woodside	3	1	3	0	0	2	1	0	2
O. Brown	23	0	1	0	0	2	2	3	0
Jose Vargas	17	1	2	0	0	2	0	1	2
Team	0	0	0	0	0	2	0	0	0
Totals	**200**	**26**	**59**	**5**	**9**	**33**	**14**	**17**	**57**

KENTUCKY	**30**	**38**	**---**	**68**
LSU	**24**	**33**	**---**	**57**

Shooting Percentages — KENTUCKY 56.9, LSU 44.1; Turnovers — KENTUCKY 16, LSU 19
Attendance - 23,610

Game 30
KENTUCKY 95, Ole Miss 69
SEC Tournament Quarterfinals — March 6, 1986 - Rupp Arena

Top-seeded Kentucky opened play in the Southeastern Conference tournament in impressive fashion with a 26-point rout over the Rebels.

Kenny Walker exploded for 28 points in only 26 minutes of action to pace the Wildcat scoring attack.

James Blackmon and Winston Bennett were also in double figures, scoring 18 and 13 points respectively.

The Wildcats shot a blistering 57.4 percent from the floor and outrebounded the Rebels by a margin of 45-24.

Ole Miss, which was led by Curtis Ritchwood's 19 points and Roderick Barne's 16, closed out its campaign with a record of 12-17.

KENTUCKY 95	MIN	FG	FGA	FT	FTA	R	A	PF	TP
Winston Bennett	33	6	11	1	2	7	2	3	13
Kenny Walker	26	12	16	4	4	3	1	3	28
James Blackmon	25	8	10	2	4	7	3	3	18
Ed Davender	25	0	5	3	4	2	5	1	3
Roger Harden	25	2	6	0	0	4	3	3	4
Leroy Byrd	12	3	3	0	0	1	3	1	6
Paul Andrews	9	0	1	0	0	1	0	2	0
Irving Thomas	7	2	3	3	6	3	0	1	7
Todd Ziegler	5	0	0	0	0	1	1	1	0
Richard Madison	12	3	6	2	2	5	0	0	8
Rob Lock	11	1	3	1	3	4	0	1	3
Cedric Jenkins	10	2	4	1	1	4	0	0	5
Team	0	0	0	0	0	3	0	0	0
Totals	**200**	**39**	**68**	**17**	**26**	**45**	**18**	**19**	**95**
Ole Miss 69	**MIN**	**FG**	**FGA**	**FT**	**FTA**	**R**	**A**	**PF**	**TP**
C. Ritchwood	37	9	12	1	2	7	1	2	19
Eric Smith	28	4	13	2	2	2	0	5	10
Derek Horne	25	0	1	0	0	1	1	4	0
Rod Barnes	33	6	11	4	4	2	3	3	16
Joe Ayers	24	5	11	4	5	3	2	4	14
Joe Coleman	9	2	4	0	0	0	1	0	4
K. Kessinger	14	0	3	0	0	1	1	0	0
Ted Hunt	1	0	0	0	0	0	0	0	0
Steve Calhoun	1	0	0	0	0	0	0	0	0
Ronnie Sims	19	1	3	3	6	3	0	3	5
B. Tranbarger	9	0	1	1	2	2	0	2	1
Team	0	0	0	0	0	3	0	0	0
Totals	**200**	**27**	**59**	**15**	**21**	**24**	**9**	**23**	**69**

KENTUCKY	**40**	**55**	**---**	**95**
Ole Miss	**23**	**46**	**---**	**69**

Shooting Percentages — KENTUCKY 57.4, Ole Miss 45.8; Turnovers — KENTUCKY 12, Ole Miss 12
Attendance - 18,230

1985-86 SEASON IN REVIEW

Game 31
KENTUCKY 61, Louisiana State 58
SEC Tournament Semi-Finals — March 7, 1986 - Rupp Arena

Kentucky rallied from a five-point deficit with four minutes remaining to claim a 61-58 heart-stopper over the LSU Tigers.

The Wildcats fell behind Dale Brown's inspired team after taking a 2-0 advantage, and were unable to regain the lead until the 17:00 mark in the second half on Roger Harden's 14-footer.

The lead changed hands nine times after that point with the Tigers managing to build their five-point edge at 56-51 in baskets by Don Redden and Derrick Taylor.

James Blackmon sparked the Wildcat rally with a follow-up on a missed free-throw and then added a layup off a fastbreak to cut the margin to one with 3:26 remaining.

Blackmon then made a steal on LSU's next possession, which led to the Wildcats' go-ahead basket by Winston Bennett, who canned an 18-foot baseline jumper.

Roger Harden sealed the Tigers fate with eight ticks remaining on the clock, hitting a 22-footer with the shot clock winding down.

Bennett led a balanced scoring attack for Kentucky, which had all five starters in double figures with 15 points. Kenny Walker, held to one point in the first half, came through with 10 points down the stretch, while leading the team with nine rebounds.

John Williams, who would be named Most Valuable Player for the tournament, turned in an outstanding performance for the Tigers, finishing with 28 points and 12 rebounds.

KENTUCKY 61	MIN	FG	FGA	FT	FTA	R	A	PF	TP
Winston Bennett	36	6	14	3	7	13	1	4	15
Kenny Walker	36	4	10	3	6	9	2	2	11
James Blackmon	30	4	11	2	2	5	3	1	10
Ed Davender	40	3	6	4	4	3	4	4	10
Roger Harden	35	6	11	0	0	1	6	1	12
Paul Andrews	2	0	0	0	0	0	1	0	0
Richard Madison	8	0	1	0	0	0	0	1	0
Rob Lock	7	0	0	1	3	1	0	1	1
Cedric Jenkins	6	1	2	0	0	1	0	2	2
Team	0	0	0	0	0	2	0	0	0
Totals	**200**	**24**	**55**	**13**	**22**	**35**	**17**	**16**	**61**
Louisiana State 58	**MIN**	**FG**	**FGA**	**FT**	**FTA**	**R**	**A**	**PF**	**TP**
Ricky Blanton	30	2	4	2	2	4	0	4	6
Don Redden	30	2	7	2	2	3	2	4	6
John Williams	40	12	21	4	4	10	3	3	28
Derrick Taylor	40	6	12	0	0	1	2	2	12
Anthony Wilson	19	0	2	0	0	0	0	2	0
B. Woodside	10	0	1	0	0	2	0	2	0
O. Brown	21	1	1	0	0	1	1	2	2
Jose Vargas	10	1	1	2	2	2	0	2	4
Team	0	0	0	0	0	3	0	0	0
Totals	**200**	**24**	**49**	**10**	**10**	**26**	**8**	**21**	**58**
KENTUCKY	**27**	**34**	**---**	**61**					
Louisiana State	**28**	**30**	**---**	**58**					

Shooting Percentages — KENTUCKY 43.6, Louisiana State 49.0; Turnovers — KENTUCKY 9, Louisiana State 12
Attendance - 19,215

Game 32
KENTUCKY 83, Alabama 72
SEC Tournament Championship — March 8, 1986 - Rupp Arena

Kentucky became the first team to win a second SEC tournament championship since the tournament's renewal in 1979 by defeating a stubborn Alabama team in front of 21,700 in Rupp Arena and a national television audience.

Wimp Sanderson's Crimson Tide had the Wildcats on the ropes in the early going, holding a nine point lead at 18-9, before the Wildcats, behind the clutch shooting of Roger Harden, trimmed the margin to three at the half.

The Wildcats stormed out of the gate after intermission, cutting the Tide's lead to one fastbreak layup by Ed Davender, and taking the lead for good on a fastbreak dunk by Kenny Walker on the next possession.

After seeing Kentucky build a lead of as much as eight, Alabama managed to get within three points with just over four minutes remaining, but clutch free-throw shooting by Walker down the stretch enabled the Wildcats to increase their margin to 11 at the end.

Walker made only two field goals in the game, but made 16 of 18 free throws, including 14 of 14 in the second half to lead Kentucky scoring with 20 points. He also was the game's leading rebounder with 12.

Roger Harden scored a career-high 18 points and dished out seven assists, bringing his season total to 210. Harden was named to the all-tournament team and was selected by NBC as the game's Most Valuable Player.

KENTUCKY 83	MIN	FG	FGA	FT	FTA	R	A	PF	TP
Winston Bennett	18	2	4	2	2	2	0	5	6
Kenny Walker	34	2	8	16	18	12	1	4	20
James Blackmon	26	2	7	0	0	3	1	5	4
Ed Davender	30	4	13	4	4	1	4	3	12
Roger Harden	39	8	13	2	3	5	7	1	18
Leroy Byrd	1	0	0	0	0	1	0	0	0
Todd Ziegler	1	0	0	0	0	0	0	0	0
Richard Madison	18	4	4	0	1	2	2	3	8
Rob Lock	14	1	3	0	0	3	0	2	2
Cedric Jenkins	19	5	8	3	4	7	0	3	13
Team	0	0	0	0	0	1	0	0	0
Totals	**200**	**28**	**60**	**27**	**32**	**37**	**15**	**26**	**83**
Alabama 72	**MIN**	**FG**	**FGA**	**FT**	**FTA**	**R**	**A**	**PF**	**TP**
Jim Farmer	40	3	10	2	2	6	2	3	8
Buck Johnson	19	3	6	6	6	4	0	5	12
Derrick McKey	39	6	11	8	9	9	1	4	20
Mark Gottfried	16	2	6	0	0	4	0	2	4
Terry Coner	38	2	5	2	9	2	10	5	6
James Jackson	25	4	7	1	2	2	0	5	9
C. Dudley	2	1	3	0	0	0	0	0	2
Mike Ansley	21	3	3	5	6	3	0	4	11
Team	0	0	0	0	0	2	0	0	0
Totals	**200**	**24**	**51**	**24**	**34**	**32**	**13**	**28**	**72**
KENTUCKY	**40**	**43**	**---**	**83**					
Alabama	**43**	**29**	**---**	**72**					

Shooting Percentages — KENTUCKY 46.7, Alabama 47.1; Turnovers — KENTUCKY 7, Alabama 13
Attendance - 21,700

Game 33
KENTUCKY 75, Davidson 55
NCAA Tournament - Southeastern Region First Round
March 14, 1986 — Charlotte Coliseum

Kentucky opened its 31st appearance in the NCAA tournament by overcoming a hostile crowd, and a spirited Davidson team in posting a 75-55 win at the Charlotte Coliseum.

Davidson, playing in the NCAA tournament for the first time since 1970, jumped out to a quick lead early in the contest and held an 18-13 advantage with 12:28 remaining in the first half.

After a timeout, the Wildcats quickly rallied and took the lead for keeps when James Blackmon made a steal and drove the length of the floor for a dunk, and converted a three-point-play.

Kentucky increased its margin to 12 points by the end of the half and employed aggressive defense in the second half, holding Davidson to 45 percent from the field, and outrebounding the Wildcats from the Southern Conference by a margin of 39-19.

Kenny Walker paced the Kentucky scoring effort with 20 points, while adding 11 rebounds. Walker became the third player in University of Kentucky basketball history to surpass the 2,000-point mark.

With the win, the present Wildcat squad pushed its record to 30-3, making it the sixth Kentucky team to hit the 30-win mark.

KENTUCKY 75	MIN	FG	FGA	FT	FTA	R	A	PF	TP
Winston Bennett	24	3	6	8	12	6	1	3	14
Kenny Walker	33	7	9	6	9	10	1	2	20
James Blackmon	29	4	7	1	2	11	1	2	9
Ed Davender	28	5	12	1	2	1	2	0	11
Roger Harden	29	2	5	0	0	0	3	2	4
Leroy Byrd	7	0	0	3	4	0	2	0	3
Paul Andrews	11	2	3	0	0	1	0	1	4
Irving Thomas	6	1	1	0	0	1	0	1	2
Todd Ziegler	2	1	1	0	0	0	0	2	2
Rob Lock	11	0	2	0	0	3	0	3	0
Cedric Jenkins	20	2	3	2	3	4	0	0	6
Totals	**200**	**27**	**49**	**21**	**32**	**39**	**10**	**14**	**75**
Davidson 55	**MIN**	**FG**	**FGA**	**FT**	**FTA**	**R**	**A**	**PF**	**TP**
G. Born	26	6	8	1	1	3	0	4	13
A. Tanner	33	0	5	0	0	2	3	4	0
J. McConkey	23	1	4	2	2	2	0	4	4
C. Heineman	30	2	6	0	0	0	1	4	4
D. Rucker	34	5	13	0	0	2	3	1	10
P. Bego	14	1	2	2	2	4	2	1	4
P. Riazzi	1	0	0	0	0	0	0	1	0
D. Keener	1	0	0	0	0	0	0	0	0
D. Fitzgerald	1	0	0	0	0	0	0	0	0
J. Himes	13	6	8	1	2	1	2	5	13
M. Gynn	1	0	0	0	0	0	0	0	0
T. Wolfe	2	0	1	0	0	0	0	0	0
K. Neibuhr	13	1	3	0	0	2	0	0	2
B. Sellers	1	0	0	0	0	0	0	0	0
T. Scott	7	2	3	1	1	2	0	0	5
Team	0	0	0	0	0	1	0	0	0
Totals	**200**	**24**	**53**	**7**	**8**	**19**	**11**	**24**	**55**
KENTUCKY	**38**	**37**	**---**	**75**					
Davidson	**26**	**29**	**---**	**55**					

Shooting Percentages — KENTUCKY 55.1, Davidson 45.3; Turnovers — KENTUCKY 14, Davidson 14
Attendance - 11,666

Game 34
KENTUCKY 71, Western Kentucky 64
NCAA Tournament - Souteast Region Second Round
March 16, 1986 — Charlotte Coliseum

Kentucky advanced to the Southeast Regional semi-finals in Atlanta by defeating Western Kentucky 71-64.

All-American Kenny Walker sparked the Wildcats with a brilliant performance, setting a school record by connecting on all 11 of his field goal attempts in the contest. Walker led all scorers with 32 points, including 18 in the first half, when UK raced to a 12 point margin at intermission.

Kentucky increased its lead to 16 midway into the second frame, only to have the Hilltoppers stage a frantic comeback that cut the lead to four at 63-59.

Kentucky's Roger Harden silenced the Western rally on the Wildcats' next possession, canning along jumper just before the shot slock expired. The Hilltoppers could get no closer as the Wildcats converted at the free throw line in closing moments.

Kannard Johnson led the Hilltoppers with 20 points, while Winston Bennett was second in scoring for UK with 13.

The victory over Western Kentucky evened the series between th two schools at one victory apiece, Western having defeated the Cats in 1971 in tournament play.

Walker's 32 points tied him with Jack Givens for second place on UK's all-time scoring list with 2,038 points, leaving him 100 shy of Dan Issel in first with 2,138.

1985-86 SEASON IN REVIEW

KENTUCKY 71	MIN	FG	FGA	FT	FTA	R	A	PF	TP
Winston Bennett	40	5	11	3	5	6	3	2	13
Kenny Walker	40	11	11	10	13	8	2	3	32
James Blackmon	22	1	5	0	0	2	1	2	2
Ed Davender	30	2	7	5	6	5	2	2	9
Roger Harden	35	1	6	0	0	3	5	2	2
Leroy Byrd	1	0	1	0	0	0	0	0	0
Paul Andrews	1	0	0	0	0	0	0	0	0
Irving Thomas	2	0	0	0	0	1	0	0	0
Richard Madison	4	0	0	2	2	0	0	0	2
Rob Lock	4	1	2	0	0	1	0	2	2
Cedric Jenkins	21	3	3	3	4	2	0	3	9
Team	0	0	0	0	0	6	0	0	0
Totals	**200**	**24**	**46**	**23**	**30**	**34**	**13**	**16**	**71**
Western Kentucky 64	**MIN**	**FG**	**FGA**	**FT**	**FTA**	**R**	**A**	**PF**	**TP**
K. Johnson	36	7	16	6	8	6	1	3	20
R. Swogger	20	2	8	1	1	4	1	3	5
C. Martin	26	0	0	1	2	7	1	4	1
J. McNary	11	1	3	0	0	1	5	1	2
B. Gordon	27	7	16	0	0	4	2	3	14
K. Lickliter	2	1	1	0	0	0	0	0	2
K. Lee	26	3	4	0	1	1	1	4	6
B. McNeal	4	0	2	0	0	0	0	0	0
S. Miller	9	0	1	0	0	2	0	0	0
F. Tisdale	10	1	3	1	2	3	0	1	3
C. Taylor	1	1	1	0	0	1	0	0	2
T. Frank	21	4	8	1	1	2	0	5	9
B. Asberry	7	0	2	0	0	1	0	0	0
Team	0	0	0	0	0	4	0	0	0
Totals	**200**	**27**	**65**	**10**	**15**	**36**	**11**	**24**	**64**
KENTUCKY	**36**	**35**	**---**	**71**					
Western Kentucky	**24**	**40**	**---**	**64**					

Shooting Percentages — KENTUCKY 52.2, Western Kentucky 41.5; Turnovers — KENTUCKY 12, Western Kentucky 7
Attendance - 11,325

Game 35
KENTUCKY 68, Alabama 63
NCAA Tournament - Southeast Region Semifinals
March 20, 1986 — The Omni - Atlanta, Ga.

The Wildcats had to face the Crimson Tide of Alabama for the fourth time in 1985-86 in Atlanta, with this game being by far the most important of the four. And the result was no different than the previous three meetings — Kentucky won.

The Wildcats led by only four points at the half, 32-28, before opening the lead up to 9 points midway through the second half, then holding on for the five-point victory.

Kenny Walker led the Wildcats with 22 points, while Winston Bennett pulled down 12 rebounds. Guard Terry Coner paced the Tide with 20 points. The Wildcats shot 51.4 percent from the floor but were outrebounded by Bama 34-30.

KENTUCKY 68	MIN	FG	FGA	FT	FTA	R	A	PF	TP
Winston Bennett	39	6	11	2	4	12	1	3	14
Kenny Walker	40	9	19	4	4	7	1	4	22
James Blackmon	35	5	7	1	4	3	0	1	11
Ed Davender	24	4	8	5	6	3	2	3	13
Roger Harden	37	1	4	0	1	1	9	1	2
Cedric Jenkins	23	2	3	2	2	4	1	5	6
Richard Madison	2	0	0	0	0	0	0	1	0
Totals	**200**	**27**	**52**	**14**	**21**	**30**	**14**	**18**	**68**
Alabama 63	**MIN**	**FG**	**FGA**	**FT**	**FTA**	**R**	**A**	**PF**	**TP**
Jim Farmer	36	3	9	1	2	4	0	3	7
Buck Johnson	40	6	14	4	4	9	0	4	16
Derrick McKey	40	4	8	4	4	12	1	3	12
Mark Gottfried	18	1	3	0	0	2	0	0	2
Terry Coner	38	7	12	6	7	4	4	3	20
James Jackson	16	1	4	1	2	1	0	2	3
Michael Ansley	11	1	3	1	2	1	0	2	3
Craig Dudley	1	0	1	0	0	0	0	2	0
Team	0	0	0	0	0	1	0	0	0
Totals	**200**	**23**	**54**	**17**	**21**	**34**	**5**	**19**	**63**
KENTUCKY	**32**	**36**	**---**	**68**					
Alabama	**28**	**35**	**---**	**63**					

Shooting Percentages — KENTUCKY 51.9; Alabama 42.6; Turnovers - KENTUCKY 11; Alabama 11
Attendance - 16,723

Game 36
LSU 59, KENTUCKY 57
NCAA Tournament - Southeast Regional Championship
March 22, 1986 — The Omni - Atlanta, Ga.

After defeating the Bayou Bengals three times during the regular season and the SEC Tournament, the Wildcats simply could not pull off yet another win over a league opponent.

After jumping out to an early 7-point lead, LSU cut that margin to one at the half, 34-33. The two teams battled on even terms in teh second half with neither team leading by more than four points. LSU took the lead for good at 55-53 with 2:31 left and held on for the two-point victory. The win sent LSU into the Final Four in Dallas to face eventual national champion Louisville.

Kenny Walker led the Wildcats in his final game in the Blue and White with 20 points, while fellow senior Roger Harden added 12. Guard James Blackmon added 10 points while Winston Bennett led in rebounding with 12.

The loss ended the Cats season just one game shy of the Final Four, a goal set before the season but scoffed at by the so-called "experts".

Despite the abrupt end to the dream, the 1985-86 Wildcats were definitely a "team of destiny".

KENTUCKY 57	MIN	FG	FGA	FT	FTA	R	A	PF	TP
Winston Bennett	36	3	13	2	4	12	1	4	8
Kenny Walker	38	8	11	4	6	7	3	2	20
James Blackmon	35	5	7	1	4	3	0	1	11
Ed Davender	35	1	6	3	4	4	2	4	5
Roger Harden	38	6	8	0	0	5	5	1	12
Cedric Jenkins	19	1	2	0	1	3	1	3	2
Robert Lock	3	0	0	0	0	0	0	1	0
Team	0	0	0	0	0	1	0	0	0
Totals	**200**	**24**	**52**	**9**	**16**	**33**	**12**	**17**	**57**
Louisiana State 59	**MIN**	**FG**	**FGA**	**FT**	**FTA**	**R**	**A**	**PF**	**TP**
John Williams	39	7	15	2	4	4	1	2	16
Don Redden	34	6	13	3	4	8	3	3	15
Derrick Taylor	34	0	9	4	4	1	3	3	4
Anthony Wilson	35	6	9	0	0	2	0	2	12
Ricky Blanton	28	5	5	2	2	8	3	4	12
Jose Vargas	1	0	0	0	0	0	0	1	0
Oliver Brown	18	0	2	0	0	3	1	2	0
Bernard Woodside	5	0	0	0	0	0	1	0	0
Neboisha Bukumirovich	6	0	0	0	0	0	0	0	0
Team	0	0	0	0	0	6	0	0	0
Totals	**200**	**24**	**53**	**11**	**14**	**32**	**12**	**17**	**59**
KENTUCKY	**34**	**23**	**---**	**57**					
Louisiana State	**33**	**26**	**---**	**59**					

Shooting Percentages — KENTUCKY 46.2; Louisiana State 45.3; Turnovers — KENTUCKY 12; Louisiana State 9
Attendance - 16,453

LEXINGTON INSURANCE AGENCY, INC.

KINCAID TOWERS, 300 W. VINE ST., SUITE 810
LEXINGTON, KENTUCKY 40507
P.O. BOX 966 40588
(606) 253-6570

—INSURING LEXINGTON'S FINEST—
Jim Fightmaster
Steve Taylor
Larry Reesman
Bob Bosse
Grace Horne
Bob Loucks
Betty Oaks

The Meow
Auto • Homeowners
Commercial Property
Boat • Aircraft • Life
Health & Accident • Bonds

1985-86 SENIOR STATS

23 - ROGER HARDEN
6-1, 175 - Senior Guard
Valparaiso, Indiana



* - Named to All SEC Tournament team. His 18 points vs. Alabama in tournament was a career-high.
* - Named third-team All SEC last season by AP and UPI.
* - Set a new UK single-season assist record, with 232 assists. Broke the old mark of 188, set by Dirk Minniefield in 1981-82. That's an average of 6.4 per game.
* - Started all 36 games for the Wildcats last season.
* - Enjoyed by far the best season of his UK career in 85-86. Averaged 6.8 points and 2.2 rebounds a game.
* - In previous three years at UK, Harden had never averaged above 40 percent in field goal shooting. Last season, he connected on 52.4 percent of his shots.
* - An excellent free throw shooter, connecting on 83.9 percent - best on the squad.
* - Scored in double figures 11 times last season.

Career Stats

Year	G-GS	Minutes	Field Goals	Free Throws	Rebounds	A	Points
Fr. (82-83)	27- 0	170-6.3	7-30/30.4	7-10/70.0	19-0.7	25	21-0.8
So. (83-84)	29-21	463-16.0	25-68/43.3	5-6/83.3	36-1.2	99	55-1.9
Jr. (84-85)	30-28	758-25.3	66-167/39.5	26-34/76.5	46-1.5	142	158-5.3
Sr. (85-86)	36-36	1122-31.2	109-208/52.4	26-31/83.9	79-2.2	232	244-6.8
Totals	122-85	2513-20.6	207-466/44.4	64-81/79.0	180-1.5	498	478-3.9

00 - Leroy Byrd
5-5, 150 - Senior Guard
Lexington, Kentucky



* - One of Kentucky's most popular players ever. He made up for his short stature with his big heart and Wildcat fans appreciate that. Known for his spectacular plays.
* - Averaged 1.7 points and 0.5 rebounds a game.
* - Played in 22 games last season for the Wildcats. He started for the first time in the season finale against LSU, as Coach Eddie Sutton continued a Kentucky tradition of starting the seniors in their final home game of the season.
* - Dished out 21 assists in just 125 minutes of playing time last season.
* - Scored a career-high 6 points three times last season — against East Carolina in the UKIT, at Florida and vs. Ole Miss in the SEC Tourney.

Career Stats

Year	G-GS	Minutes	Field Goals	Free Throws	Rebounds	A	Points
So. (83-84)	6-0	9-1.5	1-2/50.0	0-2/00.0	1-0.2	5	2-0.3
Jr. (84-85)	10-0	15-1.5	1-2/50.0	0-1/00.0	2-0.2	3	2-0.2
Sr. (85-86)	22-1	125-5.7	12-20/60.0	13-17/76.5	12-0.5	21	37-1.7
Totals	38-1	149-3.9	14-24/58.3	13-20/65.0	15-0.4	29	41-1.1

34 - KENNY WALKER
6-8, 210 - Senior Forward
Roberta, Georgia



* - One of the greatest Players ever to wear the legendary Blue and White of Kentucky. Finished his Kentucky career as the number two all-time leading scorer at UK with 2,080 points. One of only three players in Kentucky history to pass the 2,000-point mark. One of only 15 players in Southeastern Conference history to reach that plateau.
* - Was a unanimous selection to the Coaches' All-Southeastern Conference team. SEC "Player of the Year" by AP and UPI. All-SEC by the wire services also.
* - First team All-American by AP, UPI, Basketball Weekly and USBWA.
* - Named national "Player of the Year" in a poll by ESPN.
* - Led the Wildcats in scoring (20.0) and rebounding (7.7).
* - His 11-for-11 shooting performance against Western Kentucky goes down in the UK record book as the highest field goal percentage by a player in a single game (at least 10 attempts), breaking the old record of 91.7 percent.
* - As co-captain of the Wildcat squad (Roger Harden and Leroy Byrd), he led UK to an impressive 32-4 record. Included in that mark was a 17-1 SEC record, good for Kentucky's 36th league championship.
* - Led the Wildcats in blocked shots (43). Had four rejects in one game at Florida last season.
* - Known as an offensive machine, Walker was a to do-it-all player on both ends of the court. He led the team in taking charges and was third in steals.
* - Scored in double figures in 67 consecutive games. Started every game except one (Senior night - 1984) during the last three seasons. All told, he played in 132 games at UK, starting in 103 of them. He averaged 30.9 minutes of playing time during his career.
* - Committed only 54 turnovers in 1254 minutes of action last season. During his career, he played in 49 games in which he did not turn the ball over a single time.
* - High-point performance of last season was a 33-point outing at Hawaii.
* - Passed 30 points on three other occasions last season — 31 vs. Ole Miss at Rupp Arena, 32 vs. Tennessee in Knoxville and 32 vs. Western Kentucky in the NCAA Tournament.

Career Stats

Year	G-GS	Minutes	Field Goals	Free Throws	Rebounds	A	Points
Fr. (82-83)	31-3	599-19.3	88-144/61.1	51-77/66.2	151-4.9	18	227-7.3
So. (83-84)	34-33	1087-32.0	171-308/55.5	80-109/73.4	200-5.9	44	422-12.4
Jr. (84-85)	31-31	1139-36.7	246-440/55.9	218-284/76.8	315-10.2	41	710-22.9
Sr. (85-86)	36-36	1254-34.8	260-447/58.2	201-263/76.4	276-7.7	50	721-20.0
Totals	132-103	4079-30.9	765-1339/57.1	550-733/75.0	942-7.1	153	2080-15.8

CATBACKERS!

From your building team.

502/589-1535

RECEVEUR CONSTRUCTION COMPANY

1702 Heyburn Building
Broadway at 4th Avenue
Louisville, Kentucky

MEMBER
THE ASSOCIATED GENERAL CONTRACTORS OF AMERICA

UK IN THE SEC

KENTUCKY IN THE SOUTHEASTERN CONFERENCE

Perhaps the greatest supremacy enjoyed by any team in any sport is reflected by Kentucky's basketball success in the Southeastern Conference. Against SEC teams in regular season, the Wildcats have annexed a record of **586-138,** an amazing winning percentage of 80.9.

The Wildcats have won 36 league championships, including three of the last four. The next-highest number of titles belongs to Tennessee with seven.

In addition, more than 60 team and individual records from regular-season and tournament play are held by Kentucky and its players. Sixty different Wildcat players have been named All-SEC 111 times (see complete list on pg. 117).

Kentucky's record against SEC teams since 1933, including non-conference and tournament games, is shown below:

	UK Won	Lost
Alabama	76	25
Auburn	55	12
Florida	53	14
Georgia	72	12
Louisiana State	56	13
Mississippi	69	5
Miss. State	61	11
Tennessee	106	53
Vanderbilt	96	29

Southeastern Conference All-Time Basketball Standings (1933-86, Conference Games Only)

Team	Years	Won	Lost	Pct.
Kentucky	**53**	**586**	**138**	**.809**
Tennessee	53	460	304	.602
Alabama	53	497	358	.581
Vanderbilt	54	427	363	.541
LSU	54	425	383	.526
Auburn	53	393	407	.491
Miss. State	53	340	482	.415
Florida	53	308	433	.416
Georgia	54	299	487	.380
Ole Miss	53	279	522	.348

FINAL 1985-86 SEC STANDINGS

School	SEC	Pct.	Overall
Kentucky	**17- 1**	**.944**	**32- 4**
Auburn	13- 5	.722	22-11
Alabama	13- 5	.722	24- 9
Florida	10- 8	.556	19-14
LSU	9- 9	.500	26-12
Georgia	9- 9	.500	17-13
Vanderbilt	7-11	.389	13-15
Tennessee	5-13	.278	12-16
Ole Miss	4-14	.222	12-17
Miss. State	3-15	.167	6-22

SEC BASKETBALL CHAMPIONS

Year	School	Conf.	Record Final	Coach
1933	**Kentucky**	**8-0**	**20-3**	**Adolph Rupp**
1934	Alabama	13-2	16-2	Henry Crisp
	LSU	12-0	14-1	H. Rabenhorst
1935	**Kentucky**	**11-0**	**19-2**	**Adolph Rupp**
1936	Tennessee	8-4	15-6	Blair Guillon
1937	**Kentucky**	**5-3**	**17-5**	**Adolph Rupp**
1938	Ga. Tech	9-2	18-2	Roy Mundorff
1939	**Kentucky**	**5-2**	**16-4**	**Adolph Rupp**
1940	**Kentucky**	**4-4**	**15-6**	**Adolph Rupp**
1941	Tennessee	8-3	17-5	John Mauer
1942	**Kentucky**	**6-2**	**19-6**	**Adolph Rupp**
1943	Tennessee	6-3	14-4	John Mauer
1944	**Kentucky**	**0-0**	**19-2**	**Adolph Rupp**
1945	**Kentucky**	**4-1**	**22-4**	**Adolph Rupp**
1946	**Kentucky**	**6-0**	**28-2**	**Adolph Rupp**
1947	**Kentucky**	**11-0**	**34-3**	**Adolph Rupp**
1948	**Kentucky**	**9-0**	**36-3**	**Adolph Rupp**
1949	**Kentucky**	**13-0**	**32-2**	**Adolph Rupp**
1950	**Kentucky**	**11-2**	**25-5**	**Adolph Rupp**
1951	**Kentucky**	**14-0**	**32-2**	**Adolph Rupp**
1952	**Kentucky**	**14-0**	**29-3**	**Adolph Rupp**
1953	LSU	13-0	25-2	H. Rabenhorst
1954	**Kentucky**	**14-0**	**25-0**	**Adolph Rupp**
	LSU	14-0	21-5	H. Rabenhorst
1955	**Kentucky**	**12-2**	**23-3**	**Adolph Rupp**
1956	Alabama	14-0	21-3	Johnny Dee
1957	**Kentucky**	**12-2**	**23-5**	**Adolph Rupp**
1958	**Kentucky**	**12-2**	**23-6**	**Adolph Rupp**
1959	Miss. St.	13-1	24-1	Babe McCarthy
1960	Auburn	12-2	19-3	Joel Eaves
1961	Miss. St.	11-3	19-6	Babe McCarthy
1962	Miss. St.	13-1	24-1	Babe McCarthy
1962	**Kentucky**	**13-1**	**23-3**	**Adolph Rupp**
1963	Miss. St.	12-2	22-6	Babe McCarthy
1964	**Kentucky**	**11-3**	**21-6**	**Adolph Rupp**
1965	Vanderbilt	15-1	24-4	Roy Skinner
1966	**Kentucky**	**15-1**	**27-2**	**Adolph Rupp**
1967	Tennessee	15-3	21-7	Ray Mears
1968	**Kentucky**	**15-3**	**22-5**	**Adolph Rupp**
1969	**Kentucky**	**16-2**	**23-5**	**Adolph Rupp**
1970	**Kentucky**	**17-1**	**26-2**	**Adolph Rupp**
1971	**Kentucky**	**16-2**	**22-4**	**Adolph Rupp**
1972	**Kentucky**	**14-4**	**21-7**	**Adolph Rupp**
	Tennessee	14-4	19-6	Ray Mears
1973	**Kentucky**	**14-4**	**20-8**	**Joe Hall**
1974	Vanderbilt	15-3	23-3	Roy Skinner
	Alabama	15-3	22-4	C.M.Newton
1975	**Kentucky**	**15-3**	**26-5**	**Joe Hall**
	Alabama	15-3	22-5	C.M. Newton
1976	Alabama	15-3	23-5	C.M. Newton
1977	Tennessee	16-2	22-6	Ray Mears
	Kentucky	**16-2**	**26-4**	**Joe Hall**
1978	**Kentucky**	**16-2**	**30-2**	**Joe Hall**
1979	LSU	14-4	23-6	Dale Brown
1980	**Kentucky**	**15-3**	**29-6**	**Joe Hall**
1981	LSU	17-1	31-5	Dale Brown
1982	**Kentucky**	**13-5**	**22-8**	**Joe Hall**
	Tennessee	13-5	20-10	Don DeVoe
1983	**Kentucky**	**13-5**	**23-8**	**Joe Hall**
1984	**Kentucky**	**14-4**	**29-5**	**Joe Hall**
1985	LSU	13-5	19-10	Dale Brown
1986	**Kentucky**	**17-1**	**32-4**	**Eddie Sutton**

NOTE: From 1933 through 1950 the Southeastern Conference basketball championship was determined by a tournament, except for 1935. Since 1951, when the round-robin schedule was introduced, the title has been decided by percentage of wins on the designated schedule. From 1951 through 1964 the round-robin consisted of 14 games; in 1965 and 1966 it was 16 games, and since 1967, 18 games. The SEC Tournament was renewed in 1979, with the winner representing the conference in the NCAA tournament. The SEC championship is still determined by the regular 18-game schedule.

1985-86 SEC STATS

FINAL 1985-86 SOUTHEASTERN CONFERENCE BASKETBALL STATISTICS

TEAM

SCORING

School	G	Pts	Avg.
Georgia	30	2336	77.9
LSU	38	2877	75.7
Alabama	33	2493	75.5
Kentucky	**36**	**2666**	**74.1**
Auburn	33	2379	72.1
Florida	33	2316	70.2
Vanderbilt	28	1948	69.6
Tennessee	28	1883	67.3
Ole Miss	29	1936	66.8
Miss. State	30	1818	60.6

FIELD GOALS

School	FGM	FGA	Pct.
Alabama	998	1851	53.9
Georgia	969	1855	52.2
Kentucky	**1030**	**2003**	**51.4**
Auburn	917	1934	50.5
LSU	1170	2324	50.3
Tennessee	766	1568	48.8
Vanderbilt	775	1604	48.8
Florida	951	1971	48.2
Ole Miss	790	1649	47.9
Miss. State	757	4608	47.1

SCORING DEFENSE

School	G	Pts	Avg.
Kentucky	**36**	**2202**	**61.2**
Auburn	33	2194	66.5
Miss. State	30	1998	66.6
Florida	33	2198	66.6
Alabama	33	2235	67.7
Tennessee	28	1909	68.2
Ole Miss	29	1992	68.7
LSU	37	2591	70.0
Georgia	30	2165	72.2
Vanderbilt	28	2030	72.5

FREE THROWS

School	FTM	FTA	Pct.
Alabama	497	654	76.0
LSU	537	716	75.0
Auburn	425	567	75.0
Tennessee	351	479	73.3
Kentucky	**606**	**841**	**72.1**
Georgia	398	555	71.7
Vanderbilt	398	561	70.9
Florida	414	600	69.0
Miss. State	304	443	68.6
Ole Miss	357	552	64.7

REBOUNDS

School	G	RBS	Avg.
Auburn	33	1156	35.0
LSU	38	1298	34.2
Alabama	33	1123	34.0
Georgia	30	1016	33.9
Vanderbilt	28	927	33.1
Kentucky	**36**	**1191**	**33.1**
Florida	33	1061	32.2
Ole Miss	29	919	31.7
Tennessee	28	824	29.4
Miss. State	30	881	29.4

SCORING MARGIN

School	Avg.
Kentucky	**12.9**
Alabama	7.8
Georgia	5.7
Auburn	5.6
LSU	5.2
Florida	3.6
Tennessee	-0.9
Ole Miss	-1.9
Vanderbilt	-2.9
Miss. State	-6.0

INDIVIDUAL STATISTICS

SCORING - Top 20

Player, Team	G	FG	FT	Pts	Avg.
Tony White, Tennessee	28	249	124	622	22.2
Chuck Person, Auburn	33	310	90	710	21.5*
Buck Johnson, Alabama	29	235	129	599	20.7*
Kenny Walker, Kentucky	**36**	**260**	**201**	**721**	**20.0***
Vernon Maxwell, Florida	33	262	124	648	19.6
John Williams, LSU	37	269	120	658	17.8
Eric Smith, Ole Miss	29	210	87	507	17.5
Andrew Moten, Florida	33	214	131	559	16.9
Joe Ward, Georgia	30	204	59	467	45.6*
Chauncey Robinson, MSU	30	170	79	419	14.0*
Derrrick Taylor, LSU	38	221	81	523	13.8*
Derrick McKey, Alabama	33	178	92	448	13.6
Brett Burrow, Vanderbilt	28	126	118	370	13.2*
Donald Hartry, Georgia	30	170	55	395	13.2*
Curtis Ritchwood, Ole Miss	26	148	51	340	13.1*
Don Redden, LSU	38	197	99	493	13.0*
Jim Farmer, Alabama	33	168	85	421	12.8
Winston Bennett, Kentucky	**36**	**171**	**115**	**457**	**12.7**
Raymond Brown, Miss. State	30	158	39	355	11.8
Ed Davender, Kentucky	**36**	**155**	**104**	**414**	**11.5**

* Seniors in the SEC

FIELD GOAL PERCENTAGE - Top 10 (min. 3 per game)

Player, Team	FGM	FGA	Pct.
Derrick McKey, Alabama	178	280	63.6
Kenny Walker, Kentucky	**260**	**447**	**58.2***
Rob Jones, Tennessee	127	219	58.0*
Buck Johnson, Alabama	235	407	57.7*
David Dunn, Georgia	101	178	56.7
Curtis Ritchwood, Ole Miss	148	265	55.8*
Raymond Brown, Miss. State	158	289	54.7
Frank Ford, Auburn	153	281	54.4
Barry Goheen, Vanderbilt	91	168	54.2
Joe Ward, Georgia	204	380	53.7*

FREE THROW PERCENTAGE - Top 12 (min. 2 per game)

Player, Team	FTM	FTA	Pct.
Derrick Taylor, LSU	81	92	88.0*
Tony White, Tennessee	124	142	87.3
Don Redden, LSU	99	117	84.6*
Buck Johnson, Alabama	129	155	83.2*
Brett Burrow, Vanderbilt	118	143	82.5*
Roderick Barnes, Ole Miss	71	88	80.7
Chuck Person, Auburn	90	112	80.4*
Ed Davender, Kentucky	**104**	**131**	**79.4**
Derrick McKey, Alabama	92	117	78.6
John Williams, LSU	120	155	77.4
Chauncey Robinson, Miss. State	79	103	76.7*
Kenny Walker, Kentucky	**201**	**263**	**76.4***

REBOUNDS - Top 10

Player, Team	Gms	No.	Avg.
John Williams, LSU	37	313	8.5
Buck Johnson, Alabama	29	242	8.3*
Derrick McKey, Alabama	33	262	7.9
Chuck Person, Auburn	33	260	7.9*
Rob Jones, Tennessee	28	216	7.7*
Kenny Walker, Kentucky	**36**	**276**	**7.7***
Curtis Ritchwood, Ole Miss	26	194	7.5*
Jeff Moore, Auburn	33	234	7.1
Winston Bennett, Kentucky	**36**	**252**	**7.0**
Chauncey Robinson, Miss. State	30	210	7.0*

ASSISTS - Top 10 (min. 3.0 per game)

Player, Team	Gms	No.	Avg.
Terry Coner, Alabama	32	241	7.5
Gerald White, Auburn	33	221	6.4
Roger Harden, Kentucky	**36**	**232**	**6.4***
Roderick Barnes, Ole Miss	29	153	5.3
Donald Hartry, Georgia	30	152	5.1*
Ronnie Montgomery, Florida	33	157	4.8
Tracy Taylor, Miss. State	23	105	4.6
Derrick Taylor, LSU	38	146	3.8*
Darrell Dulaney, Vanderbilt	26	89	3.4
Ed Davender, Kentucky	**36**	**121**	**3.4**

STEALS - Top 6 (min 1.5 per game)

Player, Team	Gms	No.	Avg.
Derrick Taylor, LSU	38	84	2.2*
Darrell Dulaney, Vanderbilt	26	44	1.7
Eric Smith, Ole Miss	29	49	1.7
Terry Coner, Alabama	32	53	1.7
Roderick Barnes, Ole Miss	29	48	1.7
Ed Davender, Kentucky	**36**	**59**	**1.6**

BLOCKS - Top 5 (min 1.0 per game)

Player, Team	Gms	No.	Avg.
Derrick McKey, Alabama	33	76	2.3
Buck Johnson, Alabama	29	39	1.3*
Kenny Walker, Kentucky	**36**	**43**	**1.2***
Ronnie Sims, Ole Miss	29	32	1.1
Mike Jones, Auburn	33	34	1.0

UK IN SEC TOURNAMENT

KENTUCKY IN THE SEC TOURNAMENT

The Wildcats have enjoyed unparalleled success in the league's post-season tournament. In the 27 years the event has been held, Kentucky has captured 15 titles and has won 85.4 percent of its games in the tourney. Next in line among the schools in tournament titles is Tennessee, with four.

27-YEAR COMPOSITE SEC TOURNAMENT STANDINGS

	Titles	Won	Lost	Pct
KENTUCKY	**15**	**70**	**12**	**.854**
Tennessee	4	42	22	.656
Alabama	2	29	24	.547
LSU	1	26	26	.500
Vanderbilt	1	16	24	.400
Georgia	1	17	26	.395
Auburn	1	14	24	.368
Ole Miss	1	10	23	.303
Florida	0	7	21	.250
Miss. State	0	7	26	.212

In the eight years the tournament has been held recently, seven different schools have captured the title. Only Florida, Mississippi State and Vanderbilt have failed to win the event since 1979. Kentucky is the only team that has won two titles since the renewal of the event, having won it in 1984 and 1986.

Through the years, Kentucky players have been selected to the first team All-Tournament team 48 times. Since the renewal of the event, seven Wildcats have been tabbed with the honor:

1979 — Kyle Macy (MVP) and Truman Claytor
1980 — Sam Bowie and Kyle Macy
1982 — Dirk Minniefield (MVP)
1984 — Melvin Turpin
1986 — Roger Harden

In the eight years since the tournament was renewed, Wildcat players have been the leading scorers of the event on three occasions: 1979 (Kyle Macy); 1982 (Dirk Minniefield) and 1984 (Melvin Turpin).

In the history of the tournament, Kentucky holds 39 individual or team records.

The largest crowd to ever watch an SEC tournament game was 21,981, which showed up at the championship game between Alabama and Kentucky at Rupp Arena in 1982.

SOUTHEASTERN CONFERENCE (SEC) TOURNAMENT

(27 Appearances — 15 Championships)*

1986 Won 3, Lost 0.	Defeated Alabama for championship.
1985 Won 0, Lost 1.	Eliminated in quarterfinals by Florida.
1984 Won 3, Lost 0.	Defeated Auburn for championship.
1983 Won 0, Lost 1.	Eliminated in quarterfinals by Alabama.
1982 Won 2, Lost 1.	Eliminated in finals by Alabama.
1981 Won 0, Lost 1.	Eliminated in quarterfinals by Vanderbilt.
1980 Won 2, Lost 1.	Eliminated in finals by Louisiana State.
1979 Won 3, Lost 1.	Eliminated in finals by Tennessee.
1952 Won 4, Lost 0.	Defeated Louisiana State for championship.
1951 Won 3, Lost 1.	Eliminated in finals by Vanderbilt.
1950 Won 3, Lost 0.	Defeated Tennessee for championship.
1949 Won 4, Lost 0.	Defeated Tulane for championship.
1948 Won 4, Lost 0.	Defeated Georgia Tech for championship.
1947 Won 4, Lost 0.	Defeated Tulane for championship.
1946 Won 4, Lost 0.	Defeated Louisiana State for championship.
1945 Won 4, Lost 0.	Defeated Tennessee for championship.
1944 Won 3, Lost 0.	Defeated Tulane for championship.
1943 Won 3, Lost 1.	Eliminated in finals by Tennessee.
1942 Won 4, Lost 0.	Defeated Alabama for championship.
1941 Won 3, Lost 1.	Eliminated in finals by Tennessee.
1940 Won 3, Lost 0.	Defeated Georgia for championship.
1939 Won 3, Lost 0.	Defeated Tennessee for championship.
1938 Won 0, Lost 1.	Eliminated in first game by Tulane.
1937 Won 3, Lost 0.	Defeated Tennessee for championship.
1936 Won 1, Lost 1.	Eliminated in second game by Tennessee.
1935	No Tournament Held
1934 Won 0, Lost 1.	Eliminated in first game by Florida.
1933 Won 4, Lost 0.	Defeated Mississippi State for championship.

* Tournament resumed in 1979 for first time since 1952.

ALL-SEC TOURNEY PLAYERS

(41 Players Chosen 69 times)

* Denotes MVP

John DeMoisey (F) 1933, 1934
Aggie Sale (C) 1933
Bill Davis (G) 1933*, 1934
Ralph Carlisle (F) 1936, 1937
Whitey Anderson (G) 1936*
Warfield Donahue (G) 1937
Rice Walker (C) 1937*
Walter Hodge (G) 1937*
Bernie Opper (G) 1938, 1939
Joe Hagan (F) 1938*
Keith Farnsley (F) 1939, 1940*, 1941*
Layton Rouse (G) 1940
Marvin Akers (F) 1941, 1942*
Lee Huber (G) 1941
James King (C) 1941*, 1942*
Ermal Allen (F) 1942
Melvin Brewer (C) 1943
Marvin Akers (G) 1943
Milton Ticco (F) 1943*
Bob Brannum (C) 1944
Jack Tingle (G) 1944, 1945, 1946, 1947
Jack Parkinson (G) 1944, 1945, 1946
Wilbur Schu (F) 1944*, 1946*
Ken Campbell (C) 1945
Wallace Jones (F) 1946, 1947, 1948, 1949
Ralph Beard (C) 1946, 1947, 1948, 1949
Joe Holland (F) 1947
Kenny Rollins (G) 1947, 1948
Alex Groza (C) 1947*, 1948*, 1949
Cliff Barker (F) 1948*, 1949*
Jim Line (F) 1950
Bill Spivey (C) 1950*, 1951
Walter Hirsch (F) 1951
Frank Ramsey (G) 1951, 1952
Cliff Hagan (F) 1951*, 1952
Robert Watson (F) 1952
Truman Claytor (G) 1979
Kyle Macy (G) 1979*, 1980
Sam Bowie (C) 1980
Dirk Minniefield 1982*
Melvin Turpin 1984
Roger Harden 1986

SEC TELEVISION

SOUTHEASTERN CONFERENCE BASKETBALL TV SCHEDULES

1987 NETWORK TV SCHEDULE

Day/Date	Game	Time - EST	Network
Sunday, January 18	**LSU at KENTUCKY**	**2:00 p.m.**	**ABC**
Saturday, January 24	Depaul at LSU	1:30 p.m.	CBS
Sunday, January 24	**Navy at KENTUCKY**	**2:00 p.m.**	**ABC**
Sunday, February 1	UNLV at Auburn	2:00 p.m.	ABC
Saturday, February 7	**KENTUCKY at Alabama**	**1:00 p.m.**	**NBC**
Saturday, February 14	Alabama at LSU	3:00 p.m.	NBC
Saturday, February 21	**KENTUCKY at LSU**	**1:00 p.m.**	**NBC**
Sunday, March 1	**Oklahoma at KENTUCKY**	**12:00 Noon**	**CBS**
Sunday, March 8	SEC Tournament Championship	2:00 p.m.	ABC

abc CBS NBC Sports

• Note: A cable contract has not been signed at press time. Additional games may be presented on ESPN and/or USA Network.

1987 SYNDICATION TV SCHEDULE

Day/Date	Game	Time-EST
Saturday, January 3	Florida at Georgia	3:00 p.m.
Wednesday, January 7	**Alabama at Kentucky**	**8:00 p.m.**
Saturday, January 10	Auburn at Mississipi State	3:00 p.m.
Wednesday, January 14	Vanderbilt at Georgia	8:00 p.m.
Saturday, January 17	Alabama at Ole Miss	3:00 p.m.
Wednesday, January 21	**Kentucky at Vanderbilt**	**8:00 p.m.**
Saturday, January 24	Ole Miss at Auburn	3:30 p.m.
Wednesday, January 28	Auburn at LSU	8:00 p.m.
Saturday, January 31	**Mississippi St. at Kentucky**	**1:00 p.m.**
Wednesday, February 4	**Auburn at Kentucky**	**8:00 p.m.**
Saturday, February 7	Tennessee at LSU	3:00 p.m.
Wednesday, February 11	LSU at Georgia	
	Alabama at Vanderbilt	8:00 p.m.
Saturday, February 14	**Kentucky at Florida**	
	Alabama at Vanderbilt	1:00 p.m.
Wednesday, February 18	Florida at Tennessee	8:00 p.m.
Saturday, February 21	Alabama at Auburn	3:00 p.m.
Wednesday, February 25	**Kentucky at Georgia**	**8:00 p.m.**
Saturday, February 28	Georgia at Tennessee	
	Florida at Alabama	1:00 p.m.
Sunday, March 1	LSU at Auburn	2:00 p.m.
March 5-8	SEC TOURNAMENT	TBA



Building For Tomorrow

Prepare for a bright future . . . invest in high yield Certificates of Deposits from First Federal. First Federal has a whole range of savings plans from passbook to Money Market accounts. Invest in the future with the help of First Federal Savings and Loan Association with Locations in Lexington, Georgetown, and Nicholasville.

1st FEDERAL SAVINGS & LOAN ASSOCIATION

FSLIC

In Georgetown: 701 South Broadway 863-5800
In Lexington: 110 West Vine Street 253-2605

SEC SCHEDULES

1987 SOUTHEASTERN CONFERENCE SCHEDULES

Saturday, January 3
Mississippi State at Alabama
Kentucky at Auburn
Florida at Georgia
Tennessee at Vanderbilt

Monday, January 5
LSU at Ole Miss

Wednesday, January 7
Georgia at Auburn
Mississippi State at Florida
Alabama at Kentucky
LSU at Tennessee
Ole Miss at Vanderbilt

Saturday, January 10
Vanderbilt at Alabama
Georgia at LSU
Florida at Ole Miss
Auburn at Mississippi State
Kentucky at Tennessee

Monday, January 12
South Carolina at Alabama
Kentucky at Mississippi State

Wednesday, January 14
LSU at Alabama
Tennessee at Auburn
Vanderbilt at Georgia
Florida at Kentucky
Ole Miss at Mississippi State

Saturday, January 17
Tennessee at Florida
Mississippi State at Georgia
Alabama at Ole Miss
Auburn at Vanderbilt

Sunday, January 18
LSU at Kentucky

Wednesday, January 21
Auburn at Alabama
Florida at LSU
Georgia at Ole Miss
Mississippi State at Tennessee
Kentucky at Vanderbilt

Saturday, January 24
Ole Miss at Auburn
Vanderbilt at Florida
Western Kentucky at LSU
Alabama at Tennessee

Sunday, January 25
Navy at Kentucky
LSU at Mississippi State

Wednesday, January 28
Alabama at Florida
Tennessee at Georgia
Auburn at LSU
Kentucky at Ole Miss
Vanderbilt at Mississippi State

Saturday, January 31
Georgia at Alabama
Florida at Auburn
Mississippi State at Kentucky
Ole Miss at Tennessee
LSU at Vanderbilt

Sunday, February 1
UNLV at Auburn

Monday, February 2
Tennessee at Ole Miss

Wednesday, February 4
Georgia at Florida
Auburn at Kentucky
Ole Miss at LSU
Alabama at Mississippi State
Vanderbilt at Tennessee

Friday, February 6
Notre Dame at Vanderbilt

Saturday, February 7
Kentucky at Alabama
Auburn at Georgia
Tennessee at LSU
Florida at Mississippi State

Monday, February 9
Auburn at Florida
Vanderbilt at Ole Miss

Wednesday, February 11
Mississippi State at Auburn
Ole Miss at Florida
LSU at Georgia
Tennessee at Kentucky
Alabama at Vanderbilt

Saturday, February 14
Kentucky at Florida
Alabama at LSU
Mississippi State at Ole Miss
Auburn at Tennessee
Georgia at Vanderbilt

Wednesday, February 18
Ole Miss at Alabama
Vanderbilt at Kentucky
Georgia at Mississippi State
Florida at Tennessee

Saturday, February 21
Alabama at Auburn
Miami at Florida
Ole Miss at Georgia
Kentucky at LSU
Tennessee at Mississippi State

Monday, February 23
Vanderbilt at Auburn

Wednesday, February 25
Tennessee at Alabama
Kentucky at Georgia
Mississippi State at LSU
Auburn at Ole Miss
Florida at Vanderbilt

Saturday, February 28
Florida at Alabama
Ole Miss at Kentucky
Georgia at Tennessee
Mississippi State at Vanderbilt

Sunday, March 1
Oklahoma at Kentucky
LSU at Auburn

Thurs., March 5 - Sun. March 8
SEC Tournament
The Omni — Atlanta, Georgia

EXCELLENCE

Though the word is used often these days, it will never be a cliche. It's striving for perfection ... giving over 100% is an American way, be it a basketball game or anything else worth having. And when Kentuckians depend on H&R Block for help at tax time, our staff of thousands all share the same committment to excellence in their work. As a service company we can't accept anything less. And it's been our business philosophy for over 30 years.

Because we at H&R Block believe striving for excellence makes everyone a winner.

H&R BLOCK®
THE INCOME TAX PEOPLE

CENTRAL ROCK COMPANY



Paving the way in the Bluegrass Area

Contact us for the following:

- Asphalt paving
- Farm road construction
- Stall mix
- All types crushed limestone
- Free estimates and design

CENTRAL ROCK COMPANY

P.O. Box 4301 • 1280 Old Frankfort Pike
Lexington, Kentucky 40544 • (606) 231-0222



1st National Bank And Trust

Commitment To Excellence

• LONDON, KENTUCKY 40741
Member F.D.I.C.

RUPP ARENA

HOME OF THE WILDCATS

Rupp Arena affords the University of Kentucky its third basketball home in 61 years, and with its 23,000-seat capacity, brings a distinction as the nation's largest basketball facility. The Wildcats are celebrating their 11th season in the arena in 1986-87.

An awesome structure in sight and scope, the arena is divided in two seating areas — the lower level features 10,000 fully cushioned, theater seats in block coloring of blue, red, orange and purple, offering a spectacular splash of color — and an upper level of 13,000 seats on epoxy-coated metal bleachers. The latter can be visually isolated to provide a more natural setting for small shows.

Built by the city of Lexington, the arena is named in honor of Kentucky's legendary former coach, Adolph Rupp, and is the major portion of $53 million Lexington Center complex which includes a convention-exhibition hall, a 50-store tri-level enclosed shopping mall, a luxury Hyatt Regency Hotel, and a block away, the historic 1,200 seat Lexington Opera House, which was recently renovated.

The arena is fully air-conditioned, equipped with a specially designed, high quality sound system appropriately named "Big Bertha," and complete lighting for events and color television coverage. Special attention has been paid to such facilities as dressing rooms, service entrances and storage areas.

The Wildcats command an exclusive dressing room 365 days a year, while other facilities include six team size and eight smaller units.

The portable basketball court, which lies on a concrete subflooring 118' beneath the ceiling, is 60' x 120' and is made of a light shade of northern maple trimmed in Kentucky blue. The floor was specially designed to convert from the 94' length required for college and professional basketball to the 84' length for high school simply removing two panels.

Four 35' x 4' custom-made scoreboards are placed so spectators can see at least three of the boards from any seat in the arena.

THE WILDCATS AT HOME

The Wildcats enjoy one of the best home-court records in the country and last year's perfect 18-0 mark was further evidence of UK's dominance in Lexington. In 10 years in the largest built-for-basketball arena in the country, the Wildcats have racked up a 140-14 record for a winning percentage of 90.9.

Kentucky's formidable home-court advantage has been a trademark through the years. Before moving to Rupp in 1976-77, UK forged out enviable records in Memorial Coliseum and Alumni Gym.

Kentucky at Home Through the Years

	Won	Lost	Pct.
Alumni Gym			
(1924-25 through 1949-50)	262	25	91.3
Memorial Coliseum			
(1950-51 through 1975-76)	308	38	89.0
Rupp Arena			
(1976-77 to present)	140	14	90.9
Totals	**710**	**77**	**90.2**

YEAR-BY-YEAR AT RUPP ARENA

	Won	Lost	Pct.
1976-77	12	2	.857
1977-78	16	0	1.000
1978-79	11	4	.733
1979-80	12	3	.800
1980-81	15	0	1.000
1981-82	15	1	.938
1982-83	14	1	.933
1983-84	16	0	1.000
1984-85	11	3	.786
1985-86	18	0	1.000
10 Seasons	**140**	**14**	**.909**

KENTUCKY'S HOME ATTENDANCE

Year	No. Games	Attendance	Average
1985-86	18**	407,290	22,627
1984-85	14	320,926	22,923
1983-84	16	*380,453	*23,778
1982-83	15**	356,766	*23,785
1981-82	16	*371,093	*23,193
1980-81	15	*354,996	*23,666
1979-80	15	*352,511	*23,501
1978-79	15	*351,042	*23,338
1977-78	16	*373,403	*23,338
1976-77	14	*312,527	*22,323
1975-76	12	138,135	11,511
1974-75	12	138,098	11,539
1973-74	12	130,755	10,896
1972-73	13	150,856	11,604
1971-72	13	150,297	11,561
1970-71	13	152,471	11,728
1969-70	15	181,295	12,086
1968-69	13	165,600	11,821
1967-68	16	178,000	11,333
1966-67	13	136,588	10,502
1965-66	13	149,571	11,505
1964-65	14	151,000	10,786
1963-64	14	165,650	11,117
1962-63	15	153,132	10,208
1961-62	16	165,495	10,343
1960-61	14	129,978	9,284
1959-60	13	138,995	10,692
1958-59	15	177,824	11,855
1957-58	13	124,461	9,574
1956-57	14	129,733	9,266
1955-56	13	126,104	9,700

*Season high in the nation. ** Includes 3 SEC Tournament games.

TOP TEN RUPP ARENA CROWDS

1. 24,203	vs. Indiana	Dec. 7, 1986
2. 24,185	vs. Tennessee	Feb. 27, 1983
3. 24,180	vs. Louisville	Dec. 28, 1985
4. 24,165	vs. Indiana	Dec. 8, 1981
5. 24,098	vs. Wyoming (UKIT)	Dec. 16, 1983
24,098	vs. BYU (UKIT)	Dec. 17, 1983
7. 24,012	vs. Louisville	Nov. 26, 1983
8. 24,011	vs. LSU	Mar. 1, 1980
9. 23,992	vs. Houston	Jan. 22, 1984
10. 23,982	vs. Georgia	Feb. 26, 1983

RUPP ARENA

HOME FLOOR LOSSES SINCE 1943
(Total of 51)

Date	Opponent	Score	Margin
Jan. 8, 1955	Georgia Tech	59-58	1
Dec. 10, 1955	Temple	73-61	12
Dec. 21, 1955	Dayton (UKIT)	89-74	15
Dec. 10, 1956	St. Louis	71-70	1
Mar. 16, 1957	Michigan State (NCAA)	80-68	12
Dec. 20, 1957	West Virginia (UKIT)	77-70	7
Dec. 19, 1959	West Virginia (UKIT)	79-70	9
Jan. 2, 1960	Georgia Tech	62-54	8
Feb. 27, 1960	Tennessee	65-63	2
Dec. 3, 1960	Florida State	63-58	5
Dec. 22, 1960	St. Louis (UKIT)	74-72*	2
Feb. 12, 1962	Mississippi State	49-44	5
Dec. 1, 1962	Virginia Tech	80-77	3
Dec. 17, 1962	North Carolina	68-66	2
Jan. 5, 1963	Georgia Tech	86-85•	1
Jan. 19, 1963	Tennessee	78-69*	9
Feb. 18, 1963	Vanderbilt	69-67	2
Mar. 2, 1964	St. Louis	67-60	7
Dec. 19, 1964	Illinois (UKIT)	91-86	5
Jan. 5, 1965	Vanderbilt	97-79	18
Dec. 5, 1966	Illinois	98-97	1
Dec. 13, 1966	North Carolina	64-55	9
Dec. 17, 1966	Florida	78-75	3
Dec. 28, 1966	Cornell	92-77	15
Jan. 5, 1967	Vanderbilt	91-89*	2
Jan. 23, 1967	Tennessee	52-50•	2
Feb. 11, 1967	Mississippi State	77-72*	5
Mar. 16, 1968	Ohio State (NCAA)	82-81	1
Dec. 7, 1968	North Carolina	87-77	10
Dec. 19, 1970	Purdue (UKIT)	89-83	6
Dec. 13, 1971	Michigan State	91-85	6
Dec. 4, 1972	Iowa	79-66	13
Feb. 3, 1973	Vanderbilt	83-76	7
Jan. 28, 1974	Vanderbilt	82-65	17
Feb. 23, 1974	Alabama	94-71	23
Feb. 25, 1974	Florida	75-65	10
Jan. 10, 1976	Tennessee	90-88*	2
Dec. 18, 1976	Utah (UKIT).....Rupp Arena Era	70-68	2
Jan. 12, 1977	Tennessee	71-67	4
Dec. 22, 1978	Texas A&M (UKIT)	73-69	4
Jan. 6, 1979	Louisiana State	93-89	4
Jan. 20, 1979	Tennessee	66-55	11
Mar. 7, 1979	Clemson (NIT)	68-67*	1
Jan. 12, 1980	Alabama	78-64	14
Jan. 28, 1980	Louisiana State	65-60	5
Mar. 13, 1980	Duke (NCAA)	55-54	1
Mar. 6, 1982	Alabama (SEC)	48-46	2
Jan. 15, 1983	Auburn	75-67	8
Dec. 4, 1984	SMU	56-54	2
Jan. 19, 1985	Florida	67-55	12
Feb. 24, 1985	Georgia	79-77	2

*One overtime period. •Double overtime. Average loss margin — 6.5



RUPP ARENA RECORDS
(Collegiate-Varsity)

Team — Single Game

Consecutive Wins — 30 by Kentucky (Nov. 29, 1980 to Mar. 6, 1982)
Most Points — 126 by Kentucky vs. South Carolina, 81 Dec. 10, 1979
Most Points by Kentucky Opponent — 91 by Jacksonville, Dec. 18, 1981
Biggest Margin of Victory for Kentucky — 54 (Kentucky 121, West Texas 67, Dec. 2, 1976)
Biggest Margin of Defeat for Kentucky — 14 (Alabama 78, Kentucky 64, Jan. 12, 1980
Smallest Margin of Victory for Others — 1 (Clemson 68, Kentucky 67, Mar. 7, 1979; Duke 55, Kentucky 54, Mar. 13, 1980)
Smallest Margin of Defeat for Others — 1 (Kentucky 61, Purdue 60 — UKIT — Dec. 22, 1979; Kentucky 58, Miss. State 57, Jan. 16, 1985)
Most Points, Both Teams — 202 (Kentucky 114, Portland State 88 (UKIT) Dec. 16, 1977)
Most Points in One Half — 66 by Kentucky in Second Half vs. West Texxas, Dec. 4, 1978
Fewest Points — 40 by Wyoming vs. Kentucky 66, Dec. 16, 1983 and by Georgia vs. Kentucky 64, Jan. 28, 1984)
Most FGA Both Teams — 163 (Kentucky 82 vs. Vanderbilt 81, Feb. 5, 1977)
Most Field Goals Made — 46 by Kentucky vs. Portland State, Dec. 16, 1977
Best FG Pct. (Game) — 72.2 (39 of 54) by Kentucky vs. Miss. St., Feb. 15, 1986
Best FG Pct. (First Half) — 78.6 (11-14) by Kentucky vs. Mississippi, Jan. 14, 1981
Best FG Pct. (Second Half) — 83.3 (15 of 18) by Kentucky vs. Mississippi State, Feb. 28, 1977
Most Free Throws Attempted — 56 by Kentucky vs. Mississippi State, Feb. 12, 1979
Most FTA Both Teams — 97 (Kentucky 48, Vanderbilt 49, Jan. 19, 1980)
Most Free Throws Made — 44 by Kentucky vs. Vanderbilt, Jan. 19, 1980
Most Free Throw Missed — 19 by Kentucky vs. Wisconsin, Nov. 27, 1976, and vs. Portland State, Dec. 16, 1977
Most Rebounds — 62 by Kentucky vs. Bowling Green, Dec. 17, 1976
Fewest Points, Both Teams — 94 (Alabama 48, Kentucky 46, Mar. 6, 1982)
Most Personal Fouls — 43 by LaSalle vs. Kentucky, Dec. 2, 1978
Most Personal Fouls, Both Teams — 75 (Kentucky 32, LaSalle 43, Dec. 2, 1978)
Biggest Crowd — 24,203 (Kentucky vs. Indiana, Dec. 7, 1986)

Individual — Single Game

Most Points — 39 Freeman Williams, Portland State vs. Kentucky (UKIT) Dec. 16, 1977
Most Field Goals Attempted — 40 by Freeman Williams, Portland State vs. Kentucky (UKIT) Dec. 16, 1977
Most Free Throws Attempted — 23 by Dwight Anderson, Kentucky vs. Miss. State, Feb. 12, 1979
Most Free Throws Made — 18 by Dwight Anderson, Kentucky. Miss. State, Feb. 12, 1979. Attempted 23.
(CONSECUTIVE — 12 by Kyle Macy, Kentucky vs. Vanderbilt, and Mike Rhodes of Vanderbilt vs. Kentucky, Jan. 19, 1980)
Most Rebounds — 19 by Mike Phillips, Kentucky vs. LSU, Jan. 22, 1977; Bernard King, Tennessee vs. Kentucky, Jan. 12, 1977; and Sam Bowie, Kentucky vs. Mississippi, Mar. 1, 1984

RUPP ARENA STAFF
Director, Lexington Center — Tom Minter
Rupp Arena Manager — Bill Humphrey
Telephone (606) 233-4567


Beat
Louisville


EDDIE SUTTON
NATIONS
BEST
WALTER PERRY
KENNY
RIGHT


KENTUCKY



RUPP ARENA: HOME OF THE WILDCATS





MEMORIAL COLISEUM

For 26 years, the pulsating cries of "Rip 'em Up, Tear 'em Up, Give 'em Hell Wildcats," rang through one of the grandest of all basketball palaces — UK's Memorial Coliseum.

In 1941, when Dr. H. L. Donovan became president of the University, one of his first recommendations was for a building "that will properly take care of our athletics, our health service, physical education and recreation." From this beginning came the plan that culminated in the construction of 11,500-seat Memorial Coliseum, an unparalleled edifice costing $3,925,000 by the time it was completed in 1950.

A great many persons freely suggested that the arena would prove to be a "white elephant" which would never be crowded to anywhere near capacity by the sport that then was considered little more than an innocuous winter-months pasttime.

But the hardwood game blitzed the nation and Kentucky's teams forged to the national forefront in such a crowd-pleasing manner that the "huge" hall soon could not begin to accomodate the large number of fans seeking to whet their new-found interest. in fact, the situation soon developed to the point where only the student body and faculty were admitted and for several years about all that Kentuckians at large knew of their state University's famed cage teams consisted of information gleaned from the radio and newspapers.

The Wildcat basketball teams got off to a fine start in the Coliseum, winning every game played in the building for the first five seasons there. When Georgia Tech upset Kentucky, 59-58, on Jan. 8, 1955, it marked the first time the Wildcats had lost on their home court since Jan. 4, 1943, dating back to the Alumni Gym days. Between those two dates, Kentucky won 129 straight basketball games at home, a record that still stands in the NCAA record books.

Veteran UK radio announcer Cawood Ledford remembers that first loss at the Coliseum.

"When the game was over, nobody moved," said Ledford. "Everyone sat in absolute stunned silence. I would say it was a good five minutes before anyone made a move to get up. But Kentucky sure didn't lose very many times there."



Indeed the Cats did not. In 26 years there, Kentucky came away a loser only 38 times in 346 games.

From the early 60's on, the sale of UK basketball season tickets has been closed to the public with priority holders taking all the allotment other than student seating. When the Wildcats moved into Rupp Arena for the 1976-77 season, the cynics once again labeled it a "white elephant." But they underestimated the fervor displayed by Kentucky fans. The only seats available are ones that the students don't use.

But while Rupp Arena affords UK the largest built-for-basketball facility in the country with 23,000 seats, old-timers will tell you that the new building doesn't match the atmosphere of Memorial Coliseum. The character of great tradition permeates the air with near spiritual force, even today, when the building serves as the Wildcats' primary practice facility.

The huge building, which serves as a memorial to the nearly 10,000 Kentuckians who lost their lives in World War II and the Korean conflict, covers an entire city block and contains as much space as a seven-story office building. Situated along Avenue of Champions, the Coliseum still houses the UK Athletics Association offices and is the "home" to many Wildcat athletic teams.

The challenge of the sport, the sport of the challenge

And a tribute to those who thrive on it.

With 41 offices in seven states.

Kentucky offices: Ashland, Bowling Green, Campbellsville, Danville, Elizabethtown, Franklin, Henderson, Hopkinsville, Lexington, Louisville, Madisonville, Mt. Sterling, Murray, Owensboro, Paducah, Somerset

The Hilliard Lyons difference . . . creating capital for you.

HILLIARD LYONS

Investments since 1854. Member New York, Midwest and American Stock Exchanges and S.I.P.C.

KENTUCKY IN LOUISVILLE

The University of Kentucky has built an impressive record playing in Louisville over the years. The Wildcats have won nine SEC Tournament titles and defeated some of the best teams from around the country before Wildcat fans in Louisville.

Kentucky began playing in Louisville in 1936 when the Cats lost to Notre Dame, 41-28. In fact, the Cats under Adolph Rupp lost the first three games they ever played in Louisville and all three were to the Fighting Irish. However, since that time the Wildcats have been devastating and have rolled up an 89-20 record in Louisville. Broken down, the Wildcats are 42-15 in regular season play, 43-3 in SEC Tournament play which was held in Louisville from 1941-52, and 2-2 in post-season competition.

Kentucky's most impressive string of victories in Louisville came when the Cats won 32 straight games between 1946 and 1951. Only seven of the 23 teams Kentucky has faced in the 106 games in Louisville have been able to knock off the Cats. The longest running series was with Notre Dame with the Wildcats holding a 23-9 advantage. The Cats hold a 4-0 advantage over DePaul in Louisville and are 3-0 against Kansas in Freedom Hall.

Here is a complete listing of Kentucky's results in Louisville over the years.

KENTUCKY RESULTS

Year	W-L	Opponent	Score
1936-37	L	Notre Dame	28-41
1938-39	L	Notre Dame	37-42
1940-41	L	Notre Dame	47-48
* 1940-41	W	Ole Miss	62-52
	W	Tulane	59-30
	W	Alabama	39-37
	L	Tennessee	33-36
* 1941-42	W	Florida	42-36
	W	Ole Miss	59-32
	W	Auburn	40-31
	W	Alabama	36-34
** 1941-42	L	Great Lakes	47-58
1942-43	L	Indiana	52-58
	W	Notre Dame	60-55
* 1942-43	W	Tulane	48-31
	W	Georgia	59-30
	W	Miss. State	52-43
	L	Tennessee	30-33
** 1942-43	L	Great Lakes	39-53
1943-44	W	Indiana	61-44
	W	Notre Dame	55-44
* 1943-44	W	Georgia	57-29
	W	LSU	55-28
	W	Tulane	62-46
1944-45	W	Indiana	61-43
	L	Notre Dame	58-59
* 1944-45	W	Florida	57-35
	W	LSU	68-37
	W	Alabama	52-41
	W	Tennessee	39-35
1945-46	L	Notre Dame	47-56
* 1945-46	W	Auburn	69-24
	W	Florida	69-32
	W	Alabama	59-30
	W	LSU	59-36
** 1945-46	W	Temple	54-43
1946-47	W	DePaul	65-45
	W	Notre Dame	60-30
* 1946-47	W	Vanderbilt	98-29
	W	Auburn	84-18
	W	Georgia Tech	75-53
	W	Tulane	55-38
** 1946-47	W	Temple	68-29
1947-48	W	DePaul	74-50
	W	Temple	58-38
* 1947-48	W	Florida	87-31
	W	LSU	63-47
	W	Tennessee	70-47
	W	Georgia Tech	54-43
1948-49	W	DePaul	67-36
	W	Tulane	51-47
	W	Notre Dame	62-38
* 1948-49	W	Florida	73-36
	W	Auburn	70-39
	W	Tennessee	83-44
	W	Tulane	68-52
1949-50	W	DePaul	49-47
* 1949-50	W	Miss. State	56-46
	W	Georgia	79-63
	W	Tennessee	95-58
* 1950-51	W	Miss. State	92-70
	W	Auburn	84-54
	W	Georgia Tech	82-56
	L	Vanderbilt	57-61
1951-52	W	Notre Dame	71-66
* 1951-52	W	Georgia Tech	80-59
	W	Tulane	85-61
	W	Tennessee	81-66
	W	LSU	44-43
1953-54	W	Georgia Tech	99-48
1955-56	W	Georgia	143-66
** 1957-58	W	Temple	61-60
	W	Seattle	84-72
1958-59	W	Illinois	76-75
1959-60	W	Temple	97-92
1960-61	W	Notre Dame	68-62
1961-62	W	Notre Dame	100-53
1962-63	W	Notre Dame	78-70
1963-64	W	Notre Dame	101-81
1964-65	L	Notre Dame	97-111
1965-66	W	Notre Dame	103-69
1966-67	W	Notre Dame	96-85
1967-68	W	Notre Dame	81-73
1968-69	W	Notre Dame	110-90
1969-70	W	Notre Dame	102-100
1970-71	L	Notre Dame	92-99
1971-72	L	Indiana	89-90
	W	Notre Dame	83-67
1972-73	L	N. Carolina	70-78
	W	Notre Dame	65-63
1973-74	L	Indiana	68-77
	L	Notre Dame	79-94
1974-75	W	N. Carolina	90-78
	W	Kansas	100-63
	W	Notre Dame	113-96
1975-76	L	Indiana	68-77
	W	Notre Dame	79-77
1976-77	W	Notre Dame	102-78
	W	Florida St.	97-57
1977-78	W	Notre Dame	73-68
1978-79	W	Notre Dame	81-76
1979-80	W	Notre Dame	86-80
1980-81	L	Notre Dame	61-67
1981-82	W	Notre Dame	34-28
1982-83	W	Kansas	82-62
1983-84	W	Purdue	88-67
1984-85	L	Louisville	64-71
1984-85	W	Kansas	92-89
1985-86	W	VMI	93-55

* SEC Tournament ** Post-Season Games

RECORD VS. LOUISVILLE OPPONENTS

School	UK Won	UK Lost
Alabama	4	0
Auburn	5	0
DePaul	4	0
Florida	5	0
Florida St.	1	0
Georgia	4	0
Georgia Tech	5	0
Great Lakes	0	2
Illinois	1	0
Indiana	2	4
Kansas	3	0
LSU	5	0
Louisville	0	1
Mississippi	2	0
Mississippi St.	3	0
North Carolina	1	1
Notre Dame	23	9
Purdue	1	0
Seattle	1	0
Temple	5	0
Tennessee	5	2
Tulane	7	0
Vanderbilt	1	1
VMI	1	0
Total	**89**	**20**



Forward Richard Madison drives for the basket during Kentucky's game against VMI at Freedom Hall last season.






MADISON
42
44
JAPAN
4


10
7

THE WILDCATS IN JAPAN –1986









THE WILDCATS IN JAPAN—1986

SAMARAI WILDCATS

Konnichi-wa. Ohayo-gozaimus. Sushi. Sukiyaki.

Those strange words became quite familiar to the Kentucky basketball team last summer, as the Wildcat players, staff and 45 fans spent 17 days touring Japan and Hong Kong.

The trip began June 18 with a 22-hour trip from Lexington to Tokyo. Six UK cheerleaders, accompanied by athletics director Cliff Hagan and his wife Martha, preceeded the group by 10 days to make promotional appearances for the games the Wildcats would play.

The tour marked the third time a Wildcat team has travelled to Japan. The Wildcats were guests of the Japan Amateur Basketball Association in 1978 and in 1982 before making the 1986 trip.

Joining the Wildcats in Tokyo for the 1986 Kirin World Basketball games were the national teams from Japan, Czechoslovakia and Finland. First on the agenda was a two-day tournament, played in Tokyo's Yoyogi National Gym, site of the 1964 Olympics.

June 21 - Tokyo - Kentucky 80, Japan 55

The Wildcats won the opening game of the tournament, downing the Japan National Team, 80-55. Three Wildcat players scored in double figures with Ed Davender leading the way with 15. Forward Richard Madison added 13, while forward Winston Bennett tossed in 12. Center Rob Lock led the way in rebounding with 7.

A smothering Wildcat man-to-man defense held the Japanese to just 39 percent shooting from the floor, while the Cats connected on 55 percent from the floor. UK outrebounded Japan by a commanding margin of 34-13.

The victory propelled Kentucky into the championship game against Finland, which had defeated Czechoslovakia in the other first-round game.

June 22 - Tokyo - Kentucky 87, Finland 67

The Wildcats captured the championship of the Kirin World Basketball Tournament, downing the Finnish team, 87-67.

Finland stayed close in the early going, before the Cats staged a run at the end of the first half to take a 10-point lead to the locker room at intermission. The second half belonged to the Wildcats as UK ran away with a 20-point win.

Forward Winston Bennett paced the Wildcat attack with 21 points and 8 rebounds. Guard James Blackmon added 16 points, while center Rob Lock tossed in 10 points and pulled down 8 rebounds. Again, Kentucky's rebounding margin proved to be a major factor, as UK outrebounded the Finnish, 35-16.

After capturing the tournament, Kentucky and the other three teams travelled to several different cities throughout Japan, playing each other at various sites.


日刊スポーツ
昭和61年(1986年)6月25日
水曜日
豪快ケニー本場シュート
ケ大
仙台・秋田大会
◇24日◇仙台市体育館、秋田県立体育館◇観客1万人（仙台）
スーパー・バスケットにみちのくが揺れた。米ケンタッキー大対フィンランド・ナショナルチームが仙台市で、日本対チェコスロバキア戦が秋田市で行われた。仙台では米プロ（NBA）のニューヨーク・ニッカポッカーズにドラフト指名されたケニー・ウォーカー（21）が、豪快なダンク・シュートを次々と決めるなど、みちのくファンをうならせた。
キリンワールド バスケットボール'86
見事な演技で試合に華をそえるケンタッキー大のチアガール

June 24 - Sendai Kentucky 82, Finland 65

In a near-repeat of the two teams' meeting two days earlier in Tokyo, Kentucky almost matched the margin of the previous game. The Wildcats defeated Finland, 82-65 and again Winston Bennett led the way for Kentucky.

Benched from the starting lineup as a disciplinary measure after being late for a team meeting, Winston took out his anger on the Finns, scoring 19 points and grabbing 7 rebounds (both game highs). Forward Kenny Walker added 16 points for the Wildcats while center Rob Lock added 12.

After the game, Coach Eddie Sutton said he was pleased with his troops' performance.

"Overall for 40 minutes, there's no comparison to any other game we've played here," said Sutton. "This was our best game. Defensively we had no breakdowns. And we really played hard."

June 26 - Niigata - Kentucky 79, Japan 73

The Wildcats barely escaped defeat two nights later in Niigata, where the Japan National Team battled UK tooth-and-nail before the Cats eeked out a six-point victory, 79-73.

Kentucky was paced by Kenny Walker 21 points and Winston Bennett's 11 rebounds, as well as the team's 59 percent shooting from the floor.

Perhaps the biggest difference in this game and the previous meeting with Japan was the play of the host team's 7-foot-6 center, Yasutaka Okayama, who scored 14 points and grabbed 8 rebounds.

THE WILDCATS IN JAPAN – 1986



UK led 45-38 at the half, but the Wildcats were ahead by only three points with 30 seconds remaining. Two Walker free throws and a jumper by Ed Davender set the halftime score.

Kentucky seemed on the verge of blowing the game open early in the second half with a 14-4 spurt but Japan slowly cut into that lead, cutting UK's lead to four points within the final minute.

June 28 - Ohtsu
Kentucky 80, Finland 56

Third time was not charmed for Finland as the Wildcats once again dominated, this time winning by 24 points, 80-56.

Center Rob Lock played perhaps one of the best games of his UK career, scoring 13 points and pulling down 9 rebounds. Fellow center Cedric Jenkins also had an excellent game, scoring 11 points and grabbing 9 rebounds. Guard Ed Davender joined the two big men in double figures with 12 points.

Again, Kentucky's dominance of the boards was a major factor, as the Wildcat outrebounded Finland, 35-21.

June 29 - Sapporo - Czechoslovakia 80, Kentucky 74

The next game was a disaster waiting to happen. Following the Saturday evening game in Ohstu, the Wildcats boarded a bullet train for a three-hour journey back to Tokyo, arriving after 11 p.m. The team was back up at 6:30 to go the airport for a 2-and-a-half hour flight to Sapporo.

After a one-hour bus ride to the hotel, the Wildcats donned the uniforms and went straight to the gym for an afternoon game against the Czechs.

If the fatigue didn't spell Kentucky's downfall, the three-point shot certainly did. In getting a glimpse of the future (since college basketball has adopted a three-point shot this season), Kentucky learned a painful lesson — the three-point shot can kill you.

The Czechs connected on 8-of-20 three-pointers in downing the lethargic Wildcats, 80-74. By comparison, did not attempt a three-pointer in this game and in fact attempted only six during the entire tour, making one.

Winston Bennett and Kenny Walker paced the Wildcats' losing effort, scoring 24 and 22 points respectively. Bennett led the way in rebounding with 10.

July 2 - Hong Kong - Kentucky 87, South China 45

After a rousing farewell party in Tokyo the next evening, the Wildcats flew to Hong Kong for a game against the South China team.

The game was a throw-back to basketball of yesteryear as it was played in a crackerbox gym with badmitton games going on all around the court.

There was no electric scoreboard — the score was kept on a blackboard and the time was kept on a stopwatch. A Baptist missionary was drafted as one of the referees.

But the distraction didn't seem to bother the Wildcats, as Kentucky crushed South China, 87-45. Winston Bennett and Ed Davender shared high-scoring honors with 15 points each, while forward Irv Thomas grabbed 12 rebounds.

The game certainly had a strange ending, as a Rob Lock dunk with 4:40 remaining in the contest shattered the backboard. After conferring with the coaches, the game was declared finished.

In winning six of the seven games played in the Orient, Coach Eddie Sutton called the tour, "extremely successful."

"It was a marvelous experience for everybody, both educationally and athletically," said Sutton. "Most of our players will never have a chance to go back to Japan so it was a once-in-a-lifetime experience.

"It really should have been worth a six or eight-hour course, because from a cultural standpoint, nothing can compare," he continued. "The chance to learn first hand about how people live elsewhere, plus promote good will through basketball was invaluable.

"We made a lot of progress from a basketball standpoint on the trip. We had an opportunity to play some of our players who didn't get to see a lot of playing time last season. Plus, it gave us a first-hand look at the three-point shot, which will be a part of college basketball next season. When the Czechs beat us by hitting 8-of-20 three-pointers, it really turned our heads. It's really going to make a big difference in the college game next season.

"Plus a trip like this can really bring a team closer together," he continued. "Travelling together for that long and having to rely on each other because of the language and customs barriers, can really mold a group into a cohesive unit. Plus, the chance to sharpen their basketball skills without all the pressure of the regular-season is an advantage."

The Wildcats returned the Lexington from Hong Kong July 4 after a 24-hour flight. And, in the words of Winston Bennett, "home never looked so good."

JAPAN TOUR 1986

Date	Site	Results	High Scorer	High Rebounder
June 21*	Tokyo	Kentucky 80, Japan 55	Davender - 15	Lock - 7
June 22*	Tokyo	Kentucky 87, Finland 67	Bennett - 21	Bennett/Lock - 8
June 24	Sendai	Kentucky 82, Finland 65	Bennett - 21	Bennett - 7
June 26	Niigata	Kentucky 79, Japan 73	Walker - 21	Bennett - 11
June 28	Ohtsu	Kentucky 80, Finland 56	Lock - 13	Jenkins - 9
June 29	Sapporo	Czechoslovakia 80, Kentucky 74	Bennett - 24	Bennett - 10

* - Kirin World Tournament

Statistics

Name	Points	3-ptFG	2-ptFG	FT-FTA	PF	Reb	T	A	ST	BS	Min
Bennett	91	0-0	41-71	9-14	17	46	13	4	4	2	295
Walker	80	0-0	35-55	10-19	13	14	10	3	2	7	111
Jenkins	55	0-0	22-47	11-14	5	29	9	3	3	5	130
Blackmon	50	0-2	24-41	2- 4	17	9	8	4	8	1	123
Davender	50	1-2	20-41	7- 9	18	15	14	23	15	0	154
Lock	50	0-0	17-41	16-18	9	34	10	1	3	9	115
Madison	35	0-0	14-29	7-14	3	20	6	4	2	2	106
Thomas	27	0-0	12-23	3- 4	10	11	9	1	0	4	68
Andrews	20	0-0	9-19	2- 2	5	7	3	2	3	1	71
Byrd	13	0-1	6-11	1- 3	5	4	3	5	9	0	53
Ziegler	7	0-0	3- 9	1- 2	7	6	3	2	1	0	34
Harden	4	0-0	2- 6	0- 0	9	3	5	4	2	0	50
Totals	482	1-6	205-393	69-103	118	198	93	56	52	31	1200
		17.0	52.0	67.0							

Hong Kong Game

Date	Site	Results	High Scorer	High Rebounder
July 2	Hong Kong	Kentucky 87, South China 45	Bennett/Davender - 15	Thomas - 12

* Note: South China game was called with 4:40 left to plau because a Rob Lock dunk broke the backboard.








NCAA FINALS
1975
SEC CHAMPION
NCAA
CHAMPION
1978

THE TRADITION









The Tradition of Kentucky Basketball

The dull thump-thumping of a basketball on a dirt, backyard court. Sneakers squeaking on a gym floor in the dead of summer. An automobile parked in just the right spot, its radio straining to bring in a distant signal. The deafening roar of 23,000 voices at Rupp Arena screaming their hearts out to somehow help their young, blue and white-clad heroes pull out another victory.

Five extraordinary athletes racing for the easy two points at the end of a trademark fast break.

It's Kentucky basketball. Not just basketball — **Kentucky Basketball basketball.**

Over the years, those two words have become synonomous with each other — and synonomous with excellence.

No other college has won as many basketball games as the University of Kentucky. Likely as not, none ever will. The victory count now stands at 1,408 games and there is no end in sight.

First-year coach Eddie Sutton guided the Wildcats to a 32-4 record and a third-place national ranking in his inaugural season. Included were victories over rivals Indiana and national champion Louisville, as well as the Southeastern Conference title. Prior to last season, Joe B. Hall coached the Wildcats to 297 victories in his 13 years. His predecessor, the legendary Adolph F. Rupp, compiled more victories than any coach in the history of college basketball — 879. Rupp took a good program and put it on a pedestal from which it never has fallen.

Kentucky currently sports the longest string of non-losing seasons in NCAA college basketball. The Wildcats have not had a losing season in 58 years. The last time Kentucky finished on the minus side of the ledger was in 1927, when UK was 3-13.

The Wildcats have captured five National Championships and two





NIT titles. UK has won 36 Southeastern Conference championships, including 12 of the last 16.

Yet, there is something else, though, that comes along with the wins and trophies. It is a spirit that has infected practically all of Kentucky.

Indeed, the term "Kentucky Basketball" refers as much to the state as to the school.

When the Wildcats conduct pre-season scrimmages at high school gyms across the Commonwealth before the season, the fans pack the 4,000-5,000-seat facilities to the rafters for a chance to watch an intrasquad game. Tickets are scalped in the parking lots of those events. Kentucky's home games are played at the 23,000-seat Rupp Arena and tickets are sold-out before the season starts, as they have been for about 30 years.

A game-night at Rupp Arena is an event that brings out goose-pimples in even the cynical. A young coach on Kentucky's schedule brought his team in for its initial practice session and stood silently surveying the grandeur of Rupp Arena. After several moments of silence, he commented with a reverence.

"I have heard about this place but didn't believe it. It's awesome. This has got to be THE place to play basketball. You can FEEL the tradition."

The next night, he and his team became yet another victim of the Wildcats at Rupp Arena, where UK has racked up a near-miraculous 90.9 winning percentage, winning 140 games in 10 seasons while losing only 14. Last year, Kentucky was a perfect 18-0 before the home fans.

Last season, the Wildcats attracted 14,000 fans for a morning practice session at Louisville's Freedom Hall. That night, a sold-out crowd of 19,000 watched Kentucky defeat Virginia Military Institute, hardly a national power.

The Wildcats enjoy the largest radio network in the nation with more than 100 stations carrying the action of UK basketball to millions of fans around the country. The Cats are also a popular television attraction, as only four of UK's 36 games last season were not seen of TV.

So popular is Kentucky basketball throughout the Commonwealth that when cross-state rival Louisville won the NCAA title last year, bumper stickers across Kentucky proclaimed, "Louisville — No. 1 in the Nation, No. 2 in Kentucky."

There's nothing quite like Kentucky basketball. You have to see it to believe it.

THE TRADITION

AMERICA'S "TOP DRAWER" PROGRAM

Quoting NBC commentator and former Marquette coach Al McGuire:

"My genuine opinion of the Kentucky basketball program is that there is only one and it is top drawer, Park Avenue, and that all other basketball programs in the country think they are, but they are not. The closest ones to get to it (Kentucky) are North Carolina, maybe Indiana and UCLA. But at Kentucky, basketball is a type of religion, such a fanatical obsession that they expect to be national champions each year, and they live and die with each ball game. One of the things that is so different about Kentucky is that they have more than 100 stations at the games are broadcast over, while most colleges that have three or four think they are the greatest thing since sliced bread. Kentucky puts SRO — 23,000 people — in Rupp Arena; if they built an arena seating 50,000, there would still be a waiting list.

I'm not looking to throw a party for Kentucky, but that is how I feel. I think it's an honest appraisal because I've seen all the programs, touching them as a coach, a player, and as an NBC broadcast commentator the past four or five years. I have touched all the so-called capitals of basketball, but when it gets down to the short stroke the only true capital of basketball is Lexington. I even think there are times when the horses kinda bend down a little to the roundball."













KENTUCKY COACHES THROUGH THE YEARS

Years at UK	Name	Tenure	Won	Lost	Pct.	Best Season
1903-09	W.W.H. Mustaine and Others	7	21	35	.375	
1910	E.R. Sweetland & R.E. Spahr	1	4	8	.333	
1911	H.J. Iddings	1	5	6	.454	5-6 in 1911
1912	E.R. Sweetland	1	9	0	1.000	9-0 in 1912
1913	J.J. Tigert	1	5	3	.625	5-3 in 1913
1914-15	Alpha Brumage	2	18	7	.720	11-2 in1914
1916	J.J. Tigert (James Park)	1	8	6	.571	8-6 in 1916
1917	J.J. Tigert (W.P. Tuttle)	1	4	6	.400	4-6 in 1917
1918	S.A. Boles	1	9	*2-1	.791	9-2-1 in 1918
1919	Andrew Gill	1	6	8	.428	6-8 in 1919
1920-24	George Buchheit	5	44	27	.619	13-1 in1921
1925	C.O. Applegran	1	13	8	.619	13-8 in 1925
1926	Ray Eklund	1	15	3	.833	15-3 in 1926
1927	Basil Hyden	1	3	13	.187	3-13 in 1927
1929-30	John Mauer	3	40	14	.740	16-3 in1930
1931-72	Adolph Rupp	•42	879	190	.882	25-0 in1954
1973-85	Joe B. Hall	13	297	100	.748	30-2 in 1978
1986-	Eddie Sutton	1	32	4	.889	32-4 in 1986

19 Coaches in 83 seasons
Games: Won 1408, Lost 440, Tied 1, 76.2%

* Unique tie game resulted from scorer's error discovered after game.
• No schedule played in 1953 — Rupp's record for 41 seasons. Five wins in 1966 International Universities Tournament in Israel not included in team totals.
✓ Basketball at UK reportedly started when W.W.H. Mustaine called together Some students, took up a collection totaling $3 for a ball and told them to start playing. There was no official coach from 1903 until 1910. Managers ran the team.


FAST BREAK
PEPSI
PEPSI

THE TRADITION

KENTUCKY IN THE NCAA TOURNAMENT

Kentucky has made 31 appearances in the NCAA tournament — more than any other school. The Wildcats have played in college basketball's showcase for seven straight years. That post-season tournament streak extends to 12 straight years when including the NIT.

Through the years, Kentucky has captured the NCAA title five times. Only UCLA can boast of more titles. Likewise, UCLA is the only school that can boast of more overall NCAA tournament victories (55) than UK (53). Through the years, Kentucky has racked up an impressive 53-28 NCAA tournament record.

YEAR-BY-YEAR IN THE NCAA

1986	Won 3, Lost 1	Eliminated by LSU in Southeast Region Finals
1985	Won 2, Lost 1	Eliminated by St. John's in the West Region Semi-Finals
1984	Won 3, Lost 1	Eliminated by Georgetown in Final Four Semi-finals
1983	Won 2, Lost 1	Eliminated by Louisville in Mideast Regional Finals
1982	Won 0, Lost 1	Eliminated by Middle Tenn. in Mideast First Round
1981	Won 0, Lost 1	Eliminated by UAB in Mideast First Round
1980	Won 1, Lost 1	Eliminated by Duke in Mideast Semi-Finals
1978	Won 5, Lost 0	NATIONAL CHAMPIONS — Defeated Duke for title
1977	Won 2, Lost 1	Eliminated by North Carolina in East Regional Finals
1975	Won 4, Lost 1	RUNNER-UP — Lost to UCLA in Championship Game
1973	Won 1, Lost 1	Eliminated by Indiana in Mideast Regional Final
1972	Won 1, Lost 1	Eliminated by Florida State in Mideast Regional Final
1971	Won 0, Lost 2	Eliminated by Western Kentucky in Mideast First Round
1970	Won 1, Lost 1	Eliminated by Jacksonville in Mideast Final
1969	Won 1, Lost 1	Eliminated by Marquette in Mideast First Game
1968	Won 1, Lost 1	Eliminated by Ohio State in Mideast Regional Final
1966	Won 3, Lost 1	RUNNER-UP — Lost to Texas Western in Championship game
1964	Won 0, Lost 2	Eliminated by Ohio Univ. in Mideast First Game
1962	Won 1, Lost 1	Eliminated by Ohio State in Mideast Final
1961	Won 1, Lost 1	Eliminated by Ohio State in Mideast Final
1959	Won 1, Lost 1	Eliminated by Louisville in Mideast First Round
1958	Won 4, Lost 0	NATIONAL CHAMPIONS — Defeated Seattle for title
1957	Won 1, Lost 1	Eliminated by Michigan State in Midwest Final
1956	Won 1, Lost 1	Eliminated by Iowa in East Regional First Round
1955	Won 1, Lost 1	Eliminated by Marquette in East Regional First Round
1954		Withdrew after winning automatic berth as SEC champion
1952	Won 1, Lost 1	Eliminated by St. John's in East Regional Final
1951	Won 4, Lost 0	NATIONAL CHAMPIONS — Defeated Kansas State for title
1949	Won 3, Lost 0	NATIONAL CHAMPIONS — Defeated Oklahoma A&M for title
1948	Won 3, Lost 0	NATIONAL CHAMPIONS — Defeated Baylor for title
1945	Won 1, Lost 1	Eliminated by Ohio State in first round
1942	Won 1, Lost 1	Eliminated by Dartmouth in second game

TOTALS 31 appearances — Won 53, Lost 28 — Five National Championships; Runner-Up Twice; Nine Final Four appearances; 20 Final Eight appearances.

Years in NCAA Tourney — 1942-45-48-49-51-52-55-56-57-58-59-61-62-64-66-68-69-70-71-72-73-75-77-78-80-81-82-83-84-85-86

NCAA TOURNAMENT WINNINGEST COACHES BY VICTORIES (TITLES)

John Wooden, UCLA (10)....47
Dean Smith, North Carolina (1)....33
Adolph Rupp, Kentucky (4)....30
Denny Crum, Louisville (2)....27
Guy Lewis, Houston....26
Bob Knight, Indiana (2)....21
Joe B. Hall, Kentucky (1)....20
Al McGuire, Marquette (1)....20
John Thompson, Georgetown (1)....18
Eddie Sutton, Creighton, Arkansas, Kentucky....15
Henry Iba, Oklahoma State (2)....15
Lefty Driesell, Davidson, Maryland....15
Gene Bartow, Memphis St., UCLA, UAB....14
Frank McGuire, No. Carolina, So. Carolina (1)....14
Ray Meyer, DePaul....14
Fred Taylor, Ohio State (1)....14
Digger Phelps, Notre Dame....14
Phil Woolpert, San Francisco (2)....13

NCAA CHAMPIONSHIPS

UCLA....10
Kentucky....5
Indiana....4
North Carolina....2
N.C. State....2
Oklahoma State....2
San Francisco....2
Louisville....2

KENTUCKY IN THE NCAA RECORD BOOK

The Wildcats hold numerous records in NCAA play, both as a team and individually. Here are the records held by the Wildcats:

Fewest Points Allowed (Single Game) (Since 1938)
6 — Kentucky (75) vs. Arkansas State, Jan. 8, 1945; and Tennessee (11) vs. Temple, Dec. 15, 1973.

Fewest Field Goals (Single Game) (Since 1938)
2 — Arkansas State vs. Kentucky, Jan. 8, 1945; Duke vs. N.C. State, March 8, 1968.

Most Rebounds (Single Game)
108 — Kentucky vs. Mississippi, Feb. 8, 1964.

Most Field Goal Attempts (Season)
2925 — Kentucky, 1948 (Made 916)

Most Consecutive Home-Court Victories
129 — Kentucky, from Jan. 4, 1943, to Jan. 8, 1955 (Ended by Ga. Tech, 59-58)

Unbeaten Teams (Since 1938 — UK is one of nine schools)
1954 — Kentucky (25)

30-Game Winners (Kentucky has registered more 30-game winning seasons than any other school in NCAA)

36 — Kentucky, 1948
34 — Kentucky, 1947
32 — Kentucky, 1949
Kentucky, 1951
Kentucky, 1986
30 — Kentucky, 1978

THE TRADITION

CHAMPIONSHIP RESULTS (FINAL FOUR)

Year	Champion	Score	Runner-up	Third Place	Fourth Place	Site of Finals	Coaches of Team Champions	Outstanding Player Award
1939	Oregon	46-33	Ohio State	*Oklahoma	*Villanova	Evanston, Ill	Howard Hobson, Oregon	None Selected
1940	Indiana	60-42	Kansas	*Duquesne	*Southern Cal	Kansas City, Mo.	Branch McCracken, Indiana	Marvin Huffman, Indiana
1941	Wisconsin	39-34	Washington St.	*Pittsburgh	*Arkansas	Kansas City, Mo.	Harold Foster, Wisconsin	John Kotz, Wisconsin
1942	Stanford	53-38	Dartmouth	***Kentucky**	*Colorado	Kansas City, Mo.	Everett Dean, Stanford	Howard Dallmar, Stanford
1943	Wyoming	46-34	Georgetown	*Texas	*DePaul	New York City	Everett Shelton, Wyoming	Ken Sailors, Wyoming
1944	Utah	42-40$	Dartmouth	*Iowa State	*Ohio State	New York City	Vadal Peterson, Utah	Arnold Ferrin, Utah
1945	Oklahoma St.	49-45	New York U.	*Arkansas	*Ohio State	New York City	Henry Iba, Oklahoma State	Bob Kurland, Okla. St.
1946	Oklahoma St.	43-40	North Carolina	Ohio State	California	New York City	Henry Iba, Oklahoma State	Bob Kurland, Okla. St.
1947	Holy Cross	58-47	Oklahoma	Texas	CCNY	New York City	Alvin Julian, Holy Cross	George Kaftan, Holy Cross
1948	**Kentucky**	58-42	Baylor	Holy Cross	Kansas State	New York City	**Adolph Rupp, Kentucky**	**Alex Groza, Kentucky**
1949	**Kentucky**	46-36	Oklahoma St.	Illinois	Oregon State	Seattle, Wash.	**Adolph Rupp, Kentucky**	**Alex Groza, Kentucky**
1950	CCNY	71-68	Bradley	N.C.State	Baylor	New York City	Nat Holma CCNY	Irwin Dambrot, CCNY
1951	**Kentucky**	68-58	Kansas State	Illinois	Oklahoma St.	Minn., Minn.	**Adolph Rupp, Kentucky**	None Selected
1952	Kansas	80-63	St. John's	Illinois	Santa Clara	Seattle, Wash.	Forrest Allen, Kansas	Clyde Lovelette, Kansas
1953	Indiana	69-68	Kansas	Washington	LSU	Kansas City, Mo.	Branch McCracken, Indiana	B.H. Born, Kansas
1954	LaSalle	92-76	Bradley	Penn State	Southern Cal	Kansas City, Mo.	Kenneth Loeffler, LaSalle	Tom Gola, LaSalle
1955	San Francisco	77-63	LaSalle	Colorado	Iowa	Kansas City, Mo.	Phil Woolpert, San Francisco	Bill Russell, San Fran.
1956	San Francisco	83-71	Iowa	Temple	Sou. Meth.	Evanston, Ill.	Phil Woolpert, San Francisco	Hal Lear, Temple
1957	N. Carolina	54-53&	Kansas	San Francisco	Mich. State	Kansas City, Mo.	Frank McGuire, N. Carolina	Wilt Chamberlain, Kan.
1958	**Kentucky**	84-72	Seattle	Temple	Kansas State	Louisville, Ky.	**Adolph Rupp, Kentucky**	Elgin Baylor, Seattle
1959	California	71-70	West Virginia	Cincinnati	Louisville	Louisville, Ky.	Pete Newell, California	Jerry West, West Virginia
1960	Ohio State	75-55	California	Cincinnati	New York U.	San Fran., Cal.	Fred Taylor, Ohio State	Jerry Lucas, Ohio State
1961	Cincinnati	70-65$	Ohio State	Vacated	Utah	Kansas City, Mo.	Edwin Jucker, Cincinnati	Jerry Lucas, Ohio State
1962	Cincinnati	71-59	Ohio State	Wake Forest	UCLA	Louisville, Ky.	Edwin Jucker, Cincinnati	Paul Hogue, Cincinnati
1963	Loyola (Ill.)	60-58$	Cincinnati	Duke	Oregon State	Louisville, Ky.	George Ireland, Loyola, (Ill.)	Art Heyman, Duke
1964	UCLA	98-83	Duke	Michigan	Kansas State	Kansas City, Mo.	John Wooden, UCLA	Walt Hazzard, UCLA
1965	UCLA	91-80	Michigan	Princeton	Wichita State	Portland, Ore.	John Wooden, UCLA	Bill Bradley, Princeton
1966	Texas-El-Paso	72-65	**Kentucky**	Duke	Utah	College Park, Md.	Don Haskins, Texas-El-Paso	Jerry Chambers, Utah
1967	UCLA	79-64	Dayton	Houston	N. Carolina	Louisville, Ky.	John Wooden, UCLA	Lew Alcindor, UCLA
1968	UCLA	78-55	North Carolina	Ohio State	Houston	L.A., Calif.	John Wooden, UCLA	Lew Alcindor, UCLA
1969	UCLA	92-72	Purdue	Drake	N. Carolina	Louisville, Ky.	John Wooden, UCLA	Lew Alcindor, UCLA
1970	UCLA	80-69	Jacksonville	N. Mexico St.	St.Bonaventure	College Park, Md.	John Wooden, UCLA	Sidney Wicks, UCLA
1971	UCLA	68-62	Vacated**	Vacated**	Kansas	Houston, Texas	John Wooden, UCLA	Vacated[9]
1972	UCLA	81-76	Florida State	N. Carolina	Louisville	Los Angeles, Cal.	John Wooden, UCLA	Bill Walton, UCLA
1973	UCLA	87-66	Memphis State	Indiana	Providence	St. Louis, Mo.	John Wooden, UCLA	Bill Walton, UCLA
1974	N.C. State	76-64	Marquette	UCLA	Kansas	Greensboro, N.C.	Norman Sloan, N.C. State	David Thompson, N.C. State
1975	UCLA	92-85	**Kentucky**	Louisville	Syracuse	San Diego, Calif.	John Wooden, UCLA	Richard Washington, UCLA
1976	Indiana	86-68	Michigan	UCLA	Rutgers	Philadelphia, Pa.	Bob Knight, Indiana	Kent Benson, Indiana
1977	Marquette	67-59	North Carolina	Nev.-L. Vegas	N.C. Charlotte	Atlanta, Ga.	Al McGuire, Marquette	Butch Lee, Marquette
1978	**Kentucky**	94-88	Duke	Arkansas	Notre Dame	St. Louis, Mo.	**Joe Hall, Kentucky**	**Jack Givens, Kentucky**
1979	Mich. State	75-64	Indiana State	DePaul	Penn	Salt LakeCity, UT.	Jud Heathcote, Michigan St.	Earvin Johnson, Mich. St.
1980	Louisville	59-54	Vacated**	Purdue	Iowa	Indianapolis, Ind.	Denny Crum, Louisville	Darrell Griffith, Louisville
1981	Indiana	63-50	North Carolina	Virginia	LSU	Philadelphia, Pa.	Bob Knight, Indiana	Isiah Thomas, Indiana
1982	N. Carolina	63-62	Georgetown	*Houston	*Lousiville	New Orleans, La.	Dean Smith, North Carolina	James Worthy, N. Carolina
1983	N.C. State	54-52	Houston	Georgia	Louisville	Albuquerque, NM	Jim Valvano, NC State	Akeem Olajuwon, Houston
1984	Georgetown	84-75	Houston	***Kentucky**	*Virginia	Seattle, WA	John Thompson, G'town	Patrick Ewing, G'town
1985	Villanova	66-64	Georgetown	*St. John's	*Memphis St.	Lexington, Ky.	Rollie Massimino, Villanova	Ed Pickney, Villanova
1986	Louisville	72-69	Duke	*LSU	*Kansas	Dallas, Tx.	Denny Crum, Louisville	Pervis Ellison, Louisville

*Tied for third place. $Overtime. &Three Overtimes.

** Student-athletes representing Villanova (1971). Western Kentucky (1971) and UCLA (1980) were declared ineligible subsequent to the tournament. Under NCAA rules, the teams' and ineligible student-athletes' records were deleted; and the teams' places in the standings were vacated. [9] Howard Porter, Villanova.

TOP 25 IN ALL-TIME WINS

School	Wins
1. Kentucky	**1408**
2. North Carolina	1372
3. St. John's	1339
4. Kansas	1331
5. Oregon State	1290
6. Pennsylvania	1267
7. Notre Dame	1243
8. Duke	1236
9. Temple	1230
10. Washington	1226
11. Syracuse	1179
12. Western Kentucky	1152
13. Indiana	1148
14. Princeton	1146
15. Bradley	1143
16. UCLA	1142
17. North Carolina State	1130
18. Washington State	1129
19. West Virginia	1125
20. Purdue	1113
21. Utah	1102
22. Illinois	1094
23. Southern Cal	1092
24. Montana State	1086
25. Louisville	1081

TOP 25 IN WINNING PERCENTAGE

School	Win-Lost	Percentage
1. Kentucky	**1408-440**	**.7622**
2. North Carolina	1372-507	.7302
3. St. John's	1339-560	.7051
4. Weber St.	469-203	.6979
5. UCLA	1142-511	.6909
6. Western Kentucky	1152-520	.6890
7. Kansas	1331-630	.6787
8. Notre Dame	1243-605	.6726
9. DePaul	987-486	.6701
10. Syracuse	1179-588	.6672
11. Duke	1236-653	.6543
12. Duquesne	1006-535	.6528
13. Louisville	1081-576	.6524
14. Villanova	1047-559	.6519
15. Memphis State	906-487	.6504
16. North Carolina State	1130-608	.6502
17. Houston	725-394	.6479
18. Pennsylvania	1267-697	.6451
19. LaSalle	890-493	.6435
20. Navy	956-530	.6433
21. St. Bonaventure	914-508	.6428
22. Utah	1102-620	.6400
23. Temple	1230-696	.6386
24. Illinois	1094-621	.6379
25. San Francisco	891-512	.6351

THE TRADITION

1987 NCAA TOURNAMENT DATES AND SITES

FIRST AND SECOND ROUNDS

	MARCH 12 and 14	MARCH 13 and 15
East	Charlotte Coliseum Charlotte, North Carolina	Carrier Dome Syracuse, New York
Southeast	Birmingham-Jefferson Civic Center Birmingham, Alabama	The Omni Atlanta, Georgia
Midwest	Hoosier Dome Indianapolis, Indiana	Rosemont Horizon Rosemont, Illinois
West	Special Events Center Salt Lake City, Utah	McKale Center Tucson, Arizona

REGIONALS
MARCH 19 and 21

East	Meadowlands Arena East Rutherford, New Jersey	**Southeast**	Freedom Hall Louisville, Kentucky

MARCH 20 AND 22

Midwest	Riverfront Coliseum Cincinnati, Ohio	**West**	The Kingdome Seattle, Washington

FINALS

1987	Louisiana Superdome New Orleans (March 28 & 30)	**1989**	The Kingdome Seattle, Washington (April 1 & 3)
1988	Kemper Arena Kansas City, Missouri (April 2 & 4)	**1990**	McNichols Sports Arena Denver, Colorado (March 31 & April 2)



Wildcats On Video!!

Wildcat Football. . .The First 100 Years is sixty minutes of the best of a century of Kentucky Wildcat grid iron play from 1881 - 1982. A collection of modern video highlights, network tape, rare photos and never-before-shown footage captures for the first time ever record-setting plays, post-season bowls and big upsets on a single video cassette.

Wildcat Football. . .The First 100 Years
Kentucky residents send $55.95 for each cassette (includes state sales tax, postage and handling).
Out-of-state residents send $52.95 for each cassette (includes postage and handling).

Wildcat Basketball. . .A Tradition in Blue: action-packed Kentucky baskebtall with highlights from championship seasons including NIT and NCAA victories. . .Big Blue excitement and nostalgia from Alumni Gym, Memorial Coliseum and Rupp Arena. . .All-Americans and roundball legends reliving the glory of the Wildcats' winning ways. . .coaches' memories of famous teams from the Fabulous Five to the Twin Towers!

Wildcat Basketball. . .A Tradition in Blue
Kentucky residents send $62.95 for each cassetts (includes state sales tax, postage and handling).
Out-of-state residents send $52.95 for each cassette (includes postage and handling).

Mail to:
Sports Video Highlights, Inc.
P.O. Box 2168
Lexington, KY 40595

Proceeds are shared with the University of Kentucky Athletic Association to benefit future student athletes.
These video cassettes are offered on a for sale basis only and are protected by federal copyright laws. Any reproduction, duplication or commercial use of these cassettes is prohibited by federal law.
© Sports Video Highlights, Inc.
1985 All rights reserved.

Please send me _____ VHS _____ Betamax cassettes of **Wildcat Football. . .The First 100 Years**

Please send me _____ VHS _____ Betamax cassettes of **Wildcat Basketball. . .The First 100 Years**

Make checks payable to Sports Video Highlights or charge to ☐ MasterCard ☐ VISA

Account # _____ Expires _____

NAME _____

STREET _____

CITY _____

STATE _____ ZIP _____

NATIONAL CHAMPS

1947-48 NATIONAL CHAMPS



Front Row: Coach Rupp, Johnny Stough, Ralph Beard, Kenneth Rollins, Cliff Barker, Jr., Dale Barnstable, Asst. Coach Harry Lancaster. **Second Row:** Manager Humzey Yessin, Garland Townes, Jim Jordan, Joe Holland, Alex Groza, Wallace Jones, Jim Line, Roger Day, trainer Wilbert Bud Berger.

No Mirrors Involved

No Magic!

You Can Make

$30,000

Appear for College

Call

The Kentucky

National Guard

1-800-372-7601



NATIONAL CHAMPS

1948-49 NATIONAL CHAMPS



Front Row: Coach Rupp, Jim Line, Cliff Barker, John Stough, Ralph Beard, Joe Hall, Garland Townes and assistant coach Harry Lancaster. **Back Row:** Dale Barnstable, Walt Hirsch, Wallace Jones, Captain Alex Groza, Bob Henne, Roger Day and manager Humzey Yessin.

1950-51 NATIONAL CHAMPS



Standing: Ramsey, Linville, Spivey, Layne, Tsioropoulos, Morgan. **Seated:** Coach Rupp, Hagan, Newton, Hirsch, Lansaw, Price, and Asst. Coach Lancaster. **Below:** Castle, Whitaker, Watson, Strong and Riddle.

NATIONAL CHAMPS

1957-58 NATIONAL CHAMPS



Front Row: Coach Rupp, Adrian Smith, John Crigler, Ed Beck, Don Mills, Johnny Cox, Vernon Hatton, Asst. Coach Harry Lancaster. **Second Row:** Student Manager Jay Atkerson, Earl Adkins, Dick Howe, Phil Johnson, Bill Cassady, Lincoln Collingsworth, Harold Ross.

1977-78 NATIONAL CHAMPS



Front Row: Coach Joe Hall, Jay Shidler, Dwane Casey, Kyle Macy, Jack Givens, Tim Stephens, Chris Gettelfinger, Truman Claytor, and Asst. Coach Dick Parsons. **Second Row:** Asst. Trainer Walt McCombs, Manager Don Sullivan, LaVon Williams, Scott Courts, Mike Phillips, Rick Robey, Chuck Aleksinas, Fred Cowan, James Lee, Asst. Coach Leonard Hamilton, and Asst. Coach Joe Dean, Jr.

THE TRADITION

WHO WERE? . . . . .

"THE FABULOUS FIVE"



Picture: Rupp with the "Fabulous Five" — Wallace "Wah" Jones (27), Alex Groza (15), Cliff Barker (23), Ken Rollins (26) and Ralph Beard (12).

One of the most frequently-asked questions tossed at basketball historians and sports authorities is, "Who were the 'Fabulous Five' of Kentucky?" The answer is Alex Groza (center), Ralph Beard and Kenny Rollins (guards), "Wah Wah" Jones and Cliff Barker (forwards). This famous 1947-48 team, captained by Rollins, won 36 and lost 3 while sweeping to Kentucky's first NCAA title. The Fabulous Five then went on to participate as a unit in the Olympic Games — helping the USA team capture the world championship. Rollins graduated after the 1948 season, but the remaining foursome continued to play havoc with collegiate basketball and copped another NCAA title for Kentucky in 1949 with a record of 32-2.

THE FIDDLIN' FIVE

Before the 1957-58 season began, Coach Adolph Rupp commented about the upcoming season, "They might be pretty good barnyard fiddlers, but we have a Carnegie Hall schedule, and it will take violinists to play that competition."

When the Wildcats became notorious for, as Rupp put it, "fiddlin' around and fiddlin' around then finally pulling it out at the end," the team was tagged with the nickname "The Fiddlin' Five."

The "Fiddlin' Five," became Rupp's fourth national championship team when it defeated Elgin Baylor and Seattle in the title game at Louisville's Freedom Hall, 84-72. After the game, Rupp said, "Those boys certainly are not concert violinists, but they sure can fiddle."

RUPP'S RUNTS

The 1965-66 UK team earned this nickname because the biggest man among the Wildcat starting five was guard Tommy Kron, at 6-5. Center Thad Jaracz, who worked his way into the starting lineup, was also 6-5, while forwards Larry Conley and Pat Riley were 6-3 and guard Louie Dampier was 6-0.

The team became one of Rupp's favorites during his long tenure at Kentucky. Before the season started, Rupp commented, "I honestly believe that man-for-man we just might have in the making a better team than we had in 1958, when we won the national championship."

The Runts did indeed turn out to be one of the outstandding teams in UK's glorious history, compiling a sparkling 32-2 record, but coming just one game shy of the NCAA title when beaten by Texas Western (now UTEP) in the finals, 72-65.



Former University of Kentucky All-American Cliff Hagan (6) looks on as St. John's Al McGuire (18) and Frank Mulzoff (17) combine efforts in an attempt to wrest ball held firmly by Kentucky's Lou Tsioropoulous (16) in 1951 NCAA Eastern Regional Semi-final at Madison Square Garden. Kentucky won the game, 59-43. Of course, McGuire went on to coach at Marquette and is now an NBC-TV basketball color analyst, while Hagan now serves as the athletics director at UK.

ALL-TIME WIRE SERVICE RANKINGS

(Regular Season Only)

(Player of Year Indicated*)

AP

1949
1. Kentucky
2. Oklahoma State
3. St. Louis
4. Illinois
5. Western Kentucky
6. Minnesota
7. Bradley
8. USF
9. Tulane
10. Bowling Green

All-America
Tony Lavelli (Yale)
Vince Boryla (Denver)
Alex Groza (Kentucky)
Ed Macauley (St. Louis)
Ralph Beard (Kentucky)

1950
1. Bradley
2. Ohio State
3. Kentucky
4. Holy Cross
5. North Carolina State
6. Duquesne
7. UCLA
8. Western Kentucky
9. St. John's
10. LaSalle

All-America
Bob Cousy (Holy Cross)
Dick Schnittker (Ohio State)
Paul Arizin (Villanova)
Kevin O'Shea (Notre Dame)

1951
1. Kentucky
2. Oklahoma State
3. Columbia
4. Kansas State
5. Illinois
6. Bradley
7. Indiana
8. North Carolina State
9. St. John's
10. St. Louis

All-America
Bill Mlkvy (Temple)
Sam Ranzino (North Carolina State)
Bill Spivey (Kentucky)
Gene Melchiorre (Bradley)
Clyde Lovellete (Kansas)

1952
1. Kentucky
2. Illinois
3. Kansas State
4. Duquesne
5. St. Louis
6. Washington
7. Iowa
8. Kansas
9. West Virginia
10. St. John's

All-America
Chuck Darling (Iowa)
Mark Workman (West Virginia)
Clyde Lovellete (Kansas)
Dick Groat (Duke)
Cliff Hagan (Kentucky)

1953
1. Indiana
2. Seton Hall
3. Kansas
4. Washington
5. LSU
6. LaSalle
7. St. John's
8. Oklahoma State
9. Duquesne
10. Notre Dame

All-America
Walter Dukes (Seton Hall)
John O'Brien (Seattle)
Bob Houbregs (Washington)
Tom Gola (LaSalle)
Ernie Beck (Penn)

1954
1. Kentucky
2. LaSalle
3. Holy Cross
4. Indiana
5. Duquesne
6. Notre Dame
7. Bradley
8. Western Kentucky
9. Penn State
10. Oklahoma State

All-America
Frank Selvy (Furman)
John Schlundt (Indiana)
Tom Gola (LaSalle)
Cliff Hagan (Kentucky)
Bob Pettit (LSU)

1955
1. USF
2. Kentucky
3. LaSalle
4. North Carolina State
5. Iowa
6. Duquesne
7. Utah
8. Marquette
9. Dayton
10. Oregon State

All-America
Tom Gola (LaSalle)
Robin Freeman (Ohio State)
Bill Russell (USF)
Dick Ricketts (Duquesne)
Darrell Floyd (Furman)

1956
1. USF
2. North Carolina State
3. Dayton
4. Iowa
5. Alabama
6. Louisville
7. SMU
8. UCLA
9. Kentucky
10. Illinois

All-America
Bill Russell (USF)
Robin Freeman (Ohio State)
Si Green (Duquesne)
Darrell Floyd (Furman)
Tom Heinsohn (Holy Cross)

1957
1. North Carolina
2. Kansas
3. Kentucky
4. SMU
5. Seattle
6. Louisville
7. West Virginia
8. Vanderbilt
9. Oklahoma City
10. St. Louis

All-America
Wilt Chamberlain (Kansas)
Lenny Rosenbluth (North Carolina)
Rod Hundley (West Virginia)
Gary Thompson (Iowa State)
Chet Forte (Columbia)

1958
1. West Virginia
2. Cincinnati
3. Kansas State
4. USF
5. Temple
6. Maryland
7. Kansas
8. Notre Dame
9. Kentucky
10. Duke

All-America
Wilt Chamberlain (Kansas)
Oscar Robertson (Cincinnati)
Elgin Baylor (Seattle)
Guy Rodgers (Temple)
Don Hennon (Pitt)

1959
1. Kansas State
2. Kentucky
3. Mississippi State
4. Bradley
5. Cincinnati
6. North Carolina State
7. Michigan State
8. Auburn
9. North Carolina
10. West Virginia

All-America
Oscar Robtson (Cincinnati)
Jerry West (West Virginia)
Bob Boozer (Kansas State)
Bailey Howell (Mississippi State)
Johnny Cox (Kentucky)

1960
1. Cincinnati
2. Cal
3. Ohio State
4. Bradley
5. West Virginia
6. Utah
7. Indiana
8. Utah State
9. St. Bonaventure
10. Miami-Florida

All-America
Jerry West (West Virginia)
Oscar Robertson (Cincinnati)
Jerry Lucas (Ohio State)
Darryl Imhoff (Cal)
Tony Jackson (St. John's)

1961
1. Ohio State
2. Cincinnati
3. St. Bonaventure
4. Kansas State
5. North Carolina
6. Bradley
7. Southern Cal
8. Iowa
9. West Virginia
10. Duke

All-America
Jerry Lucas (Ohio State)*
Tom Stith (St. Bonaventure)
Terry Dischinger (Purdue)
Roger Kaiser (Georgia Tech)
Chet Walker (Bradley)

1962
1. Ohio State
2. Cincinnati
3. Kentucky
4. Mississippi State
5. Bradley
6. Kansas State
7. Utah
8. Bowling Green
9. Colorado
10. Duke

All-America
Jerry Lucas (Ohio State)*
Terry Dischinger (Purdue)
Bill McGill (Utah)
Chet Walker (Bradley)
Len Chappell (Wake Forest)

1963
1. Cincinnati
2. Duke
3. Loyola-Chicago
4. Arizona State
5. Wichita State
6. Mississippi State
7. Ohio State
8. Illinois
9. NYU
10. Colorado

All-America
Art Heyman (Duke)*
Ron Bonham (Cincinnati)
Jerry Harkness (Loyola-Chicago)
Gary Bradds (Ohio State)
Barry Kramer (NYU)

1964
1. UCLA
2. Michigan
3. Duke
4. Kentucky
5. Wichita State
6. Oregon State
7. Villanova
8. Loyola-Chicago
9. DePaul
10. Davidson

All-America
Gary Bradds (Ohio State)*
Cotton Nash (Kentucky)
Walt Hazzard (UCLA)
Bill Bradley (Princeton)
Dave Stallworth (Wichita State)

1965
1. Michigan
2. UCLA
3. St. Joseph's
4. Providence
5. Vanderbilt
6. Davidson
7. Minnesota
8. Villanova
9. BYU
10. Duke

All-America
Bill Bradley (Princeton)*
Cazzie Russell (Michigan)
Rick Barry(Miami-Florida)
Gail Goodrich (UCLA)
Fred Hetzel (Davidson)
Wayne Estes (Utah St.-posthumously)

1966
1. Kentucky
2. Duke
3. Texas-El-Paso
4. Kansas
5. St. Joseph's
6. Loyola-Chicago
7. Cincinnati
8. Vanderbilt
9. Michigan
10. Western Kentucky

All-America
Cazzie Russell (Michigan)*
Clyde Lee (Vanderbilt)
Dave Schellhase (Purdue)
Louie Dampier (Kentucky)
Dave Bing (Syracuse)

1967
1. UCLA
2. Louisville
3. Kansas
4. North Carolina
5. Princeton
6. Western Kentucky
7. Houston
8. Tennessee
9. Boston College
10. Texas-El-Paso

All-America
Lew Alcindor (UCLA)*
Jimmy Walker (Providence)
Wes Unseld (Louisville)
Elvin Hayes (Houston)
Clem Haskins (Western Kentucky)
Coach of the Year: John Wooden (UCLA)

1968
1. Houston
2. UCLA
3. St. Bonaventure
4. North Carolina
5. Kentucky
6. New Mexico
7. Columbia
8. Davidson
9. Louisville
10. Duke

All-America
Elvin Hayes (Houston)*
Wes Unseld (Louisville)
Lew Alcindor (UCLA)
Pete Maravich (LSU)
Calvin Murphy (Niagara)
Coach of the Year: Guy V. Lewis (Houston)

1969
1. UCLA
2. LaSalle
3. Santa Clara
4. North Carolina
5. Davidson

ALL-TIME WIRE SERVICE RANKINGS

6. Purdue
7. Kentucky
8. St. John's
9. Duquesne
10. Villanova

All-America
Lew Alcindor (UCLA)*
Pete Maravich (LSU)
Spencer Haywood (Detroit)
Rick Mount (Purdue)
Calvin Murphy (Niagara)

Coach of the Year: John Wooden (UCLA)

1970
1. Kentucky
2. UCLA
3. St. Bonaventure
4. Jacksonville
5. New Mexico State
6. South Carolina
7. Iowa
8. Marquette
9. Notre Dame
10. North Carolina State

All-America
Pete Maravich (LSU)*
Dan Issel (Kentucky)
Bob Lanier (St. Bonaventure)
Rick Mount (Purdue)
Calvin Murphy (Niagara)

Coach of the Year: John Wooden (UCLA)

1971
1. UCLA
2. Marquette
3. Penn
4. Kansas
5. Southern Cal
6. South Carolina
7. Western Kentucky
8. Kentucky
9. Fordham
10. Ohio State

All-America
Austin Carr (Notre Dame)*
Sidney Wicks (UCLA)
Artis Gilmore (Jacksonville)
Jim McDaniels (Western Kentucky)
Dean Meminger (Marquette)

Coach of the Year: Al McGuire (Marquette)

1972
1. UCLA
2. North Carolina
3. Penn
4. Louisville
5. Long Beach State
6. South Carolina
7. Marquette
8. SW Louisiana
9. BYU
10. Florida State

All-America
Bill Walton (UCLA)*
Dwight Lamar (SW Louisiana)
Ed Ratleff (Long Beach State)
Jim Chones (Marquette)
Tom Riker (South Carolina)

Coach of the Year: John Wooden (UCLA)

1973
1. UCLA
2. North Carolina State
3. Long Beach State
4. Providence
5. Marquette
6. Indiana
7. SW Louisiana
8. Maryland
9. Kansas State
10. Minnesota

All-America
Bill Walton (UCLA)*
Ed Ratleff (Long Beach State)
David Thompson (N. Carolina State)
Ernie DiGregorio (Providence)
Kermit Washington (American)

Coach of the Year: John Wooden (UCLA)

1974
1. North Carolina State
2. UCLA
3. Marquette
4. Maryland
5. Notre Dame
6. Michigan
7. Kansas
8. Providence
9. Indiana
10. Long Beach State

All-America
Bill Walton (UCLA)
Keith Wilkes (UCLA)
David Thompson (N. Carolina State)
Marvin Barnes (Providence)
John Shumate (Notre Dame)

Coach of the Year: Norm Sloan (North Carolina State)

1975
1. UCLA
2. Kentucky
3. Indiana
4. Louisville
5. Maryland
6. Syracuse
7. North Carolina State
8. Arizona State
9. North Carolina
10. Alabama

All- America
David Thompson (N. Carolina State)*
Adrian Dantley (Notre Dame)
David Meyers (UCLA)
Luther Burden (Utah)
Scott May (Indiana)

Coach of the Year: Bobby Knight (Indiana)

1976
1. Indiana
2. Marquette
3. Nevada-Las Vegas
4. Rutgers
5. UCLA
6. Alabama
7. Notre Dame
8. North Carolina
9. Michigan
10. Western Michigan

All-America
Adrian Dantley (Notre Dame)
Scott May (Indiana)*
Kent Benson (Indiana)
John Lucas (Maryland)
Phil Sellers (Rutgers)

Coach of the Year: Bobby Knight (Indiana)

1977
1. Michigan
2. UCLA
3. Kentucky
4. Nevada-Las Vegas
5. North Carolina
6. Syracuse
7. Marquette
8. USF
9. Wake Forest
10. Notre Dame

All-America
Marques Johnson (UCLA)*
Rickey Green (Michigan)
Phil Ford (North Carolina)
Kent Benson (Indiana)
Bernard King (Tennessee)

Coach of the Year: Bob Gaillard (USF)

1978
1. Kentucky
2. UCLA
3. DePaul
4. Michigan State
5. Arkansas
6. Notre Dame
7. Duke
8. Marquette
9. Louisville
10. Kansas

All-Amercia
Phil Ford (North Carolina)
Butch Lee (Marquette)*
Mychal Thompson (Minnesota)
Larry Bird (Indiana State)
David Greenwood (UCLA)

Coach of the Year: Eddie Sutton (Arkansas)

1979
1. Indiana State
2. UCLA
3. Michigan State
4. Notre Dame
5. Arkansas
6. DePaul
7. LSU
8. Syracuse
9. North Carolina
10. Marquette

All-America
Larry Bird (Indiana State)*
Bill Cartwright (USF)
David Greenwood (UCLA)
Sidney Moncrief (Arkans)
Earvin "Magic" Johnson (Michigan St.)

Coach of the Year: Bill Hodges (Indiana State)

1980
1. DePaul
2. LSU
3. Kentucky
4. Louisville
5. Oregon State
6. Syracuse
7. Indiana
8. Maryland
9. Ohio State
10. Georgetown

All-America
Mark Aguirre (DePaul)*
Darrell Griffith (Louisville)
Kyle Macy (Kentucky)
Joe Barry Carroll (Purdue)
Michael Brooks (LaSalle)

Coach of the Year: Ray Meyer (DePaul)

1981
1. DePaul
2. Oregon State
3. Virginia
4. LSU
5. Arizona State
6. North Carolina
7. Indiana
8. Kentucky
9. Notre Dame
10. Utah

All-America
Isiah Thomas (Indiana)
Danny Ainge (BYU)
Ralph Sampson (Virginia)*
Mark Aguirre (DePaul)
Kelly Tripucka (Notre Dame)

Coach of the Year: Ralph Miller (Oregon State)

1982
1. North Carolina
2. DePaul
3. Virginia
4. Oregon State
5. Missouri
6. Minnesota
7. Georgetown
8. Idaho
9. Memphis State
10. Fresno State

All-America
Eric Floyd (Georgetown)
Quintin Dailey (USF)
Ralph Sampson (Virginia)*
Terry Cummings (DePaul)
James Worthy (North Carolina)

Coach of the Year: Norm Stewart (Missouri)

1983
1. Houston
2. Louisville
3. St. John's
4. Virginia
5. Indiana
6. Nevada-Las Vegas
7. UCLA
8. North Carolina
9. Arkansas
10. Missouri

All-America
Ralph Sampson (Virginia)*
Dale Ellis (Tennessee)
Patrick Ewing (Georgetown)
Michael Jordan (North Carolina)
Wayman Tisdale (Oklahoma)

Coach of the Year: Guy V. Lewis (Houston)

1984
1. North Carolina
2. Georgetown
3. Kentucky
4. DePaul
5. Houston
6. Illinois
7. Oklahoma
8. Arkansas
9. UTEP
10. Purdue

All-America
Waymon Tisdale (Oklahoma)
Sam Perkins (North Carolina)
Michael Jordan (North Carolina)*
Akeem Olajuwon (Houston)
Patrick Ewing (Georgetown)

1985
1. Georgetown
2. Michigan
3. St. John's
4. Oklahoma
5. Memphis State
6. Georgia Tech
7. North Carolina
8. Louisiana Tech
9. Nevada-Las Vegas
10. Duke

All-America
Chris Mullin (St. John's)
Patrick Ewing (Georgetown)*
Xavier McDaniel (Wichita State)
Keith Lee (Memphis State)
Waymon Tisdale (Oklahoma)

1986
1. Duke
2. Kansas
3. Kentucky
4. St. John's
5. Michigan
6. Georgia Tech
7. Louisville
8. North Carolina
9. Syracuse
10. Notre Dame

All-America
Len Bias (Maryland)
Kenny Walker (Kentucky)
Walter Berry (St. John's)*
Steve Alford (Indiana)
Johnny Dawkins (Duke)

Coach of the Year: Eddie Sutton (Kentucky)

AP Top 10 Finishes

Kentucky	**24**
UCLA	18
North Carolina	16
Notre Dame	12
Indiana	11
Marquette	10
Kansas	10
Duke	10
Louisville	10
North Carolina St.	9
Michigan	8
St. John's	8
Bradley	7
DePaul	7
Cincinnati	6
Duquesne	6
Kansas State	6
Ohio State	6
San Francisco	6

AP Number One Finishes

Kentucky	**7**
UCLA	7
North Carolina	3
Indiana	2
Michigan	2
Houston	2
DePaul	2
Cincinnati	2
Ohio State	2

ALL-TIME WIRE SERVICE RANKINGS

(Regular Season Only)

(Player of Year Indicated*)

UPI

1951
1. Kentucky
2. Oklahoma State
3. Kansas State
4. Illinois
5. Columbia
6. Bradley
7. North Carolina State
8. Indiana
9. St. John's
10. BYU
All-America
Bill Mlkvy (Temple)
Sam Ranzino (N. Carolina State)
Bill Spivey (Kentucky)
Gene Melchiorre (Bradley)
Clyde Lovellete (Kansas)

1952
1. Kentucky
2. Illinois
3. Kansas
4. Duquesne
5. Washington
6. Kansas State
7. St. Louis
8. Iowa
9. St. John's
10. Wyoming
All-America
Chuck Darling (Iowa)
Mark Workman (West Virginia)
Clyde Lovellete (Kansas)
Dick Groat (Duke)
Cliff Hagan (Kentucky)

1953
1. Indiana
2. Washington
3. LaSalle
4. Seton Hall
5. Kansas
6. LSU
7. Oklahoma State
8. North Carolina State
9. Kansas State
10. Illinois
All-America
Walter Dukes (Seton Hall)
John O'Brien (Seattle)
Bob Houbregs (Washington)
Tom Gola (LaSalle)
Ernie Beck (Penn)

1954
1. Indiana
2. Kentucky
3. Duquesne
4. Oklahoma State
5. Notre Dame
6. Western Kentucky
7. Kansas
8. LSU
9. Holy Cross
10. Iowa
All-America
Frank Selvy (Furman)
John Schlundt (Indiana)
Tom Gola (LaSalle)
Cliff Hagan (Kentucky)
Bob Pettit (LSU)

1955
1. USF
2. Kentucky
3. LaSalle
4. Utah
5. Iowa
6. North Carolina State
7. Duquesne
8. Oregon State
9. Marquette
10. Dayton
All-America
Tom Gola (LaSalle)*
Bill Russell (USF)
Dick Garmaker (Minnesota)
Si Green (Duquesne)
Dick Ricketts (Duquesne)
Coach of the Year: Phil Woolpert (USF)

1956
1. USF
2. North Carolina State
3. Dayton
4. Iowa
5. Alabama
6. SMU
7. Louisville
8. Illinois
9. UCLA
10. Vanderbilt
All-America
Bill Russell (USF)*
Si Green (Duquesne)
Robin Freeman (Ohio State)
Darrell Floyd (Furman)
K.C. Jones (USF)
Coach of the Year: Phil Woolpert (USF)

1957
1. North Carolina
2. Kansas
3. Kentucky
4. SMU
5. Seattle
6. Cal
7. Michigan State
8. Louisville
9. UCLA
10. St. Louis
All-America
Wilt Chamberlain (Kansas)
Chet Forte (Columbia)*
Lenny Rosenbluth (North Carolina)
Grady Wallace (South Carolina)
Rod Hundley (West Virginia)
Coach of the Year: Frank McGuire (North Carolina)

1958
1. West Virginia
2. Cincinnati
3. USF
4. Kansas State
5. Temple
6. Maryland
7. Notre Dame
8. Kansas
9. Dayton
10. Indiana
All-America
Wilt Chamberlain (Kansas)
Oscar Robertson (Cincinnati)*
Elgin Baylor (Seattle)
Guy Rodgers (Temple)
Don Hennon (Pitt)
Coach of the Year: Tex Winter (Kansas State)

1959
1. Kansas State
2. Kentucky
3. Michigan State
4. Cincinnati
5. North Carolina State
6. (tie) North Carolina
Mississippi State
8. Bradley
9. Cal
10. Auburn
All-America
Oscar Robertson (Cincinnati)*
Bailey Howell (Mississip
pi State)
Bob Boozer (Kansas State)
Jerry West (West Virginia)
Don Hennon (Pitt)
Coach of the Year: Adolph Rupp (Kentucky)

1960
1. Cal
2. Cincinnati
3. Ohio State
4. Bradley
5. Utah
6. West Virginia
7. Utah State
8. Georgia Tech
9. Villanova
10. Indiana
All-America
Jerry West (West Virginia)
Oscar Robertson (Cincinnati)*
Jerry Lucas (Ohio State)
Darryl Imhoff (Cal)
Tom Stith (St. Bonaventure)
Coach of the Year: Pete Newell (Cal)

1961
1. Ohio State
2. Cincinnati
3. St. Bonaventure
4. Kansas State
5. Southern Cal
6. North Carolina
7. Bradley
8. St. John's
9. Duke
10. Wake Forest
All-America
Jerry Lucas (Ohio State)*
Tom Stith (St. Bonaventure)
Terry Dischinger (Purdue)
Roger Kaiser (Georgia Tech)
Chet Walker (Bradley)
Coach of the Year: Fred Taylor (Ohio State)

1962
1. Ohio State
2. Cincinnati
3. Kentucky
4. Mississippi State
5. Kansas State
6. Bradley
7. Wake Forest
8. Colorado
9. Bowling Green
10. Utah
All-America
Jerry Lucas (Ohio State)*
Terry Dischinger (Purdue)
Bill McGill (Utah)
Chet Walker (Bradley)
John Havlicek (Ohio State)
Coach of the Year: Fred Taylor (Ohio State)

1963
1. Cincinnati
2. Duke
3. Arizona State
4. Loyola-Chicago
5. Illinois
6. Wichita State
7. Mississippi State
8. Ohio State
9. Colorado
10. Stanford
All-America
Art Heyman (Duke)*
Ron Bonham (Cincinnati)
Jerry Harkness (Loyola-Chicago)
Gary Bradds (Ohio State)
Tom Thacker (Cincinnati)
Coach of the Year: Ed Jucker (Cincinnati)

1964
1. UCLA
2. Michigan
3. Kentucky
4. Duke
5. Oregon State
6. Wichita State
7. Villanova
8. Loyola-Chicago
9. Texas-ElPaso
10. Davidson
All-America
Gary Bradds (Ohio State)*
Walt Hazzard (UCLA)
Cotton Nash (Kentucky)
Bill Bradley (Princeton)
Dave Stallworth (Wichita State)
Coach of the Year: John Wooden (UCLA)

1965
1. Michigan
2. UCLA
3. St. Joseph's
4. Providence
5. Vanderbilt
6. BYU
7. Davidson
8. Minnesota
9. Duke
10. USF
All-America
Bill Bradley (Princeton)*
Cazzie Russell (Michigan)
Gail Goodrich (UCLA)
Fred Hetzel (Davidson)
Rick Barry (Miami-Florida)
Coach of the Year: Dave Strack (Michigan)

1966
1. Kentucky
2. Duke
3. Texas-El-Paso
4. Kansas
5. Loyola-Chicago
6. St. Joseph's
7. Michigan
8. Vanderbilt
9. Cincinnati
10. Providence
All-America
Cazzie Russell (Michigan)*
Clyde Lee (Vanderbilt)
Jimmy Walker (Providence)
Dave Schellhase (Purdue)
Dave Bing (Syracuse)
Coach of the Year: Adolph Rupp (Kentucky)

1967
1. UCLA
2. Louisville
3. North Carolina
4. Kansas
5. Princeton
6. Houston
7. Western Kentucky
8. Texas-El-Paso
9. Tennessee
10. Boston College
All-America
Lew Alcindor (UCLA)*
Elvin Hayes (Houston)
Jimmy Walker (Providence)
Wes Unseld (Louisville)
Bob Lloyd (Rutgers)
Coach of the Year: John Wooden (UCLA)

1968
1. Houston
2. UCLA
3. St. Bonaventure
4. North Carolina
5. Kentucky
6. Columbia
7. New Mexico
8. Louisville
9. Davidson
10. Marquette
All-America
Elvin Hayes (Houston)*
Lew Alcindor (UCLA)
Pete Maravich (LSU)
Wes Unseld (Louisville)
Larry Miller (North Carolina)
Coach of the Year: Guy V. Lewis (Houston)

1969
1. UCLA
2. North Carolina
3. Davidson
4. Santa Clara
5. Kentucky
6. LaSalle
7. Purdue
8. St. John's
9. New Mexico State
10. Duquesne

ALL-TIME WIRE SERVICE RANKINGS

All-America
Lew Alcindor (UCLA)*
Pete Maravich (LSU)
Rick Mount (Purdue)
Spencer Haywood (Detroit)
Calvin Murphy (Niagara)
Coach of the Year: John Wooden (UCLA)

1970
1. Kentucky
2. UCLA
3. St. Bonaventure
4. New Mexico State
5. Jacksonville
6. South Carolina
7. Iowa
8. Notre Dame
9. Drake
10. Marquette
All-America
Pete Maravich (LSU)*
Bob Lanier (St. Bonaventure)
Rick Mount (Purdue)
Calvin Murphy (Niagara)
Dan Issel (Kentucky)
Coach of the Year: John Wooden (UCLA)

1971
1. UCLA
2. Marquette
3. Penn
4. Kansas
5. Southern Cal
6. South Carolina
7. Western Kentucky
8. Kentucky
9. Fordham
10. Ohio State
All-America
Austin Carr (Notre Dame)*
Sidney Wicks (UCLA)
Artis Gilmore (Jacksonville)
Dean Meminger (Marquette)
John Roche (South Carolina)
Coach of the Year: Al McGuire (Marquette)

1972
1. UCLA
2. North Carolina
3. Penn
4. Louisville
5. South Carolina
6. Long Beach State
7. Marquette
8. SW Louisiana
9. BYU
10. Florida State
All-America
Bill Walton (UCLA)*
Henry Bibby (UCLA)
Dwight Lamar (SW Louisiana)
Jim Chones (Marquette)
Ed Ratleff (Long Beach State)
Coach of the Year: John Wooden (UCLA)

1973
1. UCLA
2. North Carolina State
3. Long Beach State
4. Marquette
5. Providence
6. Indiana
7. (tie) Kansas State
SW Louisiana
9. Minnesota
10. Maryland
All-America
Bill Walton (UCLA)*
Ed Ratleff (Long Beach State)
David Thompson (N. Carolina State)
Doug Collins (Illinois State)
Dwight Lamar (SW Louisiana)
Coach of the Year: John Wooden (UCLA)

1974
1. North Carolina State
2. UCLA
3. Notre Dame
4. Maryland
5. Marquette
6. Providence
7. Vanderbilt
8. North Carolina
9. Indiana
10. Kansas
All-America
Bill Walton (UCLA)*
David Thompson (N. Carolina State)
John Shumate (Notre Dame)
Keith Wilkes (UCLA)
Marvin Barnes (Providence)
Coach of the Year: Digger Phelps (Notre Dame)

1975
1. Indiana
2. UCLA
3. Louisville
4. Kentucky
5. Maryland
6. Marquette
7. Arizona State
8. Alabama
9. North Carolina State
10. North Carolina
All-America
David Thompson (N. Carolina State)*
Adrian Dantley (Notre Dame)
David Meyers (UCLA)
John Lucas (Maryland)
Scott May (Indiana)
Coach of the Year: Bobby Knight (Indiana)

1976
1. Indiana
2. Marquette
3. Rutgers
4. Nevada-Las Vegas
5. UCLA
6. North Carolina
7. Alabama
8. Notre Dame
9. Michigan
10. Washington
All-America
Scott May (Indiana)*
Adrian Dantley (Notre Dame)
John Lucas (Maryland)
Richard Washington (UCLA)
Kent Benson (Indiana)
Coach of the Year: Tom Young (Rutgers)

1977
1. Michigan
2. USF
3. North Carolina
4. UCLA
5. Kentucky
6. Nevada-Las Vegas
7. Arkansas
8. Tennessee
9. Syracuse
10. Utah
All-America
Marques Johnson (UCLA)*
Rickey Green (Michigan)
Kent Benson (Indiana)
Bernard King (Tennessee)
Otis Birdsong (Houston)
Coach of the Year: Bob Gaillard (USF)

1978
1. Kentucky
2. UCLA
3. Marquette
4. New Mexico
5. Michigan State
6. Arkansas
7. DePaul
8. Kansas
9. Duke
10. North Carolina
All-America
Butch Lee (Marquette)*
Phil Ford (North Carolina)
Mychal Thompson (Minnesota)
Larry Bird (Indiana State)
David Greenwood (UCLA)
Coach of the Year: Eddie Sutton (Arkansas)

1979
1. Indiana State
2. UCLA
3. North Carolina
4. Michigan State
5. Notre Dame
6. Arkansas
7. Duke
8. DePaul
9. LSU
10. Syracuse
All-America
Larry Bird (Indiana State)*
David Greenwood (UCLA)
Mike Gminski (Duke)
Earvin "Magic"Johnson (Michigan State)
Jim Spanarkel (Duke)
Coach of the Year: Bill Hodges (Indiana State)

1980
1. DePaul
2. LSU
3. Kentucky
4. Louisville
5. Oregon State
6. Syracuse
7. Indiana
8. Maryland
9. Ohio State
10. Georgetown
All America
Mark Aguirre (DePaul)*
Darrell Griffith (Louisville)
Kyle Macy (Kentucky)
Joe Barry Carroll (Purdue)
Michael Brooks (LaSalle)
Coach of the Year: Ray Meyer (DePaul)

1981
1. DePaul
2. Oregon State
3. Virginia
4. LSU
5. Arizona State
6. North Carolina
7. Indiana
8. Kentucky
9. Notre Dame
10. Utah
All-America
Isiah Thomas (Indiana)
Danny Ainge (BYU)
Ralph Sampson (Virginia)*
Mark Aguirre (DePaul)
Kelly Tripucka (Notre Dame)
Coach of the Year: Ralph Miller (Oregon State)

1982
1. North Carolina
2. DePaul
3. Virginia
4. Oregon State
5. Missouri
6. Minnesota
7. Georgetown
8. Idaho
9. Memphis State
10. Fresno State
All-America
Eric Floyd (Georgetown)
Quintin Dailey (USF)
Ralph Sampson (Virginia)*
Terry Cummings (DePaul)
James Worthy (North Carolina)
Coach of the Year: Norm Stewart (Missouri)

1983
1. Houston
2. Louisville
3. St. John's
4. Virginia
5. Indiana
6. Nevada-Las Vegas
7. UCLA
8. North Carolina
9. Arkansas
10. Kentucky
All-America
Michael Jordan (North Carolina)
John Paxson (Notre Dame)
Ralph Sampson (Virginia)*
Sam Perkins (North Carolina)
Keith Lee (Memphis State)
Coach of the Year: Jerry Tarkanian (UNLV)

1984
1. North Carolina
2. Georgetown
3. Kentucky
4. DePaul
5. Houston
6. Illinois
7. Arkansas
8. Oklahoma
9. UTEP
10. Maryland
All-America
Chris Mullin (St. John's)
Michael Jordan (North Carolina)*
Patrick Ewing (Georgetown)
Sam Perkins (North Carolina)
Waymon Tisdale (Oklahoma)

1985
1. Georgetown
2. Michigan
3. St. John's
4. Memphis State
5. Oklahoma
6. Georgia Tech
7. North Carolina
8. Louisiana Tech
9. Nevada-Las Vegas
10. Illinois
All-America
Chris Mullin (St. John's)*
Johnny Dawkins (Duke)
Patrick Ewing (Georgetown)
Waymon Tisdale (Oklahoma)
Keith Lee (Memphis State)

1986
1. Duke
2. Kansas
3. St. John's
4. Kentucky
5. Michigan
6. Georgia Tech
7. Louisville
8. North Carolina
9. Syracuse
10. UNLV
All-America
Scott Skiles (Michigan State)
Kenny Walker (Kentucky)
Johnny Dawkins (Duke)
Walter Berry (St. John's*)
Len Bias (Maryland)
Coach of the Year: Mike Krzyzewski (Duke)

UPI Top 10 Finishes

Kentucky	**21**
UCLA	18
North Carolina	18
Indiana	12
Kansas	11
Marquette	10
Louisville	9
Kansas State	8
North Carolina St.	8
Duke	8
Notre Dame	8
Cincinnati	7
Michigan	7
St. John's	7
Ohio State	6
DePaul	6
Bradley	5
LSU	5
Oregon State	5
San Francisco	5
Utah	5

UPI Number One Finishes

UCLA	6
Kentucky	**5**
Indiana	4
North Carolina	3

UKIT INFORMATION

UKIT PARTICIPANTS THROUGH THE YEARS

(Listed Alphabetically)

Team	Record	Titles	Years Played
Air Force	Won 0, Lost 2		1965
Alabama-Birmingham	Won 1, Lost 1		1980
Alaska	Won 0, Lost 2		1980
Arizona State	Won 1, Lost 1		1975
Army	Won 1, Lost 1		1968
Bowling Green	Won 0, Lost 2		1976
Bradley	Won 0, Lost 2		1968
Brigham Young	Won 1, Lost 1		1983
California	Won 2, Lost 6		1960,'65,'71,'79
Cincinnati	Won 2, Lost 2		1967,'84
Colorado	Won 1, Lost 1		1972
Dartmouth	Won 0, Lost 2		1973
Dayton	Won 4, Lost 6	'55	1955-56,'64,'67,'69
DePaul	Won 0, Lost 2		1970
Duke	Won 1, Lost 3		1953,'69
Duquense	Won 0, Lost 2		1982
East Carolina	Won 0, Lost 2		1985
East Tennessee	Won 0, Lost 2		1984
Georgia Tech	Won 0, Lost 2		1975
Idaho State	Won 1, Lost 2		1980
Illinois	Won 5, Lost 3	'64,'78	1956,'60,'64,'78
Indiana	Won 1, Lost 1		1965
Iowa	Won 0, Lost 2		1962
Jacksonville	Won 1, Lost 1		1981
James Madison	Won 1, Lost 1		1984
Kansas State	Won 3, Lost 3		1961,'66,'70
KENTUCKY	**Won 56, Lost 8**	**(24)**	**(Every)**
LaSalle	Won 2, Lost 2		1953,'54
Michigan	Won 1, Lost 2		1968
Minnesota	Won 1, Lost 3		1955,'57
Missouri	Won 1, Lost 1		1971
Navy	Won 0, Lost 2		1970
Nebraska	Won 0, Lost 2		1972
North Carolina	Won 1, Lost 3		1957,'59
Ohio State	Won 1, Lost 3		195,'73
Oklahoma State	Won 2, Lost 2		1958,'74
Oregon	Won 1, Lost 1		1972
Oregon State	Won 3, Lost 3		1962,'66,'75
Penn State	Won 0, Lost 2		1966
Pepperdine	Won 1, Lost 1		1985
Princeton	Won 2, Lost 2		1963,'71
Portland State	Won 1, Lost 2		1977
Purdue	Won 3, Lost 1	'70	1970,'79
Tulane	Won 1, Lost 1		1982
St. John's	Won 1, Lost 1		1977
St. Louis	Won 3, Lost 1	'60	1959,'60
Seattle	Won 0, Lost 2		1977
Seton Hall	Won 1, Lost 1		1981
South Carolina	Won 1, Lost 1		1967
Southern Methodist	Won 3, Lost 3		1956,'79,'85
Stanford	Won 1, Lost 1		1973
Syracuse	Won 0, Lost 3		1978
Tennessee	Won 1, Lost 1		1961
Texas A&M	Won 1, Lost 1		1978
Rutgers	Won 1, Lost 1		1982
UCLA	Won 1, Lost 1		1953
Utah	Won 2, Lost 4	'75	1954,'55,'76
Utah State	Won 0, Lost 2		1981
Villanova	Won 1, Lost 1		1974
Virginia Commonwealth	Won 1, Lost 1		1983
Wake Forest	Won 1, Lost 1		1963
Washington State	Won 0, Lost 2		1974
West Virginia	Won 7, Lost 5	'57,'59	1957-8-9,'62,'64,'76
Wisconsin	Won 0, Lost 2		1963
Wyoming	Won 0, Lost 2		1983
Xavier	Won 0, Lost 2		1961

U.K.I.T. TEAM SINGLE GAME RECORDS

Most Points Scored (Kentucky 114 vs. Portland State — 1st Round, 1977) 114

Most Points Both Teams (Kentucky 112 vs. Michigan 104 — 1st Round, 1968) 216

Fewest Points Scored (Southern California vs. LaSalle — 1st Round, 1954) 38

Fewest Points Scored, Both Teams (LaSalle vs. Southern California — 1st Round, 1954 87

Most Field Goals Attempted (Kentucky vs. DePaul — 1st Round, 1958). 100

Most Field Goals Made Kentucky vs. DePaul — 1st Round, 1970 and vs. Portland State — 1st Round 1977 46

Most Free Throws Attempted (St. Louis vs. West Virginia — 1st Round, 1959) 47

Most Free Throws Attempted, Both Teams (Kentucky 43 and Illinois 37 — 1st Round, 1960) 80

Most Free Throws Made (St. Louis vs. West Virginia — 1st Round, 1959) 38

Most Rebounds (Kentucky 44 vs. Cincinnati 35 — Championship Game, 1984) 79

Fewest Personal Fouls (Kentucky vs. SMU — 1956) 7

Most Personal Fouls (Kentucky vs. Washington State — 1st Round, 1974) 34

Most Personal Fouls, Both Teams (Kentucky 29 vs. Syracuse 33, Third Place Game, 1978) 62

Biggest Margin of Victory (Kentucky 91, Indiana 56 — Championship Game, 1965) 36

Smallest Margin of Victory (West Virginia 87 vs. St. Louis 86 — 1st Round, 1959 (Tied by St. Louis 54 vs. California 53 (1OT) — 1st Round, 1960, Cincinnati 71 vs. Dayton 70 3rd Place, 1967, Kentucky 61 vs. Purdue 60, Championship 1979, Championship game, 1973, Kentucky 78, Stanford 77)...1

Overtime Victories (St. Louis twice in 1960 - St. Louis 54 vs. California 43 (1OT), St. Louis vs. Kentucky 72 (1OT), Pepperdine 75 vs. SMU 68 (1OT), 1985)

Best Shooting Percentage (Game) (West Virginia vs. Bowling Green — 2nd Round, 1976) (34 of 50) 68.0

HIGH POINT PERFORMERS

(Two Games)

1985 Terry Williams (SMU) 44
1984 Wes Stallings (East Tennessee) 38
1983 Deven Durrant (Brigham Young) 56
1982 Paul Thompson (Tulane) 51
1981 Dan Callandrillo (Seton Hall) 51
Mike Hackett (Jacksonville) 51
1980 Byron Williams (Idaho State) 38
1979 Billy Allen (SMU) 45
1978 Dale Schackleford (Syracuse) 40
1977 Freeman Williams (Portland State) 76
1976 Jeff Judkins (Utah) 53
1975 Don Smith (Oregon State)
Rick Taylor (Arizona St.) 40
1974 Ronnie Daniel (Oklahoma St.) 56
1973 Kevin Grevey (Kentucky) 50
1972 Jim Andrews (Kentucky) 48
1971 Brian Taylor (Princeton) 66
1970 Mike Casey (Kentucky) 53
1969 Dan Issel (Kentucky) 60
1968 Dan Issel (Kentucky) 56
1967 Mike Casey (Kentucky) 46
1966 Louie Dampier (Kentucky) 51
1965 Louie Dampier (Kentucky) 46
1964 Henry Finkel (Dayton) 64
1963 Bill Bradley (Princeton) 77
1962 Cotton Nash (Kentucky) 57
1961 Larry Pursiful (Kentucky) 60
1960 Bill Lickert (Kentucky) 43
1959 Jerry West (West Virginia) 48
1958 Jerry West (West Virginia) 48
1957 Ron Johnson (Minnesota) 56
1956 Jim Krebs (SMU) 47
1955 Jim Paxson (Dayton) 51
1954 Phil Grawemeyer (Kentucky) 41
1953 Cliff Hagan (Kentucky) 55

UKIT INFORMATION

TOURNAMENT TRAIL
KENTUCKY IN THE UKIT

(33 Appearances — 25 Championships)

1985 Won 2, Lost 0 Defeated East Carolina and Pepperdine for Championship.
1984 Won 2, Lost 0 Defeated East Tennessee and Cincinnati for Championship.
1983 Won 2, Lost 0 Defeated Wyoming and Brigham Young for Championship.
1982 Won 2, Lost 0 Defeated Duquesne and Tulane for Championship.
1981 Won 2, Lost 0 Defeated Jacksonville and Seton Hall for Championship.
1980 Won 2, Lost 0 Defeated Alaska and Alabama-Birmingham for Championship.
1979 Won 2, Lost 0 Defeated California and Purdue for Championship.
1978 Won 1, Lost 1 Defeated by Texas A&M in first game Defeated Syracuse for third place.
1977 Won 2, Lost 0 Defeated Portland State and St. John's for Championship.
1976 Won 1, Lost 1 Lost championship to Utah.
1975 Won 2, Lost 0 Defeated Georgia Tech and Oregon State for Championship.
1974 Won 2, Lost 0 Defeated Washington State and Oklahoma State for championship.
1973 Won 2, Lost 0 Defeated Dartmouth and Stanford for Championship.
1972 Won 2, Lost 0 Defeated Nebraska and Oregon for Championship.
1971 Won 2, Lost 0 Defeated Missouri and Princeton for Championship.
1970 Won 1, Lost 1 Lost championship to Purdue.
1969 Won 2, Lost 0 Defeated Navy and Duke for Championship.
1968 Won 2, Lost 0 Defeated Michigan and Army for Championship.
1967 Won 2, Lost 0 Defeated Dayton and South Carolina for Championship.
1966 Won 2, Lost 0 Defeated Kansas State for Championship.
1965 Won 2, Lost 0 Defeated Air Force and Indiana for Championship.
1964 Won 1, Lost 1 Lost Championship to Illinois.
1963 Won 2, Lost 0 Defeated Air Force and Indiana for Championship.
1962 Won 2, Lost 0 Defeated Iowa and West Virginia for Championship.
1961 Won 2, Lost 0 Defeated Tennessee and Kansas State for Championship.
1960 Won 1, Lost 1 Lost championship to St. Louis.
1959 Won 1, Lost 1 Lost championship to West Virginia.
1957 Won 1, Lost 1 Defeated by West Virginia in first game. Defeated Minnesota for third place.
1956 Won 2, Lost 0 Defeated Southern Methodist and Illinois for Championship.
1955 Won 1, Lost 1 Lost championship to Dayton.
1954 Won 2, Lost 0 Defeated Utah and LaSalle for Championship.
1953 Won 2, Lost 0 Defeated Duke and LaSalle for Championship.

(For Dates, Sites and Scores See All-Time Record Section)

U.K.I.T. INDIVIDUAL SINGLE GAME RECORDS

Most Points Scored (Bill Bradley, Princeton vs. Wisconsin — 3rd Place Game 1963).....47
Most Field Goal Attempts (Freeman Williams, Portland State vs. Kentucky — 1st Round Game, 1977).....40
Most Field Goals (Bill Bradley, Princeton vs. Wisconsin — 3rd Place Game,1963).....16
Most Free Throws Attempted (Rick Robertson, Cincinnati vs. South Carolina — 1st Round, 1967).....21
Most Rebounds (Ron Johnson, Minnesota vs. North Carolina — 1st Round, 1957; Rich Kelley, Stanford vs. Kentucky — Championship Game, 1973).....27

THIS SEASON'S UKIT

The University of Kentucky Invitational Tournament will be conducted for the 34th time Dec. 19-20, 1986, as Texas A&M, Boston University and Iona join the Wildcats in action.

In a recent survey, the UKIT ranked in a tie for third in a list of the nation's oldest in-season college basketball tournaments:

Tournament	Seasons
1. All-College Tournament	51
2. Sugar Bowl Tournament	48
3. ECAC Holiday Festival	34
3. UK Invitational Tournament	**34**
5. Far West Classic	31
6. Sun Bowl Tournament	26
7. Milwaukee Classic	25
8. Budweiser Bayou Classic	24
9. Rainbow Classic	23
10. Lobo Invitational	21
10. Volunteer Classic	21
12. Cable Car Classic	20



Former Coach Joe B. Hall accepts one of 25 UKIT championship trophies won by the Wildcats during the 33-year history of the tournament.

UKIT INFORMATION

UKIT HISTORY

1953 **CHAMPIONSHIP GAME:** Kentucky 73, LaSalle 60.
Consolation: UCLA 72, Duke 67.
First Round: LaSalle 62, UCLA 53; Kentucky 85, Duke 69.
Attendance: 16,714.

1954 **CHAMPIONSHIP GAME:** Kentucky 63, LaSalle 54.
Consolation: Southern California 54, Utah 52.
First Round: LaSalle 49, Southern California 38; Kentucky 70, Utah 65.
Attendance: 17,973.

1955 **CHAMPIONSHIP GAME:** Dayton 89, Kentucky 74.
Consolation: Minnesota 90, Utah 77.
First Round: Dayton 77, Utah 73; Kentucky 72, Minnesota 65.
Attendance: 19,185.

1956 **CHAMPIONSHIP GAME:** Kentucky 91, Illinois 70.
Consolation: Southern Methodist 67, Dayton 59.
First Round: Illinois 82, Dayton 65; Kentucky 72, Southern Methodist 67.
Attendance: 15,753.

1957 **CHAMPIONSHIP GAME:** West Virginia 75, North Carolina 64.
Consolation: Kentucky 78, Minnesota 67.
First Round: North Carolina, Minnesota 67, West Virginia 77, Kentucky 70.
Attendance: 20,956.

1958 **CHAMPIONSHIP GAME:** Kentucky 97, West Virginia 91.
Consolation: Oklahoma State 63, Ohio State 59.
First Round: West Virginia 67, Oklahoma St. 49; Kentucky 95, Ohio State 76.
Attendance: 20,386.

1959 **CHAMPIONSHIP GAME:** West Virginia 79, Kentucky 70.
Consolation: St. Louis 68, North Carolina 52.
First Round: West Virginia 87, St. Louis 86; Kentucky 76, North Carolina 70.
Attendance: 22,713.

1960 **CHAMPIONSHIP GAME:** St. Louis 74, Kentucky 72 (1 OT)
Third Place: California 72, Illinois 54.
First Round: St. Louis 54, California 53 (1 OT); Kentucky 83, Illinois 78.
Attendance: 15,095.

1961 **CHAMPIONSHIP GAME:** Kentucky 80, Kansas State 67.
Third Place: Tennessee 75, Xavier 70.
First Round: Kansas State 75, Xavier 67; Kentucky 96, Tennessee 69.
Attendance: 16,013.

1962 **CHAMPIONSHIP GAME:** Kentucky 79, West Virginia 75.
Third Place: Oregon State 61, Iowa 55.
First Round: West Virginia 70, Oregon State 65; Kentucky 94, Iowa 69.
Attendance: 22,138

1963 **CHAMPIONSHIP GAME:** Kentucky 98, Wake Forest 75.
Third Place: Princeton 90, Wisconsin 87.
First Round: Wake Forest 96, Princeton 67; Kentucky 108, Wisconsin 85.
Attendance: 22,111.

1964 **CHAMPIONSHIP GAME:** Illinois 91, Kentucky 86.
Third Place: Dayton 71, West Virginia 67.
First Round: Illinois 104, Dayton 86; Kentucky 102, West Virginia 78.
Attendance: 22,604.

1965 **CHAMPIONSHIP GAME:** Kentucky 91, Indiana 56.
Third Place: California 75, Air Force 70.
First Round: Indiana 71, California 64; Kentucky 78, Air Force 58.
Attendance: 21,069.

1966 **CHAMPIONSHIP GAME:** Kentucky 83, Kansas State 79.
Third Place: Oregon State 64, Penn State 61.
First Round: Kansas State 63, Penn State 59; Kentucky 96, Oregon State 66.
Attendance: 21,318.

1967 **CHAMPIONSHIP GAME:** Kentucky 76, South Carolina 66.
Third Place: Cincinnati 71, Dayton 70.
First Round: South Carolina 64, Cincinnati 61; Kentucky 88, Dayton 85.
Attendance: 22,371.

1968 **CHAMPIONSHIP GAME:** Kentucky 80, Army 65.
Third Place: Michigan 95, Bradley 93.
First Round: Army 54, Bradley 52; Kentucky 112, Michigan 104.
Attendance: 23,000

1969 **CHAMPIONSHIP GAME:** Kentcky 98, Duke 76.
Third Place: Dayton 83, Navy 69.
First Round: Duke 72, Dayton 67; Kentucky 73, Navy 59.
Attendance: 23,365.

1970 **CHAMPIONSHIP GAME:** Purdue 89, Kentucky 83.
Third Place: Kansas State 78, DePaul 68.
First Round: Purdue 87, Kansas State 68; Kentucky 106, DePaul 85.
Attendance: 23,462.

1971 **CHAMPIONSHIP GAME:** Kentucky 96, Princeton 82.
Third Place: Missouri 82, California 70.
First Round: Princeton 85, California 59; Kentucky 83, Missouri 79.
Attendance: 22,337.

1972 **CHAMPIONSHIP GAME:** Kentucky 95, Oregon 68.
Third Place: Colorado State 57, Nebraska 51.
First Round: Oregon 73, Colorado State 89; Kentucky 85, Nebraska 60.
Attendance: 23,100.

1973 **CHAMPIONSHIP GAME:** Kentucky 78, Stanford 77.
Third Round: Ohio State 85, Dartmouth 80.
Frst Round: Stanford 68, Ohio State 53; Kentucky 102, Dartmouth 77.
Attendance: 23,116.

1974 **CHAMPIONSHIP GAME:** Kentucky 90, Oklahoma 65.
Third Place: Villanova 92, Washington State 83.
First Round: Oklahoma State 88, Villanova 75; Kentucky 97, Washington State 75.
Attendance: 22,489.

1975 **CHAMPIONSHIP GAME:** Kentucky 82, Oregon State 74.
Third Place: Arizona State 85, Georgia Tech 70.
First Round: Oregon State 87, Arizona State 83; Kentucky 66, Georgia Tech 64.
Attendance: 23,000

1976 **CHAMPIONSHIP GAME:** Utah 70, Kentucky 68.
Third Place: West Virginia 85, Bowling Green 78.
First Round: Utah 74, West Virginia 70; Kentucky 77, Bowling Green 59.
Attendance: 37,297.

1977 **CHAMPIONSHIP GAME:** Kentucky 102, St. John's 72.
Third Place: Portland State 82, Seattle 76.
First Round: St. John's 77, Seattle 60; Kentucky 114, Portland State 88.
Attendance: 46,944.

1978 **CHAMPIONSHIP GAME:** Illinois 71, Texas A&M 57.
Third Place: Kentucky 94, Syracuse 87.
First Round: Illinois 64, Syracuse 61; Texas A&M 73, Kentucky 69.
Attendance: 46,544.

1979 **CHAMPIONSHIP GAME:** Kentucky 61, Purdue 60.
Third Place: SMU 97, California 88.
First Round: Purdue 85, SMU 60; Kentucky 78, California 52.
Attendance: 47,536.

1980 **CHAMPIONSHIP GAME:** Kentucky 61, Alabama-Birmingham 53.
Third Place: Idaho State 91, Alaska 81.
First Round: Alabama-Birmingham 68, Idaho State 55; Kentucky 91, Alaska 56.
Attendance: 47,670

1981 **CHAMPIONSHIP GAME:** Kentucky 98, Seton Hall 74.
Third Place: Jacksonville 89, Utah State 82.
First Round: Seton Hall 85, Utah State 77; Kentucky 107, Jacksonville 81.
Attendance: 47,422.

1982 **CHAMPIONSHIP GAME:** Kentucky 80, Tulane 61.
Third Place: Rutgers 58, Duquesne 51.
First Round: Tulane 55, Rutgers 54; Kentucky 55, Duquesne 42.
Attendance: 47,928.

1983 **CHAMPIONSHIP GAME:** Kentucky 93, Brigham Young 59.
Third Place: Virginia Commonwealth 70, Wyoming 57.
First Round: Brigham Young 81, Virginia Commonwealth 77; Kentucky 66, Wyoming 40.
Attendance: 48,196

1984 **CHAMPIONSHIP GAME:** Kentucky 66, Cincinnati 55.
Third Place: James Madison 56, East Tennessee 46.
First Round: Cincinnati 63, James Madison 56; Kentucky 69, East Tennessee 54.
Attendance: 44,402

1985 **CHAMPIONSHIP GAME:** Kentucky 88, Pepperdine 56
Third Place: SMU 71, East Carolina 62
First Round: Pepperdine 75, SMU 68 (OT), Kentucky 86, East Carolina 52
Attendance: 45,256

TOURNAMENTS

OLYMPIC TRIALS TOURNAMENT

(One Appearance — Champions College Bracket)

1948 Won 2, Lost 1. Qualified as NCAA Champion. Defeated Louisville and Baylor for championship College Bracket. (Lost to AAU Champion Phillips Oilers in National Finals).

OLYMPIC GAMES

(One Appearance — One World Championship)

1948 Won 8, Lost 0. Kentucky participated along with the Phillip Oilers as the United States' basketball entry. Defeated France for the championship.

NATIONAL INVITATION TOURNAMENT (NIT)

(Seven Appearances — Two Championships)

1979 Won 0, Lost 1.	Eliminated in first game by Clemson.
1976 Won 4, Lost 0.	Defeated UNCC for championship.
1950 Won 0, Lost 1.	Eliminated in first game by CCNY.
1949 Won 0, Lost 1.	Eliminated in first game by Loyola (Chicago)
1946 Won 3, Lost 0.	Defeated Rhode Island for championship.
1944 Won 2, Lost 1.	Eliminated by St. John's in second game.

(For Dates, Sites and Scores See All-Time Record Section)

SOUTHERN INTERCOLLEGIATE ATHLETIC ASSOCIATION (SIAA TOURNAMENT)

(Three Appearances — One Championship)

1924 Won 0, Lost 1.	Eliminated in first game by North Carolina.
1922 Won 1, Lost 1.	Eliminated in second game by Mercer.
1921 Won 4, Lost 0.	Defeated Georgia for championship.

SOUTHERN CONFERENCE TOURNAMENT

(Seven Appearances — No Championships)*

1932 Won 1, Lost 1.	Eliminated in second game by North Carolina.
1931 Won 3, Lost 1.	Eliminated by Maryland.
1930 Won 2, Lost 1.	Eliminated in semi-finals by Duke.
1929 Won 1, Lost 1.	Eliminated in second game by Georgia.
1928 Won 2, Lost 1.	Eliminated in semi-finals by Mississippi.
1926 Won 2, Lost 1.	Eliminated in semi-finals by Mississippi A&M.
1925 Won 1, Lost 1.	Eliminated in second game by Georgia.

* Kentucky joined Southeastern Conference in 1933.

SUGAR BOWL TOURNAMENT

(Ten Appearances — Five Championships)

1963 Won 2, Lost 0.	Defeated Duke for championship.
1956 Won 2, Lost 0.	Defeated Houston for championship.
1951 Won 1, Lost 1.	Defeated in first game by St. Louis. Defeated Syracuse in consolation game.
1950 Won 0, Lost 1.	Eliminated in first game by St. Louis.
1949 Won 2, Lost 0.	Defeated Bradley for championship.
1948 Won 1, Lost 1.	Eliminated in finals by St. Louis.
1946 Won 0, Lost 1.	Lost to Oklahoma A&M.
1940 Won 0, Lost 1.	Lost to Indiana.
1939 Won 1, Lost 0.	Defeated Ohio State for championship.
1937 Won 1, Lost 0.	Defeated Pittsburgh for championship.

(For Dates, Sites, and Scores See All-Time Record Section)

Trust Tomorrow To Us



Kincaid Towers
Downtown Lexington
Kentucky Central's
National Headquarters

☐ One of the nation's oldest life insurance companies, having been founded in 1902.

☐ Among the nation's largest and fastest-growing insurers.

☐ A nationwide sales force of more than 10,000 men and women.

☐ Offering the finest insurance products and services available anywhere; a comprehensive and competitive portfolio of life and health plans, as well as home and auto coverages.

A "True-Blue" Wildcat Supporter!

Kentucky Central Insurance Companies
An Equal Opportunity Employer

SUCCESS — ACADEMIC & ATHLETIC

Through the years, the University of Kentucky basketball program has produced one of the top graduation rates in the country. In the last decade, more than 80 percent of the players who have completed their eligibility at UK have earned a degree.

In the last eight years, two Wildcat basketball players have been awarded the Sullivan Medallion, the highest single honor that can be received by a UK student. Since 1977, the award has been presented to a male and female student who most exemplifies that characteristics of heart, mind and conduct as evidence of a spirit of love for and helpfulness to other men and women. The Wildcats honored recently were Jack Givens (1978) and Kyle Macy (1980). Other Wildcat basketball players who have been awarded the medallion are Gayle Mohney (1928), George Skinner (1933) and James Line (1951).

The University of Kentucky has produced seven **Academic All-Americans:**

Louie Dampier, 1966 and 1967
Dan Issel, 1970
Mike Pratt, 1970
Mike Casey, 1971
Bob Guyette, 1975
Jimmy Dan Conner, 1975
Kyle Macy, 1979

Guyette also was awarded one of the prestigious NCAA Post-Graduate scholarships following his graduation from UK. He used the scholarship to attend the UK Dental School.

Perhaps the greatest measure of success of the Wildcat basketball program has been how the players have fared AFTER earning their degrees from Kentucky. UK has turned out professionals in nearly every field, from basketball to doctors, from businessmen to teachers.

JOHN ADAMS - (1965)
Is now a district judge in Lexington (Fayette County).

JIM ANDREWS - (1973)
Was drafted by the NBA; played two years of professional basketball in Italy. Is currently district manager of Dubois Chemical Corporation in Lexington.

SCOTTY BAESLER - (1963)
Currently the popular mayor of Lexington.

DICKY BEAL - (1984)
Drafted in the fourth round of the NBA draft by the Atlanta Hawks. Is currently a sales representative for the Kenway Chemical Company in Lexington.

ED BECK - (1958)
Is currently a minister in Denver, Colorado.

JERRY BIRD - (1956)
Is currently a businessman in Corbin, Ky., and a member of the local school board.

SAM BOWIE - (1984)
Drafted in the first round of the NBA draft by the Portland Trailblazers. Is currently in his third season in Portland. Lives in Lexington during the off-season.

CARROLL BURCHETT - (1962)
Division Director of Kentucky Department of Education, Office of Vocational Rehabilitation.

BOB BURROW - (1955)
Is currently the assistant superintendent for the Ft. Knox, Ky. schools.

LEROY BYRD - (1986)
Is currently in business and living in Lexington.

DWANE CASEY - (1979)
Is currently an assistant basketball coach at the University of Kentucky.

TRUMAN CLAYTOR - (1979)
Drafted in the sixth round of the NBA draft by the Detroit Pistons. Is currently working for General Telephone Company in Lexington.

LARRY CONLEY - (1966)
This member of "Rupp's Runts" now works for General Electric Credit Corporation and serves as a basketball color analyst for several television networks.

JIMMY DAN CONNER - (1975)
Drafted by the Virginia Squires of the old ABA. Played one year in the ABA with the Kentucky Colonels. Is currently an executive and partner with All-Pro Financial Corporation in Louisville.

FRED COWAN - (1982)
Drafted in the sixth round by the NBA's Houston Rockets. Is currently playing professional basketball in Japan as he pursues a career with the Toshiba Corporation, an electronics firm.

AL CUMMINS - (1947)
Owns a financial planning company.

LOUIE DAMPIER - (1967)
After a career in the old ABA, he has entered business and is currently owner of his own audio-visual company in Louisville.

MULFORD DAVIS - (1947)
A school principal in Frankfort, Indiana.

HARRY DENHAM - (1939)
Now a practicing dentist in Maysville, Ky.

RICK DREWITZ - (1974)
Currently plant manager for Blue Grass Industries in Cynthiana, Ky.

RAY EDELMAN - (1974)
Is an attorney in Lawrenceburg, Ky., and serves on the UK basketball statistics crew.

RANDY EMBRY - (1965)
Teacher and coach at Owensboro (Ky.) Senior High School.

MIKE FLYNN - (1975)
Was drafted by the Indiana Pacers of the NBA and played three years with the Pacers. Is currently a bank executive in Jeffersonville, Ind.

CHRIS GETTELFINGER - (1981)
Is now supervisor of oil and gas leases in Tennessee for the Kelso Oil Company.

JACK GIVENS - (1978)
Drafted in the first round of the NBA draft by the Atlanta Hawks and played two years in Atlanta. Is currently a life insurance representative and financial planner for Capital Creation and Conservation Company of Lexington. Owns a sporting goods store in Lexington and serves as a basketball color analyst for several television networks.

KEVIN GREVEY - (1975)
Drafted in the first round of the NBA draft by the Washington Bullets. Played several years there before moving on to Milwaukee to play with the Bucks.

ALEX GROZA - (1949)
This member of the "Fabulous Five" is an executive with the Reynolds Company in Lexington.

BOB GUYETTE - (1975)
Drafted in the third round by the NBA's Kansas City Kings. Played several years of professional basketball in Spain. Returned to UK and received a degree in denistry. He is now a practicing dentist in Birmingham, Alabama.

SUCCESS – ACADEMIC & ATHLETIC

CLIFF HAGAN - (1954)
Spent several years in the NBA after graduation. Is now the director of athletics at the University of Kentucky.

JERRY HALE - (1975)
Is currently manager of employee relations with National Mines Corporation in Lexington.

ROGER HARDEN - (1986)
Was drafted in the fifth round by the NBA's Los Angeles Lakers. At press time, Harden was still on the Lakers' roster.

MERION HASKINS - (1977)
Is currently traveling throughout the world as an international buyer for the R. J. Reynolds Tobacco Company. He lives in Richmond, Va.

VERNON HATTON - (1958)
Is currently a realtor and auctioneer in Lexington.

TOM HEITZ - (1984)
Drafted in the eighth round of the NBA draft by the Indiana Pacers. Is currently working in the commodities markets in Lexington and Chicago.

DERRICK HORD - (1983)
Drafted in the third round of the NBA draft by the Cleveland Cavaliers. Is currently in business in Lexington.

CHARLES HURT - (1983)
Drafted in the sixth round of the NBA draft by the Milwaukee Bucks. Is currently in business in Lexington.

DAN ISSEL - (1970)
Retired a year ago after an illustrious career with the NBA's Denver Nuggets. Is currently in the thoroughbred horse business in Lexington and owns a farm in Central Kentucky.

LARRY JOHNSON - (1977)
Drafted in the second round of the NBA draft by the Buffalo Braves (now the San Diego Clippers) and played one season with the Braves. Is now playing professional basketball in Japan as he pursues a career with the Panasonic Corporation.

WALLACE "WAH" JONES - (1949)
This member of the "Fabulous Five" currently owns and operates several businesses in Lexington.

BO LANTER - (1982)
Currently owns a satellite receiver company in Central Kentucky.

JIM LEMASTER - (1968)
Currently an attorney and state representative from Paris, Kentucky.

BILL LICKERT - (1961)
Currently treasurer of Mann and Hanger — Silas Mason Co.

STEVE LOCHMUELLER - (1975)
Is currently general partner of Barclay Agency (thoroughbred horses) and president of Barclay Coal Sales Agency in Lexington.

RONNIE LYONS - (1974)
Is currently employed by IBM in Lexington.

KYLE MACY - (1980)
Received two degrees from UK – in business and in education – as a 1979 Academic All-American. Drafted in the first round of the NBA draft by the Phoenix Suns. After several years in Phoenix, Macy was traded to the Chicago Bulls prior to last season, then traded to Indianapolis this fall. Lives in Lexington in the off-season and conducts a highly-successful summer basketball camp.

JIM MASTER - (1984)
Drafted in the sixth round of the NBA draft by the Atlanta Hawks. Is currently working as a sales representative for the Valvoline Oil Company in Lexington.

DIRK MINNIEFIELD - (1983)
Drafted in the second round of the NBA draft by the Dallas Mavericks. Is currently playing with the Cleveland Cavaliers.

TERRY MOBLEY - (1965)
Is currently the director of development at the University of Kentucky.

COTTON NASH - (1964)
Owns a real estate and investment company in Lexington.

CLYDE PARKER - (1943)
A successful dentist in Evansville, Indiana.

DICK PARSONS - (1961)
Spent several years as an assistant basketball coach at the University of Kentucky. Is currently the director of deferred giving at UK.

MIKE PHILLIPS - (1978)
Drafted in the second round of the NBA draft by the Seattle Supersonics. Is currently playing professional basketball in Spain.

TOMMY PORTER - (1968)
Is currently a dentist in Hopkinsville, Kentucky.

LARRY PURSIFUL - (1962)
Owns shoe stores in Elizabethtown and Louisville, Ky.

FRANK RAMSEY - (1954)
Is a highly-successful Western Kentucky businessman. Owns several banks and farms and serves on the board of trustees at the University of Kentucky.

LLOYD RAMSEY - (1942)
Now a doctor in Nashville, Tennessee.

PAT RILEY - (1967)
Currently the head coach of the NBA's Los Angeles Lakers.

RICK ROBEY - (1978)
Drafted in the third round of the NBA draft by the Indiana Pacers. Currently is in business in Lexington.

KENNY ROLLINS - (1948)
This member of the "Fabulous Five" currently works as a supervisor for a national container company in Lexington.

JAY SHIDLER - (1980)
Has returned to the University of Kentucky to complete his degree.

ADRIAN SMITH - (1958)
Gold Medal winner in 1960 Olympic Games . NBA All-Star game MVP in 1966. Now an executive for Central Trust Bank in Cincinnati, Ohio.

G. J. SMITH - (1975)
Is currently teaching and coaching at Laurel County High School in London, Kentucky.

CARL STAKER - (1942)
Now a consulting engineer in Lyndhurst, Ohio.

LARRY STAMPER - (1973)
Is currently teaching at Ezel Elementary School in West Liberty, Ky.

GENE STEWART - (1967)
Is currently a circuit court judge in Brookville, Indiana.

MELVIN TURPIN - (1984)
Drafted in the first round of the NBA draft by the Washington Bullets, then traded to the Cleveland Cavaliers, where he is now in his third season.

CHUCK VERDERBER - (1982)
Drafted in the seventh round of the NBA draft by the Chicago Bulls. Is currently attending the UK Dental School.

KENNY WALKER - (1986)
Drafted in the first round of the NBA draft by the New York Knicks and is currently in his first year with the Knicks.

LAVON WILLIAMS - (1980)
Drafted in the fifth round of the NBA draft by the Cleveland Cavaliers. Played one year of professional basketball in Italy. Currently playing pro basketball in Japan and working for the Akita Isuza Motor Company.

Note: We appreciate corrections and additions to the above listings. Simply send them to: Brad Davis, UK Sports Information, Memorial Coliseum, Lexington, KY 40506. Or call (606)257-3838.

ALL-AMERICANS

UNIVERSITY OF KENTUCKY ALL — AMERICANS

(32 PLAYERS CHOSEN 50 TIMES) * CONSENSUS; ** 2ND TEAM CONSENSUS



BASIL HAYDEN
Forward — 1921
Paris High School
Paris, Ky.



BURGESS CAREY
Guard — 1925
Lexington Senior High School
Lexington, Ky.



CAREY SPICER
Forward — 1929,30
Lexington Senior High School
Lexington, Ky.



PAUL McBRAYER
Guard — 1930
Kavanaugh High School
Lawrenceburg, Ky.



FOREST SALE
Center-Forward — 1932,33
Kavanaugh High School
Lawrenceburg, Ky.



ELLIS JOHNSON
Guard — 1933
Ashland High School
Ashland, Ky.



JOHN DeMOISEY
Center — 1934
Walton High School
Walton, Ky.



LeROY EDWARDS
Center — 1935
Tech High School
Indianapolis, Ind.



BERNARD OPPER
Guard — 1939
Morris High School
New York, N.Y.



LEE HUBER
Guard — 1940,41
St. Xavier High School
Louisville, Ky.



BOB BRANNUM
Center — 1944
Winfield High School
Winfield, Kan.



JACK PARKINSON
Guard — 1946
Yorktown High School
Yorktown, Ind.



RALPH BEARD
Guard — 1947,48*,49*
Male High School
Louisville, Ky.



ALEX GROZA
Center — 1947,48**,49*
Martins Ferry High School
Martins Ferry, Ohio



WALLACE JONES
Forward — 1949 **
Harlan High School
Harlan, Ky.



BILL SPIVEY
Center — 1951*
Warner Robins High School
Warner Robins, Ga.

ALL-AMERICANS



CLIFF HAGAN
Center — 1952*,54*
Owensboro High School
Owensboro, Ky.



FRANK RAMSEY
Guard — 1952, 54 **
Madisonville High School
Madisonville, Ky.



BOB BURROW
Center — 1956 **
Wells High School
Wells, Texas



VERNON HATTON
Guard — 1958
Lafayette High School
Lexington, Ky.



JOHNNY COX
Forward — 1959*
Hazard High School
Hazard, Ky.



COTTON NASH
Ctr.-Forward — 1962**,63**,64*
Lake Charles High School
Lake Charles, La.



PAT RILEY
Forward — 1966
Linton High School
Schenectady, N.Y.



LOUIE DAMPIER
Guard — 1966**, 67**
Southport High School
Indianapolis, Ind.



DAN ISSEL
Center — 1969, 70*
Batavia High School
Batavia, Ill.



KEVIN GREVEY
Forward — 1974,75
Taft High School
Hamilton, Ohio



JACK GIVENS
Forward — 1977,78
Bryan Station High School
Lexington, Ky.



RICK ROBEY
Forward-Center — 1977,78
Brother Martin High School
New Orleans, La.



KYLE MACY
Guard — 1979,80*
Peru High School
Peru, Ind.



SAM BOWIE
Center — 1981
Lebanon High School
Lebanon, Pa.



MELVIN TURPIN
Center — 1984**
Bryan Station High School
Lexington, Ky.



KENNY WALKER
Forward — 1985, 86*
Crawford Co. High School
Roberta, Ga.

RETIRED JERSIES/HALL OF FAME

In recognition of outstanding achievements in the field of athletic endeavor, the University of Kentucky Athletics Association has retired the jersies of the following former Wildcat basketball players:

"The Fabulous Five"
1948 National Champions - Olympic Gold Medalists



12-Ralph Beard
1946-47-48-49



15-Alex Groza
1945-47-48-49



22-Cliff Barker
1947-48-49



26-Kenny Rollins
1943-47-48



27-Wah Jones
1946-47-48-49

Undefeated National Champions - 1954



6-Cliff Hagan
1951-52-54



16-Lou Tsioropoulos
1951-52-54



20-Gayle Rose
1952-54-55



22-Jerry Bird
1954-55-56



30-Frank Ramsey
1951-52-54



42-Billy Evans
1952-54-55



44-Phil Grawemeyer
1954-55-56

- The University of Kentucky retires jersies, **not** numbers.

Three representatives of the University of Kentucky have been enshrined in the Basketball Hall of Fame in Springfield, Mass.



Adolph F. Rupp
Coach - 1931-1972
Inducted 1969



Clifford O. Hagan
Player - 1951-52-54
Inducted 1977



Frank V. Ramsey
Player — 1951-52-54
Inducted 1981

ERA

RUFUS C. KING, REALTORS® ERA®

RUFUS C. KING, JR.
REALTOR®
Office: 502-245-4116
Home: 502-245-4035

11605 HAZELWOOD ROAD ● ANCHORAGE, KENTUCKY 40223

Each office independently owned and operated

ERA REAL ESTATE
A Control Data Company

HONORS

ALL-SOUTHEASTERN CONFERENCE

(61 Players Chosen 111 Times)

Ellis Johnson (G)..... 1933
Forest Sale (C)..... 1933
John DeMoisey (F)..... 1933, '34
Bill Davis (G)..... 1934
Leroy Edwards (C)..... 1935
Dave Lawrence (F)..... 1935
Ralph Carlisle (F)..... 1936, '37
Warfield Donohue (G)..... 1937
Bernie Opper (G)..... 1938, '39
Layton Rouse (G)..... 1940
Lee Huber (G)..... 1941
James King (C)..... 1941
Marvin Akers (F)..... 1941, '43
Ermal Allen (F)..... 1942
Melvin Brewer (C)..... 1943
Bob Brannum (C)..... 1944
Jack Parkinson (G)..... 1944, '45, '46
Jack Tingle (F)..... 1944,'45, '46, '47
Kenton Campbell (C)..... 1945
Ralph Beard (G)..... 1946, '47, '48, '49
Wallace Jones (F)..... 1946, '47, '48, '49
Joe Holland (F)..... 1947
Alex Groza (C)..... 1948, '49
Kenny Rollin (G)..... 1947, '48
Jim Line (F)..... 1950
Bill Spivey (C)..... 1950, '51
Walt Hirsch (F)..... 1951
Shelby Linville (F)..... 1951
Bobby Watson (G)..... 1951, '52
Frank Ramsey (G)..... 1951, '52, '54
Cliff Hagan (C)..... 1952, '54
Bill Evans (G-F)..... 1955
Bob Burrow (C)..... 1955, '56
Johnny Cox (F)..... 1957, '58, '59
Vernon Hatton (G)..... 1958
Don Mills (C)..... 1960
Bill Lickert (F-G)..... 1959, '60, '61
Larry Pursiful (G)..... 1962
Cotton Nash (C-F)..... 1962, '63, '64
Ted Deeken (F)..... 1964
Tommy Kron (G)..... 1965, '66
Pat Riley (F)..... 1965, '66
Thad Jaracz (C-F)..... 1966
Larry Conley (F)..... 1966
Louie Dampier (G)..... 1965, '66, '67
Mike Casey (G)..... 1968, '69, '70
Dan Issel (C)..... 1968, '69, '70
Mike Pratt (F)..... 1969, '70
Larry Steele (F)..... 1971
Tom Parker (F)..... 1971, '72
Tom Payne (C)..... 1971
Jim Andrews (C)..... 1972, '73
Kevin Grevey (F)..... 1973, '74, '75
Jack Givens (F)..... 1976, '77, '78
Rick Robey (F)..... 1977, '78
Kyle Macy (G)..... 1978, '79, '80
Sam Bowie (C)..... 1980, '81
Derrick Hord (F)..... 1982
Melvin Turpin (C)..... 1983, '84
Kenny Walker (F)..... 1985, '86
Winston Bennett (F)..... 1986

ALL-NCAA TOURNAMENT

(FINAL FOUR)

*Alex Groza (C)..... 1948, '49
Bill Spivey (C)..... 1951
Shelby Linville (F)..... 1951
Vernon Hatton (G)..... 1958
Johnny Cox (F)..... 1958
Pat Riley (F)..... 1966
Louie Dampier (G)..... 1966
Kevin Grevey (F)..... 1975
*Jack Givens (F)..... 1978
Rick Robey (F)..... 1978

*Chosen most valuable player

(REGIONAL)

*Alex Groza (C)..... 1948, '49
Bill Spivey (C)..... 1951
Bob Burrow (C)..... 1955, '56
Gayle Rose (G)..... 1958
Vernon Hatton (G)..... 1958
Johnny Cox (F)..... 1957, '58, '59
Bill Lickert (F)..... 1961
Larry Pursiful (G)..... 1962
Cotton Nash (C-F)..... 1962
*Pat Riley (F)..... 1966
Louie Dampier (G)..... 1966
Mike Casey (G)..... 1968
Dan Issel (C)..... 1968, '69, '70
Jim Andrews (C)..... 1972, '73
Jimmy Dan Conner (G)..... 1975
Jack Givens (F)..... 1977, '78
Mike Phillips (C)..... 1978
*Kyle Macy (G)..... 1978
Fred Cowan (F)..... 1980
Jim Master (G)..... 1983
Melvin Turpin (C)..... 1983, '84
*Dicky Beal (G)..... 1984
Sam Bowie (F)..... 1984
Kenny Walker (F)..... 1985, '86
Winston Bennett (F)..... 1986

*Chosen most valuable player

KENTUCKY ACADEMIC ALL-AMERICANS

Louie Dampier..... Guard..... 1966-67
Dan Issel..... Center..... 1970
Mike Pratt..... Forward..... 1970
Mike Casey..... Guard..... 1971
Bob Guyette..... Forward..... 1975
Jimmy Dan Conner..... Guard..... 1975
Kyle Macy..... Guard..... 1979

KENTUCKY ACADEMIC ALL-SOUTHEASTERN CONFERENCE

Roy Roberts..... Forward..... 1962
Larry Conley..... Guard..... 1964, '65
Louie Dampier..... Guard..... 1966, '67
Cliff Berger..... Center..... 1966, '68
Mike Pratt..... Forward..... 1970
Dan Issel..... Center..... 1970
Mike Casey..... Forward..... 1971
Tom Parker..... Center..... 1971
Bob Guyette..... Center..... 1974
Jimmy Dan Conner..... Guard..... 1975
Kyle Macy..... Guard..... 1979
*Chuck Verderber..... Forward..... 1980, '81, '82
Winston Bennett..... Forward..... 1985
Bret Bearup..... Center..... 1985

*Only the third play in conference history to be named Academic ALL-SEC three times.

ALL-SOUTHERN CONFERENCE

Paul Jenkins (G)..... 1926
Carey Spicer (G)..... 1929-31
Louis McGinnis (F)..... 1931
George Yates (G)..... 1931
Ellis Johnson (C-F)..... 1932

ALL-SIAA TOURNAMENT

Paul Adkins (C)..... 1921
Bill King (F)..... 1921
Robert Lavin (G)..... 1921

Basketball Trivia - Who are the top two career scorers in the now defunct American Basketball Association (ABA) (1967-76)? Answer: Two former Kentucky All-Americans! The leader is Louie Dampier, who scored 13,725 points, average of 18.9 in nine years with the Kentucky Colonels, and the second, Dan Issel, who scored 12,823 points, average of 25.6 (3rd best) in six years with the Kentucky Colonels and Denver Nuggets.

CATS IN THE PROS

FORMER KENTUCKY WILDCATS DRAFTED BY THE NBA

Player	Round/Year	Drafting Team	Player	Round/Year	Drafting Team
Jack Tingle	1st, 1947	Washington	Tom Payne	1st, 1971	Atlanta
Kenny Rollins	1st, 1948	Chicago	Larry Steele	3rd, 1971	Portland
Alex Groza	1st, 1949	Indianapolis	Jim Dinwiddle	10th, 1971	Philadelphia
Cliff Barker	1st, 1949	Indianapolis	Tom Parker	6th, 1972	Cleveland
Ralph Beard	1st, 1949	Chicago	Kent Hollenbeck	10th, 1972	Detroit
Wallace Jones	1st, 1949	Washington	Jim Andrews	7th, 1973	Seattle
Dale Barnstable	7th, 1950	Boston	Kevin Grevey*	1st, 1975	Washington
Bobby Watson	10th, 1952	Milwaukee	Jimmy Dan Conner	2nd, 1975	Phoenix
Cliff Hagan	3rd, 1953	Boston	Bob Guyette	3rd, 1975	Kansas City-Omaha
Frank Ramsey	1st, 1953	Boston	Mike Flynn	7th, 1975	Philadelphia
Bob Burrow	2nd, 1956	Rochester	Larry Johnson	2nd, 1977	Buffalo
Jerry Bird	3rd, 1956	Minneapolis	Rick Robey	1st, 1978	Indiana
Phil Grawemeyer	3rd, 1956	Minneapolis	Jack Givens	1st, 1978	Atlanta
Vernon Hatton	2nd, 1958	Cincinnati	James Lee	2nd, 1978	Seattle
Johnny Cox	4th, 1958	New York	Mike Phillips	3rd, 1978	New Jersey
Bill Smith	15th, 1958	Cincinnati	Kyle Macy*	1st, 1979	Phoenix
Bennie Coffman	7th, 1960	Syracuse	Truman Claytor	6th, 1979	Detroit
Don Mills	18th, 1960	Cincinnati	LaVon Williams	5th, 1980	Cleveland
Sid Cohen	4th, 1960	Boston	Jay Shidler	9th, 1980	Chicago
Roger Newman	7th, 1961	Syracuse	Fred Cowan	6th, 1981	Houston
Ned Jennings	13th, 1961	New York	Chuck Verderber	7th, 1982	Chicago
Larry Pursiful	8th, 1962	Chicago	Dirk Minniefield*	2nd, 1983	Dallas
Cotton Nash	2nd, 1964	Los Angeles	Derrick Hord	4th, 1983	Cleveland
Tommy Kron	3rd, 1966	St. Louis	Charles Hurt	6th, 1983	Milwaukee
Pat Riley**	1st, 1967	San Diego	Dicky Beal	4th, 1984	Atlanta
Louis Dampier	4th, 1967	Cincinnati	Sam Bowie*	1st, 1984	Portland
Cliff Berger	9th, 1968	Milwaukee	Jim Master	6th, 1984	Atlanta
Phil Argento	10th, 1969	Los Angeles	Melvin Turpin*	1st, 1984	Washington
Dan Issel	8th, 1970	Detroit	Kenny Walker*	1st, 1986	New York
Mike Casey	8th, 1970	Chicago	Roger Harden*	5th, 1986	Los Angeles

*Active NBA Players **Active NBA Head Coach



Melvin Turpin
Cleveland Cavaliers



Pat Riley
Head Coach
Los Angeles Lakers

McDONOUGH CAPERTON KENTUCKY
Equine Insurance

For The Life Of Your Horse

Contact:
Tony Cecil
870 Corporate Dr. Suite 200 Lexington, Kentucky 40503
Telephone (606) 223-1301 Telex: 213419

Gaston Caperton, President

AWARDS

FAME COMES TO THE WILDCATS

OLYMPIC GOLD MEDAL WINNERS

(With seven players winning the coveted medal for Olympic participation, the University of Kentucky leads the nation in honorees.)

Wallace Jones....1948
Cliff Barker....1948
Ralph Beard....1948
Alex Groza....1948
Kenny Rollins....1948
Billy Evans....1956
Adrian Smith....1960
Sam Bowie....*1980

* United States boycotted the Moscow Games. Bowie awarded a medal by President Carter.

LEADERSHIP AWARD

(Donated annually by Radio station WVLK of Lexington in honor of A. B. (Happy) Chandler, two-time Governor of Kentucky and former Commissioner of Baseball.)

1986....Roger Harden
1985 (tie)....Kenny Walker, Winston Bennett
1984....Dicky Beal
1983....Charles Hurt
1982....Chuck Verderber
1981....Chuck Verderber
1980....Kyle Macy
1979....Kyle Macy
1978....Kyle Macy
1977....Rick Robey
1976....Jack Givens
1975....Jimmy Dan Conner
1974....Bob Guyette
1973....Kevin Grevey
1972....Stan Key
1971....Larry Steele
1970....Dan Issel
1969....Dan Issel
1968 (tie)....Thad Jaracz, Cliff Berger
1967 (tie)....Louie Dampier, Pat Riley
1966 (tie)....Larry Conley, Tommy Kron
1965....Terry Mobley
1964....Larry Conley
1963....Roy Roberts
1962....Larry Pursiful
1961....Dick Parsons
1960....Dick Parsons
1959....Johnny Cox
1958....Vernon Hatton
1957....Ed Beck
1956....Bob Burrow
1955....Bill Evans
1954....Frank Ramsey
1953....Not awarded
1952....Frank Ramsey
1951....Frank Ramsey

PAN AMERICAN GOLD MEDAL WINNERS

Billy Evans....1958
Adrian Smith....1959
Rick Robey....1975
Kyle Macy....1979
Jim Master....1983

MOST VALUABLE PLAYER

(Given annually by Kentucky Central Insurance Companies, to the player chosen by a secret committee as most valuable to his team.)

1986....Kenny Walker
1985....Kenny Walker
1984 (tie)....Sam Bowie, Melvin Turpin
1983 (tie)....Dirk Minniefield, Melvin Turpin
1982 (tie)....Derrick Hord, Dirk Minniefield
1981 (tie)....Sam Bowie, Dirk Minniefield
1980....Kyle Macy
1979....Kyle Macy
1978 (tie)....Jack Givens, Rick Robey
1977....Jack Givens
1976 (tie)....Jack Givens, Mike Phillips
1975....Kevin Grevey
1974....Kevin Grevey
1973....Jim Andrews
1972....Tom Parker
1971....Larry Steele
1970 (tie)....Dan Issel, Mike Pratt
1969....Dan Issel
1968....Mike Casey
1967 (tie)....Louie Dampier, Pat Riley
1966 (tie)....Pat Riley, Louie Dampier
1965....Pat Riley
1964 (tie)....Cotton Nash, Larry Conley
1963....Ted Deeken
1962....Cotton Nash

OUTSTANDING SENIOR

1986....Kenny Walker
1985....Bret Bearup
1984....Sam Bowie
1983....Derrick Hord
1982....Chuck Verderber
1981....Fred Cowan
1980....Kyle Macy
1979....Truman Claytor
1978 (tie)....Jack Givens, Rick Robey
1977....Larry Johnson
1976....Reggie Warford
1975....Kevin Grevey
1974....Ronnie Lyns
1973....Jim Andrews
1972....Tom Parker
1971....Mike Casey
1970....Dan Issel
1969....Phil Argento
1968....Thad Jaracz
1967 (tie)....Louie Dampier, Pat Riley
1966 (tie)....Larry Conley, Tommy Kron
1965....John Adams

FEWEST TURNOVERS

(Presented in the name of Harry C. Lancaster by Dawahare's of Kentucky to starter committing fewest turnovers for time played.)

1986....Kenny Walker (54)
1985....Bret Bearup (36)
1984....Kenny Walker (40)
1983....Charles Hurt (39)
1982....Charles Hurt (31)
1981....Charles Hurt (31)
1980....Kyle Macy (60)
1979....Kyle Macy (63)
1978....Jack Givens (52)
1977....Jack Givens (53)
1976....Reggie Warford (46)
1975....Bob Guyette (50)
1974....Ronnie Lyons (37)
1973....Ronnie Lyons (46)

BEST VARSITY FREE THROW SHOOTER

1986	Roger Harden	26 of 31 — 83.4%
1985	Richard Madison	31 of 38 — 81.6%
1984	Jim Master	60 of 74 — 81.1%
1983	Derrick Hord	65 of 79 — 82.3%
1981	Dirk Minniefield	55 of 63 — 87.3%
1980	Kyle Macy	104 of 114 — 91.2%
1979	Kyle Macy	112 of 129 — 86.8%
1978	Kyle Macy	115 of 129 — 89.2%
1977	Jack Givens	94 of 113 — 93.2%
1976	Jack Givens	116 of 140 — 82.9%
1975	Rick Robey	51 of 63 — 81.0%
1974	Kevin Grevey	83 of 100 — 83.0%
1973	Steve Lochmueller	33 of 38 — 86.8%
	(Donated Prior to 1973 by Adolph Rupp)	
1972	Ronnie Lyons (G)	70 of 80 — 87.5%
1971	Kent Hollenbeck (G)	82 of 93 — 88.2%
1970	Larry Steele (F)	45 of 49 — 91.8%
1969	Phil Argento (G)	47 of 61 — 77.0%
1965	Louie Dampier (G)	84 of 100 — 84.0%
1964	Tommy Kron (G)	28 of 34 — 82.3%
1963	Scotty Baesler (G)	59 of 69 — 85.5%
1962	Larry Pursiful (G)	89 of 109 — 81.6%

AWARDS

FRESHMAN LEADERSHIP

(Presented by Lexington Jaycees)

1986.....Irving Thomas
1985.....Ed Davender
1984.....Winston Bennett
1983.....Kenny Walker
1982.....Troy McKinley
1981.....Dicky Beal
1980 (tie).....Derrick Hord
Charles Hurt
1979.....Chuck Verderber
1978.....Fred Cowan
1977.....Tim Stephens
1976.....Dwane Casey
1975.....Rick Robey
1974.....Merion Haskins
1973.....Reggie Warford
1972.....Jimmy Dan Conner
1971.....Ronnie Lyons
1970.....Doug Flynn
1969.....Randy Noll
1968.....Greg Starrick
1967.....Dan Issel
1966.....Phil Argento
1965.....Jim LeMaster

SCHOLASTIC AWARD

(Given by K-Men's Association in Memory of Sam Huey to the Team's Top Scholar Athlete Over Four-Year Period)

1986.....Kenny Walker
1985.....Bret Bearup
1984.....Jim Maste
1983.....Derrick Hord
1982.....Chuck Verderber
1981.....Chris Gettlefinger
1980.....Kyle Macy
1979.....Dwane Casey
1978.....Jack Givens
1977.....Merion Haskins
1976.....Reggie Warford
1975.....Bob Guyette
1974.....Ray Edelman
1973.....Dan Perry
1972.....Tom Parker
1971.....Jim Dinwiddie
1970.....Dan Issel
1969.....Phil Argento
1968.....Cliff Berger
1967.....Louie Dampier
1966.....Tommy Kron

MOST ASSISTS

(Presented by the Committee of 101 in Memory of Claude Sullivan to the Varsity Leader in Assists)

1986.....Roger Harden (232)
1985.....Roger Harden (142)
1984.....Dicky Beal (133)
1983.....Dirk Minniefield (189)
1982.....Dirk Minniefield (188)
1981.....Dirk Minniefield (151)
1980.....Kyle Macy (163)
1979.....Kyle Macy (129)
1978.....Kyle Macy (178)
1977.....Larry Johnson (143)
1976.....Larry Johnson (98)
1975(tie).....Jimmy Dan Conner (106)
Mike Flynn (106)
1974.....Mike Flynn (83)
1973.....Jimmy Dan Conner (83)
1972.....Stan Key (89)
1971.....Larry Steele (93)
1970.....Mike Pratt (99)
1969.....Mike Casey (129)
1968.....Mike Pratt (82)
1967.....Pat Riley (68)
1966.....Larry Conley (100)

MOST REBOUNDS

(Given by First Security Bank)

1986.....Kenny Walker (276)
1985.....Kenny Walker (315)
1984.....Sam Bowie (313)
1983.....Melvin Turpin (195)
1982.....Melvin Turpin (212)
1981.....Sam Bowie (254)
1980.....Sam Bowie (276)
1979.....Lavon Williams (213)
1978.....Rick Robey (261)
1977.....Rick Robey (273)
1976.....Mike Phillips (295)
1975.....Rick Robey (214)
1974.....Bob Guyette (205)
1973.....Jim Andrews (348)
1972.....Jim Andrews (315)
1971.....Tom Payne (283)
1970.....Dan Issel (369)
1969.....Dan Issel (321)
1968.....Dan Issel (428)
1967.....Thad Jaracz (215)
1966.....Pat Riley (259)
1965.....John Adams

BEST DEFENSIVE PLAYER

(Presented by Central Kentucky News Co.)

1986 (tie).....Ed Davender
.....Winston Bennett
1985.....Winston Bennett
1984.....Kenny Walker
1983.....Dirk Minniefield
1982.....Dirk Minniefield
1981.....Dirk Minniefield
1980.....Dirk Minniefield
1979.....Truman Claytor
1978.....Truman Claytor
1977.....Larry Johnson
1976.....Larry Johnson
1975.....Mike Flynn
1974.....Larry Johnson
1973.....Mike Flynn

110 PERCENTER AWARD

(Presented by the Kiwanis Club of Lexington)

1986.....Winston Bennett
1985.....Kenny Walker
1984.....Winston Bennett
1983.....Charles Hurt, Jim Master
1982.....Dirk Minniefield
1981.....Chuck Verderber
1980.....Jay Shidler, Lavon Williams
1979.....Dwight Anderson, Lavon Williams
1978.....Dwane Casey
1977.....Larry Johnson
1976.....Reggie Warford
1975.....Larry Johnson
1974.....Jerry Hale
1973.....Ronnie Lyons
1972.....Larry Stamper
1971.....Larry Steele
1970.....Coach Adolph Rupp
1969.....Mike Pratt
1968.....Mike Casey
1967.....Brad Bounds
1966.....Larry Conley
1965.....Pat Riley
1964.....Larry Conley
1963.....Roy Roberts
1962.....Carrol Burchett

NAISMITH BASKETBALL HALL OF FAME

1982.....Frank Ramsey (Player)
1978.....Cliff Hagan (Player)
1969.....Adolph Rupp (Coach)

TENNESSEE CLUB SEC AWARDS

1970.....Dan Issel, Rebounder
1967.....Louie Dampier, Shooter
1968.....Cliff Berger, Academic
1967.....Pat Riley, Sportsmanship

SHIVELY MEMORIAL PLAQUE

(Presented by Notre Dame University in Memory of the late UK Athletic Director, Bernie Shively to the Most Valuable Player in Kentucky-Notre Dame Game)

1981.....Melvin Turpin (Kentucky)
John Paxson (Notre Dame)
1980.....Kelly Tripucka (Notre Dame)
1979.....Kyle Macy (Kentucky)
1978.....Dwight Anderson (Kentucky)
1977.....Kyle Macy (Kentucky)
1976.....Jack Givens (Kentucky)
1975.....Truman Claytor (Kentucky)
Adrian Dantley (Notre Dame)
1974.....Larry Johnson (Kentucky)
1973.....John Shumate (Notre Dame)
1972.....Jim Andrews (Kentucky)
1971.....Tom Parker (Kentucky)
1970.....Austin Carr (Notre Dame)
1969.....Mike Pratt (Kentucky)
1968.....Phil Argento (Kentucky)
1967.....Mike Casey (Kentucky)



Kyle Macy

WILDCAT LETTERMEN



John Adams



Jim Andrews



Scotty Baesler



Dicky Beal



Bret Bearup

A

Allan Abramson (Mgr.) (44)
John Adams (63,64,65)
Don Adkins (Mgr.) (74,75)
Earl Adkins (55,57,58)
Paul Adkins (21,22)
Marvin Akers (41,42,43)
Charles Alberts (25,26)
Charles Aleksinas (78)
Ermal Allen (40,41,42)
Ed Allin (45)
Carl Althaus (43)
H.M. Amoss (04)
Dwight Anderson (79)
Milerd Anderson (34,35,36)
Jim Andrews (71,72,73)
Paul Andrews (84,85,86)
Lee Andrus (03,04)
Phil Argento (67,68,69)
R.H. Arnett (04)
Jay Atkerson (Mgr.) (57,58,59)
Randy Azbill (Mgr.) (84,85)

B

H.A. Babb (Mgr.) (11)
Adrian Back (42)
Stanley Baer (05,06,07)
Scotty Baesler (62,63)
Mike Ballenger (82)
Richard C. Barbee (06,07,08,09)
Cliff Barker (47,48,49)
Bill Barlow (43)
B. Barnett (11,12,13)
Dale Barnstable (47,48,49,50)
Bobby Barton (Mgr.) (67)
Dicky Beal (81,82,83,84)
Ralph Beard (46,47,48,49)
Bret Bearup (81,83,84,85)
Ed Beck (56,57,58)
Cecil Bell (31)
Winston Bennett (84,85,86)
Cliff Berger (66,67,68)
Henry Besuden (26)
Bill Bibb (54)
Arthur Bicknell (40)
Doug Billips (Mgr.) (69,70)
Jerry Bird (54,55,56)
James Blackmon (84,85,86)
Crittenden Blair (34)
Harry Bliss (35)
Ralph Boren (24)
Brad Bounds (66,67)
Sam Bowie (80,81,84)
Bob Brannum (44,47)
D.P.Branson (05,06)
Wayne Breeden (Mgr.) (83)
John Brewer (55,56,57)
Leo Brewer (08)
Melvin Brewer (41,42,43)
G.C. Bridges (10)
Jake Bronston (30,31)
T.R. Bryant (05,06,07)
Nathanial Buis (44)
Carey Burchett (Mgr.) (34)
Carroll Burchett (60,61,62)
L.S. Burhham (19,20,22,23)
Bob Burrow (55,56)
Bill Busey (68)
Kirk Byars (Mgr.) (63)
Leroy Byrd (84,85,86)

C

Gerry Calvert (55,56,57)
George Campbell (Mgr.) (35)
Kenton Campbell (45,46)
Patrick Campbell (17,18)
Burgess Carey (25,26)
Ralph Carlisle (35,36,37)
Armiel Carman (Mgr.) (16)
Dwane Casey (76,77,78,79)
Mike Casey (68,69,71)
Billy Ray Cassady (56,57,58)
J.S. Chambers (Mgr.) (09)
Truman Claytor (76,77,78,79)
Steve Clevenger (66,67,68)
Marion Cluggish (38,39,40)
Bennie Coffman (59,60)
Sid Cohen (59,60)
Lincoln Collinsworth (56,57,58)
Carl Combs (40)
Cecil Combs (28,29,30)
Charles Combs (38)
Larry Conley (64,65,66)
Jimmy Dan Conner (73,74,75)
Joe Coons (05)
Fred Cowan (78,79,80,81)
Johnny Cox (57,58,59)
Hugh Coy (54)
John Crigler (56,57,58)
George Critz (64)
Larry Crosby (Mgr.) (65)
John S. Crosthwaite (10)
Albert Cummins (47)
Fred Curtis (37,38,39)

D

Louie Dampier (65,66,67)
Darrell Darby (31,32,33)
Howard Dardeen (59)
Ed Davender (85,86)
Berkley Davis (34)
Bruce Davis (36)
Mulford Davis (43,46,47)
Robert Davis (37)
William Davis (33,34)
Ted Deeken (62,63,64)
Claire Dees (27,28,29)
John DeMoisey (32,33,34)
Truit DeMoisey (44)
Harry Denham (39)
Jim Dinwiddie (6970,71)
J.A. Dishman (18,19)
A.L. Dolan (06)
Mike Dolan (Mgr.) (52,54)
Warfield Donohue (35,36,37)
H.H. Downing (08)
Pat Doyle (63)
Rick Drewitz (72,73,74)
Hunter Durham (Mgr.) (61,62)
James Durham (45)

E

Ray Edelman (72,73,74)
Leroy Edwards (35)
Russell Ellington (35,36)
Randy Embry (63,64,65)
Kenneth England (41,42)
Bill Evans (52,54,55)
William Evans (Mgr.) (42)
J.C. Everett (19,20)

F

H.L. Farmer (12,13)
Keith Farnsely (39,40,41)
J.B. Faulconer (Mgr.) (39)
Allen Feldhaus (60,61,62)
John Ferguson (Mgr.) (71)
Fred Fest (23)
Garrett Fitzpatrick (Mgr.) (41)
George Fletcher (Mgr.) (80,81)
Chigger Flynn (Mgr.) (56)
Mike Flynn (73,74,75)
Bob Fowler (76)
W.C. Fox (07,08,09)

G

J.H. Gaiser (10,11,12)
Gary Gamble (66,67,68)
Chris Gettelfinger (80,81)
Elmer Gilb (29)
Jack Givens (75,76,77,78)
Max Glickman (18)
James Goforth (35,36,37)
James Goodman (38,39)
Phil Grawemeyer (54,55,56)
Kevin Grevey (73,74,75)
William Griffin (Mgr.) (29)
Alex Groza (45,47,48,49)
George Gumbert (14,15,16)
Bob Guyette (73,74,75)
J. White Guyn (04)

H

Cliff Hagan (51,52,54)
Joseph Hagan (36,37,38)
Jerry Hale (73,74,75)
Dan Hall (75)
Roger Harden (83,84,85,86)
Philip Haring (Mgr.) (36,38)
Sam Harper (63,64)
Tom Harper (64)
Carson Harreld (Mgr.) (65,66)
W.C. Harrison (11,12)
D.W. Hart (11,12,16)
Merion Haskins (75,76,77)
Vernon Hatton (56,57,58)
Basil Hayden (20,21,22)
Elmo Head (37,38,39)



Larry Conley



Jimmy Dan Conner



Allen Feldhaus



Mike Flynn



Bob Guyette

WILDCAT LETTERMEN



Jerry Hale



Merion Haskins



Stan Key



Steve Lochmueller



Jim Master

Tom Heitz (80,82,83,84)
G. Foster Helm (25,27)
J.H. Herman (06)
Walter Hirsch (49,51)
Walter Hodge (37)
Joe Holland (46,47,48)
Joey Holland (76)
Kent Hollenbeck (70,71,72)
Derrick Hord (80,81,82,83)
Dick Howe (57,58)
Lee Huber (39,40,41)
C.T. Hughes (24,25)
Lowell Hughes (58,59)
Harry Hurd (62)
Charles Hurt (80,81,82,83)

I

Robert Y. Ireland (Mgr.) (16,17)
Charles Ishmael (63,64)
Dan Issel (68,69,70)

J

Ralph Jackowski (38)
Thad Jaracz (66,67,68)
Irvine Jeffries (28)
Cedric Jenkins (85,86)
Paul Jenkins (26,27,28)
Ned Jennings (59,60,61)
Herbert Jerome (34)
Ellis Johnson (31,32,33)
Larry Johnson (74,75,76,77)
Phil Johnson (56,58,59)
Walter Johnson (44)
Wallace Jones (46,47,48,49)
James Jordan (47,48)

K

. . . Kelly (05)
William P. Kemper (Mgr.) (05)
Ron Kennett (64)
Stan Key (70,71,72)
James King (40,41,42)
William King (21,22,24)
A.M. Kirby (07)
William Kleiser (32)
Edwin Knadler (27)
Howard Kreuter (32,33)
Tommy Kron (64,65,66)

L

Art Laib (68)
Ed Lander (43)
Bo Lanter (80,81,82)
Phil Latham (Trn.) (74,75)
Bob Lavin (20,21,22)
Dave Lawrence (33,34,35)
Roger Layne (51)
James Lee (75,76,77,78)
Ken Lehkamp (Mgr.) (56,57)
Jim LeMaster (66,67,68)
Larry Lentz (66)
Morris Levin (Mgr.) (31)
Garland,Lewis (34,35,36)
Bill Lickert (59,60,61)
James Line (47,48,49,50)
Shelby Linville (50,51,52)
Ercel Little (32)
Steve Lochmueller (73,74)
Robert Lock (85,86)
Ronnie Lyons (72,73,74)

M

Kyle Macy (78,79,80)
Richard Madison (85,86)
F.L. Marx (10,11)
B.G. Marsh (18)
Jim Master (81,82,83,84)
James Methewson (42)
Charles Maxson (Mgr.) (33)
Jack May (Mgr.) (35,36)
John McAdam (Mgr.) (70)
Paul McBrayer (28,29,30)
Bob McCowan (69,72)
Jim McDonald (60,61,62)
James McFarland (24,25,26)
Lawrence McGinnis (28,29,30)
Louis McGinnis (29,30,31)
James McIntosh (37)
Troy McKinley (82,83,84,85)
James McKinney (Mgr.) (36,37)
C.F. Meadors (12)
Hub Metry (Mgr.) (64,65)
Don Mills (58,59,60)
Ray Mills (55,56,57)
Terry Mills (69,70,71)
Stanley Milward (28,29,30)
Will Milward (24,25)
Dirk Minniefield (80,81,82,83)
Terry Mobley (63,64,65)
Gayle Mohney (26)
BobMoore (Mgr.) (50,51,52)
Ralph Morgan (13,14,15)
Tom Moseley (44)

N

Cotton Nash (62,63,64)
Alonzo Nelson (45)
Roger Newman (61)
C.M. Newton (51)
Tommy Nichols (36)
Paul Noel (43)
Randy Noll (70)

O

Dan Omlar (Mgr.) (64)
Bernard Opper (37,38,39)
Hays Owens (28,29,30)

P

Harold Park (Mgr.) (45)
James Park (14)
Clyde Parker (43)
Ed Parker (Mgr.) (19)
J. Ed Parker (45,46,47)
Tom Parker (70,71,72)
Jack Parkinson (44,45,46,48)
Dick Parsons (59,60,61)
Tom Payne (71)
Bart Peak (17)
Leonard Pearson (50)
Doug Pendygraft (62)
E.S. Penick (43)
Dan Perry (72)
George Perry (54)
Mike Phillips (75,76,77,78)
Frank Phipps (27)
Wayne Plummer (09)
Randy Pool (68,69)
Tommy Porter, (66,67,68)
Shelby Post (08,09)
Sam Potter (34)



KENTUCKY'S UNIQUE
SOFT DRINK
SALUTES
AMERICA'S
NUMBER ONE TEAM

WILDCAT LETTERMEN



Adrian Smith



G.J. Smith



Larry Stamper



Melvin Turpin



LaVon Williams

P (cont.)
William Poynz (21,23)
Mike Pratt (68,69,70)
R.C. Preston (11,12,13,14)
Linville Puckett (54)
Larry Pursiful (60,61,62)

R
Frank Ramsey (51,52,54)
Lloyd Ramsey (41,42)
Tripp Ramsey (Mgr.) (76,77)
Robert Reynolds (32)
A.T. Rice (23,24)
S.H. Ridgeway (20,21)
Carl Riefkin (23,24)
Pat Riley (65,66,67)
R.N. Roark (04)
Roy Roberts (62,63)
Rick Robey (75,76,77,78)
Al Robinson (59)
William "Doc" Rodes (17)
William Rodes (09,10)
Karl Rohs (25)
Don Rolfes (63)
Kenneth Rollins (43,47,48)
Van Buren Ropke (27)
Gayle Rose (52,54,55)
Harold Ross (56,57,58)
Ben Roth (Mgr.) (15)
Layton Rouse (38,39,40)
Willie Rouse (54)
Herky Rupp (62)

S
Forest Sale (31,32,33)
Charles Schrader (14,17)
Wilber Schu (44,45,46)
Herschel Scott (13,14,15)
Jim Server (15,16)
Evan Settle (33,34)
A.P. Shanklin (18)
Shelby Shanklin (08)
James Sharpe (27)
Jay Shidler (77,78,79,80)
Glenn Sims (Mgr.) (73)
George Skinner (33)
Bobby Slusher (59)
Adrian Smith (57,58)
Bill Smith (56,57,58)
G.J. Smith (73,74,75)
G.K. Smith (21,23)
Mark Soderberg (70)
Carey Spicer (29,30,31)
Bill Spivey (50,51)
Vncent Splane (42)
Carl Staker (40,41,42)
Larry Stamper (71,72,73)
Larry Steele (69,70,71)
Tim Stephens (77,78)
Gene Stewart (67)
Bobby Stilz (67)
C.P. St. John (04)
N. Stone (08)
John Stough (45,48)
Guy Strong (50)
William Sturgill (45,46)
Don Sullivan (Mgr.) (78,79)
Bill Surface (Mgr.) (55)

T
Bob Tallent (66)
Bob Taylor (35)
Alan Theobald (Mgr.) (68)
H.C. Thomas (18,19)
Irving Thomas (86)
Roger Thomas (Mgr.) (82,83)
Homer Thompson (37,38,39)
Tommy Thompson (Mgr.) (60)
Milton Ticco (41,42,43)
E.J. Tierney (35)
Clarence Tillman (79)
Jack Tingle (44,45,46,47)
Garland Townes (50)
Bill Trott (31)
Lou Tsioropoulos (51,52,54)
Jack Tucker (33,34,35)
Melvin Turpin (81,82,83,84)
Paul Turrell (35)
William P. Tuttle (12,13,14,15)

U
Lovell Underwood (24,25,26)

V
Arthur Vastin (18)
Chuck Verderber (79,80,81,82)
George Vulich (44,45)

U
J. Rice Walker (36,37,38)
Kenny Walker (83,84,85,86)
Reggie Warford (76)
L.B. Waters (05)
Robert Watson (50,51,52)
A.J. Weisenberger (11,13)
Wylie B. Wendt (06)
Leo Wenkley (Mgr.) (30)
Clint Wheeler (71)
Lucian Whitaker (50,51,52)
Waller White (40,41,42)
Don Whitehead (44)
E. Wiheling (21)
W.G. Wilkinson (23)
LaVon Williams (77,78,79,80)
Maury Wilson (06,07,08)
W.C. Wilson (13)
Phil Whitt (Trn.) (77)
Charles Worthington (31,32)
H.J. Wurtele (04)

Y
George Yates (30,31,33)
Humzey Yessin (Mgr.) (46,47,48,49)
Rudy Yessin (44)

Z
George Zerfoss (16,18)
Karl Zerfoss (13,15,16)
Tom Zerfoss (14)
Todd Ziegler (85,86)

A New Symbol Of Banking Excellence In South Central Kentucky

DIRECTORS
Charles T. Coffman
Clay Parker Davis
James F. Hawkins
Dr. Stephen B. Kelley
Odell Merrick
Cy Waddle
Richard E. Cooper
James E. Haney, Sr.
Charles R. Hembree
Herbert R. Ledford
Harold D. Rogers
William J. Wilson
(Consultant to the Board)

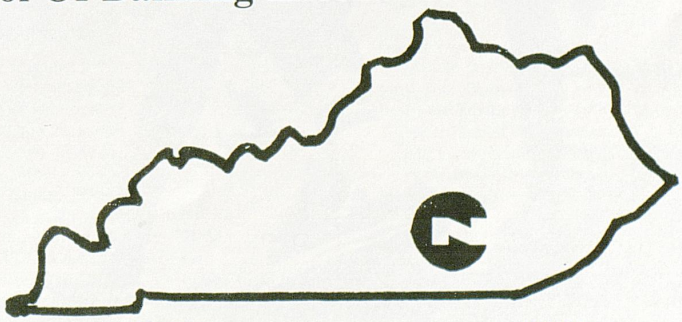

DOWNTOWN SOMERSET PLAZA
CITIZENS 27
BURNSIDE SOMERSET MALL

CITIZENS
SOMERSET, KY. 42501 NATIONAL BANK

OFFICERS
Clay Parker Davis, Pres. & C.E.O.
Charles T. Coffman, Exec. V.P.
Charles B. Farris, First V.P.
Donald E. Bloomer, Senior V.P. & Cashier
Fred R. Aker, Senior V.P.
Joseph A. Platt, Senior V.P.
Marjorie Y. Barrett, V.P.
Imadene S. Brinson, V.P.
Jerry Claunch, V.P.
Fayrene P. Gilliland, V.P.
Gertrude Turner, V.P.
Tom Beneke, Assistant V.P.
James R. Roberts, Assistant V.P.
Howard Thompson, Assistant V.P.
Louie R. Vanhook, Assistant V.P.
Norma Blevins, Asst. Cashier
Barbara Carlton, Asst. Cashier
Lisa Compton, Asst. Cashier
Lora Denney, Asst. Cashier
Vickie Hamlin, Asst. Cashier
Cindy D. Kerr, Asst. Cashier
Brenda Mathis, Asst. Cashier
Barbara Whitaker, Asst. Cashier
Mary L. Belcher, Auditor

Member F.D.I.C.

THE RECORDS



ALL-TIME KENTUCKY CAGE RECORDS

(Revised to Start of 1986-87 Season)

TEAM RECORDS

SEASON

Most Games Played — 39* in 1947-48
(REGULAR SEASON ONLY — 30* in 1946-47 and 1979-80)
Most Wins — 36 in 1947-48 (Won 36, Lost 3)
(REGULAR SEASON ONLY — 28* in 1947-48; Won 28, Lost 2)
(CONFERENCE PLAY ONLY — 17* in 1969-70)
Most Losses - 13 in 1926-27 (2-13), 1966-67 (13-13), 1973-74 (13-13) and 1984-85 (18-13)
(FULL SEASON — 20 OR MORE GAMES — 13 in 1966-67, 1973-74 and 1984-85)
(CONFERENCE PLAY ONLY — 10 in 1966-67 (8-10)
Fewest Wins — 1 in 1904-05 (Won 1, Lost 4)
(FULL SEASON — 20 OR MORE GAMES — 13 in 1966-67 and 1973-74)
Fewest Losses - 0 in 1911-12 (9-0) and 1953-54 (25-0)
Longest Win Streak — 25 in 1953-54 (Won 25, Lost 0)
(CONFERENCE PLAY ONLY — 14 in 1950-51, 1951-52, 1965-66, 1976-77. Including playoff game, Kentucky won 15 straight in 1953-54)
Most Consecutive Conference Wins, Conference Play - 51* (Jan. 28, 1950-Jan. 8, 1955)
Longest Losing Streak — 9 (Jan. 25 to Feb. 23, 1923)
(CONFERENCE PLAY ONLY — 4 in 1966-67 and 1973-74)
Most Points — 2858 in 31 games, 1974-75**
(REGULAR SEASON ONLY — 2523 in 28 games, 1970-71)
(CONFERENCE PLAY ONLY — 1728* in 18 games, 1970-71)
(MOST TIMES 100 OR MORE POINTS — 15 in 1970-71)
(TWO CONSECUTIVE GAMES — 244 vs. Georgia and Tennessee, 1956)
Fewest Points — 19 in 3 games, 1903
(FULL SEASON, 20 OR MORE GAMES — 538 in 22 games, 1924-25)
Greatest Average Scoring Margin — 27.2 in 25 games, 1953-54
(INCLUDING TOURNAMENT PLAY — 29.9 in 37 games, 1946-47)
(CONFERENCE PLAY ONLY — 35.9* in 14 games, 19-47)
Highest Scoring Average — 96.8* in 28 games, 1969-70
(REGULAR SEASON ONLY — 96.7 in 26 games, 1970-71)
(CONFERENCE PLAY ONLY — 96.0 in 18 games, 1970-71)
Lowest Scoring Average — 6.3 in 3 games, 1903
Best Winning Percentage — 1.000 in 1911-12 (9-0) and 1953-54 (25-0)
(CONFERENCE PLAY ONLY — 1.000 in 1932-33 (8-0) and 10 other years. Last 14-0 in 1953-54)
Worst Season Percentage — .187 on record 3-13 in 1926-27
(FULL SEASON — 20 OR MORE GAMES — .500 (13-13) in 1966-67 and 1973-74)
Most Field Goal Attemptss — 3465* in 39 games, 1947-48
(REGULAR SEASON ONLY — 2925*** in 33 games, 1947-48 [made 916])
Most Field Goals Made — 1197* in 31 games, 1974-75 (attempted 2412)
(CONFERENCE PLAY ONLY — 719* in 18 games, 1974-75)
Highest Field Goal Pct. — 55.6* in 31 games, 1982-83
(REGULAR SEASON ONLY — 55.5 in 28 games1982-83)
(CONFERENCE PLAY ONLY — 54.8 in 18 games, 1982-83)
Most Free Throws Attempted — 865 in 32 games, 1951-52
(CONFERENCE PLAY ONLY — 485* in 18 games, 1978-79)
Most Free Throws Made — 666 in 31 games, 1978-79
(CONFERENCE PLAY ONLY — 376* in 18 games, 1978-79)
Highest Free Throw Pct. — 77.6 in 31 games, 1978-79
(REGULAR SEASON ONLY — 78.1 in 26 games, 1978-79)
Most Personal Fouls — 767 in 31 games, 1974-75
Fewest Personal Fouls — 307 in 26 games, 1944-45
Most Points Allowed — 2434 in 31 games, 1974-75
(REGULAR SEASON ONLY — 2175 in 28 games, 1970-71)
Fewest Points Allowed — (9 game min.)-137 in 9 games, 1911-12
(CONFERENCE PLAY ONLY — 182* in 8 games, 1934-35)
Most Rebounds — 2109* in 34 games, 1950-51
(REGULAR SEASON ONLY — 1600 in 25 games, 1950-51)
Best Rebound Average — 64.6* in 25 games, 1953-54
Most Wins in Conference — 17* in 1969-70 and in 1985-86

SINGLE GAME

Most Points — 143* (Kentucky 143, Georgia 66, Feb. 27, 1956)
(CONFERENCE PLAY ONLY — Same)
(NON-CONFERENCE — 126 (Kentucky 126 vs. South Carolina 81, Dec. 10, 1979)
Most Points, Both Teams — 234 (Kentucky 118 vs. Northwestern 116 at Evanston, Dec. 10, 1966)
(CONFERENCE PLAY ONLY — 226 [Kentucky 121 vs. LSU 105, Feb. 21, 1970])
Most Points, Home Floor — 126 (Kentucky 126 vs. South Carolina 81, Dec. 10, 1979)
Most Points, Opponent's Floor — 121 (Kentucky 121 vs. LSU 66, Jan. 27, 1968; Kentucky 121 vs. LSU 105, Feb. 21, 1970)
Most Points, Neutral Court — 143 (Kentucky 143 vs. Georgia 66, Armory, Louisville, Feb. 27, 1956)
Most Points, One Half — 75 (Kentucky 75, Georgia 32, Feb. 27, 1956)
Fewest Points — 1 (Kentucky 1 vs. Kentucky U. 22, 1905)
Fewest Points Allowed — 0 (Kentucky 19, Cincinnati Christ Church 0 in 1913)
(SINCE 1935 — 6*** [Kentucky 75, Arkansas State 6 in 1945])
Fewest Points, One Half (Modern) — 5 (Notre Dame 11, Kentucky 5 in second half, Dec. 2, 1981, Louisville)
Fewest Points, Both Teams — 17 (State College 5 vs. Kentucky U. 12 in 1904)
Biggest Victory Margin — 77* (Kentucky 143 vs. Georgia 66, Feb. 27, 1956)
Smallest Victory Margin — 47 One-Point Wins (Last 58-57, Miss. State (H), Jan. 16, 1985)
Worst Defeat — 70 (Kentucky 17 vs. Centre 87, (A) Jan. 28, 1910)
(MODERN RECORD — 39 (CCNY 89, Kentucky 50, NIT, March 14, 1950)
Smallest Margin of Defeat — 34 One-Point Losses (Last 55-54, Duke (H-NCAA), Mar. 13, 1980
Most Points in Losing Game — 100 vs. Jacksonville, 106 (NCAA), March 14, 1970
Most FG Attempted — 125* against Indiana Central, Nov. 29, 1947 (SEC Non-Conference Record); Mississippi, Feb. 8, 1954
(CONFERENCE ONLY — 125* against Mississippi, Feb. 8, 1964)
Most FGA, Both Teams — 209 (Kentucky 125 vs. Mississippi 84, Feb. 8, 1964)
Fewest FG Attempted — 17 vs. Notre Dame, Dec. 29, 1981
Fewest FGA, One Half — 5 (second half) vs. Notre Dame, Dec. 29, 1981
Most FG Scored — 60* against Georgia, Feb. 27, 1956
Fewest FG Scored — 1 vs. Maryland, Jan. 19, 1928
Most FG Scored, Both Teams — 96 (UK 50 vs. Northwestern 46, Dec. 10, 1966 and UK 50 vs. Austin Peay 46, Mar. 15, 1973)
(CONFERENCE PLAY ONLY — 90 [UK 52, vs. LSU 38, Jan. 27, 1968])
Best Field Goal Pct. — 76.5* vs. Notre Dame, Dec. 29, 1981, Louisville
(CONFERENCE PLAY ONLY — 72.2 vs. Mississippi State (A), Feb. 15, 1986)
(FIRST HALF — 78.6 vs. Missssippi, Jan. 12, 1981)
(SECOND HALF — 87.5 (14-16) vs. Alabama (A), Feb. 9, 1980)
Lowest Field Goal Pct. — 12.1 vs. Maryland (A), Jan. 19, 1928
MODERN RECORD — 16.3 vs. Ga. Tech (A), Jan. 26, 1960)
Most Free Throws Attempted — 56* vs. Miss. State, Feb. 12, 1979 (made 40)
Fewest Free Throws Attempted — 1 vs. Georgia (H) Feb. 8, 1975; Tennessee (A) Jan. 5, 1980 and Auburn (N) March 10, 1984
Most Free Throws Made — 46* vs. Vanderbilt (A) Jan. 7, 1963 (53 attempts)
Best Free Throw Pct. — 1.000* (19 of 19 vs. Mississippi State (A) Jan. 10, 1983; 14-of-14 vs. Duke, March 3, 1930, 11-of-11 vs. Alabama, Feb. 1, 1934 and vs. Vanderbilt, Mar. 2, 1974; 9-of-9 vs. Mississippi, Jan. 4, 1969; 6-of-6 vs. Alabama, Mar. 4, 1982; 2-of-2 vs. Middle Tennessee, Mar. 11, 1982)
Most Rebounds — 108*** vs. Mississippi (H), Feb. 8, 1964
Most Personal Fouls — 41* vs. Ohio U., Jan. 12, 1948
(CONFERENCE PLAY ONLY — 37* vs. Auburn, Feb. 27, 1954)
Most PF's Both Teams — 75 (Kentucky 32, LaSalle 43, Dec. 3, 1979)
(CONFERENCE PLAY ONLY — 71* [Kentucky 37 vs. Auburn 34, Feb. 27, 1954])
Fewest PF's, Both Teams — 17 (Kentucky 7 vs. SMU 10, Dec. 21, 1956)

* Also Southeastern Conference Record
** The 1965-66 Wildcat team scored 2950 points in 25 regular-season games, four NCAA and five International Universities Tournament games.
*** Also recognized as National Record

ALL-TIME KENTUCKY CAGE RECORDS

INDIVIDUAL RECORDS

SEASON

Most Games Played — 39 by Alex Groza and Kenneth Rollins, 1947-48

Most Points — 948 by Dan Issel in 28 games, 1969-70
(REGULAR SEASON ONLY — 876 by Dan Issel in 26 games, 1969-70)
(CONFERENCE PLAY ONLY — 612 by Dan Issel in 18 games, 1969-70)
(SOPH. YEAR — 608 by Cotton Nash in games, 1961-62)

Highest Scoring Avg. — 33.9 by Dan Issel in 28 games, 1969 70
(REGULAR SEASON ONLY — 33.7 by Dan Issel in 26 games, 1969-70)
(CONFERENCE PLAY ONLY — 34.0 by Dan Issel in 18 games, 1969-70)
(SOPH. YEAR — 23.4 by Cotton Nash in 1961-62)

Most Rebounds — 567* by Bill Spivey in 34 games, 1950-51
(REGULAR SEASON ONLY — 447 by Bill Spivey in 25 games, 1950-51)
(CONFERENCE PLAY ONLY — 250 by Cliff Hagan in 14 games, 1951-52)

Most FG Attempts — 667 by Dan Issel in 28 games, 1969-70
(REGULAR SEASON ONLY — 614 Dan Issel in 28 games, 1969-70)
(CONFERENCE PLAY ONLY — 433 by Dan Issel in 18 games, 1969-70)

Most Field Goals Made — 369 by Dan Issel in 28 games, 1969-70
(REGULAR SEASON ONLY — 339 by Dan Issel in 26 games, 1969-70)
(CONFERENCE PLAY ONLY — 239 by Dan Issel in 18 games, 1969-70)

Most Free Throws Attempted — 284 by Kenny Walker n 31 games, 1984-85
(REGULAR SEASON ONLY — 259 by Dan Issel in 26 games, (1969-70)
(CONFERENCE PLAY ONLY — 182 by Kenny Walker in 18 games, 1984-85)

Most Free Throws Made — 218 by Kenny Walker in 31 games, 1984-85
(REGULAR SEASON ONLY — 198 by Dan Issel in 26 games, 1969-70)
(CONFERENCE PLAY ONLY — 134 by Dan Issel in 18 games, 1969-70)
(CONSECUTIVE — 40 in 10 games by Jim Master in 1981-82)

Highest Field Goal Pct. — 63.5 by Rick Robey in 32 games, 1977-78)
(REGULAR SEASON ONLY — 63.8 by Charles Hurt in 27 games, 1982-83)
(CONFERENCE PLAY ONLY — 64.7 by Rick Robey in 18 games, 1977-78)

Highest Free Throw Pct. — 91.8 by Larry Steele in 23 games (45-49), 1969-70
(REGULAR SEASON ONLY — 92.2 by Kyle Macy in 30 games, (94-101), 1979-80)
(CONFERENCE PLAY ONLY — 92.0 by Jim Master in 18 games (69-75), 1981-82)

Most Assists — 232 by Roger Harden in 36 games, 1985-86

SINGLE GAME

Most Points — 53 by Dan Issel (Against Mississippi at Oxford, Feb. 7, 1970)

Most Field Goals Attempted — 42 by Bill Spivey (Against Ga. Tech., Feb. 18, 1950. Made 16)

Most Field Goals Made — 23 by Dan Issel (Against Mississippi at Oxford, Feb. 7, 1970)

Consecutive Free Throws Made — 16* by Cliff Hagan (Against Mississippi, Jan. 2, 1952)

Highest Field Goal Percentage (Min. 10 Made) — 1.000 by Kenny Walker (11 of 11) against Western Kentucky (NCAA) Mar. 16, 1986

Highest Free Throw Percentage (Min. 10 Made) — 1.000 by Louie Dampier (13 of 13 against Florida, Jan. 30, 1965, and 14 of 14 against Oregon State, Dec. 22, 1966) 11 other players have 15 — 1.000 performances. (Min. 15 made) — .944 (17 of 18) by Cliff Hagan against Mississippi, Jan. 2, 1952)

Most Rebounds — 34* (SEC Non-conference record) by Bob Burrow (Against Temple, (Il) Dec. 10,1955)
(CONFERENCE PLAY ONLY — 30 by Cotton Nash; Against Mississippi (H) Feb. 8, 1964)

Longest Field Goal Made — 63 feet, 7½ inches by Cliff Barker (Against Vanderbilt, Feb. 26, 1949 in Alumni Gym). (Other long shots on record include 60-footer by Bo Lanter against Miss. St. in 1981-82; 53 ft. 9½ in. by Ralph Beard against Tennessee in 1947-48; 53 ft. 6 in. by Linville Puckett against Miss. State in 1953-54; 48 ft. 2¼ in. by Red Hagan against Marquette in 1937-38); and 47-footer by Vernon Hatton against Temple on Dec. 7, 1957 which gave UK a dramatic 3 overtime win, 85-83.

Most Assists — 14 by Dirk Minniefield vs. Villanova (H), Dec. 4, 1982 and Dicky Beal vs. Brigham Young (N), Mar. 17, 1984

INDIVIDUAL CAREER RECORDS VARSITY PLAY

Most Points — 2138 by Dan Issel in 83 games, 1968-70
(CONFERENCE PLAY ONLY — 1399 by Dan Issel in 54 games, 1968-70)

Highest Scoring Average — 25.7 by Dan Issel, 1968-70
(CONFERENCE PLAY ONLY— 25.9 by Dan Issel in 54 games, 1969-70)

Most Games Played — 139 by Ralph Beard, 1945-49
(CONFERENCE PLAY ONLY — 72 by Kenny Walker, 1983-86)

Most Consecutive Games Started — 120 by Alex Groza, Nov. 28, 1946 to March 26, 1949
(CONFERENCE PLAY ONLY — 54 by Dan Issel and Mike Pratt, 1968-70; Jack Givens, 1975-78)

Most Field Goals Attempted — 1638 by Jack Givens, 1975-78
(CONFERENCE PLAY ONLY — 1059 by Dan Issel, 1968-70)

Most Field Goals Made — 843 by Jack Givens in 123 games, 1975-78
(CONFERENCE PLAY ONLY — 546 by Dan Issel in 54 games, 1968-70)

Highest FG Pct. — 59.3 by Charles Hurt in 124 games, 1980-83
(CONFERENCE PLAY ONLY — 60.8 by Melvin Turpin in 72 games, 1980-84)

Most Free Throws Attempted — 733 By Kenny Walker in 132 games, 1983-86
(CONFERENCE PLAY ONLY — 405 by Dan Issel in 54 games, 1968-70)

Most Free Throws Made — 550 by Kenny Walker in 132 games, 1983-86
(CONFERENCE PLAY ONLY — 307 by Dan Issel in 54 games, 1968-70)

Highest FT Pct. — 89.0 by Kyle Macy in 98 games (331-372), 1978-80
(CONFERENCE PLAY ONLY — 88.2 by Kyle Macy (224-254) in 61 games, 1978-80)

Most Rebounds — 1078 by Dan Issel in 83 games, 1968-70
(No Rebounds kept prior to 1950-51)
(CONFERENCE PLAY ONLY — 685 by Dan Issel in 54 games, 1968-70)

Best Rebound Average — 16.1 by Bob Burrow in 51 games, 1955-56

Most Assists — 646 by Dirk Minniefield in 123 games, 1981-83

Most Personal Fouls — 344 by Mike Phillips, 1975-78 (Four Seasons)
(For 3 Seasons — 294 by Pat Riley, 1965-67)

NCAA TOURNAMENT RECORDS

Most Appearances — 31*** (1942, 1945, 1948, 1949, 1951, 1952, 1955, 1956, 1 957, 1958, 1959, 1961, 1962, 1964, 1966, 1968, 19, 1970, 1971, 1972, 1973, 1975, 1 977, 1978, 1980, 1981, 1982, 1983, 1984, 1985, 1986)

Most Games — 81* (All-time NCAA record is 53-28)

MISCELLANEOUS RECORDS

Season Opener Consecutive Wins — 35
(Kentucky lost first opening game since 1926 in defeat by Va. Tech., Dec. 1, 1962)

Consecutive Home Floor Wins — 129*** (Jan. 4, 1943 to Jan. 8, 1955)
(First 84 wins in Alumni Gym, remainder in Memorial Coliseum)
Ended by Georgia Tech, 59-58)
(CONFERENCE PLAY ONLY — 70 from Jan. 21, 1939 to Jan. 8, 1955)
(OVERALL SINCE 1943, Kentucky has been defeated on its home floor only 44 times)
(MOST LOSSES AT HOME ONE SEASON — 7 in 1966-67)

Longest Winning Streak — 32 (Dec. 5, 1953 to Jan. 8, 1955)

Consecutive Conference Wins — 51* (Jan. 28, 1950 to Jan. 8, 1955)
(Excludes tournament and non-SEC games)

Consecutive SEC Losses — 4 in 1966-67 and 1973-74 (Lost 3 in row only 13 times, 2 in row only 18 times)

Most SEC Champions — 36***
(12 Titles won in tournament play. Title determined by regular season play since 1951. Tied LSU 1935 and 1954, Miss. State 1962, Tennessee 1972, Alabama 1975, Tennessee 1977, Tennessee 1982)

Consecutive SEC Championships — 9*
(Kentucky held SEC title continuously from 1944 to 1953 when Wildcats were out of competition. The 1952 title represented UK's 6th straight regular season titile and 12th win of season race since SEC organized in 1933.)

* Also Southeastern Conference Record
*** Also recognized as National Record

ALL-TIME KENTUCKY CAGE RECORDS

Consecutive Winning Seasons — 37 — 1928-29 through 1965-66
Consecutive Non-Losing Seasons — 58 — 1928-29 to present
Attendance Highs —
ONE GAME — 38,471 (UK vs. Georgetown (NCAA) Mar. 31, 1984, Seattle
REGULAR SEASON GAME — 24,203 (UK vs. Indiana (H) Dec. 7, 1986)
HOME GAME — 24,203 (UK vs. Indiana (H) Dec. 7, 1986)
TWO CONSECUTIVE GAMES — 48,196 in 1983 UKIT (24,098 each session)
COMPLETE SEASON — 633,618 in 34 games, 1983-84
HOME SEASON — 407,290 in 18 games, 1985-86
HOME AVERAGE — 23,785 (356,776 in 15 Games) 1982-83
Last Overtime Game — Feb. 2, 1985 (UK 49, Auburn 47) (A)
(LAST DOUBLE OVERTIME GAME — Jan. 31, 1981 (UK 71, Georgia 68) (A)
(LAST THREE-OVERTIME GAME — Dec. 7, 1957 (UK 8 5, Temple 83)
Most Overtime Games — Season-Five, 1979 (Won 2, Lost 3)
Overtime All-Time Record — Won 27, Lost 23
Most Players on All-Tournament Team — 5 (1947 All-SEC and 1965 UK Invitational)

HIGHS AND LOWS BY OPPONENTS
(Modern — Since 1930)
Individual — Single Game

Most Points — 64 Pete Maravich (LSU) Feb. 21, 1970 at Baton Rouge
Most Rebounds — 30 Jerry Lucas (Ohio State) March 18, 1961 (NCAA)
Most Field Goals — 23 Pete Maravich (LSU) Feb. 21, 1970 at Baton Rouge
Most Free Throws Made — 17 Pete Maravich (LSU) (22 FTA) Feb. 21, 1970 at Baton Rouge
Most FG Attempted — 53 Pete Maravich (LSU) Feb. 22, 1969
Most FT Attempted — 22 Pete Maravich (LSU) Feb. 21, 1970 at Baton Rouge

TEAM — SINGLE GAME

Most Points — 116 Northwestern (UK 118) Dec. 10, 1966
CONFERENCE ONLY — 110 Vanderbilt, UK 94, March 4, 1967)
Fewest Points — 6 Arkansas State (Kentucky 75) Jan. 8, 1945
(ALL-TIME RECORD — 5 Tennessee 1910, Centre 1916, Ky. Wesleyan 1919)
Biggest Victory Margin — 39 CCNY 89, Kentucky 50 in NIT, Mar. 14, 1950
(ALL-TIME RECORD) — 70 Centre 87, Kentucky 17 in 1910)
Smallest Victory Margin — 1 Vanderbilt 32, Kentucky 31, Feb. 20, 1932
(31 One-Point Losses since 1930. All-Time, 38 losses) Last (Duke 55, UK 54 (H) (NCAA) Mar. 13, 1980)
Most Rebounds — 81 Notre Dame, Dec. 29, 1964
(Rebounds not recorded prior to 1951)
Most Field Goals — 51 Notre Dame (109 Attempts) Dec. 29, 1964
ALL TIME RECORD — Same
Fewest Field Goals — 2*** Arkansas State Jan. 8, 1945
Most FG Attempted — 109 Notre Dame (Made 51) Dec. 29, 1964
(Field Goal Attempts Not Recorded Prior to 1947)
Most FT Attempted — 53 Tennessee (Made 33) Mar. 3, 1956
(ALL-TIME RECORD — Same)
Fewest Free Throws Missed — 0 LSU (made 10), Mar 7, 1986. Georgia Tech (Made 5) Jan. 21, 1946, Georgia (Made 6) Feb. 19, 1973, and East Tenn. St. (Made 2) Dec. 21, 1984
Best FT Shooting Percentage — (Minimum 15 FTA) 91.7 (22 of 24) by Notre Dame (N), Jan. 14, 1939, 91.7 (33 of 36) by North Carolina (NCAA), Mar. 19, 1977
Best FG Shooting Pct. — 69.2 by Miss. State, Feb. 12, 1962, at Lexington
(FIRST HALF — 75 by Georgia (H) Jan. 11, 1971 and Mississippi (H) Jan. 12, 1981)
(SECOND HALF — 87.5*** by Miss. State (H) Feb. 12, 1962)
Lowest FG Shooting Percentage — 24.1 Notre Dame, Feb 14, 1959
(Shooting Percentages Not Recorded Prior to 1947)
Most Personal Fouls — 43 LaSalle, Dec. 2, 1978

ALL-TIME LEADING SCORERS
VARSITY CAREER
(The 1,000 Point Club)

Player — Pos.	Years	Points	Games	Average
1. Dan Issel (C)....3	(1968-70)	2,138	83	25.7
2. Kenny Walker (F)....4	(1983-86)	2,080	132	15.8
3. Jack Givens (F)....4	(1975-78)	2,038	123	16.6
4. Kevin Grevey (F)....3	(1973-75)	1,801	84	21.4
5. Cotton Nash (C-F)....3	(1962-64)	1,770	•78	22.69
6. Alex Groza (C)....4	(1945-47,49)	1,744	120	14.4
7. Louie Dampier (G)....3	(1965-67)	1,575	80	19.7
8. Mike Casey (G)....3	(1968-69-70)	1,535	82	18.7
9. Ralph Beard (G)....4	(1946-49)	1,517	139	10.8
10. Melvin Turpin (C)....4	(1981-84)	1,509	123	12.3
11. Cliff Hagan (C)....3	(1951-52,54)	1,475	77	19.2
12. Pat Riley (F)....3	(1965-67)	1,464	80	18.3
13. Johnny Cox (F)....3	(1957-59)	1,461	84	17.3
14. Kyle Macy (G)....3	(1978-80)	1,411	98	14.4
15. Rick Robey (F-C)....4	(1975-78)	1,395	105	13.3
16. Mike Phillips (C)....4	(1975-78)	1,367	120	11.4
17. Mike Pratt (F)....3	(1968-70)	1,359	81	16.8
18. Frank Ramsey (G)....3	(1951-52,54)	1,344	91	14.7
19. Jim Andrews (C)....3	(1971-73)	1,320	80	16.5
20. Sam Bowie (C-F)....3	(1980-81-84)	1,285	86	14.7
21. Jim Master (G)....4	(1981-84)	1,283	121	10.6
22. Tom Parker (F)....3	(1970-72)	1,238	80	15.5
23. Bill Spivey (C)....2	(1950-51)	1,231	31	9.2
24. Derrick Hord (F)....4	(1979-83)	1,220	124	9.3
25. Vernon Hatton (G)....3	(1956-58)	1,154	76	15.1
26. Wallace Jones (F)....4	(1946-49)	1,151	*98	-
27. Bill Lickert (F-G)....3	(1959-61)	1,076	73	14.7
28. Dirk Minniefield (G)....4	(1979-83)	1,069	123	8.7
29. Jim Line (F).... 4	(1947-50)	1,041	*100	-
30. Bob Burrow (C)....2	(1955-56)	‹1,023	51	20.0
31. Jimmy Dan Conner (F-G)....3	(1973-75)	1,009	85	11.9
32. Bobby Watson (G) 3	(1950-52)	1,001	96	10.4

* No record for number of games played in 1947.
• Achieved membership in club earliest of any Wildcat, hitting 1,000th point in the 19th game of junior year.
‹ Kentucky career totals only. Junior College of 2,191 points not included


DAN ISSEL


KEVIN GREVEY


JACK GIVENS


KENNY WALKER

ALL-TIME KENTUCKY CAGE RECORDS

FREE THROW PERCENTAGE LEADERS

(Minimum 2 FTA per team game)

1950-51	Shelby Linville	75.7
1951-52	Cliff Hagan	69.7
1953-54	Bill Evans	77.8
1954-55	Bill Evans	74.3
1955-56	Vernon Hatton	66.7
	Bob Burrow	66.7
1956-57	Johnny Cox	76.6
1957-58	Don Mills	82.7
1958-59	Vernon Hatton	77.7
1959-60	Bennie Coffman	88.1
1960-61	Larry Pursiful	83.8
1961-62	Larry Pursiful	81.6
1962-63	Scotty Baesler	85.5
1963-64	Terry Mobley	76.7
1964-65	Louie Dampier	84.0
1965-66	Tommy Kron	85.1
1966-67	Louie Dampier	83.1
1967-68	Mike Casey	82.3
1968-69	Dan Issel	75.9
1969-70	Dan Issel	76.4
1970-71	Kent Hollenbeck	88.2
1971-72	Ronnie Lyons	87.5
1972-73	Mke Flynn	73.3
1973-74	Kevin Grevey	83.0
1974-75	Rick Robey	81.0
1975-76	Jack Givens	82.9
1976-77	Jack Givens	83.2
1977-78	Kyle Macy	89.2
1978-79	Kyle Macy	86.8
1979-80	Kyle Macy	91.2
1980-81	Dirk Minniefield	87.3
1981-82	Jim Master	89.6
1982-83	Derrick Hord	82.3
1983-84	Jim Master	81.1
1984-85	Kenny Walker	76.8
1985-86	Ed Davender	79.4

FIELD GOAL PERCENTAGE LEADERS

(Minimum 5 FGA per team game)

1950-51	Bill Spivey	39.9
1951-52	Cliff Hagan	41.7
1953-54	Cliff Hagan	45.5
1954-55	Bob Burrow	41.9
1955-56	Vernon Hatton	49.4
1956-57	Vernon Hatton	43.9
1957-58	Vernon Hatton	41.9
1958-59	Bennie Coffman	50.9
1959-60	Bill Lickert	40.1
1960-61	Bill Lickert	42.0
1961-62	Larry Pursiful	51.0
1962-63	Don Rolfes	50.7
1963-64	Larry Conley	49.3
1964-65	Louie Dampier	51.2
1965-66	Louie Dampier	51.6
1966-67	Cliff Berger	55.6
1967-68	Mike Casey	48.9
1968-69	Mike Pratt	53.9
1969-70	Dan Issel	55.3
1970-71	Kent Hollenbeck	53.3
1971-72	Jim Andrews	57.7
1972-73	Jim Andrews	56.0
1973-74	Bob Guyette	55.7
1974-75	Rick Robey	54.4
1975-76	Mike Phillips	54.2
1976-77	Rick Robey	57.3
1977-78	Rick Robey	63.5
1978-79	LaVon Williams	54.3
1979-80	Sam Bowie	53.1
1980-81	Dirk Minniefield	55.4
1981-82	Melvin Turpin	58.2
1982-83	Charles Hurt	63.0
1983-84	Melvin Turpin	59.3
1984-85	Kenny Walker	55.9
1985-86	Kenny Walker	58.2

REBOUNDING LEADERS

1950-51	Bill Spivey	567-17.2
1951-52	Cliff Hagan	528-16.5
1953-54	Cliff Hagan	338-13.5
1954-55	Bob Burrow	459-17.7
1955-56	Bob Burrow	364-14.6
195657	Ed Beck	380-14.0
1957-58	Johnny Cox	365-12.6
1958-59	Johnny Cox	329-12.2
1959-60	Don Mills	323-12.9
1960-61	Roger Newman	265- 9.5
1961-62	Cotton Nash	345-13.2
1962-63	Cotton Nash	300-12.0
1963-64	Cotton Nash	317-11.7
1964-65	John Adams	214- 8.6
1965-66	Pat Riley	259- 8.9
1966-67	Thad Jaracz	215- 8.3
1967-68	Dan Issel	328-12.1
1968-69	Dan Issel	381-13.6
1969-70	Dan Issel	369-13.2
1970-71	Tom Payne	283-10.1
1971-72	Jim Andrews	315-11.3
1972-73	Jim Andrews	348-12.4
1973-74	Bob Guyette	205- 7.9
1974-75	Rick Robey	214- 6.9
1975-76	Mike Phillips	295- 9.8
1976-77	Rick Robey	273- 9.1
1977-78	Rick Robey	261- 8.2
1978-79	LaVon Williams	213- 6.9
1979-80	Sam Bowie	276- 8.1
1980-81	Sam Bowie	254- 9.1
1981-82	Melvin Turpin	212- 7.1
1982-83	Melvin Turpin	195- 6.3
19884	Sam Bowie	313- 9.2
1984-85	Kenny Walker	315-10.2
1985-86	Kenny Walker	276- 7.7

SCORING LEADERS

1945-46	Jack Parkinson	339- 11.3
1946-47	Alex Groza	393- 10.6
1947-48	Ralph Beard	476-12.52
	(Alex Groza)	(488-12.51)
1948-49	Alex Groza	698- 20.5
1949-50	Bill Spivey	578- 19.3
1950-51	Bill Spivey	635- 19.2
1951-52	Cliff Hagan	692- 21.6
1953-54	Cliff Hagan	600- 24.0
1954-55	Bob Burrow	495- 19.0
1955-56	Bob Burrow	528- 21.1
1956-57	Johnny Cox	544- 19.4
1957-58	Vernon Hatton	496- 17.1
1958-59	Johnny Cox	485- 17.9
1959-60	Bill Lickert	288- 14.4
1960-61	Bill Lickert	450- 16.0
1961-62	Cotton Nash	608- 23.4
1962-63	Cotton Nash	514- 20.6
1963-64	Cotton Nash	648- 24.0
1964-65	Louie Dampier	426- 17.0
1965-66	Pat Riley	637- 21.9
1966-67	Louie Dampier	537- 20.6
1967-68	Mike Casey	541- 20.1
1968-69	Dan Issel	746- 26.6
1969-70	Dan Issel	948- 33.9
1970-71	Tom Parker	492- 17.6
1971-72	Jim Andrews	602- 21.5
1972-73	Jim Andrews	562- 20.1
1973-74	Kevin Grevey	547- 21.9
1974-75	Kevin Grevey	730- 23.6
1975-76	Jack Givens	602- 20.1
1976-77	Jack Givens	566- 18.9
1977-78	Jack Givens	578- 18.1
1978-79	Kyle Macy	470- 15.2
1979-80	Kyle Macy	540- 15.4
1980-81	Sam Bowie	488- 17.4
1981-82	Derrick Hord	490- 16.3
1982-83	Melvin Turpin	468- 15.1
1983-84	Melvin Turpin	518- 15.2
1984-85	Kenny Walker	710- 22.9
1985-86	Kenny Walker	721- 20.0

ALL-TIME STATISTICAL LEADERS

WILDCAT STATISTICAL LEADERS

Editor's Note: Extensive research was conducted last spring and summer to compile the following listings. As always, we welcome any corrections or additions.

Note: Years indicated are the second half of a school year. For example, if year listed is 1970, that refers to the 1969-70 season.

POINTS SCORED

Game: 53 - Dan Issel, UK vs. Ole Miss 1970
51 - Cliff Hagan, UK vs. Temple 1954
51 - Dan Issel, UK vs. LSU 1970
50 - Bob Burrow, UK vs. LSU 1956
47 - Dan Issel, UK vs. Alabama 1970
42 - Cliff Hagan, UK vs. Tennessee 1952
42 - Louie Dampier, UK vs. Vanderbilt 1966
42 - Dan Issel, UK vs. Auburn 1970
42 - Melvin Turpin, UK vs. Tennessee 1983
41 - Dan Issel, UK vs. North Carolina 1970
41 - Jack Givens, UK vs. Duke 1978
40 - Louie Dampier, UK vs. Illinois 1967
40 - Dan Issel, UK vs. Georgia 1970
40 - Dan Issel, UK vs. Navy 1970
40 - Kevin Grevey, UK vs. Georgia 1973
40 - Bill Spivey, UK vs. Georgia Tech 1950
40 - Bill Spivey, UK vs. Xavier 1951

Season: 948 - Dan Issel 1970
746 - Dan Issel 1969
730 - Kevin Grevey 1975
721 - Kenny Walker 1986
710 - Kenny Walker 1985
698 - Alex Groza 1949
692 - Cliff Hagan 1952
648 - Cotton Nash 1964
635 - Bill Spivey 1951
608 - Cotton Nash 1962

Career: 2,138 - Dan Issel 1968-70
2,080 - Kenny Walker 1983-86
2,038 - Jack Givens 1975-78
1,801 - Kevin Grevey 1973-75
1,770 - Cotton Nash 1962-64
1,744 - Alex Groza 1945-47,49
1,575 - Louie Dampier 1965-67
1,535 - Mike Casey 1968-70
1,517 - Ralph Beard 1946-49
1,509 - Melvin Turpin 1981-84

POINTS PER GAME

Season: 33.9 - Dan Issel (948 in 28 games) 1970
26.6 - Dan Issel (746 in 28 games) 1969
24.0 - Cliff Hagan (600 in 25 games) 1954
24.0 - Cotton Nash (648 in 27 games) 1964
23.6 - Kevin Grevey (730 in 31 games) 1975
23.4 - Cotton Nash (608 in 26 games) 1962
22.9 - Kenny Walker (710 in 31 games) 1985
21.9 - Pat Riley (637 in 29 games) 1966
21.9 - Kevin Grevey (547 in 25 games) 1974
21.6 - Cliff Hagan (692 in 32 games) 1952

Career: 25.8 - Dan Issel (2,138 in 83 games) 1968-70
22.7 - Cotton Nash (1,770 in 78 games) 1962-64
21.4 - Kevin Grevey (1,801 in 84 games) 1973-75
20.1 - Bob Burrow (1,023 in 51 games) 1955-56
19.7 - Louie Dampier (1,575 in 80 games) 1965-67
19.3 - Bill Spivey (1,213 in 63 games) 1950-51
19.2 - Cliff Hagan (1,475 in 77 games) 1951-52,54
18.7 - Mike Casey (1,535 in 82 games) 1968-70
18.3 - Pat Riley (1,464 in 80 games) 1965-67
17.3 - Johnny Cox (1,461 in 84 games) 1957-59

FIELD GOALS MADE

Season: 369 - Dan Issel (667 atts.) 1970
303 - Kevin Grevey (592 atts.) 1975
285 - Dan Issel (534 atts.) 1969
265 - Pat Riley (514 atts.) 1966
264 - Cliff Hagan (633 atts.) 1952
260 - Kenny Walker (447 atts.) 1986
259 - Alex Groza (612 atts.) 1949
252 - Bill Spivey (632 atts.) 1951
248 - Cotton Nash (588 atts.) 1964
246 - Kenny Walker (440 atts.) 1985

Career: 843 - Jack Givens (1,638 atts.) 1975-78
825 - Dan Issel (1,591 atts.) 1968-70
771 - Kevin Grevey (1,490 atts.) 1973-75
765 - Kenny Walker (1,339 atts.) 1983-86
647 - Mike Casey (1,341 atts.) 1968-69,71
645 - Cotton Nash (1,548 atts.) 1962-64
639 - Louie Dampier (1,259 atts.) 1965-67
626 - Melvin Turpin (1,059 atts.) 1981-84
605 - Alex Groza (1,514 atts.) 1947-49
590 - Pat Riley (1,257 atts.) 1965-67

FIELD GOALS ATTEMPTED

Season: 667 - Dan Issel (made 369) 1970
633 - Cliff Hagan (made 264) 1952
632 - Bill Spivey (made 252) 1951
619 - Bill Spivey (made 225) 1950
612 - Alex Groza (made 259) 1949
592 - Kevin Grevey (made 303) 1975
588 - Cotton Nash (made 248) 1964
536 - Ralph Beard (made 194) 1948
534 - Dan Issel (made 285) 1969
530 - Alex Groza (made 200) 1948

Career: 1,638 - Jack Givens (made 843) 1975-78
1,591 - Dan Issel (made 825) 1968-70
1,548 - Cotton Nash (made 645) 1962-64
1,514 - Alex Groza (made 605) 1947-49
1,490 - Kevin Grevey (made 771) 1973-75
1,486 - Ralph Beard (made 495) 1946-49
1,425 - Johnny Cox (made 564) 1957-59
1,341 - Mike Casey (made 647) 1968-69,71
1,339 - Kenny Walker (made 765) 1983-86
1,335 - Cliff Hagan (made 567) 1951-52,54

FIELD GOAL PERCENTAGE

Season: 63.5 - Rick Robey (167-363) 1978
63.0 - Charles Hurt (102-162) 1983
59.3 - Melvin Turpin (224-378) 1984
58.2 - Melvin Turpin (160-275) 1982
58.2 - Kenny Walker (260-447) 1986
57.7 - Jim Andrews (236-409) 1972
57.3 - Rick Robey (158-276) 1977
56.0 - Jim Andrews (243-434) 1973
55.9 - Kenny Walker (246-440) 1985
55.7 - Bob Guyette (138-248) 1974

Career: 59.3 - Charles Hurt (303-511) 1980-83
59.1 - Melvin Turpin (626-1059) 1981-84
58.1 - Rick Robey (533-917) 1975-78
57.1 - Kenny Walker (765-1339) 1983-86
56.3 - Jim Andrews (543-965) 1971-73
54.9 - Mike Phillips (576-1050) 1975-78
52.4 - Dirk Minniefield (422-805) 1980-83
52.2 - Sam Bowie (483-925) 1980-81,84
52.1 - Kyle Macy (540-1037) 1978-80
51.9 - Dan Issel (825-1591) 1968-70

ALL-TIME STATISTICAL LEADERS

FREE THROWS MADE

Season: 218 - Kenny Walker (284 atts.) 1985
210 - Dan Issel (275 atts.) 1970
201 - Kenny Walker (263 atts.) 1986
180 - Alex Groza (248 atts.) 1949
176 - Dan Issel (232 atts.) 1969
166 - Cotton Nash (218 atts.) 1962
164 - Cliff Hagan (235 atts.) 1952
162 - Cotton Nash (236 atts.) 1963
152 - Cotton Nash (198 atts.) 1964

Career: 550 - Kenny Walker (733 atts.) 1983-86
488 - Dan Issel (661 atts.) 1968-70
480 - Cotton Nash (652 atts.) 1962-64
369 - Alex Groza (548 atts.) 1947-49
352 - Jack Givens (441 atts.) 1975-78
346 - Frank Ramsey (518 atts.) 1951-52,54
341 - Cliff Hagan (487 atts.) 1951-52,54
333 - Johnny Cox (441 atts.) 1957-59
331 - Kyle Macy (372 atts.) 1978-80
329 - Rick Robey (455 atts.) 1975-78

FREE THROW ATTEMPTS

Season: 284 - Kenny Walker (made 218) 1985
275 - Dan Issel (made 210) 1970
263 - Kenny Walker (made 201) 1986
248 - Alex Groza (made 180) 1949
236 - Cotton Nash (made 162) 1963
235 - Cliff Hagan (made 164) 1952
232 - Dan Issel (made 176) 1969
218 - Cotton Nash (made 166) 1962
214 - Frank Ramsey (made 139) 1952
211 - Bill Spivey (made 131) 1951

Career: 733 - Kenny Walker (made 550) 1983-86
661 - Dan Issel (made 488) 1968-70
652 - Cotton Nash (made 480) 1962-64
548 - Alex Groza (made 369) 1947-49
518 - Frank Ramsey (made 346) 1951-52,54
487 - Cliff Hagan (made 341) 1951-52,54
455 - Rick Robey (made 329) 1975-78
441 - Jack Givens (made 352) 1975-78
441 - Johnny Cox (made 333) 1957-59
434 - Sam Bowie (made 319) 1980-81,84

FREE THROW PERCENTAGE

Season: 91.2 - Kyle Macy (104-114) 1980
89.6 - Jim Master (95-106) 1982
89.2 - Kyle Macy (115-129) 1978
88.2 - Kent Hollenbeck (82-93) 1971
88.1 - Bennie Coffman (67-76) 1960
87.5 - Ronnie Lyons (70-80) 1972
87.3 - Dirk Minniefield (55-63) 1981
86.8 - Kyle Macy (112-129) 1979
85.5 - Scotty Baesler (59-69) 1963
85.1 - Tommy Kron (57-67) 1966

Career: (min. 200 atts.)
89.0 - Kyle Macy (331-372) 1978-80
84.9 - Jim Master (259-305) 1981-84
83.4 - Louie Dampier (297-356) 1965-67
80.0 - Tom Parker (180-225) 1970-72
79.8 - Jack Givens (352-441) 1975-78
78.5 - Mike Casey (241-307) 1968-69,71
77.8 - Kevin Grevey (259-333) 1973-75
77.3 - Dirk Minniefield (225-291) 1980-83
75.8 - Derrick Hord (270-356) 1980-83
75.8 - Don Mills (210-277) 1957-59

REBOUNDS (kept since 1950-51 season)

Season: 567 - Bill Spivey 1951
528 - Cliff Hagan 1952
459 - Bob Burrow 1955
381 - Dan Issel 1969
380 - Ed Beck 1957
369 - Dan Issel 1970
365 - Johnny Cox 1958
364 - Bob Burrow 1956
348 - Jim Andrews 1973
345 - Cotton Nash 1962

Career: 1,078 - Dan Issel 1968-70
1,035 - Cliff Hagan 1951-52,54
1,004 - Johnny Cox 1957-59
962 - Cotton Nash 1962-64
942 - Kenny Walker 1983-86
843 - Sam Bowie 1980-81,84
823 - Bob Burrow 1955-56
793 - Jack Givens 1975-78
783 - Jim Andrews 1971-73
783 - Ed Beck 1956-58

REBOUNDS PER GAME

Season: 17.7 - Bob Burrow (459 in 26 games) 1955
17.2 - Bill Spivey (567 in 33 games) 1951
16.5 - Cliff Hagan (528 in 32 games) 1952
14.6 - Bob Burrow (364 in 25 games) 1956
14.0 - Ed Beck (380 in 27 games) 1957
13.6 - Dan Issel (381 in 28 games) 1969
13.5 - Cliff Hagan (338 in 25 games) 1954
13.2 - Cotton Nash (345 in 26 games) 1962
13.2 - Dan Issel (369 in 28 games) 1970
12.9 - Don Mills (323 in 25 games) 1960

Career: 16.1 - Bob Burrow (822 in 51 games) 1955-56
13.4 - Cliff Hagan (1035 in 77 games) 1951-52,54
12.9 - Dan Issel (1072 in 83 games) 1968-70
12.3 - Cotton Nash (962 in 78 games) 1962-64
12.0 - Johnny Cox (1004 in 84 games) 1957-59
11.4 - Frank Ramsey (1038 in 91 games) 1951-52,54
10.3 - Don Mills (669 in 65 games) 1957-59
10.0 - Ed Beck (783 in 78 games) 1956-58
9.8 - Jim Andrews (783 in 80 games) 1971-73
8.9 - Mike Pratt (718 in 81 games) 1968-70

ASSISTS (kept since 1961-62 season)

Season: 232 - Roger Harden 1986
188 - Dirk Minniefield 1982
181 - Dirk Minniefield 1983
178 - Kyle Macy 1978
163 - Kyle Macy 1980
151 - Dirk Minniefield 1981
143 - Larry Johnson 1977
142 - Roger Harden 1985
133 - Dicky Beal 1984
129 - Kyle Macy 1979
129 - Mike Casey 1969

Career: 646 - Dirk Minniefield 1980-83
498 - Roger Harden 1983-86
470 - Kyle Macy 1978-80
319 - Larry Johnson 1974-77
301 - Dicky Beal 1981-84
270 - Jack Givens 1975-78
264 - Jimmy Dan Conner 1973-75
264 - Jim Master 1981-84
260 - Mike Casey 1968-69,71

TEAM RECORDS

POINTS

Game: 143 - UK vs. Georgia (143-66) 1956
126 - UK vs. So. Carolina (126-81) 1980
121 - UK vs. LSU (121-95) 1968
121 - UK vs. LSU (121-105) 1970
121 - UK vs. Ole Miss (121-86) 1971
121 - UK vs. W. Texas St. (121-67) 1979

Game (Both Teams):
234 - UK vs. Northwestern (118-116) 1966

ALL-TIME STATISTICAL LEADERS

226 - UK vs. LSU (121-105) 1970
216 - UK vs. LSU (121-95) 1968
216 - UK vs. Michigan (112-104) ... 1969
215 - UK vs. Northwestern (115-100) 1971

MARGIN OF VICTORY

Game: 77 - UK vs. Georgia (143-66) 1956
72 - UK vs. Wabash (92-24) 1947
72 - UK vs. West. Ontario (90-18) 1950
69 - UK vs. Oglethorpe (81-12) 1934
69 - UK vs. Arkansas State (75-6) 1945
69 - UK vs. Vanderbilt (98-29) 1947
66 - UK vs. Auburn (84-18) 1947

POINTS PER GAME

Season: 96.8 - 2,709 in 28 games 1970
95.4 - 2,670 in 28 games 1971
92.2 - 2,858 in 31 games 1975
90.8 - 2,542 in 28 games 1969
88.9 - 2,400 in 27 games 1968

FIELD GOALS MADE

Season: 1,197 - (2,412 attempts) 1975
1,099 - (2,205 attempts) 1970
1,082 - (3,456 attempts) 1948
1,077 - (2,129 attempts) 1971
1,043 - (2,829 attempts) 1952
1,040 - (1,922 attempts) 1978
1,038 - (2,022 attempts) 1980
1,030 - (2,003 attempts) 1986
1,029 - (3,013 attempts) 1951
1,018 - (3,232 attempts) 1947
1,017 - (2,079 attempts) 1966

FIELD GOALS ATTEMPTED

Season: 3,465 - (made 1,082) 1948
3,232 - (made 1,018) 1947
3,013 - (made 1,029) 1951
2,829 -(made 1,043) 1952
2,756 -(made 903) 1949

FIELD GOAL PERCENTAGE

Season: 55.6 - (869 of 1,564) 1983
54.1 - (1,040 of 1,922) 1978
51.5 - (900 of 1,749) 1984
51.4 - (1,030 of 2,003) 1986
51.3 - (1,038 of 2,022) 1980
51.1 - (827 of 1,618) 1983

FREE THROWS MADE

Season: 666 - (858 attempts) 1979
613 - (808 attempts) 1978
609 - (802 attempts) 1980
606 - (841 attempts) 1986
579 - (829 attempts) 1957

FREE THROWS ATTEMPTED

Season: 865 - (made 605) 1952
858 - (made 666) 1979
841 - (made 606) 1986
841 - (made 526) 1948
829 - (made 579) 1957

FREE THROW PERCENTAGE

Game (min. 10 made):
100.0 - UK vs. Miss. State (19-19) 1983
100.0 - UK vs. Alabama (11-11) . 1934
100.0 - UK vs. Vanderbilt (11-11) 1974
95.5 - UK vs. Georgia (21-22) 1973
95.2 - UK vs. Georgia (20-21) 1979

Season: 77.6 - (666 of 858) 1979
76.7 - (429 of 559) 1967
76.6 - (517 of 675) 1965
75.9 - (613 of 808) 1978
75.9 - (609 of 802) 1980

REBOUNDS

Season: 2,109 1951
1,817 1952
1,680 1955
1,615 1954
1,562 1958

REBOUNDS PER GAME

Season: 64.6 - (1,615 in 25 games) 1954
64.6 - (1,680 in 26 games) 1955
62.0 - (2,109 in 34 games) 1951
57.7 - (1,502 in 26 games) 1956
56.8 - (1,817 in 32 games) 1952

GAMES PLAYED

Season: 39 - (36-3)..... 1948
37 - (34-3) 1947
36 - (32-4)..... 1986
35 - (29-6)..... 1980
34 - (32-2)..... 1949
34 - (32-2)..... 1951
34 - (29-5)..... 1984

TOTAL WINS

Season: 36 - (lost 3) 1948
34 - (lost 3)..... 1947
32 - (lost 2) 1949
32 - (lost 2) 1951
32 - (lost 4) 1986
30 - (lost 2) 1978

TOTAL LOSSES

Season: 13 - (12-13)..... 1927
13 - (13-13) 1967
13 - (13-13) 1974
13 - (18-13) 1985
12 - (19-12) 1979

CONFERENCE WINS

Season: 17 - (lost 1) 1986
17 - (lost 1) 1970
16 - (lost 2) 1969
16 - (lost 2) 1971
16 - (lost 2) 1977
16 - (lost 2) 1978

CONFERENCE LOSSES

Season: 10 - (8-10) 1967
9 - (9-9) 1974
8 - (10-8) 1979
7 - (11-7) 1976
7 - (11-7) 1985

CONSECUTIVE WINS

32 1954-55
26 1945-47
25 1965-66
24 1933-34
23 1951-52
21 1950-51

CONSECUTIVE CONFERENCE WINS

51..... 1950-54
43..... 1946-50
32..... 1933-36

SUPER FOOD FAIR MARKETS

Foor Fair, The Store That Cares About You & Your Community!

"You're Always a Winner At Food Fair!!"

S&H GREEN STAMPS

Fast Friendly Service All The Way To Your Car!

13 CONVENIENT LOCATIONS

3 SOMERSET LOCATIONS
North Hwy 27
South Hwy 27
Downtown

Hazard
Jackson
Hyden

London
Corbin
Mt. Vernon

Barbourville
Whitley City
Stanford
Pineville

Canteen

THE FOOD SERVICE PROFESSIONALS

Providing you with. . .

- CORPORATE FOOD SERVICE
- VENDING
- OFFICE COFFEE
- REFRESHMENT SERVICE
- FOOD SERVICE MANAGEMENT

CANTEEN®

Canteen Service Company

868 Nandino
254-2737

ALL-TIME RECORDS 1903-1986

(83 Seasons — Won 1,408, Lost 440, Tied 1)
HOME: Won 785, Lost 123 OTHER: Won 623, Lost 317, Tied 1
(No Schedule Played in 1952-53)

(Losses in Bold Face)

1903 — Won 1, Lost 2.
COACH: Unnamed
STARTERS: (A.C. Bush, B.W. Bush, Houlihan, Smith and Carter)

Date	Team	Site	Ky.	Opp.
Feb. 6	**Georgetown**	**(H)**	**6**	**15**
Feb. 18	Lexington YMCA	(H)	11	10
Feb. 20	**Kentucky U.**	**(H)**	**2**	**42**
			19	67

1904 — Won 1, Lost 4.
COACH: Leander E. Andrus, Mgr.
CAPTAIN: St. John (Guyn, Arnett, St. John, Wurtele, Coons)

Date	Team	Site	Ky.	Opp.
Feb. 4	**Georgetown**	**(A)**	**11**	**26**
Feb. 11	**Kentucky U.***	**(A)**	**5**	**12**
Feb. 13	**Georgetown**	**(H)**	**10**	**22**
Feb. 26	**Kentucky U.**	**(A)**	**12**	**14**
Mar. 4	Cincinnati	(H)	25	21
			63	95

*Kentucky University (Transylvania) and Georgetown game at UK was called off because of failure to agree on a referee. State College (University of Kentucky) team was present and agreed to play. The offer was accepted and KU won 12-5.

1905 — Won 1, Lost 4.
COACH:
CAPTAIN: J.M. Coons

Date	Team	Site	Ky.	Opp.
Jan. 13	**Georgetown**	**(H)**	**9**	**14**
Jan. 21	**Cincinnati YMCA**	**(H)**	**22**	**43**
Jan. 27	Kentucky U.	(H)	30	29
Feb. 4	**Kentucky U.**	**(H)**	**1**	**22**
Feb. 22	**Kentucky U.**	**(H)**	**23**	**33**
			85	141

1906 — Won 5, Lost 9.
COACH: W.B. Wendt (Mgr.)
CAPTAIN: D.P. Branson (Baer, Donan, Barbee, Wilson, Herman)

Date	Team	Site	Ky.	Opp.
Jan. 11	Lexington YMCA*	(H)		
Jan. 12	**Miami (Ohio)**	**(H)**	**10**	**15**
Jan. 19	Central U.	(H)	15	14
Jan. 20	**Georgetown**	**(A)**	**9**	**34**
Jan. 26	Central U.	(A)	17	15
Jan. 27	**Cincinnati YMCA**	**(H)**	**16**	**29**
Feb. 3.	**Christ Church, Cin.**	**(H)**	**24**	**38**
Feb. 9	**Georgetown**	**(H)**	**22**	**28**
Feb. 12	**New Albany YMCA**	**(A)**	**12**	**29**
Feb. 13	Vernon College	(A)	34	14
Feb. 14	Moores Hill	(A)	32	11
Feb. 15	**Christ Church, Cin.**	**(A)**	**17**	**54**
Feb. 16	**Cincinnati YMCA**	**(A)**	**9**	**38**
Feb. 17	**Miami (Ohio)**	**(A)**	**19**	**29**
			236	328

*W.B. Wendt on Jan. 9, 1969 verified that State College opened the 1906 season against Kentucky U. in the YMCA. Athletic committees of the two schools had cancelled all games after a fight at a football game in November, 1905. Wendt and the Kentucky U. manager, agreed to play at the YMCA and list the State College foe as YMCA instead of Kentucky U. State College won but Mr. Wendt didn't remember the score, which he hadn't listed.

1907 — Won 3, Lost 6.
COACH: A.M. Kirby (Mgr.)
CAPTAIN: J.M. Wilson (Shanklin, Baer, Bryant, Barbee)

Date	Team	Site	Ky.	Opp.
Jan. 16	**Lexington YMCA**	**(H)**	**17**	**25**
Jan. 19	Georgetown	(H)	16	15
Jan. 25	Central U.	(H)	22	9
Feb. 12	**Central U.**	**(A)**	**23**	**25**
Feb. 15	Kentucky U.	(H)	16	14
Feb. 21	**Georgetown**	**(A)**	**8**	**19**
Mar. 1	**Lexington YMCA**	**(A)**	**2**	**41**
Mar. 7	**Kentucky U.**	**(A)**	**5**	**19**
Mar. 9	**Central U.**	**(H)**	**13**	**15**
			142	182

1907-08 — Won 5, Lost 6.
COACH: J.S. Chambers (Mgr.)
CAPTAIN: Richard Barbee

Date	Team	Site	Ky.	Opp.
Jan. 10	**Lexington YMCA**	**(H)**	**19**	**29**
Jan. 21	Kentucky U.	(H)	20	15
Jan. 25	**Central U.**	**(A)**	**21**	**32**
Feb. 4	Kentucky U.	(H)	20	15
Feb. 8	Louisville Coliseum	(H)	29	28
Feb. 11	**Georgetown**	**(A)**	**22**	**30**
Feb. 13	Central U.	(H)	31	20
Feb. 15	**Lexington YMCA**	**(H)**	**19**	**23**
Feb. 22	**Louis. Coliseum**	**(A)**	**18**	**30**
Mar. 3	Georgetown	(H)	18	13
Mar. 7	**Central U.**	**(A)**	**10**	**29**
			227	264

1908-09 — Won 5, Lost 4.
MGR.: J.S. Chambers
CAPTAIN: W.C. Fox

Date	Team	Site	Ky.	Opp.
Jan. 9	Lexington High	(H)	29	9
Jan. 18	**Advent Mem. Club**	**(A)**	**27**	**41**
Jan. 19	**Cincinnati**	**(A)**	**25**	**41**
Jan. 27	Central U.	(H)	24	23
Feb. 6	**Central U.**	**(A)**	**20**	**35**
Feb. 8	Georgetown	(H)	45	32
Feb. 15	Georgetown	(A)	48	19
Feb. 19	Cincinnati	(H)	28	23
Feb. 26	**Central U.**	**(H)**	**20**	**26**
			266	249

1909-10 — Won 4, Lost 8.
COACH: R.E. Spahr and E.R. Sweetland
CAPTAIN: Bill Rodes

Date	Team	Site	Ky.	Opp.
Jan. 8	Ky. Wesleyan	(A)	14	*12
Jan. 22	Georgetown	(H)	31	11
Jan. 24	**DePauw**	**(H)**	**11**	**24**
Jan. 8	**Central**	**(A)**	**17**	**87**
Feb. 4	**Georgetown**	**(A)**	**16**	**34**
Feb. 7	**Cincinnati**	**(A)**	**17**	**47**
Feb. 9	**DePauw**	**(A)**	**10**	**28**
Feb. 10	**Rose Poly**	**(A)**	**11**	**52**
Feb. 16	Tennessee	(H)	20	5
Mar. 5	**Central U.**	**(H)**	**13**	**31**
Mar. 8	Georgetown	(H)	24	23
Mar. 11	Central	(A)	9	51
			193	405

1910-11 — Won 5, Lost 6.
COACH: H.J. Iddings
CAPTAIN: J.H. Gaiser

Date	Team	Site	Ky.	Opp.
Jan. 13	**Lexington High**	**(H)**	**29**	**36**
Jan. 20	**Transylvania**	**(H)**	**18**	**23**
Jan. 27	**Ky. Wesleyan**	**(A)**	**19**	**21**
Feb. 4	Bethany	(H)	24	11
Feb. 9	**Ohio Wesleyan**	**(A)**	**19**	**37**
Feb. 10	**Otterbein**	**(A)**	**27**	**41**
Feb. 11	**Christ's Church Cin.**	**(A)**	**21**	**32**
Feb. 17	Georgetown	(A)	47	22
Feb. 23	Butler	(H)	21	16
Feb. 28	Transylvania	(A)	22	19
Mar. 3	Transylvania	(H)	30	24
			277	282

1911-12 — Won 9, Lost 0.
COACH: E.R. Sweetland
CAPTAIN: W.C. Harrison

Date	Team	Site	Ky.	Opp.
Jan. 5	Georgetown	(H)	38	12
Jan. 12	Central U.	(A)	32	13
Jan. 19	Miami (Ohio) U.	(H)	31	14
Feb. 1	Central U.	(H)	52	10
Feb. 7	Tennessee	(H)	27	15
Feb. 16	Lexington YMCA	(H)	32	20
Feb. 22	Vanderbilt	(H)	28	17
Feb. 23	Vanderbilt	(H)	22	18
Mar. 1	Georgetown	(A)	19	18
			281	137

SOUTHERN CHAMPIONS

1912-13 — Won 5, Lost 3.
COACH: J.J. Tigert
CAPTAIN: B. Barnett

Date	Team	Site	Ky.	Opp.
Jan. 24	**Lexington YMCA**	**(H)**	**25**	**27**
Feb. 8	Cincinnati	(H)	20	18
Feb. 13	Marietta	(H)	42	16
Feb. 15	Louisville	(H)	34	10
]Feb. 19	**Vanderbilt**	**(H)**	**17**	**24**
Feb. 20	Vanderbilt	(H)	42	29
Feb. 27	Miami (Ohio) U.	(H)	24	16
Mar. 1	**Christ Church's Cin.**	**(H)**	**19**	**30**
			223	170

1913-14 — Won 11, Lost 2.
COACH: Alpha Brumage
CAPTAIN: William Tuttle

Date	Team	Site	Ky.	Opp.
Jan. 10	Ashland YMCA	(H)	28	15
Jan. 17	Louisville YMCA	(H)	30	21
Jan. 20	Ashland YMCA	(A)	30	19
Jan. 21	Marshall	(A)	46	6
Jan. 22	**Virginia U.**	**(A)**	**23**	**39**
Jan. 24	**Va. Military Inst.**	**(A)**	**18**	**32**
Jan. 31	Louisville YMHA	(H)	59	12
Feb. 7	Louisville	(H)	22	17
Feb. 11	Tennessee	(H)	20	14
Feb. 12	Tennessee	(H)	20	18
Feb. 21	Cincinnati	(H)	20	18
Feb. 23	Chattanooga	(H)	40	7
Feb. 28	Marietta	(H)	19	17
Mar. 3	Louisville	(A)	26	13
			401	248

1914-15 — Won 7, Lost 5.
COACH: Alpha Brumage
CAPTAIN: Ralph Morgan

Date	Team	Site	Ky.	Opp.
Jan. 16	Maryville	(H)	37	17
Jan. 22	Louisville	(H)	18	14
Jan. 30	St. Andrews	(H)	35	15
Feb. 4	Maryville	(A)	23	22
Feb. 5	**Tennessee**	**(A)**	**21**	**36**
Feb. 6	**Tennessee**	**(A)**	**22**	**27**
Feb. 12	**Vanderbilt**	**(H)**	**34**	**39**
Feb. 13	Vanderbilt	(H)	36	24
Feb. 17	Tennessee	(H)	22	13
Feb. 18	Tennessee	(H)	20	18
Feb. 26	**St. Andrews**	**(A)**	**25**	**50**
Feb. 27	**Louisville**	**(A)**	**15**	**26**
			308	301

1915-16 — Won 8, Lost 6.
COACH: James Park
CAPTAIN: K.P. Zerfoss

Date	Team	Site	Ky.	Opp.
Jan. 14	Cincinnati	(A)	39	24
Jan. 18	Georgetown	(A)	29	22
Jan. 31	Georgetown	(H)	30	22
Feb. 4	**Vanderbilt**	**(H)**	**25**	**39**
Feb. 5	**Vanderbilt**	**(H)**	**20**	**23**
Feb. 12	**Louisville**	**(H)**	**22**	**28**
Feb. 15	Centre	(A)	38	5
Feb. 19	Cincinnati	(H)	34	10
Feb. 22	Louisville	(A)	32	24
Feb. 23	**Tennessee**	**(H)**	**17**	**28**
Feb. 26	Maryville	(H)	36	25
Feb. 29	Centre	(H)	38	14
Mar. 3	**Marietta**	**(H)**	**22**	**27**
Mar. 4	**Marietta**	**(H)**	**23**	**27**
			405	318

1916-17 — Won 4, Lost 6.
COACH: W.P. Tuttle
CAPTAIN: Robert Y. Ireland

Date	Team	Site	Ky.	Opp.
Jan. 17	Centre	(H)	31	21
]Jan. 27	**Georgetown**	**(A)**	**19**	**22**
Jan. 30	Rose Polytechnic	(H)	33	12
Feb. 9	**Tennessee**	**(H)**	**20**	**23]**
Feb. 10	**Tennessee**	**(H)**	**19**	**22**
Feb. 16	**Centre**	**(A)**	**24**	**28**
Feb. 21	Georgetown	(H)	32	18
Mar. 1	Cumberland	(A)	48	20]
Mar. 2	**Tennessee**	**(A)**	**26**	**27**
Mar. 3	**Tennessee**	**(A)**	**10**	**30**
			262	223

1917-18 — Won 9, Lost 2, Tied 1.
COACH: S.A. Boles
CAPTAIN: Patrick Campbell

Date	Team	Site	Ky.	Opp.
Jan. 9	Ky. Wesleyan	(H)	231	3
Jan. 17	**Centre**	**(A)**	**21**	**29**
Jan. 24	Georgetown	(H)	22	18
Feb. 7	Tennessee	(H)	33	26
Feb. 8	Tennessee	(H)	40	12
Feb. 9	Ky. Wesleyan	(A)	21	21

(This unique tie game resulted from scorer's error which was not discovered until after teams' departures. The contest was re-scheduled but never played for unknown reasons.)

Feb. 14	Georgetown	(A)	25	16
Feb. 21	Centre	(H)	22	***20
Feb. 28	Cumberland	(A)	42	21
Mar. 1	Tennessee	(A)	29	18
Mar. 2	Tennessee	(A)	32	20

POST-SEASON GAME
(For State Championship)

Mar. 9	**Centre**	**(N1)**	**12**	**22**
			322	236

(N1)Louisville

1918-19 — Won 6, Lost 8.
COACH: Andrew Gill
CAPTAIN: J.A. Dishman

Date	Team	Site	Ky.	Opp.
Jan. 13	Ky. Wesleyan	(H)	46	5
Jan. 18	**Georgetown**	**(H)**	**30**	**32**
Jan. 25	**Centre**	**(A)**	**30**	**38**
Jan. 31	**Cincinnati**	**(A)**	**18**	**28**
Feb. 6	Chattanooga	(A)	28	25
Feb. 7	**Tennessee**	**(A)**	**22**	**40**
Feb. 8	Cumberland	(A)	22	21
Feb. 14	**Vanderbilt**	**(H)**	**26**	**36**
Feb. 15	**Georgetown**	**(A)**	**18**	**22**
Feb. 21	Cincinnati	(H)	34	21
Feb. 22	Ky. Wesleyan	(H)	18	13
Feb. 24	**Centre**	**(H)**	**10**	**21**
Feb. 28	Tennessee	(H)	30	14
Mar. 8	**Miami (Ohio) U.**	**(H)**	**14**	**38**
			346	354

1919-20 — Won 5, Lost 7.
COACH: George C. Buchheit
CAPTAIN: J.C. Everett

Date	Team	Site	Ky.	Opp.
Jan. 17	**Cincinnati**	**(A)**	**11**	**13**
Jan. 22	Maryville	(H)	27	16
Jan. 31	Georgetown	(H)	25	14
Feb. 5	**Tennessee**	**(H)**	**24**	**29**
Feb. 7	**Tennessee**	**(H)**	**26**	**27**
Feb. 14	**Centre**	**(A)**	**15**	**44**
Feb. 17	Georgetown	(A)	28	16
Feb. 21	Ky. Wesleyan	(H)	43	13]
Feb. 26	**Cumberland**	**(A)**	**21**	**30**
Feb. 27	**Tennessee**	**(A)**	**25**	**28**
Feb. 28	Tennessee	(A)	36	25]
Mar. 6	**Centre**	**(A)**	**18**	***20**
			299	275

1920-21 — Won 13, Lost 1.
COACH: George C. Buchheit
CAPTAIN: Basil Hayden

Date	Team	Site	Ky.	Opp.
Jan. 12	Ky. Wesleyan	(H)	38	13
Jan. 15	Cumberland	(H)	37	21
Jan. 18	Georgetown	(H)	38	23
Jan. 21	Chattanooga	(H)	42	10
Jan. 26	Cincinnati	(A)	26	19
Jan. 29	Auburn	(H)	40	25
Feb. 8	**Centre**	**(A)**	**27**	**29**
Feb. 15	Georgetown	(A)	56	11
Feb. 18	Centre	(H)	20	13
Feb. 22	Vanderbilt	(H)	39	18

* Denotes one overtime period
*** Denotes 3 overtime periods

ALL-TIME RECORDS

Date	Team	Site	Ky.	Opp.
1920-21 Continued				
SIAA TOURNAMENT (Atlanta, Ga.)				
Feb. 26	Mercer		49	24
Feb. 28	Mississippi A&M		28	13
Mar. 1	Georgia (championship)		20	19
			510	266

1921-22 — Won 10, Lost 6.

COACH: George C. Buchheit
CAPTAIN: R.E. Lavin

Jan. 14	**Georgetown**	**(H)**	**17**	**26**
Jan. 17	Louisville	(A)	38	14]
Jan. 18	**Vanderbilt**	**(A)**	**12**	**22**
Jan. 21	Louisville	(H)	29	22
Jan. 26	Miss. A&M(H)		28	21
Jan. 27	Marshall	(H)	34	12
Feb. 4	Centre	(A)	27	21
Feb. 6	Georgetown	(A)	26	17
Feb. 8	Washington & Lee	(A)	21	20
Feb. 9	**Va. Military Inst.**	**(A)**	**32**	**37**
Feb. 11	**Georgetown U.**	**(A)**	**23**	**28**
Feb. 13	**Virginia**	**(A)**	**30**	**32**
Feb. 16	Clemson	(H)	38	14
Feb. 20	Centre	(H)	40	23
SIAA TOURNAMENT (Atlanta, Ga.)				
Feb. 24	Georgetown		41	21
Feb. 25	**Mercer**		**22**	**35**
			457	361

1922-23 — Won 3, Lost 10.

COACH: George C. Buchheit
CAPTAIN: Fred Fest

Jan. 13	Georgetown	(A)	24	13
Jan. 20	**Tennessee**	**(A)**	**26**	**30**
Jan. 22	Chattanooga	(H)	25	18
Jan. 25	**Alabama**	**(H)**	**35**	**45**
Jan. 27	**Centre**	**(H)**	**14**	**21**
Feb. 3	**Georgia**	**(H)**	**19**	**23**
Feb. 5	**Cincinnati**	**(A)**	**24**	**33**
Feb. 7	**Centenary**	**(H)**	**21**	**38**
Feb. 10	**Tennessee**	**(H)**	**23**	**28**
Feb. 14	**Centre**	**(A)**	**10**	**17**
Feb. 15	**Clemson**	**(H)**	**17**	**30**
Feb. 19	**Georgetown**	**(H)**	**21**	**48**
Feb. 23	Sewanee	(H)	30	14
			289	348

1923-24 — Won 13, Lost 3.

COACH: G.C. Buchheit
CAPTAIN: A.T. Rice

Jan. 1	Vanderbilt	(H)	33	13
Jan. 8	Mexico YMCA (H)		25	14
Jan. 12	Georgetown	(A)	32	24
Jan. 14	**Miss. A&M**	**(H)**	**16**	**17**
Jan. 15	Sewanee	(H)	50	15
Jan. 18	**Tennessee**	**(A)**	**13**	**20**
Jan. 19	Chattanooga	(A)	24	23
Feb. 4	West Virginia	(H)	24	21
Feb. 9	Centre	(A)	27	18
Feb. 11	Georgetown	(H)	39	35
Feb. 13	Clemson	(H)	38	13
Feb. 14	Virginia	(H)	29	16
Feb. 19	Virginia Tech	(H)	36	14
Feb. 21	Centre	(H)	38	24
Feb. 23	Georgia Tech	(H)	33	27
SIAA TOURNAMENT (Atlanta, Ga.)				
Feb. 29	**North Carolina**		**20**	**41**
			477	335

ALUMNI GYM ERA (1924-50)

1924-25 — Won 13, Lost 8.

COACH: C.O. Applegran
CAPTAIN: James McFarland

Dec. 13	Cincinnati	(H)	28	23
Dec. 18	**Indiana**	**(H)**	**18**	**20**
Dec. 20	**Michigan**	**(H)**	**11**	**21**
Jan. 3	**Cincinnati**	**(A)**	**20**	**24**
Jan. 5	**Illinois**	**(A)**	**26**	**36**
Jan. 6	**Wabash**	**(A)**	**11**	**57**
Jan. 9	Mississippi	(H)	26	23
Jan. 10	Georgetown	(H)	25	17
Jan. 17	Centre	(H)	33	26
Jan. 30	Washington & Lee	(H)	28	22
Feb. 2	West Virginia	(H)	29	19)
Feb. 5	**Alabama**	**(A)**	**15**	**24**
Feb. 6	Georgia Tech	(A)	18	16
Feb. 7	**Georgia**	**(A)**	**24**	**28**
Feb. 9	Tennessee	(A)	35	22
Feb. 12	Tulane	(A)	29	22
Feb. 14	Georgetown	(A)	36	21
Feb. 18	Tennessee	(H)	26	21
Feb. 21	Centre	(H)	39	10
SOUTHERN CONF. TOUR.(Atlanta, Ga.)				
Feb. 27	Mississippi A&M		31	26
Feb. 28	**Georgia**		**31**	**32**
			539	510

1925-26 — Won 15, Lost 3.

COACH: Ray Eklund
CAPTAIN: Burgess Carey

Dec. 19	**DePauw**	**(H)**	**29**	**38**
Jan. 5	**Indiana**	**(A)**	**23**	**34**
Jan. 9	Berea	(H)	37	23
Jan. 12	Georgetown	(A)	36	21
Jan. 16	Georgia Tech	(H)	25	24
Jan. 22	Centre	(H)	45	25
Jan. 30	Georgetown	(H)	25	20
Feb. 1	Alabama	(H)	27	16
Feb. 4	Centre	(A)	46	19
Feb. 5	Washington & Lee	(H)	44	34
Feb. 8	Auburn	(H)	35	26
Feb. 12	Tennessee	(A)	51	17
Feb. 15	Georgia	(A)	22	18
Feb. 18	Tennessee	(H)	27	21
Feb. 20	Vanderbilt	(H)	30	20
SOUTHERN CONF. TOUR. (Atlanta, Ga.)				
Feb. 26	Va. Military Inst.		38	25
Feb. 27	Georgia		39	34
Mar. 1	**Mississippi A&M**		**26**	**31**
			605	446

1926-27 — Won 3, Lost 13.

COACH: Basil Hayden
CAPTAIN: Paul Jenkins

Dec. 18	**Cincinnati**	**(H)**	**10**	**48**
Dec. 21	**Indiana**	**(H)**	**19**	**38**
Dec. 29	**Cincinnati**	**(A)**	**23**	**51**
Dec. 31	**Princeton**	**(H)**	**26**	**30**
Jan. 3	Florida	(H)	43	36
Jan. 10	**Ky. Wesleyan**	**(A)**	**25**	**31**
Jan. 15	**Vanderbilt**	**(H)**	**32**	**48**
Jan. 21	**Tennessee**	**(A)**	**14**	**19**
Jan. 22	**Georgia Tech**	**(A)**	**16**	**48**
Jan. 29	Centre	(H)	27	25
Feb. 1	**Georgetown**	**(A)**	**19**	**26**
Feb. 4	**Washington & Lee**	**(H)**	**34**	**36**
Feb. 7	**West Virginia**	**(H)**	**26**	**44**
Feb. 11	**Mississippi**	**(H)**	**17**	**37**
Feb. 12	Centre	(A)	22	16
Feb. 19	**Tennessee**	**(H)**	**21**	**30**
			374	563

1927-28 — Won 12, Lost 6.

COACH: John Mauer
CAPTAIN: Paul Jenkins

Dec. 16	Clemson	(H)	33	17
Dec. 20	**Miami (Ohio) U.**	**(H)**	**31**	**36**
Jan. 4	Berea	(H)	37	16
Jan. 9	Centre	(A)	36	25
Jan. 14	Vanderbilt	(H)	43	23
Jan. 16	Virginia	(A)	31	28
Jan. 18	**Naval Academy**	**(A)**	**26**	**32**
Jan. 19	**Maryland**	**(A)**	**7**	**37**
Jan. 28	Tennessee	(H)	48	18
Feb. 3	Washington & Lee	(H)	34	28
Feb. 4	**Indiana**	**(A)**	**29**	**48**
Feb. 8	Vanderbilt	(A)	54	29
Feb. 9	Tennessee	(A)	43	16
Feb. 11	**Georgia Tech**	**(H)**	**31**	**35**
Feb. 18	Centre	(H)	30	20
SOUTHERN CONF. TOUR. (Atlanta,Ga.)				
Feb. 24	South Carolina		56	40
Feb. 25	Georgia		33	16
Feb. 27	**Mississippi**		**28**	**41**
			630	505

1928-29 — Won 12, Lost 5.

COACH: John Mauer
CAPTAIN: Lawrence McGinnis

Dec. 15	Eastern Normal	(H)	35	10
Dec. 21	Miami (Ohio) U.	(H)	43	***42
Jan. 4	**North Carolina**	**(H)**	**15**	**25**
Jan. 12	Notre Dame	(A)	19	16
Jan. 16	**Georgia Tech**	**(A)**	**19**	**33**
Jan. 17	Tennessee	(A)	35	29
Jan. 19	Tennessee	(H)	27	22
Jan. 26	**Alabama**	**(H)**	**26**	**27**
Feb. 1	Mississippi A&M	(A)	25	23
Feb. 2	Mississippi A&M	(A)	32	14
Feb. 3	**Tulane**	**(A)**	**22**	**34**
Feb. 8	Washington & Lee	(H)	31	30
Feb. 13	Centre	(H)	47	11
Feb. 22	Mississippi	(H)	35	30
Feb. 23	Mississippi	(H)	32	24
SOUTHERN CONF. TOUR. (Atlanta, Ga.)				
Mar. 1	Tulane		29	15
Mar. 2	**Georgia**		**24**	**26**
			496	411

1929-30 — Won 16, Lost 3.

COACH: John Mauer
CAPTAIN: Paul McBrayer

Dec. 14	Georgetown	(H)	46	9
Dec. 20	Miami (Ohio) U.	(H)	35	20
Dec. 31	Berea	(H)	29	26
Jan. 3	Clemson	(H)	31	15
Jan. 10	**Creighton**	**(H)**	**27**	**28**
Jan. 11	Creighton	(H)	25	21
Jan. 18	Tennessee	(H)	23	20
Jan. 24	Mississippi A&M	(H)	43	17
Jan. 25	Mississippi A&M	(H)	20	14
Jan. 31	**Tennessee**	**(A)**	**26**	**29**
Feb. 1	Georgia	(A)	22	21
Feb. 3	Clemson	(A)	34	20
Feb. 8	Georgia Tech	(H)	39	19
Feb. 14	Georgia	(H)	36	23
Feb. 18	Ky. Wesleyan	(H)	32	20
Feb. 22	Washington & Lee	(H)	28	*26
SOUTHERN CONF. TOUR. (Atlanta, Ga.)				
Feb. 28	Maryland		26	21
Mar. 1	Sewanee		44	22
Mar. 3	**Duke**		**32**	**37**
			599	408

ADOLPH RUPP ERA

1930-31 — Won 15, Lost 3.

COACH: Adolph Rupp
CAPTAIN: Carey Spicer

Dec. 18	Georgetown	(H)	67	19
Dec. 27	Marshall	(H)	42	26
Dec. 31	Berea	(H)	41	25
Jan. 3	Clemson	(H)	33	21
Jan. 10	Tennessee	(H)	31	23
Jan. 16	Chattanooga	(H)	55	18
Jan. 21	Vanderbilt	(A)	42	37
Jan. 31	Tennessee	(A)	36	*32
Feb. 6	Washington & Lee	(H)	23	18
Feb. 9	Georgia Tech	(H)	38	34
Feb. 13	**Georgia**	**(A)**	**16**	**25**
Feb. 14	**Clemson**	**(A)**	**26**	**29**
Feb. 16	Georgia Tech	(A)	35	16
Feb. 20	Vanderbilt	(H)	43	23
SOUTHERN CONF. TOUR. (Atlanta,Ga.)				
Feb. 27	North Carolina St.		33	28
Feb. 28	Duke		35	30
Mar. 2	Florida		56	36
Mar. 3	**Maryland (finals)**		**27**	**29**
			679	469

1931-32 — Won 15, Lost 2.

COACH: Adolph Rupp
CAPTAIN: Ellis Johnson

Dec. 15	Georgetown	(H)	66	24
Dec. 18	Carnegie Tech	(H)	36	34
Dec. 23	Berea	(H)	52	27
Dec. 30	Marshall	(H)	46	16
Feb. 2	Clemson	(H)	43	24
Jan. 14	Clemson	(A)	30	17
Jan. 15	Sewanee	(A)	30	20
Jan. 16	Tennessee	(A)	29	28
Jan. 21	Chattanooga	(H)	51	17
Jan. 30	Washington & Lee	(H)	48	28
Feb. 6	Duke	(H)	37	30
Feb. 8	Alabama	(H)	50	22
Feb. 10	Vanderbilt	(A)	61	37
Feb. 13	Tennessee	(H)	41	27
Feb. 20	**Vanderbilt**	**(H)**	**31**	**32**
SOUTHERN CONF. TOUR. (Atlanta, Ga.)				
Feb. 26	Tulane		50	30
Feb. 27	**North Carolina**		**42**	**43**
			743	456

1932-33 — Won 20, Lost 3.

COACH: Adolph Rupp
CAPTAIN: Forest Sale

Dec. 12	Georgetown	(H)	62	21
Dec. 17	Marshall	(N1)	57	23
Dec. 20	Tulane	(H)	53	17
Dec. 21	Tulane	(H)	42	11
Dec. 30	Chicago	(A)	58	26
Jan. 2	**Ohio State**	**(H)**	**30**	**46**
Jan. 6	Creighton	(A)	32	26
Jan. 7	**Creighton**	**(A)**	**22**	**34**
Jan. 10	South Carolina	(H)	44	36
Jan. 14	Tennessee	(A)	42	21
Jan. 16	Clemson	(H)	67	18
Jan. 28	Tennessee	(H)	44	23
Jan. 31	Vanderbilt	(A)	40	29
Feb. 1	Clemson	(A)	42	32
Feb. 2	**South Carolina**	**(A)**	**38**	**44**
Feb. 6	Mexico U.	(H)	81	22
Feb. 11	Georgia Tech	(H)	45	22
Feb. 13	Alabama	(N2)	35	21
Feb. 18	Vanderbilt	(H)	45	28
SEC TOURNAMENT (Atlanta, Ga.)				
Feb. 25	Mississippi		49	31
Feb. 26	Florida		48	24
Feb. 27	LSU		51	38
Feb. 28	Mississippi St. (finals)		46	27
SEC CHAMPIONS			**1073**	**630**

(N1) Ashland, Ky. (N2) Birmingham

1933-34 — Won 16, Lost 1.

COACH: Adolph Rupp
CAPTAIN: John DeMoisey

Dec. 5	Alumni	(H)	53	20
Dec. 9	Georgetown	(H)	41	12
Dec. 14	Marshall	(H)	48	26
Dec. 16	Cincinnati	(H)	31	25
Dec. 21	Tulane	(A)	32	22
Dec. 22	Tulane	(A)	42	29
Jan. 12	Sewanee	(A)	55	16
Jan. 13	Tennessee	(A)	44	23
Jan. 20	Chattanooga	(H)	47	20
Jan. 27	Tennessee	(H)	53	26
Feb. 1	Alabama	(N1)	33	28
Feb. 3	Vanderbilt	(A)	48	26
Feb. 8	Alabama	(H)	26	21
Feb. 10	Georgia Tech	(H)	49	25
Feb. 15	Sewanee	(H)	60	15
Feb. 17	Vanderbilt	(H)	47	27
SEC TOURNAMENT (Atlanta, Ga.)				
Feb. 24	**Florida**		**32**	**38**
(N1) Birmingham			741	399

1934-35 — Won 19, Lost 2.

COACH: Adolph Rupp
CAPTAIN: Dave Lawrence and Jack Tucker

Dec. 10	Alumni	(H)	61	10
Dec. 13	Oglethorpe	(H)	81	12
Dec. 20	Tulane	(A)	38	9
Dec. 21	Tulane	(A)	52	12
Jan. 2	Chicago	(H)	42	16
Jan. 5	**New York U.**	**(A)**	**22**	**23**
Jan. 18	Tulane	(H)	63	22
Jan. 19	Tulane	(H)	55	12
Jan. 22	Chattanooga	(H)	66	19
Jan. 26	Tennessee	(H)	48	21
Feb. 1	Alabama	(N1)	33	26
Feb. 2	Vanderbilt	(A)	58	22
Feb. 5	Xavier	(A)	40	27
Feb. 9	Georgia Tech	(H)	57	30
Feb. 11	Alabama	(H)	25	16
Feb. 13	**Michigan St.**	**(A)**	**26**	**32**
Feb. 16	Tennessee	(A)	38	36
Feb. 22	Creighton	(H)	63	42
Feb. 23	Creighton	(H)	24	13
Mar. 2	Vanderbilt	(H)	53	19
Mar. 7	Xavier	(H)	46	29
SEC CO-CHAMPIONS			**991**	**448**

(N1) Birmingham

* Denotes 1 overtime period
** Denotes 2 overtime periods
***Denotes 3 overtime periods

ALL-TIME RECORDS

Date	Team	Site	Ky.	Opp.
1935-36 — Won 15, Lost 6.				
COACH: Adolph Rupp				
CAPTAIN: Milerd Anderson				
Dec. 6	Georgetown	(H)	42	17
Dec. 17	Berea	(H)	58	30
Dec. 23	Pittsburgh	(H)	35	17
Jan. 8	**New York U.**	**(A)**	**28**	**41**
Jan. 14	Xavier	(A)	36	32
Jan. 17	Tulane	(H)	49	24
Jan. 18	Tulane	(H)	39	21
Jan. 21	Michigan St.	(H)	27	19
Jan. 25	Tennessee	(H)	40	31
Feb. 1	**Vanderbilt**	**(A)**	**23**	**32**
Feb. 3	Alabama	(A)	32	30
Feb. 7	Alabama	(H)	40	34
Feb. 10	**Notre Dame**	**(A)**	**20**	**41**
Feb. 11	Butler	(A)	39	28
Feb. 15	**Tennessee**	**(A)**	**28**	**39**
Feb. 18	Xavier	(H)	49	40
Feb. 21	Creighton	(H)	68	38
Feb. 22	**Creighton**	**(H)**	**29**	**31**
Feb. 24	Vanderbilt	(H)	61	41
SEC TOURNAMENT (Knoxville, Tenn.)				
Feb. 28	Mississippi St.		41	39
Mar. 1	**Tennessee**		**28**	**39**
			126	64
1936-37 — Won 17, Lost 5.				
COACH: Adolph Rupp				
CAPTAIN: Warfield Donohue				
Dec. 9	Georgetown	(H)	46	21
Dec. 12	Berea	(H)	70	26
Dec. 15	Xavier	(A)	34	28
Dec. 21	Centenary	(H)	37	19
Jan. 2	Michigan St.	(H)	28	21
Jan. 5	**Notre Dame**	**(N1)**	**28**	**41**
Jan. 8	Creighton	(H)	59	36
Jan. 14	**Michigan St.**	**(A)**	**23**	**24**
Jan. 16	Akron U.	(N2)	32	22
Jan. 23	Tennessee	(H)	43	26
Jan. 30	Vanderbilt	(A)	41	26
Feb. 1	Alabama	(N3)	38	27
Feb. 3	**Tulane**	**(A)**	**28**	**35**
Feb. 4	Tulane	(A)	28	25
Feb. 8	Mexico U.	(H)	60	30
Feb. 10	**Alabama**	**(H)**	**31**	**34**
Feb. 13	**Tennessee**	**(A)**	**24**	**26**
Feb. 20	Vanderbilt	(H)	51	19
Feb. 22	Xavier	(H)	23	15
SEC TOURNAMENT (Knoxville, Tenn.)				
Feb. 26	Louisiana St.		57	37
Feb. 28	Georgia Tech		40	30
Mar. 1	Tennessee (finals)		39	25
SEC CHAMPIONS			**60**	**593**
(N1) Louisville (N2) Cincinnati (N3) Birmingham				
1937-38 — Won 13, Lost 5.				
COACH: Adolph Rupp				
CAPTAIN: J. Rice Walker				
Dec. 5	Berea	(H)	67	33
Dec. 18	Cincinnati	(H)	38	21
Dec. 22	Centenary	(H)	35	25
SUGAR BOWL TOURNAMENT (New Orleans, La.)				
Dec. 29	Pittsburgh (finals)		40	29
Jan. 8	**Michigan St.**	**(A)**	**37**	**42**
Jan. 10	**Detroit**	**(A)**	**26**	**34**
Jan. 15	**Notre Dame**	**(A)**	**37**	**47**
Jan. 22	Tennessee	(H)	52	27
Jan. 29	Vanderbilt	(A)	42	19
Jan. 31	Alabama	(N1)	57	31
Feb. 5	**Xavier**	**(A)**	**32**	**39**
Feb. 7	Michigan St.	(H)	44	27
Feb. 12	Alabama	(H)	27	21
Feb. 14	Marquette	(H)	35	33
Feb. 17	Xavier	(H)	45	29
Feb. 21	Vanderbilt	(H)	48	24
Feb. 26	Tennessee	(A)	29	26
SEC TOURNAMENT (Baton Rouge, La)				
Mar. 3	**Tulane**		**34**	**36**
			725	541
(N1) Birmingham				
1938-39 — Won 16, Lost 4.				
COACH: Adolph Rupp				
CAPTAIN: Bernard Opper				
Dec. 2	Georgetown	(H)	39	19
Dec. 10	Ky. Wesleyan	(H)	57	18
Dec. 17	Cincinnati	(H)	44	27
Dec. 21	Washington & Lee	(H)	67	47
Jan. 4	**Long Island**	**(A)**	**34**	**52**
Jan. 6	St. Joseph's	(A)	41	30
Jan 14	**Notre Dame**	**(N1)**	**37**	**42**
Jan. 21	**Tennessee**	**(H)**	**29**	**30**
Jan. 28	**Alabama**	**(N2)**	**38**	**41**
Jan. 30	Vanderbilt	(A)	51	37
Feb. 4	Marquette	(H)	37	31
Feb. 8	Xavier	(A)	41	31
Feb. 11	Alabama	(H)	45	27
Feb. 13	Mississippi St.	(H)	39	28
Feb. 18	Tennessee	(A)	36	**34
Feb. 21	Xavier	(H)	43	23
Feb. 25	Vanderbilt	(H)	52	27
SEC TOURNAMENT (Knoxville, Tenn.)				
Mar. 2	Mississippi		49	30
Mar. 3	Louisiana St.		53	34
Mar. 4	Tennessee (finals)		46	38
SEC CHAMPIONS			**878**	**646**
(N1) Louisville (N2) Birmingham				
1939-40 — Won 15, Lost 6.				
COACH: Adolph Rupp				
CAPTAIN: Layton Rouse				
Dec. 9	Berea	(H)	74	24
Dec. 16	**Cincinnati**	**(H)**	**30**	**39**
Dec. 21	Clemson	(A)	55	31
SUGAR BOWL (New Orleans, La.)				
Dec. 27	Ohio St. (finals)		36	30
Jan. 1	Kansas St.	(H)	53	26
Jan. 6	Xavier	(A)	42	41
Jan. 8	West Virginia	(H)	47	38
Jan. 13	**Notre Dame**	**(A)**	**47**	**52**
Jan. 20	Tennessee	(H)	35	26
Jan. 27	**Alabama**	**(N1)**	**32**	**36**
Jan. 29	**Vanderbilt**	**(A)**	**32**	**40**
Feb. 3	Marquette	(A)	51	45
Feb. 10	Alabama	(H)	46	18
Feb. 12	Xavier	(H)	37	29
Feb. 13	Mississippi St.	(H)	45	37
Feb. 17	**Tennessee**	**(A)**	**23**	**27**
Feb. 19	**Georgia Tech**	**(A)**	**39**	**44**
Feb. 24	Vanderbilt	(H)	43	38
SEC TOURNAMENT (Knoxville, Tenn.)				
Feb. 29	Vanderbilt		44	31
Mar. 1	Tennessee		30	29
Mar. 2	Georgia (finals)		51	43
SEC CHAMPIONS			**892**	**724**
(N1) Birmingham				
1940-41 — Won 17, Lost 8.				
COACH: Adolph Rupp				
CAPTAIN: Lee Huber				
Dec. 7	Alumni	(H)	62	25
Dec. 12	West Virginia	(H)	46	34
Dec. 13	Maryville	(H)	53	14
Dec. 18	**Nebraska**	**(A)**	**39**	**40**
Dec. 19	**Creighton**	**(A)**	**45**	**54**
Dec. 20	Kansas State	(A)	28	25
Dec. 27	Centenary	(H)	70	18
SUGAR BOWL (New Orleans, La.)				
Dec. 30	**Indiana**		**45**	**48**
Jan. 4	**Notre Dame**	**(N1)**	**47**	**48**
Jan. 9	Xavier	(A)	48	43
Jan. 11	**West Virginia**	**(A)**	**43**	**56**
Jan. 18	**Tennessee**	**(A)**	**22**	**32**
Jan. 20	Georgia Tech	)	47	37
Jan. 25	**Xavier**	**(H)**	**44**	**49**
Feb. 1	Vanderbilt	(A)	51	50
Feb. 3	Alabama	(A)	38	36
Feb. 8	Alabama	(H)	46	38
Feb. 10	Mississippi	(H)	60	41
Feb. 15	Tennessee	(H)	37	28
Feb. 17	Georgia Tech	(H)	60	41
Feb. 24	Vanderbilt	(H)	58	31
SEC TOURNAMENT (Louisville, Ky.)				
Feb. 27	Mississippi		62	52
Feb. 28	Tulane		59	30
Mar. 1	Alabama		39	37
Mar. 2	**Tennessee**		**33**	**36**
(N1) Louisville			1182	943
1941-42 — Won 19, Lost 6.				
COACH: Adolph Rupp				
CAPTAIN: Carl Staker				
Dec. 6	Miami (Ohio) U.	(H)	35	21
Dec. 13	**Ohio State**	**(A)**	**41**	**43**
Dec. 16	Nebraska	(H)	42	27
Dec. 22	South Carolina	(H)	64	25
Dec. 30	Texas A&M	(H)	49	29
Jan. 2	Washington & Lee	(H)	62	32
Jan. 10	Xavier	(A)	40	39
Jan. 17	**Tennessee**	**(A)**	**40**	**46**
Jan. 19	Georgia	(A)	51	26
Jan. 20	Georgia Tech	(A)	63	53
Jan. 24	Mexico	(H)	56	26
Jan. 31	Georgia	(H)	55	38
Feb. 2	**Alabama**	**(A)**	**35**	**41**
Feb. 7	**Notre Dame**	**(A)**	**43**	**46**
Feb. 9	Alabama	(H)	50	34
Feb. 14	Tennessee	(A)	36	33
Feb. 16	Georgia Tech	(H)	57	51
Feb. 21	Xavier	(H)	44	36
SEC TOURNAMENT (Louisville, Ky.)				
Feb. 26	Florida		42	36
Feb. 27	Mississippi		59	32
Feb. 28	Auburn		40	31
Mar. 1	Alabama (finals)		36	34
SEC CHAMPIONS				
POST SEASON GAME (Louisville, Ky.)				
Mar. 14	**Great Lakes**		**47**	**58**
NCAA TOURNAMENT (New Orleans, La)				
Mar. 20	Illinois		46	44
Mar. 21	**Dartmouth**		**28**	**47**
			1161	928
1942-43 — Won 17, Lost 6.				
COACH: Adolph Rupp				
Co-Captains: Marvin Akers and Melvin Brewer				
Dec. 12	Cincinnati	(H)	61	39
Dec. 19	Washington	(H)	45	38
Dec. 23	**Indiana**	**(N1)**	**52**	**58**
Jan. 2	**Ohio State**	**(H)**	**40**	**45**
Jan. 4	Ft. Knox	(H)	64	30
Jan. 9	Xavier	(A)	43	38
Jan. 16	Tennessee	(A)	30	28
Jan. 18	Georgia	(A)	60	28
Jan. 19	Georgia Tech	(A)	38	36
Jan. 23	Notre Dame	(N1)	60	55
Jan. 26	Vanderbilt	(H)	39	38
Jan. 30	**Alabama**	**(A)**	**32**	**41**
Feb. 1	Vanderbilt	(A)	54	43
Feb. 6	Alabama	(H)	67	41
Feb. 8	Xavier	(H)	48	36
Feb. 13	Tennessee	(H)	53	29
Feb. 15	Georgia Tech	(H)	58	31
Feb. 20	**DePaul**	**(A)**	**44**	**53**
SEC TOURNAMENT (Louisville, Ky.)				
Feb. 25	Tulane		48	31
Feb. 26	Georgia		59	30
Feb. 27	Mississippi St.		52	43
Feb. 28	**Tennessee**		**30**	**33**
POST-SEASON GAME (N1)				
Mar. 6	**Great Lakes**		**39**	**53**
			1124	887
(N1) Louisville				
1943-44 — Won 19, Lost 2.				
COACH: Adolph Rupp				
CAPTAIN:				
Dec. 1	Ft. Knox	(H)	51	18
Dec. 4	Berea (Naval V-12)	(H)	54	40
Dec. 11	Indiana	(N1)	66	41
Dec. 13	Ohio State	(A)	40	28
Dec. 18	Cincinnati	(H)	58	30
Dec. 20	**Illinois**	**(A)**	**41**	**43**
Dec. 28	Carnegie Tech	(N2)	61	14
Dec. 30	St. John's	(A)	44	38
Jan. 8	Notre Dame	(N1)	55	54
Jan. 15	Wright Field	(H)	61	28
Jan. 31	Ft. Knox A.R.C.	(H)	76	48
Feb. 5	DePauw	(H)	38	35
Feb. 7	Illinois	(H)	51	40
Feb. 12	Cincinnati	(A)	38	35
Feb. 26	Ohio U.	(H)	51	35
SEC TOURNAMENT (Louisville, Ky.)				
Mar. 2	Georgia		57	29
Mar. 3	Louisiana St.		55	28
Mar. 4	Tulane (finals)		62	46
SEC CHAMPIONS				
NATIONAL INVITATION TOUR. (New York)				
Mar. 20	Utah		46	38
Mar. 22	**St.John's**		**45**	**48**
Mar. 26	Oklahoma A&M (cons)		45	29
			1095	745
(N1) Louisville (N2) Buffalo, N.Y.				
1944-45 — Won 22, Lost 4.				
COACH: Adolph Rupp				
CAPTAIN:				
Dec. 2	Ft. Knox	(H)	56	23
Dec. 4	Berea	(H)	56	32
Dec. 9	Cincinnati	(H)	66	24
Dec. 16	Indiana	(N1)	61	43
Dec. 23	Ohio State	(H)	53	*48
Dec. 26	Wyoming	(N2)	50	46
Dec. 30	Temple	(A)	45	44
Jan. 1	Long Island	(A)	62	*52
Jan. 6	Ohio U.	(H)	59	46
Jan. 8	Arkansas St.	(H)	75	6
Jan. 13	Michigan St.	(H)	66	35
Jan. 20	**Tennessee**	**(A)**	**34**	**35**
Jan. 22	Georgia Tech	(A)	64	58
Jan. 27	**Notre Dame**	**(N1)**	**58**	***59**
Jan. 29	Georgia	(H)	73	37
Feb. 3	Georgia Tech	(H)	51	32
Feb. 5	**Michigan St.**	**(A)**	**50**	**66**
Feb. 17	Tennessee	(H)	40	34
Feb. 19	Ohio U.	(A)	61	38
Feb 24	Cincinnati	(A)	65	35
SEC TOURNAMENT (Louisville, Ky.)				
Mar. 1	Florida		57	35
Mar. 2	Louisiana St.		68	37
Mar. 3	Alabama		52	41
Mar. 3	Tennessee (Finals)		39	35
SEC CHAMPIONS				
NCAA TOURNAMENT (New York)				
Mar. 20	**Ohio State**		**37**	**45**
Mar. 21	Tufts (Consolation)		66	56
			1464	1042
(N1) Louisville				
(N2) Buffalo, N.Y.				
1945-46 — Won 28, Lost. 2				
NIT Champions				
SEC Champions (Tournament)				
COACH: Adolph Rupp				
CAPTAIN: Jack Parkinson				
Dec. 1	Fort Knox	(H)	59	36
Dec. 7	Western Ontario	(H)	51	42
Dec. 8	Western Ontario	(H)	71	28
Dec. 15	Cincinnati	(H)	67	31
Dec. 18	Arkansas	(H)	67	42
Dec. 21	Oklahoma	(H)	43	33
Dec. 29	St. Johns	(A)	73	59
Jan. 1	**Temple**	**(A)**	**45**	**53**
Jan. 5	Ohio U	(H)	57	48
Jan. 7	Ft. Benning	(H)	81	25
Jan. 12	Michigan St.	(A)	55	44
Jan. 14	Xavier	(A)	62	36
Jan. 19	Tennessee	(A)	50	32
Jan. 21	Georgia Tech	(A)	68	43
Jan. 26	**Notre Dame**	**(N1)**	**47**	**56**
Jan. 28	Georgia Tech	(H)	54	26
Feb. 2	Michigan St.	(H)	59	51
Feb. 4	Vanderbilt	(A)	59	37
Feb. 9	Vanderbilt	(N2)	64	31
Feb. 16	Tennessee	(H)	54	34
Feb. 19	Xavier	(A)	60	52
Feb. 23	Xavier	(H)	83	40
SEC TOURNAMENT (Louisville, Ky.)				
Feb. 28	Auburn		69	24
Mar.1	Florida		69	32
Mar. 2	Alabama		59	30
Mar. 2	Louisiana St. (finals)		59	36
SEC CHAMPIONS				
POST SEASON GAME (Louisville, Ky.)				
Mar. 9	Temple		54	43
NATIONAL INVITATION TOUR (New York)				
Mar. 16	Arizona		77	53
Mar. 18	West Virginia		59	51
Mar. 20	Rhode Island (finals)		46	45
(N1)Louisville			1821	1198
(N2)Paducah, Ky.				

- Leading Scorers -

Jack Parkinson (6-0 Jr. G)..... 11.3
Wallace Jones (6-4 Fr. F)..... 9.7
Ralph Beard (5-10½ Fr. G)..... 9.3
Jack Tingle (6-3 Jr. F)..... 9.2
Wilbur Schu (6-4 Sr. F)..... 7.7

* Denotes 1 overtime period
** Denotes 2 overtime periods.

ALL-TIME RECORDS

Date	Team	Site	Ky.	Opp.
1946-47 — Won 34, Lost 3.				
NIT Runner-up				
SEC Champions (Tournament)				
COACH: Adolph Rupp				
CAPTAIN: Ken Rollins				
Nov. 28	Indiana Central	(H)	78	36
Nov. 30	Tulane	(H)	64	35
Dec 2	Ft.Kox	(H)	68	31
Dec. 7	Cincinnati	(A)	80	49
Dec. 9	Idaho	(H)	65	35
Dec. 12	DePaul	(N1)	65	45
Dec. 14	Texas A&M	(H)	83	18
Dec. 16	Miami (Ohio) U.	(H)	62	49
Dec. 21	St. John's	(N2)	70	50
Dec. 23	Baylor	(H)	75	34
Dec. 28	Wabash	(H)	96	24
SUGAR BOWL (New Orleans, La.)				
Dec. 30	**Oklahoma A&M**		**31**	**37**
Jan. 4	Ohio U.	(H)	46	36
Jan. 11	Dayton U.	(H)	70	29
Jan. 13	Vanderbilt	(A)	82	30
Jan. 18	Tennessee	(A)	54	39
Jan. 20	Georgia Tech	(A)	70	47
Jan. 21	Georgia	(A)	84	45
Jan. 25	Xavier	(H)	71	34
Jan. 27	Michigan St.	(H)	85	36
Feb. 1	Notre Dame	(N1)	60	30
Feb. 3	Alabama	(A)	48	37
Feb. 8	**DePaul**	**(A)**	**47**	**53**
Feb. 10	Georgia	(H)	81	40
Feb. 15	Tennessee	(H)	61	46
Feb. 17	Alabama	(H)	63	33
Feb. 19	Xavier	(A)	58	31
Feb. 21	Vanderbilt	(A)	84	41
Feb. 22	Georgia Tech	(H)	83	46
SEC TOURNAMENT (Louisville,Ky.)				
Feb. 27	Vanderbilt		96	29
Feb. 28	Auburn		84	18
Mar. 1	Georgia Tech		75	53
Mar. 1	Tulane (finals)		55	38
SEC CHAMPIONS				
POST-SEASON GAME (Louisville)				
Mar. 8	Temple		68	29
NATIONAL INVITATION TOURNAMENT (New York, N.Y.)				
Mar. 17	Long Island		63	62
Mar. 19	North Carolina St.		60	42
Mar. 24	**Utah**		**45**	**49**
(N1)Louisville			**2533**	**1416**

(N2) Mad. Sq. Gar., Record Crowd, 18,493

- Leading Scorers -

Alex Groza (6-7 Fr. C-F)..... 10.6
Ralph Beard (5-10½ Soph. G)..... 10.9
Kenneth Rollins (6-0 Jr. G)..... 8.4
Joe Holland (6-4 Sr. F)..... 6.2
Wallace Jones (6-4 Soph. C)..... 5.9

Date	Team	Site	Ky.	Opp.
1947-48 — Won 36, Lost 3.				
World Champions (Olympic Games)				
SEC Champions (Tournament)				
National Champions				
(NCAA Tournament)				
COACH: Adolph Rupp				
CAPTAIN: Kenneth Rollins				
Nov. 29	Indiana Central	(H)	80	41
Dec. 1	Ft. Knox	(H)	80	41
Dec. 5	Tulsa U.	(H)	72	18
Dec. 6	Tulsa U.	(H)	71	22
Dec. 10	DePaul	(N1)	74	50
Dec. 13	Cincinnati	(A)	67	31
Dec. 17	Xavier U.	(H)	79	37
Dec. 20	**Temple U**	**(A)**	**59**	**60**
Dec. 23	St. John's	(A)	52	40
Jan. 2	Creighton	(A)	65	23
Jan. 3	Western Ontario	(H)	98	41
Jan. 5	Miami (Ohio)	(A)	67	53
Jan. 10	Michigan St.	(A)	47	45
Jan. 12	Ohio U.	(A)	79	57
Jan. 17	Tennessee	(A)	65	54
Jan. 19	Georgia Tech.	(A)	71	56
Jan. 20	Georgia	(A)	88	51
Jan. 24	Cincinnati	(H)	70	43
Jan. 31	DePaul	(A)	68	51
Feb. 2	**Notre Dame**	**(A)**	**55**	**64**
Feb. 5	Alabama	(A)	41	31
Feb. 7	Washington U.	(N2)	69	39
Feb. 9	Vanderbilt	(A)	82	51
Feb. 14	Tennessee	(H)	69	42
Feb. 16	Alabama	(H)	63	33
Feb. 20	Vanderbilt	(H)	79	43
Feb. 21	Georgia Tech	(H)	78	54
Feb. 24	Temple	(N1)	58	38
Feb. 28	Xavier	(A)	59	37
SEC TOURNAMENT (Louisville, KY)				
Mar. 4	Florida		87	31
Mar. 5	Louisiana State		63	47
Mar. 6	Tennessee		70	47
Mar. 6	Georgia Tech (finals)		54	43
SEC CHAMPIONS				
NCAA TOURNAMENT (New York)				
Mar. 18	Columbia		76	53
Mar. 20	Holy Cross		60	52
Mar. 23	Baylor (finals)		58	42
NATIONAL CHAMPIONS				
OLYMPIC TRIALS (New York)				
Mar. 27	Louisville		91	57
Mar. 29	Baylor		77	59
(Championship - Collegiate Bracket)				
Mar. 31	**Phillips Oiler (AAU Champs)**		**49**	**53**
(N1) Louisville			**2690**	**1730**

(N2) Memphis

OLYMPIC TEAM EXHIBITION GAMES
Kentucky vs. Phillips Oilers

6-30-48 -	Tulsa, Okla.	52	60
7-2-48 -	Kansas City, Mo.	70	**69
7-9-48 -	Lexington, Ky.	50	56

@OLYMPIC GAMES (London, England)

July 30	Switzerland	86	21
Aug. 2	Czechoslovakia	53	28
Aug. 3	Argentina	59	57
Aug. 4	Egypt	66	28
Aug. 6	Peru	61	33
Aug. 9	Uruguay	63	28
Aug. 11	Mexico	71	40
Aug. 13	France (finals)	65	21

WORLD CHAMPIONS

- Leading Scorers -

Alex Groza (6-7 Jr. C).....12.5
(488 TP in 39 Games)
Ralph Beard (5-10½ Jr. G).....12.5
Wallace Jones (6-4 Jr. C/F).....9.3
James Line (6-2 Soph. F).....6.9
Kenneth Rollins (6-0 Sr. G).....6.6

Date	Team	Site	Ky.	Opp.
1948-49 - Won 32, Lost 2.				
National Champions				
(NCAA Tournament)				
SEC Champions (Tournament)				
Ranked 1st Nationally AP				
Runner Up Sugar Bowl				
Loser NIT in attempted "Grand Slam"				
Coach: Adolph Rupp				
Captain:				
Nov. 29	Indiana Central	(H)	74	38
Dec. 8	DePaul	(N1)	67	36
Dec. 10	Tulsa U.	(H)	81	27
Dec. 13	Arkansas	(H)	76	39
Dec. 16	Holy Cross	(A)	51	48
Dec. 18	St. John's	(A)	57	30
Dec. 22	Tulane	(N1)	51	47
SUGAR BOWL (New Orleans, La.)				
Dec. 29	Tulane		78	47
Dec. 30	**St. Louis**		**40**	**42**
Jan. 11	Bowling Green	(N2)	63	61
Jan. 15	Tennessee	(A)	66	51
Jan. 17	Georgia Tech	(A)	56	45
Jan. 22	DePaul	(A)	56	45
Jan. 29	Notre Dame	(N1)	62	38
Jan. 31	Vanderbilt	(A)	72	50
Feb. 2	Alabama	(A)	56	40
Feb. 3	Mississippi	(N3)	75	45
Feb. 5	Bradley	(N4)	62	52
Feb. 8	Tennessee	(H)	71	56
Feb. 12	Xavier	(H)	96	50
Feb. 14	Alabama	(H)	74	32
Feb. 16	Mississippi	(H)	85	31
Feb. 19	Georgia Tech	(H)	78	32
Feb. 21	Georgia	(H)	95	40
Feb. 24	Xavier	(A)	51	40
Feb. 26	Vanderbilt	(H)	70	37
SEC TOURNAMENT (Louisville, Ky.)				
Mar. 3	Florida		73	36
Mar. 4	Auburn		70	39
Mar. 5	Tennessee		83	44
Mar. 5	Tulane (finals)		68	52
SEC CHAMPIONS				
NATIONAL INVITATION TOUR. (New York)				
Mar. 14	**Loyola of Chicago**		**56**	**67**
NCAA TOURNAMENT (Eastern Regionals) (New York, N.Y.)				
Mar. 21	Villanova		85	72
Mar. 22	Illinois		76	47
NCAA FINALS (Seattle, Wash.)				
Mar. 26	Oklahoma A&M (finals)		46	36
NATIONAL CHAMPIONS			**2320**	**1492**

(N1) Louisville (N3)Memphis
(N2) Cleveland (N4) Owensboro, Ky.

- Leading Scorers -

Alex Groza (6-7 Sr. C).....20.5
Ralph Beard (5-10½ Sr. G).....10.8
Wallace Jones (6-4 Sr. F-C).....6
Cliff Barker (6-2 Sr. G-F).....7.3
Dale Barnstable (6-3 Jr. F-G).....6.1

Date	Team	Site	Ky.	Opp.
1949-50 — Won 25, Lost 5.				
SEC Champions (Tournament)				
Sugar Bowl Champions				
NIT Participant (0-1)				
Ranked 3rd Nationally AP				
COACH: Adolph Rupp				
CAPTAIN: Dale Barnstable				
Dec. 3	Indiana Central	(H)	84	61
Dec. 10	Western Ontario	(H)	90	18
Dec. 15	**St. John's**	**(A)**	**58**	**69**
Dec. 21	DePaul	(N1)	49	47
Dec. 25	Purdue	(A)	60	54
SUGAR BOWL (New Orleans, La.)				
Dec. 29	Villanova		57	*56
Dec. 30	Bradley (finals)		71	66
Jan. 2	Arkansas	(A)	57	53
Jan. 4	Mississippi St.	(N2)	87	55
Jan. 9	N. Carolina U.	(H)	83	44
Jan. 14	**Tennessee**	**(A)**	**53**	**66**
Jan. 16	Georgia Tech	(A)	61	47
Jan. 17	**Georgia**	**(A)**	**60**	**71**
Jan. 21	DePaul	(A)	86	53
Jan. 23	**Notre Dame**	**(A)**	**51**	**64**
Jan. 26	Xavier	(A)	58	47
Jan. 28	Georgia	(H)	88	56
Jan. 30	Vanderbilt	(A)	58	54
Feb. 2	Alabama	(A)	66	64
Feb. 4	Mississippi	(N3)	61	55
Feb. 11	Tennessee	(H)	79	52
Feb. 13	Alabama	(H)	77	57
Feb. 15	Mississippi	(H)	90	50
Feb. 18	Georgia Tech	(H)	97	62
Feb. 23	Xavier	(H)	58	53
Feb. 25	Vanderbilt	(H)	70	66
SEC TOURNAMENT (Louisville, Ky.)				
Mar. 2	Mississippi St.		56	46
Mar. 3	Georgia		79	63
Mar. 4	Tennessee (finals)		95	58
SEC CHAMPIONS				
NATIONAL INVITATION TOUR. (New York)				
Mar. 14	**City Col. of N.Y.**		**50**	**89**
			2089	**1696**

(N1) Louisville (N2) Owensboro
(N3) Memphis

- Leading Scorers -

Bill Spivey (7-0 Soph. C).....19.3
Jim Line (6-2 Sr. F).....13.1
Walt Hirsch (6-4 Jr. F).....9.9
Bobby Watson (5-10 Soph. G).....7.5
Dale Barnstable (6-3 Sr. G).....5.9

MEMORIAL COLISEUM ERA

Date	Team	Site	Ky.	Opp.
1950-51 — Won 32, Lost 2.				
National Champions (NCAA Tournament)				
SEC Champions				
Ranked 1st Nationally AP-UP				
Third Sugar Bowl Tournament				
COACH: Adolph Rupp				
CAPTAIN: Walt Hirsch				
(Including exhibition games, Kentucky won 39 games and lost 2.)				
Dec. 1	W. Texas St.	(H)	73	43
Dec. 9	Purdue	(H)	70	52
Dec. 12	Xavier	(A)	67	56
Dec. 14	Florida	(H)	85	37
Dec. 16	Kansas	(H)	68	39
Dec. 23	St. John's	(A)	43	37
SUGAR BOWL (New Orleans, La.)				
Dec. 29	**St. Louis**		**42**	**43**
Dec. 30	Syracuse (consolation)		69	59
Jan. 5	Auburn	(H)	79	35
Jan. 8	DePaul	(H)	63	55
Jan. 13	Alabama	(H)	65	48
Jan. 15	Notre Dame	(H)	69	44
Jan. 20	Tennessee	(A)	70	45
Jan. 22	Georgia Tech	(A)	82	61
Jan. 27	Vanderbilt	(A)	74	49
Jan. 29	Tulane	(A)	104	68
Jan. 31	Louisiana St.	(A)	81	59
Feb. 2	Mississippi St.	(A)	80	60
Feb. 3	Mississippi	(N1)	86	39
Feb. 9	Georgia Tech	(H)	75	42
Feb. 13	Xavier	(H)	78	51
Feb. 17	Tennessee	(H)	86	61
Feb. 19	DePaul	(A)	60	57
Feb. 23	Georgia	(H)	88	41
Feb. 24	Vanderbilt	(H)	89	57
SEC CHAMPIONS				
SEC TOURNAMENT (Louisville, Ky.)				
Mar. 1	Mississippi St.		92	70
Mar. 2	Auburn		84	54
Mar. 3	Georgia Tech		82	56
Mar. 3	**Vanderbilt**		**57**	**61**
POST-SEASON GAME				
Mar. 13	Loyola of Chicago	(H)	97	61
NCAA TOURNAMENT (First Round — Raleigh, N.C.)				
Mar. 20	Louisville		79	68
(Eastern Regional — New York,N.Y.)				
Mar. 22	St. John's		59	43
Mar. 24	Illinois		76	74
(National Finals — Minneapolis, Minn.)				
Mar. 27	Kansas St. (finals)		68	58
			2540	**1783**
NATIONAL CHAMPIONS				
EXHIBITION GAME				
Apr. 27	Ky. All-Stars	(H)	92	49
PUERTO RICO EXHIBITION TOUR				
Aug. 25	San German Ath.		86	38
Aug. 26	Ponce Lions		83	43
Aug. 27	San Turce		93	40
Aug. 29	Univ. of Puerto Rico		91	44
Sept. 2	U.S. Navy		52	23
(Called at half on account of rain)				
Sept. 3	Puerto Rico All-Stars		75	46

(N1) Owensboro, Ky.

- Leading Scorers -

Bill Spivey (7-0 Jr. C).....19.2
Shelby Linville (6-5 Jr. F).....10.4
Bobby Watson (5-10 Jr. G).....10.4
Frank Ramsey (6-3 Soph. G).....10.1
Walt Hirsch (6-3 Sr. F).....9.1

Date	Team	Site	Ky.	Opp.
1951-52 — Won 29, Lost 3.				
Ranked 1st Nationally AP-UP				
SEC Championship (14-0)				
NCAA Tournament Participant (1-1)				
Runner-up Sugar Bowl				
COACH: Adolph Rupp				
CAPTAIN: Robert Watson				
Dec. 8	Washington & Lee	(H)	96	46
Dec. 10	Xavier	(A)	97	72
Dec. 13	**Minnesota**	**(A)**	**57**	**61**
Dec. 17	St. John's	(H)	81	40
Dec. 20	DePaul	(H)	98	60
Dec. 26	U.C.L.A.	(H)	84	53
SUGAR BOWL (New Orleans, La.)				
Dec. 28	Brigham Young		84	64
Dec. 29	**St. Louis**		**60**	**61**
Jan. 2	Mississippi	(N1)	116	58
Jan. 5	Louisiana St.	(H)	57	47
Jan. 7	Xavier	(H)	83	50
Jan. 12	Florida	(H)	99	52
Jan. 16	Georgia	(N2)	95	55

* Denotes 1 overtime period.
** Denotes 2 overtime periods.

ALL-TIME RECORDS

Date	Team	Site	Ky.	Opp.
1951-52 continued				
Jan. 19	Tennessee	(A)	65	56
Jan. 21	Georgia Tech	(A)	96	51
Jan. 26	Alabama	(A)	71	67
Jan. 28	Vanderbilt	(A)	88	51
Jan. 30	Auburn	(A)	88	48
Feb. 2	Notre Dame	(N3)	71	66
Feb. 4	Tulane	(H)	103	54
Feb. 6	Mississippi	(H)	81	61
Feb. 9	Georgia Tech	(H)	93	42
Feb. 11	Mississippi St.	(H)	110	66
Feb. 16	Tennessee	(H)	95	40
Feb. 21	Vanderbilt	(H)	75	45
Feb. 23	DePaul	(A)	63	61
SEC CHAMPIONS				
	SEC TOURNAMENT (Louisville, Ky.)			
Feb. 28	Georgia Tech		80	59
Feb. 29	Tulane		85	61
Mar. 1	Tennessee		81	66
Mar. 1	Louisiana St. (finals)		44	43
	NCAA TOURNAMENT (Eastern Regionals) (Raleigh, N.C.)			
Mar. 21	Penn. St.		82	54
Mar. 22	**St. John's**		**57**	**64**
			2635	**1774**

(N1) Owensboro, Ky. (N2) Louisville
(N3) Chicago

- Leading Scorers -

Cliff Hagan (6-4 Jr. C).....21.6
Frank Ramsey (6-3 Jr. G).....15.9
Bobby Watson (5-10 Sr. G).....13.1
Lou Tsioropoulos (6-5 Jr. F).....7.9
Lucian Whitaker (6-0 Sr. F).....7.8

1952-53 — No Schedule

(Under suspension by NCAA)

Intra-Squad Scrimmage Results
COACH: Adolph Rupp
CO-CAPTAINS: Cliff Hagan and Frank Ramsey

Dec. 13	Varsity	76	Freshman	45
Jan. 19	Ramsey's	71	Hagans	50
Feb. 4	Hagans	68	Ramsey's	55
Feb. 28	Blues	49	Whites	47
		264		**197**

1953-54 — Won 25, Lost 0.

Ranked 1st Nationally AP, 2nd UPI
UKIT Champions
SEC Champions (14-0)
Declined NCAA Berth
COACH: Adolph Rupp
CO-CAPTAINS: Cliff Hagan and Frank Ramsey

Dec. 5	Temple	(H)	86	59
Dec. 12	Xavier	(A)	81	66
Dec. 14	Wake Forest	(H)	101	69
Dec. 18	St. Louis	(A)	71	59
	UK INVITATIONAL TOURNAMENT			
Dec. 21	Duke		85	69
Dec. 22	LaSalle (finals)		73	60
Dec. 28	Minnesota	(H)	74	59
Jan. 4	Xavier	(H)	77	71
Jan. 9	Georgia Tech	(H)	105	53
Jan. 11	DePaul	(H)	81	63
Jan. 16	Tulane	(H)	94	43
Jan. 23	Tennessee	(A)	97	71
Jan. 30	Vanderbilt	(A)	85	63
Feb. 2	Georgia Tech	(N1)	99	48
Feb. 4	Georgia	(H)	106	55
Feb. 6	Georgia	(N2)	100	68
Feb. 8	Florida	(A)	97	55
Feb. 13	Mississippi	(H)	88	62
Feb. 15	Mississippi St.	(H)	81	49
Feb. 18	Tennessee	(H)	90	63
Feb. 20	DePaul	(A)	76	61
Feb. 22	Vanderbilt	(H)	100	64
Feb. 27	Auburn	(N3)	109	79
Mar. 1	Alabama	(A)	68	43
	SEC PLAYOFF (Nashville, Tenn.)			
Mar. 9	Louisiana St.		63	56
			2187	**1508**

(Playoff game to determine SEC champion and representative in NCAA Tournament. Kentucky and LSU tied for league title due to a schedule disagreement. Kentucky won but declined NCAA.)

Date	Team	Site	Ky.	Opp.
SEC CHAMPIONS				
(N1) Louisville (N2) Owensboro, Ky. (N3) Montgomery				

- Leading Scorers -

Cliff Hagan (6-4 Sr. C).....24.0
Frank Ramsey (6-3 S. G).....19.6
Lou Tsioropoulos (6-5 Sr. F).....14.5
Billy Evans (6-1 Jr. F).....8.4
Gayle Rose (6-0 Jr. G).....6.7

1954-55 — Won 23, Lost 3.

NCAA Tournament Participant (1-1)
UKIT Champions
SEC Champions (12-2)
Ranked 2nd Nationally AP, UPI
COACH: Adolph Rupp
CAPTAIN: Bill Evans

Dec. 4	Louisiana St.	(H)	74	58
Dec. 11	Xavier	(A)	73	69
Dec. 18	Temple	(H)	79	61
	UNIVERSITY OF KENTUCKY INVITATIONAL TOURNAMENT (Lexington, Ky.)			
Dec. 21	Utah		70	65
Dec. 22	LaSalle (finals)		63	54
Dec. 30	St. Louis	(H)	82	65
Jan. 1	Temple	(A)	101	69
Jan. 8	**Georgia Tech**	**(H)**	**58**	**59**
Jan. 10	DePaul	(H)	92	59
Jan. 15	Tulane	(A)	58	44
Jan. 17	Louisiana St.	(A)	64	62
Jan. 22	Tennessee	(A)	84	66
Jan. 29	Vanderbilt	(A)	75	71
Jan. 31	**Georgia Tech**	**(A)**	**59**	**65**
Feb. 3	Florida	(H)	87	63
Feb. 5	Mississippi	(N1)	84	66
Feb. 7	Mississippi St.	(A)	61	56
Feb. 9	Georgia	(H)	86	40
Feb. 14	Xavier	(H)	66	55
Feb. 19	DePaul	(A)	76	72
Feb. 21	Vanderbilt	(H)	77	59
Feb. 26	Auburn	(H)	93	59
Feb. 28	Alabama	(H)	66	52
Mar. 5	Tennessee	(H)	104	61
SEC CHAMPIONS				
	NCAA TOURNAMENT (Eastern Regionals) (Evanston, Illinois)			
Mar. 11	**Marquette**		**71**	**79**
Mar. 12	Penn State		84	59
			1987	**1588**

(N1) Memphis

- Leading Scorers -

Bob Burrow (6-7 Jr. C).....19.0
Billy Evans (6-1 Jr. F).....13.9
Jerry Bird (6-6 Jr. F).....10.7
Phil Grawemeyer (6-7½ Jr. F).....*13.0
Gayle Rose (6-0 Sr. G).....7.4
*Grawemeyer ranked 4th in total points with 260 in 20 games. Broke leg against DePaul and missed last six games.

1955-56 — Won 20, Lost 6.

Ranked 9th Nationally AP
Second SEC (12-2)
NCAA Tournament Participant (1-1)
UKIT Runner-up
COACH: Adolph Rupp
CAPTAINS: Phil Grawemeyer

Dec. 3	Louisiana St.	(A)	62	52
Dec. 10	**Temple**	**(H)**	**61**	**73**
Dec. 12	DePaul	(H)	71	69
Dec. 15	Maryland	(A)	62	61
Dec. 17	Idaho	(H)	91	49
	UK INVITATIONAL TOURNAMENT			
Dec. 20	Minnesota		72	65
Dec. 21	**Dayton**		**74**	**89**
Dec. 28	St. Louis U.	(A)	101	80
Jan. 7	Georgia Tech	(H)	104	51
Jan. 12	Tulane	(H)	85	63
Jan. 14	Louisiana St.	(H)	107	65
Jan. 21	Tennessee	(A)	95	68
Jan. 28	**Vanderbilt**	**(A)**	**73**	**81**
Jan. 30	Georgia Tech	(A)	84	62
Feb. 1	Duke	(H)	81	76
Feb. 4	Auburn	(N1)	82	81
Feb. 6	Florida	(A)	81	70
Feb. 11	Mississippi	(H)	88	49
Feb. 13	Mississippi St.	(H)	86	65
Feb. 18	**DePaul**	**(A)**	**79**	**81**
Feb. 20	Vanderbilt	(H)	76	55
Feb. 25	**Alabama**	**(N1)**	**77**	**101**
Feb. 27	Georgia	(N2)	143	66
Mar. 3	Tennessee	(H)	101	77
	NCAA TOURNAMENT (Kentucky represented the SEC in NCAA when champion Alabama declined the bid.)			
	(Eastern Regionals) (Iowa City, Iowa)			
Mar. 16	Wayne U.	(A)	84	64
Mar. 17	**Iowa**	**(A)**	**77**	**89**
			2197	**1802**

(N1) Montgomery
(N2) Louisville

- Leading Scorers -

Bob Burrow (6-7 Sr. C).....21.1
Jerry Bird (6-6 Sr. F).....16.2
Vernon Hatton (6-3 Soph. G).....13.3
Gerry Calvert (5-11 Jr. G).....11.2
Phil Grawemeyer(6-7½ Sr. F).....8.4

1956-57 — Won 23, Lost 5.

Ranked 3rd Nationally AP, UPI
UKIT Champions
SEC Champions (12-2)
Sugar Bowl Champions
NCAA Tournament Participant (1-1)
COACH: Adolph Rupp
HONORARY CO-CAPTAINS: Ed Beck and Gerry Calvert

Dec. 1	Washington & Lee	(H)	94	66
Dec. 3	Miami (Fla.)	(H)	114	75
Dec. 8	Temple	(A)	73	58
Dec. 10	**St. Louis**	**(H)**	**70**	**71**
Dec. 15	Maryland	(H)	76	55
Dec. 18	**Duke**	**(A)**	**84**	**85**
	UK INVITATIONAL TOURNAMENT			
Dec. 21	Southern Meth.		73	67
Dec. 22	Illinois (finals)		91	70
	SUGAR BOWL (New Orleans, La.)			
Dec. 28	Virginia Tech		56	55
Dec. 29	Houston (finals)		111	76
Jan. 5	Georgia Tech	(H)	95	72
Jan. 7	Loyola (Chicago)	(H)	81	62
Jan. 12	Louisiana St.	(A)	51	46
Jan. 14	**Tulane**	**(A)**	**60**	**68**
Jan. 19	Tennessee	(A)	97	72
Jan. 26	Vanderbilt	(A)	91	83
Jan. 28	Georgia Tech	(A)	76	65
Jan. 30	Georgia	(H)	84	53
Feb. 2	Florida	(H)	88	61
Feb. 8	Mississippi	(N1)	75	69
Feb. 11	**Mississippi St.**	**(A)**	**81**	**89**
Feb. 15	Loyola (Chicago)	(A)	115	65
Feb. 18	Vanderbilt	(H)	80	65
Feb. 23	Alabama	(H)	79	60
Feb. 25	Auburn	(H)	103	85
Mar. 2	Tennessee	(H)	93	75
SEC CHAMPIONS				
	NCAA TOURNAMENT (Midwest Regional) (Lexington, Ky.)			
Mar. 15	Pittsburgh		98	92
Mar. 16	**Michigan St.**		**68**	**80**
			2357	**1953**

(N1) Memphis

- Leading Scorers -

Johnny Cox (6-4 Soph. F).....19.4
Gerry Calvert (5-11 Sr. G).....15.2
Vernon Hatton (6-3 Jr. G).....14.8
John Crigler (6-3 Jr. F).....10.3
Ed Beck (6-7 Jr. C).....9.5

1957-58 — Won 23, Lost 6.

National Champions
(NCAA Tournament)
SEC Champions (12-2)
Ranked 9th Nationally AP, 14th UPI
UKIT Participant (1-1)
COACH: Adolph Rupp
HONORARY CAPTAIN: Ed Beck

Date	Team	Site	Ky.	Opp.
Dec. 2	Duke	(H)	78	74
Dec. 4	Ohio State	(A)	61	54
Dec. 7	Temple	(H)	85	***83
Dec. 9	**Maryland**	**(A)**	**62**	**71**
Dec. 14	St. Louis	(A)	73	60
Dec. 16	**Southern Meth.**	**(A)**	**64**	**65**
	UK INVITATIONAL TOURNAMENT			
Dec. 20	**West Virginia**		**70**	**77**
Dec. 21	Minnesota		78	58
Dec. 23	Utah State	(H)	92	64
Dec. 30	Loyola (Chicago)	(H)	75	42
Jan. 4	Georgia Tech	(H)	76	60
Jan. 6	Vanderbilt	(A)	86	81
Jan. 11	Louisiana St.	(H)	97	52
Jan. 13	Tulane	(H)	86	50
Jan. 18	Tennessee	(H)	77	68
Jan. 27	**Georgia Tech**	**(A)**	**52**	**71**
Jan. 29	Georgia	(N1)	74	55
Jan. 31	Florida	(A)	78	56
Feb. 8	Mississippi	(H)	96	65
Feb. 10	Mississippi St.	(H)	72	62
Feb. 15	**Loyola (Chicago)**	**(A)**	**56**	**57**
Feb. 17	Vanderbilt	(H)	65	61
Feb. 22	Alabama	(N2)	45	*43
Feb. 24	**Auburn**	**(N3)**	**63**	**64**
Mar. 1	Tennessee	(A)	77	66
SEC CHAMPIONS				
	NCAA TOURNAMENT (Mideast Regional) (Lexington, Ky.)			
Mar. 14	Miami (Ohio)		94	70
Mar. 15	Notre Dame		89	56
	FINALS Louisville, Ky.			
Mar. 21	Temple		61	60
Mar. 22	Seattle (finals)		84	72
			2166	**1817**

NATIONAL COLLEGIATE CHAMPIONS FOR RECORD FOURTH TIME

(N1) Atlanta (N2) Montgomery
(N3) Birmingham

- Leading Scorers -

Vernon Hatton (6-3 Sr. G).....17.1
Johnny Cox (6-4 Jr. F).....14.9
John Crigler (6-3, Sr. F).....13.6
Adrian Smith (6-0 Sr. G).....12.4
Ed Beck (6-7 Sr. C).....5.6

1958-59 — Won 24, Lost 3.

NCAA Tournament Participant (1-1)
UKIT Champions
Second SEC (12-2)
Ranked 2nd Nationally
COACH: Adolph Rupp
HONORARY CAPTAIN: Johnny Cox

Dec. 1	Florida St.	(H)	91	68
Dec. 6	Temple	(A)	76	71
Dec. 8	Duke	(A)	78	64
Dec. 11	Southern Meth.	(H)	72	60
Dec. 13	St. Louis	(H)	76	57
Dec. 15	Maryland	(H)	58	*56
	UK INVITATIONAL TOURNAMENT			
Dec. 19	Ohio State		95	76
Dec. 20	West Virginia (finals)		97	91
Dec. 29	Navy	(H)	82	69
Dec. 30	Illinois	(N1)	76	75
Jan. 3	Georgia Tech	(H)	72	62
Jan. 6	**Vanderbilt**	**(A)**	**66**	**75**
Jan. 10	Louisiana St.	(A)	76	61
Jan. 12	Tulane	(A)	85	68
Jan. 17	Tennessee	(H)	79	58
Jan. 26	Georgia Tech	(A)	94	70
Jan. 29	Georgia	(H)	108	55
Jan. 31	Florida	(H)	94	51
Feb. 7	Mississippi	(N2)	97	72
Feb. 9	**Mississippi St.**	**(A)**	**58**	**66**
Feb. 14	Notre Dame	(N3)	71	52
Feb. 18	Vanderbilt	(H)	83	71
Feb. 21	Auburn	(H)	75	56
Feb. 23	Alabama	(H)	39	32
Feb. 28	Tennessee	(A)	69	56
	NCAA TOURNAMENT			

(Kentucky represented the SEC in NCAA when champion Miss. State declined the bid.)

ALL-TIME RECORDS

Date	Team	Site	Ky.	Opp.
1958-50 continued				
	(Mideast Regional)			
	Evanston, Ill.			
Mar. 13	**Louisville**		**61**	**76**
Mar. 14	Marquette		98	69
			2126	**1737**

(N1) Louisville (N3)Chicago
(N2) Jackson, Miss.

- Leading Scorers -

Johnny Cox (6-4 Sr. F).....17.9
Billy Ray Lickert (6-3 Soph. G).....13.5
Bennie Coffman (6-0 Jr. G).....10.7
Don Mills (6-6 Jr. C).....10.5
Sid Cohen (6-1 Jr. G).....8.1
Dickie Parsons (5-10 Soph G)..... 8.0

1959-60 —Won 18, Lost 7.

Third SEC (10-4)
UKIT Runner-up
COACH: Adolph Rupp
CO-CAPTAINS: Bill Lickert and Don Mills

Dec. 1	Colorado St.	(H)	106	73
Dec. 4	UCLA	(A)	68	66
Dec. 5	**So. California**	**(A)**	**73**	**87**
Dec. 12	**St. Louis**	**(A)**	**61**	**73**
Dec. 14	Kansas	(A)	77	*72
	UK INVITATIONAL TOURNAMENT			
Dec. 18	North Carolina		76	70
Dec. 19	**W. Virginia**		**70**	**79**
Dec. 20	Temple	(N1)	97	92
Dec. 28	Ohio State	(H)	96	93
Jan. 2	**Georgia Tech**	**(H)**	**54**	**62**
Jan. 5	Vanderbilt	(A)	76	59
Jan. 9	Louisiana St.	(H)	77	45
Jan. 11	Tulane	(H)	68	42
Jan. 16	Tennessee	(A)	78	68
Jan. 25	**Georgia Tech**	**(A)**	**44**	**65**
Jan. 27	Georgia	(N2)	84	60
Jan. 29	Florida	(A)	75	62
Feb. 6	Mississippi	(H)	61	43
Feb. 8	Mississippi St.	(H)	90	59
Feb. 13	Notre Dame	(H)	68	65
Feb. 16	Vanderbilt	(H)	68	60
Feb. 20	**Auburn**	**(A)**	**60**	**61**
Feb. 22	Alabama	(N3)	75	55
Feb. 27	**Tennessee**	**(H)**	**63**	**65**
Mar. 5	Pittsburgh	(H)	73	66
			1838	**1642**

(N1) Louisville (N3) Montgomery, Ala.
(N2) Columbus, Ga.

- Leading Scorers -

Billy Ray Lickert (6-3 Jr. F/G).....14.4
Don Mills (6-6 Sr. C-F).....12.7
Sid Cohen (6-1 Sr. G).....10.7
Bennie Coffman (6-0 Sr. G).....10.2
Ned Jennings (6-9 Jr. C)..... 8.8

1960-61 — Won 19, Lost 9.

NCAA Tournament Participant (1-1)
UKIT Runner-up
Second SEC (10-4)
Ranked 18th Nationally UPI
COACH: Adolph Rupp
CAPTAIN: Dick Parsons

Dec. 1	Va. Military Inst.	(H)	72	56
Dec. 3	**Florida St.**	**(H)**	**58**	**63**
Dec. 7	Notre Dame	(N1)	68	62
Dec. 13	N. Carolina	(N2)	70	65
Dec. 17	**Temple**	**(A)**	**58**	**66**
	UK INVITATIONAL TOURNAMENT			
Dec. 21	Illinois		83	78
Dec. 22	**St. Louis**		**72**	***74**
Dec. 31	Missouri	(H)	81	69
Jan. 2	Miami (Ohio)	(H)	70	58
Jan. 7	Georgia Tech	(H)	89	79
Jan. 9	**Vanderbilt**	**(A)**	**62**	**64**
Jan. 13	**Louisiana St.**	**(A)**	**59**	**73**
Jan. 14	**Tulane**	**(A)**	**70**	**72**
Jan. 21	Tennessee	(H)	83	54
Jan. 30	**Georgia Tech**	**(A)**	**60**	**62**
Feb. 4	Florida	(H)	89	68
Feb. 7	Georgia	(H)	74	67
Feb. 11	Mississippi	(N3)	74	60
Feb. 13	Mississippi St.	(A)	68	62
Feb. 17	UCLA	(H)	77	76
Feb. 21	Vanderbilt	(H)	60	59
Feb. 25	Alabama	(H)	80	53
Feb. 27	Auburn	(H)	77	51
Mar. 4	Tennessee	(A)	68	61
	SEC PLAYOFF			
	(Knoxville, Tenn.)			

(To determine SEC representative in NCAA Tournament after champion Miss. State declined bid. Second place Kentucky and Vanderbilt each had 10-4 records.)

Mar. 9	Vanderbilt		88	67
Mar. 11	**Marquette**	**(N4)**	**72**	**88**
	NCAA TOURNAMENT			
	(Mideast Regional)			
	(Louisville, Ky.)			
Mar. 17	Morehead		71	64
Mar. 18	**Ohio State**		**74**	**87**
			2027	**1858**

(N1) Louisville Ky. (N3) Jackson, Miss.
(N2) Greensboro, N.C. (N4) Chicago, Ill.

- Leading Scorers -

Billy Ray Lickert (6-3 Sr. F-G).....16.0
Roger Newman (6-4 Sr. F-G).....14.1
Larry Pursiful (6-1 Jr. G).....13.4
Ned Jennings (6-9 Sr. C).....11.5
Carrol Burchett (6-4 Jr. F-C).....5.1

1961-62 — Won 23, Lost 3.

UKIT Champions
SEC Co-Champions (13-1)
NCAA Tournament Participant (1-1)
Ranked 3rd Nationally AP, UPI
COACH: Adolph Rupp
CAPTAIN: Larry Pursiful

Dec. 2	Miami (Ohio)	(H)	93	61
Dec. 4	**So. California**	**(H)**	**77**	**79**
Dec. 11	St. Louis	(H)	86	77
Dec. 16	Baylor	(H)	94	60
Dec. 18	Temple	(H)	78	55
	UK INVITATIONAL TOURNAMENT			
Dec. 22	Tennessee		96	69
Dec. 23	Kansas St. (finals)		80	67
Dec. 27	Yale	(H)	79	58
Dec. 30	Notre Dame	(N1)	100	53
Jan. 2	Virginia	(H)	93	73
Jan. 6	Georgia Tech	(H)	89	70
Jan. 8	Vanderbilt	(A)	77	68
Jan. 12	Louisiana St.	(H)	84	63
Jan. 15	Tennessee	(A)	95	82
Jan. 29	Georgia Tech	(A)	71	62
Jan. 31	Georgia	(N2)	86	59
Feb. 2	Florida	(A)	81	69
Feb. 10	Mississippi	(H)	83	60
Feb. 12	**Mississippi St.**	**(H)**	**44**	**49**
Feb. 19	Vanderbilt	(H)	87	80
Feb. 24	Alabama	(A)	73	65
Feb. 26	Auburn	(A)	63	60
Mar. 5	Tulane	(H)	97	72
Mar. 10	Tennessee	(H)	90	59

SEC CO-CHAMPIONS

	NCAA TOURNAMENT			
	(Mideast Regional)			
	(Iowa City,Iowa)			
Mar. 16	Butler		81	60
Mar. 17	**Ohio State**		**64**	**74**
			2141	**1704**

(N1) Freedom Hall, Louisville
(N2) Ga. Tech Coliseum, Atlanta

- Leading Scorers -

Cotton Nash (6-5 Soph. C-F).....23.4
Larry Pursiful (6-1 Sr. G).....19.1
Carrol Burchett (6-4 Sr. C-F).....11.2
Scotty Baesler (6-0 Jr. G).....10.9
Roy Roberts (6-4 Jr. F)..... 7.0

1962-63 — Won 16, Lost 9.

Fifth SEC (8-6)
UKIT Champions
COACH: Adolph Rupp
CAPTAIN: Scotty Baesler

Dec. 1	**Virginia Tech**	**(H)**	**77**	**80**
Dec. 8	Temple	(A)	56	52
Dec. 12	Florida St.	(H)	83	54
Dec. 15	Northwestern	(H)	71	60
Dec. 17	**N. Carolina**	**(H)**	**66**	**68**
	UK INVITATIONAL TOURNAMENT			
Dec. 21	Iowa		94	69
Dec. 22	West Virginia (finals)		79	75
Dec. 27	Dartmouth	(H)	95	49
Dec. 29	Notre Dame	(N1)	78	70
Dec. 31	**St. Louis**	**(A)**	**63**	**87**
Jan. 5	**Georgia Tech**	**(H)**	**85**	****86**
Jan. 7	Vanderbilt	(A)	106	82
Jan. 11	Louisiana St.	(A)	63	56
Jan. 12	Tulane	(A)	81	72
Jan. 19	**Tennessee**	**(H)**	**69**	***78**
Jan. 26	Xavier	(H)	90	76
Jan. 28	**Georgia Tech**	**(A)**	**62**	**66**
Jan. 31	Georgia	(H)	74	67
Feb. 2	Florida	(H)	94	71
Feb. 9	Mississippi	(N2)	75	69
Feb. 11	**Mississippi St.**	**(A)**	**52**	**56**
Feb. 18	**Vanderbilt**	**(H)**	**67**	**69**
Feb. 23	Auburn	(H)	78	59
Feb. 25	Alabama	(H)	80	63
Mar. 2	**Tennessee**	**(A)**	**55**	**63**
			1893	**1697**

(N1) Louisville (N2) Jackson

- Leading Scorers -

Cotton Nash (6-5 Jr. F-C).....20.6
*Charles Ishmael (6-5 Jr. G).....11.1
Ted Deeken (6-3½ Jr. F)..... 9.8
Scotty Baesler (5-11½ Sr. G).....9.7
Roy Roberts (6-4 Sr. F).....9.0
*Ineligible second semester

1963-64 — Won 21, Lost 6.

UKIT and Sugar Bowl Champions
SEC Champions (11-3)
Ranked 3rd UPI, 4th AP Nationally
NCAA Tournament Participant (0-2)
COACH: Adolph Rupp
CO-CAPTAINS: Cotton Nash and Ted Deeken

Nov. 30	Virginia	(H)	75	64
Dec. 2	Texas Tech	(H)	107	91
Dec. 7	Northwestern	(A)	95	63
Dec. 9	N. Carolina	(H)	100	80
Dec. 14	Baylor	(H)	101	65
	UK INVITATIONAL TOURNAMENT			
Dec. 20	Wisconsin		108	85
Dec. 21	Wake Forest (Finals)		98	75
Dec. 28	Notre Dame	(N1)	101	81
	SUGAR BOWL			
	(New Orleans, La.)			
Dec. 30	Loyola (La.)		86	64
Dec. 31	Duke (Finals)		81	79
Jan. 4	**Georgia Tech**	**(A)**	**67**	**76**
Jan. 6	**Vanderbilt**	**(A)**	**83**	**85**
Jan. 10	Louisiana St.	(H)	103	84
Jan. 11	Tulane	(H)	105	63
Jan. 18	Tennessee	(H)	66	57
Jan. 25	Georgia Tech	(H)	79	62
Feb. 1	Florida	(A)	77	72
Feb. 3	Georgia	(A)	103	83
Feb. 8	Mississippi	(H)	102	59
Feb. 10	Mississippi St.	(H)	65	59
Feb. 17	Vanderbilt	(H)	104	73
Feb. 23	Auburn	(N2)	99	79
Feb. 24	**Alabama**	**(A)**	**59**	**65**
Feb. 29	Tennessee	(A)	42	38
Mar. 2	**St. Louis**	**(H)**	**60**	**67**

SEC CHAMPIONS

	NCAA TOURNAMENT			
	(Mideast Regional)			
	(Minneapolis, Minn.)			
Mar. 13	**Ohio University**		**69**	**85**
Mar. 14	**Loyola (Chicago)**		**91**	**100**
			2326	**1954**

(N1) Louisville
(N2) Montgomery, Ala.

- Leading Scorers -

Cotton Nash (6-5 Sr. C-F).....24.0
Ted Deeken (6-3½ Sr. F).....18.5
Larry Conley (6-3 Soph. F-C).....12.2
Terry Mobley (6-2½ Jr. G).....9.4
Randy Embry (5-11 Jr. G).....7.2

1964-65 — Won 15, Lost 10.

5th SEC (10-6)
Unranked in Polls
UKIT Runner-up
COACH: Adolph Rupp
CAPTAIN: Randy Embry

Dec. 4	Iowa	(H)	85	77
Dec. 7	**N. Carolina**	**(N1)**	**67**	**82**
Dec. 9	Iowa State	(H)	100	74
Dec. 12	Syracuse	(H)	110	77
	UK INVITATIONAL TOURNAMENT			
Dec. 18	W. Virginia		102	78
Dec. 19	**Illinois**		**86**	**91**
Dec. 22	**St. Louis**	**(A)**	**75**	**80**
Dec. 29	**Notre Dame**	**(N2)**	**97**	**111**
Jan. 2	Dartmouth	(H)	107	67
Jan. 5	**Vanderbilt**	**(H)**	**79**	**97**
Jan. 9	Louisiana St.	(A)	79	66
Jan. 11	Tulane	(A)	102	72
Jan. 16	**Tennessee**	**(A)**	**58**	**77**
Jan. 18	Auburn	(H)	73	67
Jan. 23	**Florida**	**(A)**	**68**	**84**
Jan. 25	Georgia	(A)	102	82
Jan. 30	Florida	(H)	78	61
Feb. 1	Georgia	(H)	96	64
Feb. 6	Mississippi	(H)	102	65
Feb. 8	Mississippi St.	(H)	74	56
Feb. 16	**Vanderbilt**	**(A)**	**90**	**91**
Feb. 20	**Auburn**	**(A)**	**69**	**88**
Feb. 22	**Alabama**	**(A)**	**71**	**75**
Feb. 27	Tennessee	(H)	61	60
Mar. 1	Alabama	(H)	78	72
			2109	**1914**

(N1) Charlotte, N.C.
(N2) Louisville, Ky.

- Leading Scorers -

Louie Dampier (6-0 Soph. G).....17.0
Pat Riley (6-4 Soph. F).....15.0
Tommy Kron (6-5 Jr. G-F).....12.3
John Adams (6-7 Sr. C) 11.8
Larry Conley (6-3 Jr. F).....11.6

1965-66 — Won 27, Lost 2.

SEC Champions (15-1)
UKIT Champions
Ranked First Nationally in Polls
National Runner-up in NCAA
COACH: Adolph Rupp
HONORARY CAPTAIN: (None)

Dec. 1	Hardin-Simmons	(H)	83	55
Dec. 4	Virginia	(A)	99	73
Dec. 8	Illinois	(A)	86	86
Dec. 11	Northwestern	(H)	86	75
	UK INVITATIONAL TOURNAMENT			
Dec. 17	Air Force		78	58
Dec. 18	Indiana (Finals)		91	56
Dec. 22	Texas Tech	(A)	89	73
Dec. 29	Notre Dame	(N1)	103	69
Jan. 3	St. Louis	(H)	80	70
Jan. 8	Florida	(A)	78	64
Jan. 10	Georgia	(A)	69	**65
Jan. 15	Vanderbilt	(H)	96	83
Jan. 24	Louisiana St.	(H)	111	85
Jan. 29	Auburn	(H)	115	78
Jan. 31	Alabama	(H)	82	62
Feb. 2	Vanderbilt	(A)	105	90
Feb. 5	Georgia	(H)	74	50
Feb. 7	Florida	(H)	85	75
Feb. 12	Auburn	(A)	77	64
Feb. 14	Alabama	(A)	90	67
Feb. 19	Mississippi St.	(A)	73	69
Feb. 21	Mississippi	(A)	108	65
Feb. 26	Tennessee	(H)	78	64
Mar. 5	**Tennessee**	**(A)**	**62**	**69**
Mar. 7	Tulane	(H)	103	74

SEC CHAMPIONS

	NCAA TOURNAMENT			
	(Mideast Regional)			
	(Iowa City, Iowa)			
Mar. 11	Dayton		86	79
Mar. 12	Michigan		84	77
	(Finals)			
	(College Park, Md.)			
Mar. 18	Duke		83	79
Mar. 19	**Texas Western**		**65**	**72**
			2519	**2028**
	INTERNATIONAL UNIVERSITIES TOURNAMENT			
	(Tel Aviv, Isreal)			
Aug. 3	Warsaw Univ.		67	58
Aug. 4	Cambridge Niv.		104	45

* Denotes 1 overtime period
** Denotes 2 overtime periods.
*** Denotes 3 overtime periods.

ALL-TIME RECORDS

Date	Team	Site	Ky.	Opp.
1965-66 continued				
Aug. 6	Salonika Univ.		91	60
Aug. 10	Instanbul Univ.		82	36
Aug. 11	Warsaw Univ.		87	57

(N1) Louisville

- Leading Scorers -

Pat Riley (6-4 Jr. F) 21.9
Louie Dampier (6-0 Jr. G) 21.1
Thad Jaracz (6-5 Soph. C) 13.2
Larry Conley (6-3 Sr. F) 11.5
Tommy Kron (6-5 Sr. G) 10.2

1966-67 — Won 13, Lost 13.

Won 13, Lost 13 (Worst under Rupp)
Tied 5th SEC (8-10) Unranked in Polls
UKIT Champions
COACH: Adolph Rupp
HONORARY CAPTAIN: (None)

Dec. 3	Virginia	(H)	104	84
Dec. 5	**Illinois**	**(H)**	**97**	***98**
Dec. 10	Northwestern	(A)	118	116
Dec. 13	**N. Carolina**	**(H)**	**55**	**64**
Dec. 17	**Florida**	**(H)**	**75**	**78**
	UK INVITATIONAL TOURNAMENT			
Dec. 22	Oregon State		96	66
Dec. 23	Kansas St. (Finals)		83	79
Dec. 28	**Cornell**	**(H)**	**77**	**92**
Dec. 31	Notre Dame	(N1)	96	85
Jan. 5	**Vanderbilt**	**(H)**	**89**	***91**
Jan. 14	**Florida**	**(A)**	**72**	**89**
Jan. 16	**Georgia**	**(A)**	**40**	**49**
Jan. 21	Auburn	(H)	60	58
Jan. 23	**Tennessee**	**(H)**	**50**	****52**
Jan. 28	Louisiana St.	(H)	102	72
Jan. 30	Mississippi	(H)	96	53
Feb. 4	Louisiana St.	(A)	105	84
Feb. 6	Mississippi	(A)	79	70
Feb. 11	**Mississippi St.**	**(H)**	**72**	***77**
Feb. 13	**Tennessee**	**(A)**	**57**	**76**
Feb. 18	Mississippi St.	(A)	103	74
Feb. 20	Georgia	(H)	101	76
Feb. 25	**Alabama**	**(A)**	**71**	**81**
FEb. 27	**Auburn**	**(A)**	**49**	**60**
Mar. 4	**Vanderbilt**	**(A)**	**94**	**110**
Mar. 6	Alabama	(H)	110	78
			2151	**2012**

(N1) Louisville

- Leading Scorers -

Louie Dampier (6-0 Sr. G) 20.6
Pat Riley (6-3 Sr. F) 17.4
Thad Jaracz (6-5 Jr. C-F) 11.3
Cliff Berger (6-8 Jr. C) 11.3
Phil Argento (6-0 Soph. G) 5.2

1967-68 — Won 22, Lost 5.

Ranked 4th in Polls
SEC Champions (15-3)
UKIT Champions
COACH: Adolph Rupp
CAPTAIN: Thad Jaracz

Dec. 2	Michigan	(A)	96	79
Dec. 4	Florida	(H)	99	76
Dec. 6	Xavier	(H)	111	76
Dec. 9	Pennsylvania	(H)	64	49
Dec. 12	**N. Carolina**	**(N1)**	**77**	**84**
	UK INVITATIONAL TOURNAMENT			
Dec. 22	Dayton		88	85
Dec. 23	S. Carolina (Finals)		76	66
Dec. 30	Notre Dame	(N2)	81	73
Jan. 6	Vanderbilt	(A)	94	78
Jan. 8	Alabama	(A)	84	76
Jan. 13	**Florida**	**(A)**	**78**	**96**
Jan. 15	Georgia	(H)	104	73
Jan. 20	**Auburn**	**(A)**	**73**	**74**
Jan. 22	**Tennessee**	**(A)**	**59**	**87**
Jan. 27	Louisiana St.	(A)	121	95
Jan. 29	Mississippi	(A)	85	76
Feb. 3	Louisiana St.	(H)	109	96
Feb. 5	Mississippi	(H)	78	62
Feb. 10	Mississippi St.	(A)	92	84
Feb. 12	Tennessee	(H)	60	59
Feb. 17	Mississippi St.	(H)	107	81
Feb. 19	Georgia	(A)	106	87
Feb. 24	Alabama	(H)	96	83
Feb. 26	Auburn	(H)	89	57
Mar. 2	Vanderbilt	(H)	85	80

SEC CHAMPIONS

	NCAA TOURNAMENT (Mideast Regionals) (Lexington, Ky.)			
Mar. 15	Marquette		107	89
Mar. 16	**Ohio State**		**81**	**82**
			2400	**2103**

(N1) Greensboro, N.C. (N2) Louisville

- Leading Scorers -

Mike Casey (6-4 Soph. G) 20.1
Dan Issel (6-8 Soph. C) 16.4
Mike Pratt (6-4 Soph. F) 14.1
Thad Jaracz (6-5 Sr. F) 11.3
Phil Argento (6-2 Jr. G) 12.3

1968-69 — Won 23, Lost 5.

Ranked 7th in Polls
SEC Champions (16-2)
UKIT Champions
COACH: Adolph Rupp
CAPTAIN: Phil Argento

Nov. 30	Xavier	(H)	115	77
Dec. 2	Miami	(A)	86	77
Dec. 7	**N. Carolina**	**(H)**	**77**	**87**
Dec. 14	Pennsylvania	(A)	102	78
	UK INVITATIONAL TOURNAMENT			
Dec. 20	Michigan		112	104
Dec. 21	Army (Finals)		80	65
Dec. 28	Notre Dame	(N1)	110	90
Dec. 31	**Wisconsin**	**(N2)**	**65**	**69**
Jan. 4	Mississippi	(A)	69	59
Jan. 6	Mississippi St.	(A)	91	72
Jan. 11	Florida	(H)	88	67
Jan. 13	Georgia	(H)	88	68
Jan. 18	Tennessee	(A)	69	66
Jan. 25	Louisiana St.	(A)	108	96
Jan. 27	Alabama	(A)	83	*70
Feb. 1	Vanderbilt	(H)	103	89
Feb. 3	Auburn	(H)	105	93
Feb. 8	Mississippi	(H)	104	68
Feb. 10	Mississippi St.	(H)	91	69
Feb. 15	**Florida**	**A)**	**81**	**82**
Feb. 17	Georgia	(A)	85	77
Feb. 22	Louisiana St.	(H)	103	89
Feb. 26	Alabama	(H)	108	79
Mar. 1	**Vanderbilt**	**(A)**	**99**	**101**
Mar. 3	Auburn	(A)	90	86
Mar. 8	Tennessee	(H)	84	69

SEC CHAMPIONS

	NCAA TOURNAMENT (Mideast) (Madison, Wisc.)			
Mar. 13	**Marquette**	**(N)**	**74**	**81**
Mar. 15	Miami	(N)	72	71
			2542	**2199**

(N1) Louisville (N2) Chicago

- Leading Scorers -

Dan Issel (6-8 Jr. C) 26.6
Mike Casey (6-4 Jr. G) 19.1
Mike Pratt (6-4 Jr. F) 16.9
Phil Argento (6-2 Sr. G) 10.0
Larry Steele (6-5 Soph. F) 8.6

1969-70 — Won 26, Lost 2.

SEC Champions (17-1)
UKIT Champions
Ranked First Nationally in Polls
COACH: Adolph Rupp
CO-CAPTAINS: Dan Issel and Mike Pratt

Dec. 1	W. Virginia	(H)	106	87
Dec. 6	Kansas	(H)	115	85
Dec. 8	N. Carolina	(N1)	94	87
Dec. 13	Indiana	(H)	109	92
	UK INVITATIONAL TOURNAMENT			
Dec. 19	Navy		73	59
Dec. 20	Duke (Finals)		98	76
Dec. 27	Notre Dame	(N2)	102	100
Dec. 29	Miami (Ohio)	(H)	80	58
Jan. 3	Mississippi	(H)	95	73
Jan. 5	Mississippi St.	(H)	111	76
Jan. 10	Florida	(A)	88	69
Jan. 12	Georgia	(A)	72	71
Jan. 17	Tennessee	(H)	68	52
Jan. 24	Louisiana St.	(H)	109	96
Jan. 26	Alabama	(H)	86	71
Jan. 31	**Vanderbilt**	**(A)**	**81**	**89**
Feb. 2	Auburn	(A)	84	83
Feb. 7	Mississippi	(A)	120	85
Feb. 9	Mississippi St.	(A)	86	57
Feb. 14	Florida	(H)	110	66
Feb. 16	Georgia	(H)	116	86
Feb. 21	Louisiana St.	(A)	121	105
Feb. 23	Alabama	(A)	98	89
Feb. 28	Vanderbilt	(H)	90	86
Mar. 2	Auburn	(H)	102	81
Mar. 7	Tennessee	(A)	86	69

SEC CHAMPIONS

	NCAA TOURNAMENT (Mideast) (Columbus, Ohio)			
Mar. 12	Notre Dame	(N3)	109	99
Mar. 14	**Jacksonville**	**(N3)**	**100**	**106**
			2709	**2253**

(N1) Charlotte, N.C. (N2) Louisville
(N3) Columbus, Ohio

- Leading Scorers -

Dan Issel (6-8 Sr. C) 33.9
Mike Pratt (6-4 Sr. F) 19.3
Tom Parker (6-6 Soph. F) 10.4
Larry Steele (6-5 Jr. F) 8.8
Terry Mills (6-2 Jr. G) 8.1

1970-71 — Won 22, Lost 6.

SEC Champions (16-2)
UKIT Runner-up
Ranked 10th AP
COACH: Adolph Rupp
HONORARY CO-CAPTAINS: Mike Casey and Larry Steele

Dec. 1	Northwestern	(A)	115	100
Dec. 5	Michigan	(H)	104	93
Dec. 7	W. Virginia	(A)	106	100
Dec. 12	Indiana	(A)	95	93
	UK INVITATIONAL TOURNAMENT			
Dec. 18	DePaul		106	85
Dec. 19	**Purdue (Finals)**		**83**	**89**
Dec. 22	Oregon St.	(H)	84	78
Dec. 29	**Notre Dame**	**(N1)**	**92**	**99**
Jan. 2	Mississippi	(A)	103	95
Jan. 4	Mississippi St.	(A)	79	71
Jan. 9	Florida	(H)	101	75
Jan. 11	Georgia	(H)	79	66
Jan. 16	**Tennessee**	**(A)**	**71**	**75**
Jan. 23	Louisiana St.	(A)	82	79
Jan. 25	Alabama	(A)	86	73
Jan. 30	Vanderbilt	(H)	102	92
Feb. 1	Auburn	(H)	114	76
Feb. 6	Mississippi	(H)	121	86
Feb. 8	Mississippi St.	(H)	102	83
Feb. 13	**Florida**	**(A)**	**65**	**74**
Feb. 15	Georgia	(A)	107	95
Feb. 20	Louisiana St.	(H)	110	73
Feb. 22	Alabama	(H)	101	74
Feb. 27	Vanderbilt	(A)	119	90
Mar. 1	Auburn	(A)	102	83
Mar. 6	Tennessee	(H)	84	78

SEC CHAMPIONS

	NCAA TOURNAMENT (Mideast Regional) (Athens, Ga.)			
Mar. 18	**Western Ky.**		**83**	**107**
Mar. 20	**Marquette**		**74**	**91**
			2670	**2373**

(N1) Louisville

- Leading Scorers -

Tom Parker (6-7 Jr. F) 17.6
Mike Casey (6-4 Sr. G) 17.0
Tom Payne (7-2 Soph. C) 16.9
Kent Hollenbeck (6-4 Jr. G) 14.0
Larry Steele (6-5 Sr. F) 13.1

1971-72 — Won 21, Lost 7.

SEC Champions (14-4)
UKIT Champions
Ranked 14th UPI and 18th AP
COACH: Adolph Rupp
HONORARY CO-CAPTAINS: Stan Key and Tom Parker

Dec. 1	Northwestern	(H)	94	85
Dec. 4	Kansas	(A)	79	69
Dec. 6	Kansas St.	(A)	71	64
Dec. 11	**Indiana**	**(N1)**	**89**	****90**
Dec. 13	**Michigan St.**	**(H)**	**85**	**91**
	UK INVITATIONAL TOURNAMENT			
Dec. 17	Missouri		83	79
Dec. 18	Princeton (Finals)		96	82
Dec. 28	Notre Dame	(N1)	83	67
Jan. 8	Mississipp	(H)	93	82
Jan. 10	Mississippi St.	(H)	104	76
Jan. 15	**Florida**	**(A)**	**70**	**72**
Jan. 17	**Georgia**	**(A)**	**73**	**85**
Jan. 22	Tennessee	(H)	72	70
Jan. 24	Vanderbilt	(H)	106	80
Jan. 29	Louisiana St.	(H)	89	71
Jan. 31	Alabama	(H)	77	74
Feb. 5	Vanderbilt	(A)	85	*80
Feb. 7	Auburn	(A)	78	72
Feb. 12	Mississippi	(A)	90	82
Feb. 14	Mississippi St.	(A)	63	55
Feb. 19	Florida	(H)	95	68
Feb. 21	Georgia	(H)	87	63
Feb. 26	**Louisiana St.**	**(A)**	**71**	**88**
Feb. 28	**Alabama**	**(A)**	**70**	**73**
Mar. 6	Auburn	(H)	102	67
Mar. 9	Tennessee	(A)	67	66

SEC CO-CHAMPIONS

(Earned NCAA bid by beating Tennessee twice)

	NCAA TOURNAMENT (Mideast Regional) (Dayton, Ohio)			
Mar. 16	Marquette		85	69
Mar. 18	**Florida St.**		**54**	**73**
			2311	**2093**

(N1) Louisville

- Leading Scorers -

Jim Andrews (6-11 Jr. C) 21.5
Tom Parker (6-7 Sr. F) 18.0
Ronnie Lyons (5-10 Soph. G) 13.2
Stan Key (6-3 Sr. G) 12.5
Larry Stamper (6-6 Jr. F) 10.3

JOE B. HALL ERA

1972-73 — Won 20, Lost 8.

SEC Champions (14-4)
UKIT Champions
Ranked 15th UPI and 17th AP
COACH: Joe B. Hall
HONORARY CAPTAIN: Jim Andrews

Nov. 29	Chilean NAT (Exh)+	(H)	125	62
Dec. 2	Michigan St.	(A)	75	66
Dec. 4	**Iowa**	**(H)**	**66**	**79**
Dec. 9	**Indiana**	**(A)**	**58**	**64**
Dec. 11	**N. Carolina**	**(N1)**	**70**	**78**
	UK INVITATIONAL TOURNAMENT			
Dec. 15	Nebraska		85	60
Dec. 16	Oregon (Finals)		95	68
Dec. 23	Kansas	(H)	77	71
Dec. 30	Notre Dame	(N1)	65	63
Jan. 6	**Mississippi**	**(A)**	**58**	**61**
Jan. 8	Mississippi St.	(A)	90	81
Jan. 13	Florida	(H)	95	65
Jan. 15	Georgia	(H)	89	68
Jan. 20	**Tennessee**	**(A)**	**64**	**65**
Jan. 22	**Vanderbilt**	**(A)**	**75**	**76**
Jan. 27	Louisiana St.	(A)	86	71
Jan. 29	Alabama	(A)	95	93
Feb. 3	**Vanderbilt**	**(H)**	**76**	**83**
Feb. 5	Auburn	(H)	88	57
Feb. 10	Mississippi	(H)	88	70
Feb. 12	Mississippi St.	(H)	100	*87
Feb. 17	Florida	(A)	94	83
Feb. 19	Georgia	(A)	99	86
Feb. 24	Louisiana St.	(H)	94	76
Feb. 26	Alabama	(H)	111	95
Mar. 3	Auburn	(A)	91	79
Mar. 8	Tennessee	(H)	86	81

SEC CHAMPIONS

	NCAA TOURNAMENT (Mideast Regional) (Nashville, Tenn.)			
Mar. 15	Austin Peay		106	*100
Mar. 17	**Indiana**		**65**	**72**
			2341	**2098**

(N1) Louisville

- Leading Scorers -

Jim Andrews (6-11 Sr. C) 20.1
Kevin Grevey (6-5 Soph. F) 18.7
Jimmy Dan Conner (6-4 Soph. G-F) 11.2
Ronnie Lyons (5-10 Jr. G) 9.2
Mike Flynn (6-3 Soph. G) 9.1

ALL-TIME RECORDS

1973-74 — Won 13, Lost 13.

UKIT Champions
Worst under Hall
Tied 4th SEC (9-9)
Unranked in Polls
COACH: Joe B. Hall
CAPTAIN: Ronnie Lyons

Date	Team	Site	Ky.	Opp.
Dec. 1	Miami (Ohio)	(H)	81	68
Dec. 3	**Kansas**	**(A)**	**63**	**71**
Dec. 8	**Indiana**	**(N1)**	**68**	**77**
Dec. 10	**N. Carolina**	**(N2)**	**84**	**101**
Dec. 14	Iowa	(A)	88	80
	UK INVITATIONAL TOURNAMENT			
Dec. 21	Dartmouth		102	77
Dec. 22	Stanford (Finals)		78	77
Dec. 29	**Notre Dame**	**(N1)**	**79**	**94**
Jan. 5	**Louisiana St.**	**(A)**	**84**	**95**
Jan. 7	Georgia	(H)	80	74
Jan. 12	Auburn	(H)	79	58
Jan. 14	**Tennessee**	**(A)**	**54**	**67**
Jan. 19	Mississippi	(H)	93	64
Jan. 21	**Alabama**	**(A)**	**77**	**81**
Jan. 26	Florida	(A)	91	82
Jan. 28	**Vanderbilt**	**(H)**	**65**	**82**
Feb. 2	Mississippi St.	(A)	82	70
Feb. 4	Louisiana St.	(H)	73	70
Feb. 9	Georgia	(A)	86	72
Feb. 11	**Auburn**	**(A)**	**97**	***99**
Feb. 16	Tennessee	(H)	61	58
Feb. 18	**Mississippi**	**(A)**	**60**	**61**
Feb. 23	**Alabama**	**(H)**	**71**	**94**
Feb. 25	**Florida**	**(H)**	**65**	**75**
Mar. 2	**Vanderbilt**	**(A)**	**69**	**71**
Mar. 4	Mississippi St.	(H)	108	69

(N1) Louisville (N2) Greensboro, N.C.

- Leading Scorers -

Kevin Grevey (6-5 Jr. F) 21.9
Bob Guyette (6-9 Jr. C) 12.7
Jimmy Dan Conner (6-4 Jr. F-G) 12.0
Mike Flynn (6-3 Jr. G) 11.5
Ronnie Lyons (5-10 Sr. G) 7.8

1974 AUSTRALIAN EXHIBITION TOUR
(Not counted in Won-Lost Record)

May 13	Tahitian National Team	116	62
May 17	**Australia**	**87**	**97**
May 18	Newcastle	90	78
May 19	N.S.W. All Stars	123	67
May 21	Illawaarra Hawks	115	57
May 22	N.S.W. All Stars	106	50
May 23	A.C.T.	96	69
May 25	Bulleen Heidelberg	88	83
May 26	St. Kilda Business House	80	67
May 27	Nunawading	99	82
May 28	**Melbourne**	**79**	**86**
May 30	Gippsland All Stars	127	74
May 31	Bulleen Heidelberg	72	71
June 1	Laker All Stars	111	83
June 3	So. Australian All Stars	109	96
June 4	So. Australian All Stars	110	81
June 5	So. Australian All Stars	111	84
June 6	Coburg	108	82
June 7	St. Kilda Business House	96	85
		1923	**1454**

1974-75 — Won 26, Lost 5.

SEC Co-Champions (15-3)
UKIT Champions
National Runner-up in NCAA
Ranked 2nd AP and 4th UPI
COACH: Joe B. Hall
CAPTAIN: Jimmy Dan Conner

Date	Team	Site	Ky.	Opp.
Nov. 25	Ath. in Action+	(H)	103	65
Nov. 30	Northwestern	(H)	97	70
Dec. 2	Miama (O.)	(A)	80	73
Dec. 7	**Indiana**	**(A)**	**74**	**98**
Dec. 9	N. Carolina	(N1)	90	78
	UK INVITATIONAL TOURNAMENT			
Dec. 20	Washington St.		97	75
Dec. 21	Oklahoma St. (Finals)		90	65
Dec. 23	Kansas	(N1)	100	63
Dec. 28	Notre Dame	(N1)	113	96
Jan. 4	Lousiana St.	(H)	115	80
Jan. 6	Georgia	(A)	96	77
Jan. 11	**Auburn**	**(A)**	**85**	**90**
Jan. 13	Tennessee	(H)	88	82
Jan. 18	Mississippi	(A)	85	82
Jan 20	Alabama	(H)	74	69
Jan. 25	Florida	(H)	87	65
Jan. 27	Vanderbilt	(A)	91	90
Feb. 1	Mississippi St.	(H)	112	79
Feb. 3	Louisiana St.	(A)	77	76
Feb. 8	Georgia	(H)	75	61
Feb. 10	Auburn	(H)	119	76
Feb. 15	**Tennessee**	**(A)**	**98**	**103**
Feb. 17	Mississippi	(H)	108	89
Feb. 22	Alabama	(A)	84	79
Feb. 24	**Florida**	**(A)**	**58**	**66**
Mar. 1	Vanderbilt	(H)	109	84
Mar. 8	Mississippi St.	(A)	118	80
	SEC CO-CHAMPIONS			
	NCAA TOURNAMENT			
	(Mideast Regional)			
	(Tuscaloosa, Ala. and Dayton, O.)			
Mar. 15	Marquette	(N2)	76	54
Mar. 20	Central Michigan	(N3)	90	73
Mar. 22	Indiana	(N3)	92	90
	FINALS			
	(San Diego, CA.)			
Mar. 29	Syracuse	(N4)	95	79
Mar. 31	**UCLA**	**(N4)**	**85**	**92**
			2858	**2434**

(N1) Louisville (N2) Tuscaloosa, Ala
(N3) Dayton, Ohio (N4) San Diego, CA.

- Leading Scorers -

Kevin Grevey (6-5 Sr. F) 23.6
Jimmy Dan Conner (6-4 Sr. G) 12.4
Rick Robey (6-10 Fr. C) 10.4
Jack Givens (6-4 Fr. F) 9.4
Mike Flynn (6-3 Sr. G) 9.0
Bob Guyette (6-9 Sr. F) 8.6

1975-76 — Won 20, Lost 10.

UKIT Champions
NIT Champions
Tied 4th SEC (11-7) Unranked in Polls
COACH: Joe B. Hall
CAPTAIN: Jack Givens

Date	Team	Site	Ky.	Opp.
Nov. 22	Yugoslavia (EXH)+	(H)	75	74
Dec. 1	**Northwestern**	**(A)**	**77**	**89**
Dec. 8	**N. Carolina**	**(N1)**	**77**	**90**
Dec. 10	Miami	(H)	91	69
Dec. 13	Kansas	(A)	54	48
Dec. 15	**Indiana**	**(N2)**	**68**	***77**
	UK INVITATIONAL TOURNAMENT			
Dec. 19	Georgia Tech		66	64
Dec. 20	Oregon St. (Finals)		82	74
Dec. 30	Notre Dame	(N2)	79	77
Jan. 3	**Mississippi St.**	**(A)**	**73**	**77**
Jan. 5	**Alabama**	**(A)**	**63**	**76**
Jan. 10	**Tennessee**	**(H)**	**88**	***90**
Jan. 2	Georgia	(H)	92	76
Jan. 17	Vanderbilt	(H)	77	76
Jan. 24	Florida	(A)	89	82
Jan. 26	**Auburn**	**(A)**	**84**	***91**
Jan. 31	Mississippi	(H)	89	81
Feb. 2	Louisiana St.	(H)	85	71
Feb. 7	**Tennessee**	**(A)**	**85**	**92**
Feb. 9	**Georgia**	**(A)**	**81**	**86**
Feb. 14	**Vanderbilt**	**(A)**	**65**	**69**
Feb. 21	Florida	(H)	96	89
Feb. 23	Auburn	(H)	93	82
Feb. 28	Mississippi	(A)	94	87
Mar. 1	Louisiana St.	(A)	85	70
Mar. 6	Alabama	(H)	90	85
Mar. 8	Mississippi St.	(H)	94	*93
	NATIONAL INVITATION TOURNAMENT			
	(New York, N.Y.)			
Mar. 13	Niagara		67	61
Mar. 16	Kansas St.		81	78
Mar. 18	Providence		79	78
Mar. 21	U.N.C. Charlotte (Finals)		71	67
			2415	**2345**

(N1) Charlotte, N.C. (N2) Louisville

- Leading Scorers -

Jack Givens (6-4 Soph. F) 20.1
Mike Phillips (6-10 Soph. C) 15.6
Larry Johnson (6-2 Jr. G) 11.2
James Lee (6-5 Soph. F) 9.3
Rick Robey (6-10 Soph. C-F)* 15.6
Reggie Warford (6-1 Sr. G) 6.5
*Played in 12 Games.

RUPP ARENA ERA

1976-77 — Won 26, Lost 4.

SEC Co-Champions (16-2)
Ranked 6th AP, 5th UPI
COACH: Joe B. Hall
CAPTAINS: Larry Johnson and Merion Haskins

Date	Team	Site	Ky.	Opp.
Nov. 22	Marathon Oil (EXH)+	(N1)	110	93
Nov. 27	Wisconsin	(H)	72	64
Dec. 2	Texas Christian	(H)	103	53
Dec. 6	Indiana	(A)	66	51
Dec. 11	Kansas	(H)	90	63
Dec. 13	S. Carolina	(A)	98	67
	UK INVITATIONAL TOURNAMENT			
Dec. 17	Bowling Green		77	59
Dec. 18	**Utah (Finals)**		**68**	**70**
Dec. 30	Notre Dame	(N2)	102	78
Jan. 3	Georgia	(H)	64	*59
Jan. 8	Vanderbilt	(A)	64	62
Jan. 12	**Tennessee**	**(H)**	**67**	***71**
Jan. 15	Auburn	(A)	75	68
Jan. 17	Florida	(A)	73	71
Jan. 22	Louisiana St.	(H)	87	72
Jan. 24	Mississippi	(H)	100	73
Jan. 29	Alabama	(A)	87	85
Jan. 31	Mississippi St.	(A)	92	85
Feb. 5	Vanderbilt	(H)	113	73
Feb. 7	Florida St.	(N2)	97	57
Feb. 12	Auburn	(H)	89	82
Feb. 14	Florida	(H)	104	78
Feb. 19	Louisiana St.	(A)	90	76
Feb. 21	Mississippi	(A)	81	69
Feb. 26	Alabama	(H)	85	70
Feb. 28	Mississippi St.	(H)	77	64
Mar. 5	**Tennessee**	**(A)**	**79**	**81**
Mar. 1	Georgia	(A)	72	54
	SEC CO-CHAMPIONS			
	NCAA TOURNAMENT			
	(East Regional)			
	(Phildelphia, Pa. and College Park, Md.)			
Mar. 12	Princeton	(N3)	72	58
Mar. 17	VMI	(N4)	93	78
Mar. 19	**N. Carolina**	**(N4)**	**72**	**79**
			2509	**2070**

(N1) Memorial Coliseum (N2) Louisville, Ky.
(N3) Philadelphia, Pa. (N4) College Park, Md.

- Leading Scorers -

Jack Givens (6-4 Jr. F) 18.9
Rick Robey (6-10 Jr. F) 14.2
Mike Phillips (6-10 Jr. C) 12.2
Larry Johnson (6-3 Sr. G) 10.7
James Lee (6-5 Jr. F) 9.8
Jay Shidler (6-1 Fr. G) 7.8
Truman Claytor (6-1 Soph. G) 6.6

1977-78 — Won 30, Lost 2.

National Champions (NCAA Tournament)
SEC Champions (16-2)
UKIT Champions
Ranked 1st AP and UPI
COACH: Joe B. Hall
CAPTAINS: Jack Givens and Rick Robey

Date	Team	Site	Ky.	Opp.
Nov. 11	Russia (EXH)+	(N1)	109	75
Nov. 26	S. Methodist	(H)	110	86
Dec. 5	Indiana	(H)	78	64
Dec. 10	Kansas	(A)	73	66
Dec. 12	S. Carolina	(H)	84	65
	UK INVITATIONAL TOURNAMENT			
Dec. 16	Portland St.		114	88
Dec. 17	St. John's (Finals)		102	72
Dec. 23	Iona	(H)	104	65
Dec. 31	Notre Dame	(N2)	73	68
Jan. 2	Vanderbilt	(H)	72	59
Jan. 7	Florida	(A)	86	67
Jan. 9	Auburn	(A)	101	77
Jan. 14	Louisiana St.	(H)	96	76
Jan. 16	Mississippi	(H)	76	56
Jan. 21	Mississippi St.	(A)	75	65
Jan. 23	**Alabama**	**(A)**	**62**	**78**
Jan. 30	Georgia	(H)	90	73
Feb. 4	Florida	(H)	88	61
Feb. 6	Auburn	(H)	104	81
Feb. 11	**Louisiana St.**	**(A)**	**94**	***95**
Feb. 13	Mississippi	(A)	64	52
Feb. 15	Tennessee	(H)	90	77
Feb. 18	Mississippi St.	(H)	58	56
Feb. 20	Alabama	(H)	97	84
Feb. 25	Tennessee	(A)	68	57
Feb. 27	Georgia	(A)	78	67
Mar. 4	Nevada Las Vegas	(H)	92	70
Mar. 6	Vanderbilt	(A)	78	68
	SEC CHAMPIONS			
	NCAA TOURNAMENT			
	(Mideast Regionals)			
	(Knoxville, Tenn., and Dayton, Ohio)			
Mar. 11	Florida St.	(N3)	85	76
Mar. 16	Miami (Ohio)	(N4)	91	69
Mar. 18	Michigan St.	(N4)	52	49
	FINALS			
	(St. Louis, Missouri)			
Mar. 25	Arkansas	(N5)	64	59
Mar. 27	Duke	(N5)	94	88
			2693	**2234**

National Collegiate Champions for Fifth Time

(N1) Memorial Coliseum (N2) Louisville, Ky.
(N3) Knoxville, Tenn. (N4) Dayton, Ohio
(N5) St. Louis, Mo.

- Leading Scorers -

Jack Givens (6-4 Sr. F) 18.1
Rick Robey (6-10 Sr. F) 14.4
Kyle Macy (6-3 Soph. G) 12.5
James Lee (6-5 Sr. F) 11.3
Mike Phillips (6-10 Sr. C) 10.2
Truman Claytor (6-1 Jr. G) 6.9

1978 JAPAN EXHIBITION TOUR
(All Games vs. Japan National Team)
(Not Counted in Won-Lost Record)

June 13	at Tokyo	104	71
June 15	at Niigata	102	89
June 18	at Nagoya	97	59
June 19	at Osaka	87	82
June 20	at Fukuoka	88	61
June 22	at Nagasaki	122	79
June 24	at Tokyo	125	57
		705	**498**

1978-79 — Won 19, Lost 12.

SEC Tournament Runner-up
Unranked in Polls
COACH: Joe B. Hall
CAPTAINS: Dwane Casey and Truman Claytor

Date	Team	Site	Ky.	Opp.
Nov. 26	Poland (EXH)+	(H)	80	68
Dec. 2	LaSalle	(H)	109	77
Dec. 4	West Texas	(H)	121	67
Dec. 9	Kansas	(H)	67	*66
Dec. 16	**Indiana**	**(A)**	**67**	***68**
	UK INVITATIONAL TOURNAMENT			
Dec. 22	**Texas A&M**		**69**	**73**
Dec. 23	Syracuse		94	87
Dec. 30	Notre Dame	(N1)	81	76
Jan. 3	**Florida**	**(A)**	**65**	**76**
Jan. 6	**Louisiana St.**	**(H)**	**89**	**93**
Jan. 8	Mississippi	(H)	90	64
Jan. 13	**Alabama**	**(A)**	**52**	**55**
Jan. 15	**Mississippi St.**	**(A)**	**61**	**63**
Jan. 20	**Tennessee**	**(H)**	**55**	**66**
Jan. 22	Georgia	(H)	73	64
Jan. 25	Auburn	(A)	85	*83
Jan. 27	Florida	(H)	87	81
Jan. 2	Auburn	(H)	66	59
Feb. 3	**Louisiana St.**	**(A)**	**61**	**70**
Feb. 5	Mississippi	(A)	87	82
Feb. 7	**Vanderbilt**	**(A)**	**58**	**68**
Feb. 10	Alabama	(H)	80	71
Feb. 12	Mississippi St.	(H)	80	65
Feb. 17	**Tennessee**	**(A)**	**84**	**101**
Feb. 19	Georgia	(A)	90	74
Feb. 23	Vanderbilt	(H)	96	70
Feb. 25	S. Carolina	(A)	79	74
	SEC TOURNAMENT			
	(Birmingham, AL.)			
Feb. 28	Mississippi		82	77
Mar. 1	Alabama		101	100
Mar. 2	Louisiana St.		80	67
Mar. 3	**Tennessee**		**69**	***75**
	NATIONAL INVITATION TOURNAMENT			
	(Lexington, Ky.)			
Mar. 7	**Clemson**		**67**	**68**
			2446	**2280**

(N1) Louisville, Ky.

- Leading Scorers -

Kyle Macy (6-3 Jr. G) 15.2
Dwight Anderson (6-3 Fr. G) 13.3
LaVon Williams (6-6 Jr. F) 11.5
Fred Cowan (6-8 Soph. C-F) 9.4
Truman Claytor (6-1 Sr. G) 8.7

ALL-TIME RECORDS

1979-80 — Won 29, Lost 6.

SEC Champions
SEC Tournament Runner-up
UKIT Champions
Great Alaskan Shootout Champions
Ranked 4th AP, 3rd UPI
COACH: Joe B. Hall
CAPTAIN: Kyle Macy

Date	Team	Site	Ky.	Opp.
Nov. 17	**Duke**	**(N1)**	**76**	***82**
Nov. 30	Bradley	(N2)	79	58
Dec. 1	Alaska	(N2)	97	68
Dec. 2	Iona	(N2)	57	50
Dec. 8	Baylor	(H)	80	46
Dec. 10	S. Carolina	(H)	126	81
Dec. 12	Kansas	(A)	57	56
Dec. 15	Indiana	(H)	69	58
Dec. 17	Georgia	(N3)	95	69
	UK INVITATIONAL TOURNAMENT			
Dec. 21	California		78	52
Dec. 22	Purdue		61	60
Dec. 29	Notre Dame	(N4)	86	80
Jan. 2	Auburn	(H)	67	65
Jan. 5	**Tennessee**	**(A)**	**47**	**49**
Jan. 9	Mississippi	(A)	79	73
Jan. 12	**Alabama**	**(H)**	**64**	**78**
Jan. 17	Florida	(A)	76	63
Jan. 19	Vanderblt	(H)	106	90
Jan. 23	Mississippi St.	(A)	89	67
Jan. 26	Georgia	(H)	56	49
Jan. 28	**Louisiana St.**	**(H)**	**60**	**65**
Jan. 30	Auburn	(A)	64	62
Feb. 2	Tennessee	(H)	83	75
Feb. 6	Mississippi	(H)	86	72
Feb. 9	Alabama	(A)	72	63
Feb. 13	Florida	(H)	95	70
Feb. 15	Vanderbilt	(A)	91	73
Feb. 17	Nevada Las Vegas	(A)	74	69
Feb. 20	Mississippi St.	(H)	71	65
Feb. 24	Louisiana St.	(A)	76	*74
	SEC CHAMPIONS			
	SEC TOURNAMENT (Birmingham, AL.)			
Feb. 28	Auburn		69	61
Feb. 29	Mississippi		69	67
Mar. 1	**Louisiana St.**		**78**	**80**
	NCAA TOURNAMENT (Mideast Regional) (Bowling Green, Ky., and Lexington, Ky.)			
Mar. 8	Florida St.	(N5)	97	78
Mar. 13	**Duke**	**(H)**	54	55
			2684	**2323**

(N1) Springfield, Mass. (N2) Anchorage, Alas.
(N3) Atlanta, Ga. (N4) Louisville, Ky.
(N5) Bowling Green, Ky.

- Leading Scorers -

Kyle Macy (6-3 Sr. G) 15.4
Sam Bowie (7-1 Fr. C) 12.9
Fred Cowan (6-8 Jr. F) 12.5
LaVon Williams (6-7 Sr. F) 7.5
Jay Shidler (6-1 Sr. G) 6.2

1980-81 — Won 22, Lost 6.

SEC Runner-up
UKIT Champions
Ranked 8th AP and UPI
COACH: Joe B. Hall
CAPTAIN: Chuck Verderber

Date	Team	Site	Ky.	Opp.
Nov. 1	E. Tennessee	(H)	62	57
Dec. 3	Ohio St.	(H)	70	64
Dec. 6	Indiana	(A)	68	66
Dec. 13	Kansas	(H)	87	73
	UK INVITATIONAL TOURNAMENT			
Dec. 19	Alaska		91	56
Dec. 20	Alabama-Birmingham		61	53
Dec. 27	**Notre Dame**	**(N1)**	**61**	**67**
Dec. 30	Maine	(H)	100	54
Jan. 3	Georgia	(H)	76	62
Jan. 7	Auburn	(A)	79	66
Jan. 10	Tennessee	(H)	48	47
Jan. 14	Mississippi	(H)	64	55
Jan. 17	**Alabama**	**(A)**	**55**	**59**
Jan. 19	**Louisiana St.**	**(A)**	**67**	**81**
Jan. 21	Florida	(H)	102	48
Jan. 24	Vanderbilt	(A)	78	64
Jan. 28	Mississippi St.	(H)	71	64
Jan. 31	Georgia	(A)	71	68
Feb. 4	Auburn	(H)	102	74
Feb. 7	**Tennessee**	**(A)**	**71**	**87**
Feb. 11	Mississippi	(A)	62	55
Feb. 14	Alabama	(H)	77	62
Feb. 18	Florida	(A)	69	56
Feb. 21	Vanderbilt	(H)	80	48
Feb. 25	Mississippi St.	(A)	78	74
Mar. 1	Louisiana St.	(H)	73	71
	SEC TOURNAMENT (Birmingham, Ala.)			
Mar. 5	**Vanderbilt**		**55**	**60**
	NCAA TOURNAMENT (Mideast Regional) (Tuscaloosa, AL.)			
Mar. 15	**Alabama-Birmingham**		**62**	**69**
			1961	**1694**

(N1) Louisville, Ky.

- Leading Scorers -

Sam Bowie (7-1 Soph. C) 17.4
Dirk Minniefield (6-3 Soph. G) 10.4
Derrick Hord (6-6 Soph. G-F) 8.9
Fred Cowan (6-8 Sr. F) 8.2
Chuck Verderber (6-6 Jr. F) 7.5

1981-82 — Won 22, Lost 8.

SEC Co-Champions
UKIT Champions
Ranked 8th AP, 9th UPI
COACH: Joe B. Hall
CAPTAIN: Chuck Verderber

Date	Team	Site	Ky.	Opp.
Nov. 28	Akron	(H)	83	64
Dec. 5	Ohio St.	(A)	78	72
Dec. 8	Indiana	(H)	85	69
Dec. 12	Kansas	(A)	77	*74
	UK INVITATIONAL TOURNAMENT			
Dec.18	Jacksonville	(H)	107	91
Dec. 19	Seton Hall	(H)	98	74
Dec. 26	**N. Carolina**	**(N1)**	**69**	**82**
Dec. 29	Notre Dame	(N2)	34	*28
Jan. 2	Georgia	(A)	68	66
Jan. 6	Auburn	(H)	83	71
Jan. 9	**Tennessee**	**(A)**	**66**	**70**
Jan. 13	**Mississippi**	**(A)**	**65**	**67**
Jan. 16	Alabama	(H)	86	69
Jan. 20	Florida	(A)	91	76
Jan. 23	Vanderbilt	(H)	67	58
Jan. 25	Louisiana St.	(H)	76	65
Jan. 27	**Mississippi St.**	**(A)**	**51**	**56**
Jan. 30	Georgia	(H)	82	73
Feb. 3	**Auburn**	**(A)**	**81**	***83**
Feb. 6	Tennessee	(H)	77	67
Feb. 10	Mississippi	(H)	56	49
Feb. 13	Alabama	(A)	72	62
Feb. 17	Florida	(H	84	78
Feb. 20	Vanderbilt	(A)	73	69
Feb. 24	Mississippi St.	(H)	71	54
Feb. 27	**Louisiana St.**	**(A)**	**78**	**94**
	SEC CO-CHAMPIONS			
	SEC TOURNAMENT (Lexington, Ky.)			
Mar. 4	Auburn		89	66
Mar. 5	Mississippi		62	58
Mar. 6	**Alabama**		**46**	**48**
	NCAA MIDEAST REGIONAL			
Mar. 4	**Middle Tenn.**	**(N3)**	**44**	**50**
			2199	**2003**

(N1) East Rutherford, N.J.
(N2) Louisville, Ky. (N3) Nashville, Tenn.

- Leading Scorers -

Derrick Hord (6-6 Jr. F) 16.3
Jim Master (6-5 Soph. G) 13.4
Melvin Turpin (6-10 Jr. C) 13.1
Dirk Minniefield (6-3 Jr. G) 11.3
Charles Hurt (6-6 Jr. F) 6.6

1982 JAPAN EXHIBITION TOUR
(Not Counted in Won-Lost Record)

July 1	W. Germany at Kariya		84	73
July 2	France at Kyotta		77	65
July 4	W. Germany at Sapporo		82	72
July 7	Japan Nat. at Akita		86	66
July 10	France at Moebashi		86	83
July 11	Japan at Tokoyo		106	71

Note: The Wildcats also toured Taiwan and Hong Kong during the 1982 trip. The following are results of games played there:

July 12	China #2 at Taipei	86	63
July 15	China #1 at Hong Kong	119	48

1982-83 — Won 23, Lost 8.

SEC Champions
UKIT Champions
Ranked 12th AP and UPI
COACH: Joe B. Hall
CAPTAIN: Charles Hurt

Date	Team	Site	Ky.	Opp.
Nov. 27	Butler	(H)	90	53
Dec. 1	Notre Dame	(A)	58	45
Dec. 4	Villanova	(H)	93	79
Dec. 7	Detroit	(H)	83	46
Dec. 11	Illinois	(H)	76	57
	UK INVITATIONAL TOURNAMENT			
Dec. 17	Duquesne	(H)	55	42
Dec. 18	Tulane	(H)	80	61
Dec. 22	**Indiana**	**(A)**	**59**	**62**
Dec. 29	Kansas	(N1)	83	62
Jan. 3	Mississippi	(H)	72	60
Jan. 5	Louisiana St.	(H)	52	50
Jan. 8	**Alabama**	**(A)**	**67**	**74**
Jan. 10	Mississippi St.	(A)	59	53
Jan. 15	**Auburn**	**(H)**	**67**	**75**
Jan. 17	Florida	(H)	70	63
Jan. 22	Vanderbilt	(A)	82	*77
Jan. 29	**Georgia**	**(A)**	**63**	**70**
Jan. 31	**Tennessee**	**(A)**	**63**	**65**
Feb. 5	Alabama	(H)	76	70
Feb. 8	Mississippi St.	(H)	88	67
Feb. 12	Auburn	(A)	71	69
Feb. 14	Florida	(A)	73	61
Feb. 19	Vanderbilt	(H)	82	63
Feb. 26	Georgia	(H)	81	72
Feb. 27	Tennessee	(H)	69	61
Mar. 3	Mississippi	(A)	61	58
Mar. 5	**Louisiana St.**	**(A)**	**60**	**74**
	SEC CHAMPIONS			
	SEC TOURNAMENT (Birmingham, Ala.)			
Mar. 11	**Alabama**	**(N2)**	**64**	**69**
	NCAA MIDEAST REGION (First Round)			
Mar. 19	Ohio	(N3)	57	40
	NCAA MIDEAST REGION			
Mar. 24	Indiana	(N4)	64	59
Mar. 26	**Louisville**	**(N4)**	**68**	***80**
			2185	**1927**

(N1) Louisville, Ky. (N2) Birmingham, Ala.
(N3) Tampa, Fla. (N4) Knoxville, Tenn.

- Leading Scorers -

Melvin Turpin (6-11 Jr. C) 15.1
Jim Master (6-5 Jr. G) 12.5
Derrick Hord (6-6 Sr. F) 8.9
Dirk Minniefield (6-3 Sr. G) 8.6
Charles Hurt (6-6 Sr. F) 8.2

1983-84 — Won 29, Lost 5.

NCAA Mid-East Region Champions
SEC Tournament Champions
SEC Champions
UKIT Champions
Ranked 3rd AP and UPI
COACH: Joe B. Hall
CAPTAIN: Dicky Beal

Date	Team	Site	Ky.	Opp.
Nov. 26	Louisville	(H)	65	44
Dec. 3	Indiana	(H)	59	54
Dec. 10	Kansas	(A)	72	50
	UK INVITATIONAL TOURNAMENT			
Dec. 16	Wyoming	(H)	66	40
Dec. 17	Brigham Young	(H)	93	59
Dec. 20	Cincinnati	(A)	24	11
Dec. 24	Illinois	(A)	56	54
Dec. 28	Purdue	(N1)	88	67
Jan. 2	Mississippi	(A)	68	55
Jan. 7	Louisiana St.	(A)	96	80
Jan. 9	Alabama	(H)	76	66
Jan. 11	Mississippi St.	(H)	51	42
Jan. 13	**Auburn**	**(A)**	**63**	**82**
Jan. 17	**Florida**	**(A)**	**57**	**69**
Jan. 20	Vanderbilt	(H)	67	46
Jan. 22	Houston	(H)	74	67
Jan. 28	Georgia	(H)	64	40
Jan. 30	Tennessee	(H)	93	74
Feb. 4	**Alabama**	**(A)**	**62**	**69**
Feb. 6	Mississippi St.	(A)	77	58
Feb. 11	Auburn	(H)	84	64
Feb. 13	Florida	(H)	67	65
Feb. 19	Vanderbilt	(A)	58	54
Feb. 25	Georgia	(A)	66	64
Feb. 27	**Tennessee**	**(A)**	**58**	**63**
Mar. 1	Mississippi	(H)	76	57
Mar. 3	Louisiana St.	(H)	90	68
	SEC CHAMPIONS			
	SEC TOURNAMENT (Nashville, Tenn.)			
Mar. 8	Georgia	(N2)	92	79
Mar. 9	Alabama	(N2)	48	46
Mar. 10	Auburn	(N2)	51	49
	NCAA MIDEAST REGION (First Round)			
Mar. 17	Brigham Young	(N3)	93	68
	NCAA MIDEAST REGION			
Mar. 22	Louisville	(H)	72	67
Mar. 24	Illinois	(H)	54	51
	NCAA FINAL FOUR			
Mar. 31	**Georgetown**	**(N4)**	**40**	**53**
			2320	**1975**

(N1) Louisville, Ky. (N2) Nashville, Tenn.
(N3) Birmingham, Ala. (N4) Seattle, Wash.

- Leading Scorers -

Melvin Turpin (6-11 Sr. C) 15.2
Kenny Walker (6-8 Soph. F) 12.4
Sam Bowie (7-1 Sr. F) 10.5
Jim Master (6-5 Sr. G) 9.6
Winston Bennett (6-7 Fr. F) 6.5

1984-85 — Won 18, Lost 13.

NCAA "Final 16"
Tied for Third in SEC
UKIT Champions
Unranked in Polls
COACH: Joe B. Hall
CAPTAINS: Kenny Walker and Winston Bennett

Date	Team	Site	Ky.	Opp.
Nov. 27	Toledo	(H)	63	54
Dec. 1	**Purdue**	**(A)**	**56**	**66**
Dec. 4	**So. Methodist**	**(H)**	**54**	**56**
Dec. 8	**Indiana**	**(A)**	**68**	**81**
Dec. 15	**Louisville**	**(A)**	**64**	**71**
	UK INVITATIONAL TOURNAMENT			
Dec. 21	E. Tennessee St.	(H)	69	54
Dec. 22	Cincinnati	(H)	66	55
Dec. 31	Kansas	(N1)	92	89
Jan. 2	Auburn	(H)	68	61
Jan. 5	N. Carolina St.	(H)	78	62
Jan. 7	Vanderbilt	(H)	75	58
Jan. 9	Mississippi	(A)	57	45
Jan. 12	**Alabama**	**(A)**	**58**	**60**
Jan. 16	Mississippi St.	(H)	58	57
Jan. 19	**Florida**	**(H)**	**55**	**67**
Jan. 23	**Georgia**	**(A)**	**73**	**81**
Jan. 27	**Tennessee**	**(A)**	**65**	**81**
Jan. 31	Louisiana St.	(H)	53	43
Feb. 2	Auburn	(A)	49	*47
Feb. 7	Vanderbilt	(A)	68	62
Feb. 9	Mississippi	(H)	67	52
Feb. 13	Alabama	(H)	51	48
Feb. 16	**Mississippi St.**	**(A)**	**69**	**82**
Feb. 29	Florida	(A)	76	68
Feb. 24	**Georgia**	**(H)**	**77**	**79**
Feb. 28	Tennessee	(H)	92	67
Mar. 2	**Louisiana St.**	**(A)**	**61**	**67**
	SEC TOURNAMENT (Birmingham, Ala.)			
Mar. 7	**Florida**	**(N2)**	**55**	**58**
	NCAA WEST REGIONAL First Round			
Mar. 14	Washington	(N3)	66	58
Mar. 16	Nevada Las Vegas	(N3)	64	61
	NCAA WEST REGIONAL			
Mar. 22	**St. John's**	**(N4)**	**70**	**86**
			2037	**1918**

(N1) Louisville, Ky. (N2) Birmingham, Ala.
(N3) Salt Lake City, Utah (N4) Denver, Colorado

- Leading Scorers -

Kenny Walker (6-8 Jr. F) 22.9
Ed Davender (6-1 Fr. G) 8.5
Winston Bennett (6-7 Soph. F) 7.2
Bret Bearup (6-9 Sr. C) 6.3
James Blackmon (6-2 Soph. G) 5.4
Roger Harden (6-1 Jr. G) 5.3

* Denotes 1 overtime period.
# Exhibition — Not counted in won-lost record.

ALL-TIME RECORDS

Date	Team	Site	Ky.	Opp.
EDDIE SUTTON ERA				
1985-86 — Won 32, Lost 4.				
NCAA "Final Eight"				
SEC Champions				
SEC Tournament Champions				
Ranked Third AP and UPI				
COACH: Eddie Sutton				
CAPTAINS: Kenny Walker, Roger Harden and Leroy Byrd				
Nov. 22	Northwestern (La). St.	(H)	77	58
Nov. 26	Chaminade	(A)	89	57
Nov. 27	Hawaii	(A)	98	65
Dec. 3	Cincinnati	(H)	84	54
Dec. 7	Indiana	(H)	63	58
Dec. 14	**Kansas**	**(A)**	**66**	**83**
	UK INVITATIONAL TOURNAMENT			
Dec. 20	East Carolina	(H)	86	52
Dec. 21	Pepperdine	(H)	88	56
Dec. 28	Louisville	(H)	69	64
Dec. 30	Va. Military Inst.	(N1)	93	55
Jan. 4	Vanderbilt	(A)	80	71
Jan. 6	**Auburn**	**(A)**	**56**	**60**
Jan. 8	Mississippi	(H)	75	58
Jan. 11	Alabama	(H)	76	52
Jan. 15	Mississippi St.	(A)	64	52
Jan. 18	Florida	(A)	72	55
Jan. 23	Georgia	(H)	74	69
Jan. 25	Tennessee	(H)	74	57
Jan. 29	LSU	(A)	54	52
Jan. 31	Auburn	(H)	81	71
Feb. 2	**N. Carolina State**	**(A)**	**51**	**54**
Feb. 5	Vanderbilt	(H)	73	65
Feb. 8	Mississippi	(A)	62	58
Feb. 13	Alabama	(A)	73	71
Feb. 15	Mississippi St.	(H)	88	62
Feb. 19	Florida	(H)	80	69
Feb. 22	Georgia	(A)	80	75
Feb. 27	Tennessee	(A)	62	60
Mar. 1	LSU	(H)	68	57
SEC CHAMPIONS				
	SEC TOURNAMENT (Lexington, Ky.)			
Mar. 6	Mississippi	(H)	95	69
Mar. 7	Louisiana St.	(H)	61	58
Mar. 8	Alabama	(H)	83	72
	NCAA SOUTHEAST REGIONAL First/Second Round			
Mar. 14	Davidson	(N2)	75	55
Mar. 16	Western Kentucky	(N2)	71	64
	NCAA SOUTHEAST REGIONAL			
Mar. 20	Alabama	(N3)	68	63
Mar. 22	**Louisiana St.**	**(N3)**	**57**	**59**
			2666	**2210**

(N1) Louisville, Ky. (N2) Charlotte, N.C
(N3) Atlanta, Ga.

- Leading Scorers -

Kenny Walker (6-8 Sr. F) 20.0
Winston Bennett (6-7 Jr. F) 12.7
Ed Davender (6-2 So. G) 11.5
James Blackmon (6-3, Jr. G) 9.4
Roger Harden (6-1, Sr. G) 6.8

	1986 JAPAN TOUR (Not Counted in Won-Lost Record)		
June 21*	Japan at Tokyo	80	55
June 22*	Finland at Tokyo	87	67
June 24	Finland at Sendai	82	65
June 26	Japan at Niigata	79	73
June 28	Finland at Ohtsu	80	56
June 29	**Czech. at Sapporo**	**74**	**80**
*Kirin World Tournament Hong Kong Game			
July 2	S. China	87	45



By 1959, every game played by the defending NCAA champion was subject to intense media coverage as this photograph attests. Note the commemorative warm-up jackets sported by the Cats.



Tom Payne, the first black to play at Kentucky, extends his 7-foot frame to snare a rebound in UK's 106-85 win over DePaul in the 1970 UKIT.

ALL-TIME RECORDS



The "Baron of Basketball," Adolph Rupp, seated here with assistant Harry Lancaster, won 879 games and four NCAA championships in his 42 year reign as the University of Kentucky coach.



Dan Issel, Kentucky's All-time leading scorer with 2,138 career points, goes in for a layup against Vandy.



Kentucky's Ed Beck goes high in attempt to stop a Seattle shot in the 1958 NCAA Finals.



Larry Conley (40) and Tommy Kron (30) attempt to trap Texas Western's Bobby Joe Hill in the 1966 NCAA title game, won by the Miners, 72-65

THE OFFICIAL

UNIVERSITY of KENTUCKY BASKETBALL BOOK

by
Randall S. Baron
and
Russell Rice

CELEBRATING MORE THAN 80 YEARS OF WILDCAT TRADITION

The Official University of Kentucky Basketball Book reviews the Wildcat tradition, from the championships and glory to the defeats and frustration. It examines the early teams of this century, and continues through the era of the incomparable Adolph Rupp and Joe B. Hall, to Eddie Sutton. The book is designed to appeal to all Kentucky fans — young and old, novice and expert. It is written in an informal style, featuring a quiz format that makes learning about the Wildcats an enjoyable experience. There are over 150 special photographs from more than 80 years of history. *The Official University of Kentucky Basketball Book* is perfect for halftime entertainment, parties, gifts, competing with a friend, or reliving the great moments in UK basketball on a frigid winter night.

Available in fine stores throughout Kentucky in October or

Order direct from **Devyn Press, Inc., 151 Thierman Lane, Louisville, KY 40207.**
Send $11.95 (9.95 + 50¢ tax + 1.50 shipping) per book or
call **502-895-1354** from 10 AM to 5 PM (VISA or MASTERCARD accepted).

BEEP-ALERT OF KENTUCKY



MOTOROLA PRODUCTS

- Rent or Purchase
- Optional Insurance
- Month to Month Rental
- Direct Dial
- Wide Variety
- Free Maintenance and Delivery
- **WIDE AREA COVERAGE**

276-5243 169 BURT RD. (SUITE C) LEXINGTON KY 40503

THIS IS UK



THIS IS UK

UNIVERSITY OF KENTUCKY GENERAL INFORMATION

LOCATION — Lexington, Ky.
FOUNDED — 1865
ENROLLMENT — (On campus — 21,000)
(At 13 Community Colleges — 24,000)
PRESIDENT — Dr. Otis A. Singletary
ASSISTANT TO PRESIDENT — Robert A. Babbage Jr.
VICE-PRESIDENT FOR ADMINISTRATION — Dr. James King
VICE-PRESIDENT, UNIVERSITY RELATIONS — Dr. Raymond Hornback
CHANCELLOR, LEXINGTON CAMPUS — Dr. Art Gallaher
CHANCELLOR, MEDICAL CENTER — Dr. Peter Bosomworth
CHANCELLOR, COMMUNITY COLLEGES — Dr. Charles Wethington
FACULTY CHAIRMAN OF ATHLETICS — Dr. Robert G. Lawson
(UK's faculty representative to Southeastern Conference)
DIRECTOR OF INFORMATION SERVICES — Bernie Vonderheide
CONFERENCE — Southeastern (member since founding in 1933)
BAND — Varsity Director — Wm. Harry Clarke
CHEERLEADERS — Varsity Director - T. Lynn Williamson
FIGHT SONG — On, On, U of K
STADIUM — Commonwealth (58,000)
ARENA — Rupp Arena (23,000)

ATHLETICS AT THE UNIVERSITY OF KENTUCKY

The University of Kentucky fields 19 intercollegiate athletic teams under the direction of the UK Athletics Association. The Association is under the supervision of a Board of Directors, which is headed by the UK president in the capacity of chairman.

Officers also include the Vice-Chancellor for Student Affairs Dr. Robert Zumwinkle, vice chairman; Faculty Chairman of Athletics Dr. Robert G. Lawson, secretary; along with two student representatives and 17 other members drawn from the University faculty and the general public as appointees of the president.



Director of Athletics Cliff Hagan supervises the growth and development of the athletics program.

Dr. Robert Lawson
Faculty Representative

SPORTS

Men	Women
Basketball	Basketball
Football	Volleyball
Baseball	Gymnastics
Tennis	Tennis
Golf	Golf
Swimming	Swimming
Indoor Track	Indoor Track
Outdoor Track	Outdoor Track
Cross Country	Cross Country

(Co-ed — Rifle)

PRESIDENT OTIS A. SINGLETARY



Otis Singletary
President

Dr. Otis A. Singletary has maintained an active role both in academics and athletics since he became the University of Kentucky's eighth president in August 1969. Singletary announced last spring that the current 1986-87 school year would be his last as the UK president. He will retire June 30, 1987.

Great strides toward academic excellence have characterized Dr. Singletary's presidency at UK. The Schools of Dentistry and Pharmacy consistently rank among the best in the nation. Departments such as political science, history, and mathematics have also gained nationwide attention while the UK Library now rates among the best in the Southeast.

Under Singletary's leadership, the University of Kentucky has also become a major research institution. The Albert B. Chandler Medical Center is an established leader in research on cancer and the aging. UK's agricultural college has provided important research in tobacco and equine diseases while other University research has focused on the field of coal and other energy sources.

Singletary's involvement in athletics is as impressive as his academic achievements. A former president of the Southeastern Conference, Dr. Singletary is a member of the NCAA Select Committee on Athletic Problems and Concerns in Higher Education. He is also chairman of the board of directors of the College Football Association.

As president of the principal institution of higher learning in the Commonwealth, Dr. Singletary is greatly concerned with the University's role as a land grant institution, a "people's university" accessible to all who can profit from education.

In the 17 years Singletary has been president, the University of Kentucky has grown in enrollment to about 21,000 students on its Lexington campus and more than 22,000 students in the University's 13 community colleges.

Recognition of his service to the University of Kentucky was evidenced by the UK Alumni Association which presented to Dr. Singletary its Alumni Service Award, an honor rarely bestowed upon a non-alumnus of the University.

A native of Gulfport, Miss., Singletary holds degrees from Millsaps College and Louisiana State University. An accomplished administrator, Dr. Singletary served as chancellor of the University of North Carolina at Greensboro and was executive vice chancellor for academic affairs for the University of Texas system prior to coming to Kentucky.

He and Mrs. Singletary, the former Gloria Walton, have three children, Bonnie, Scot, and Kendall.

ATHLETICS ASSOCIATION BOARD OF DIRECTORS

Faculty Members —	Dr. Robert G. Lawson (Faculty Representative to SEC and NCAA)
	Dr. John VanNagell, Jr.
	Dr. Daniel Reedy
	Dr. N.J. Pisacona
	Dr. Kenneth Coleman
	Dr. Marion W. McKenna
	Dr. Charles W. Ellinger
	Dr. Paul Sears
Trustee Members —	Albert B. Chandler
	Frank Ramsey
Members At-Large —	L.D. Gorman
	S.T. Roach
Ex-Officio Members —	Dr. Otis A. Singletary
	Dr. Art Gallaher
	Dr. Jack Blanton
	Dr. Raymond Hornback
	Dr. R.G. Zumwinkle
	Joe Federspiel (K-Men's Association)
Alumni Members —	William B. Sturgill
	TBA
Student Members —	John Fish
	Karen Skeens

ASSISTANT ATHLETICS DIRECTORS



Larry Ivy
(Alabama, 1967)
Finance



Frank Ham
(Olivet, 1940)
Blue-White Fund



Bob Bradley
(Kentucky, 1971)
Academics
NCAA Liaison



Kathy DeBoer
(Michigan St., 1978)
Women

UK HEAD COACHES



Jerry Claiborne
Football



Kathy DeBoer
Volleyball



Dennis Emery
Men's Tennis



Bettie Lou Evans
Women's Golf



Terry Hall
Women's Basketball



Leah Little
Gymnastics



Keith Madison
Baseball



Sgt. Mike Owens
Rifle



Mike Patrick
Women's Tennis



Wynn Paul
Swimming



Tom Simpson
Men's Golf



Don Weber
Track

UNIVERSITY OF KENTUCKY



The University of Kentucky's 716-acre campus is located south of downtown Lexington, Ky., which has a population of approximately one-quarter million people. There are approximately 200 buildings and other structures, walks, malls, gardens, playing fields, recreation space and parking areas on campus.

Academic Program

The University has 17 academic colleges: Arts and Sciences . . . Agriculture . . . Engineering . . . Business and Economics . . . Education . . . Home Economics . . . Library Science . . . Social Work . . . Architecture . . . Communications . . . Fine Arts . . . Law . . . Medicine . . . Dentistry . . . Nursing Allied Health Professions . . . Pharmacy.



Research

The University Library system contains approximately 1.7 million volumes and ranks 13th in the nation in microform holdings.

Among the major areas of research at the University are energy, engineering, medical (especially cancer research on the aging) and agriculture (especially in tobacco and equine).

Faculty

UK's faculty numbers 1,430 on the Lexington campus. Including a graduate family of approximately 950.

Student Body

Enrollment on UK's Lexington campus is more than 21,000. The students come from every county in Kentucky and 48 other states and the District of Columbia and 78 foreign countries.

Approximately 5,400 students live in UK's resident halls with another 1,156 students in UK's 25 fraternities and 17 sororities.



Alumni

The University has approximately 70,000 alumni around the world with more than 22,500 of them paid members of UK's Alumni Association. There are 65 alumni clubs across the nation, with 34 of them in Kentucky and 31 outside the state from California to New York.

Community Colleges

The Lexington campus also is headquarters for UK's Community College System. UK has 13 of these two-year colleges across the state with a current enrollment of 20,700 students.

Medical Center

UK's Albert B. Chandler Medical College has a wide range of programs in education and research. The five colleges — Medicine, Dentistry, Nursing, Pharmacy, and Allied Health Professions — have more than 2,000 students pursuing bachelor, master's and doctoral degrees in health-related fields.

The Medical Center also has a 470-bed University Hospital as part of its teaching and service programs.







Opportunities for UK students are not limited to the academic world. Involvement in the social and cultural aspects of University life also is important.

Recognizing this, the University provides the widest range of opportunities for personal and social development. If a student likes music, for instance, the Concert and Lecture Series brings outstanding soloists and symphonies on campus. There are chamber music concerts and hard rock concerts, impromptu bluegrass groups and flute recitals. If one likes to participate, opportunities abound — there are several choral groups, a marching band, the symphony orchestra, the symphonic band — or there is always the guitar with a few friends under the trees. Whichever one chooses, at UK it's available — and there's someone to share it.

There are 25 national fraternities and 17 national sororities on campus, "Rush", or a member recruitment, takes place before classes begin, and informally throughout the year.

In addition to supporting the various Wildcat and Lady Kat teams, men and women students take part as individuals or in groups in competitive sports and in intramural programs. The Seaton Center houses facilities in basketball, volleyball, badminton, squash, wrestling, and table tennis. An Olympic-size swmming pool, tennis courts, and several sports fields are available to students.

A similar variety of opportunities in drama, student government, athletics, service organizations, and recreation, is available.

The city of Lexington also offers UK students much in the way of entertainment. Lexington has a Philharmonic Orchestra, Chamber Music Society, the Lexington Singers, a Council of Arts, and a local Ballet Company. Movie theaters, international restaurants, coffee-houses, top-ranked acts of all types at fabulous Rupp Arena in the Lexington Center, historical landmarks, parks, and shopping centers, thoroughbred and harness racing, fine fishing in lakes, ponds and streams . . . all in easy distance of the UK campus.



Tailgating at football games, lining up for tickets to see nationally famous Wildcat teams in Rupp Arena or Lady Kats games in Memorial Coliseum, participating in the "Little Kentucky Derby," attending concerts at the downtown arena or in the 11,500-seat Coliseum on the UK campus, visiting the internationally famous Kentucky Horse Park . . . all just a few of the many attractions of Lexington and the University of Kentucky.

STAFF — UNIVERSITY OF KENTUCKY ATHLETICS ASSOCIATION



Ron Allen
Student Admissions
K-Men



Lori Barnes
Staff Assistant
Frank Ham's Office



Joyce Baxter
Staff Assistant
Sports Information



Toni Byrne
Staff Assistant
Sue Feamster's Office



Nancy Cunigan
Accounting



Barbara Deniston
Academic Advisor



Barbara Donnelly
Asst. Ticket Manager



Pat Etcheberry
Strength Coach



Al Green
Head Trainer



Rita Griffith
Accounting



Mary Craig Haley
Staff Assistant



J.R. Hisle
Accounting



Phil Hughes
Academic Advisor



Barbara Kiser
Accounting



Carolyn McDowell
Ticket Office



Sandy Morgan
Staff Assistant
Larry Ivy's Office

THIS IS UK



Ann Sampson
Staff Assistant
Bob Bradley's Office



Sue Stanley
Assistant Trainer



Lydia Wehrle
Ticket Office



Alice Woods
Ticket Manager

UK ATHLETICS — PHONE DIRECTORY

Academics	257-1897
Athletics Director	257-2881
Sports Information	
Memorial Coliseum	257-3838
Commonwealth Stadium	257-4792
Ticket Office	257-1818
Training Room	
Shively Center	257-6521
Memorial Coliseum	257-2750

MEN'S SPORTS

Basketball	257-1916
Football	257-3611
Baseball	257-8829
Golf	257-6506
Swimming	257-5626
Tennis	257-3283
Track	257-5816
Rifle	257-4477

WOMEN'S SPORTS

Basketball	257-6046
Volleyball	257-1419
Gymnastics	257-8604
Tennis	257-3283
Golf	257-2941
Swimming	257-5626
Track	257-5816

ATHLETICS STAFF PHONE DIRECTORY

Name	Office	Home
Ron Allen, Student Adms.	(606) 257-1757	266-3336
Janis Aubrey, Football	7-3612	277-8265
Doug Barnes, Basketball Asst. (M)	7-1916	255-4279
Lori Barnes, Staff Asst.	7-5611	269-2145
Joyce Baxter, Sports Info.	7-3838	1-734-4726
Bob Bradley, Asst. AD / Academics	7-1897	278-2025
Jeffrey A. Bush, Swimming Asst.	7-5626	266-9872
John Butler, Baseball Asst.	7-6495	272-7044
Toni J. Byre, Staff Asst.	7-8604	253-2555
Don Carbone, Tennis (M)	7-3283	273-7943
Greg Carter, Asst. Tennis (M)	7-3283	
Dwane Casey, Basketball Asst. (M)	7-1916	
Russell Cecil, Ticket Office	7-6477	277-1211
Jerry Claiborne, Head Football	7-3611	231-7442
Steve Crocker	7-6526	
Nancy Cunigan, Accounting Clerk	7-6047	
Brad Davis, Sports Info. Asst.	7-3838	277-4005
Kathy DeBoer, Assistant AD/Women and Head Volleyball	7-8604	266-2474
Barbara Deniston, Academic Advisor	7-6496	
Brigid L. Devries, Diving	7-5626	255-0481
James Dickey, Basketball Asst. (M)	7-1916	
Barbara Donnelly, Staff Asst.	7-1819	272-4162
Jerry Eisaman, Football Asst.	7-3611	299-8794
Dennis Emery, Head Tennis	7-3283	
Pat Etcheberry, Strength	7-2672	1-527-6307
Bettie Lou Evans, Head Golf (W)	7-2941	498-1338
Chip Garber, Football Asst.	7-3611	273-5765
Bill Glaser, Football Asst.	7-3611	278-8849
Al Green, Head Trainer	7-6521	885-6879
Rita Griffith, Accounting Clerk	7-1453	
Cliff Hagan, Athletics Director	7-2881	
Mary Craig Haley, Staff Asst.	7- 8901	263-2001
Terry Hall, Head Basketball (W)	7-6046	273-6763
Jake Hallum, Football Asst.	7-3611	266-9952
Frank Ham, Asst. AD	7-5611	254-1246
J.R. Hisle, Accounting	7-3135	223-7023
JoAnn Houser, Trainer/GA	7-6521	
Phil Hughes, Academic Advisor	7-4217	266-9871
Barbara Isham, Exec. Asst. / AD	7-2881	1-734-5326
Larry Ivy, Asst. AD / Business	7-4911	
Tom Kalinowski, FB Equip. Mgr.	7-6522	223-2201
Bill Keightley, Basketball Equip.	7-1889	272-4977
Barbara Kiser, Bus. Office	7-3135	266-2545
Dave Likins, Football Asst.	7-3611	269-4664
Leah Little, Head Gymnastics (W)	7-6483	
Walt McCombs, Asst. Trainer	7- 2750	268-4384
Carolyn McDowell, Staff Asst.	7-1818	
Marta McMackin, Bsktbll. Adm. Asst. (M)	7-1916	266-4673
Keith Madison, Head Baseball	7-8829	1-987-1401
Sandy Morgan, Staff Asst./ Bus.	7-4911	255-1136
John Mugarian, Baseball Asst.	7-8829	257-6495
Donna Murphy, Basketball Asst. (W)	7-6046	
Cindy Noble, Basketball Asst. (W)	7-6046	
Greg Nord, Football Asst.	7-3611	272-0370
Janetta Owens, Football Adm. Asst.	7-3612	272-7470
Sgt. Mike Owens, Rifle	7-4477	
Mike Patrick, Tennis Coach (W)	7-3283	272-4546
Wynn Paul, Head Swimming (M)	7-5626	277-4645
Dick Redding, Football Adm. Asst.	7-3611	276-4203
Lee Reedy, Staff Asst. Bsktbll. (W)	7-6046	272-3291
Susan Renaker, Staff Assistant	7-3611	266-6028
B.W. Reynolds, Supt. Grounds	7-1451	887-1493
Russell Rice, Sports Info. Dir.	7-3838	223-5639
Nona Richardson, Volleyball Asst.	3-6808	266-2474
Ann Sampson, Staff Asst. Acad.	7-1897	254-9997
Charles Schultz, Track Asst.	7-6498	272-8725
Rod Sharpless, Football Asst.	7-3611	278-3327
Farrell Sheridan, Football Asst.	7-3611	231-7090
Tom Simpson, Head Golf (M)	7-6506	272-9854
Sue Stanley, Trainer (W)	7-6521	
Jeff Stayton, Trainer / GA	7-6521	
Terry Strock, Football Asst.	7-3611	277-1308
Eddie Sutton, Head Basketball (M)	7-1916	
David Thomas, Grounds	7-1451	258-4879
David Vickers, Grounds	7-1451	273-2479
Rena Vicini, Sports Info. Asst.	7-3838	278-7773
Don Weber, Track	7-5816	273-2479
Lydia Wehrle, Ticket Office	7-1818	278-6943
Lovett Williams, Grounds	7-1451	
Alice Woods, Ticket Manager	7-1818	277-8170

CENTER for ACADEMIC & TUTORIAL SERVICES

WHAT IS CATS?

CATS is specifically the Center for Academic and Tutorial Services. It is a multipurpose academic facility. We are proud to be the first university in the nation to open an academic center for student-athletes. We, like all other universities, tell parents and recruits that the student-athlete's education is of utmost importance. The difference is that at the University of Kentucky we have made a sincere effort to provide the best possible educational environment, one that is conducive to academic success.







CATS provides our student-athletes with many advantages over the student-athletes at other universities. Examine the list below:

1. **ADVISING** — It is not unusual for freshman student-athletes to be confused about courses, campus, or any number of academic procedures. In addition to our study center, the CATS facility houses the office of the Assistant Affairs, a full-time assistant, a Reading Coordinator and four Academic Graduate Assistants (AGA's). These trained staff members are there for one purpose — to help the student-athlete mature academically. Our goal is to help student-athletes be successful out of the arena of athletic competition.

2. **STUDY SKILLS** — CATS provides us with an area where we can conduct organized weekly study skills classes. Many schools give their student-athletes a crash course in study skills. This is not enough. We have a Freshman Orientation Handbook and Study Skills workbook that each freshman student-athlete receives. The student-athletes attend organized classes in CATS, where they learn to utilize proven classroom study skills and university resources.

3. **STUDY HALL** — Most major colleges have required study hall for their freshmen student-athletes. These study halls are almost always in the evening after practice and are held in a campus facility borrowed by the Athletics Association. This is probably the time period least conducive to study or meeting with tutors.

NOT AT KENTUCKY!

The CATS facility not only provides us with our own large area for quiet study but is also equipped with tutoring and small group rooms. Our center was specifically designed to meet the study needs of student-athletes.

The CATS Center is open all day and until 10:00 each night. This means that student-athletes at Kentucky are not restricted to attending required study hall virtually any time of day. Research has shown that the best time to study is immeditely after class. Our center provides the student-athletes the opportunity to study at that time. This is definitely a CATS advantage.

CATS

4. TUTORING — We have tutors available for any subject. Our tutors come from the University and the community. We utilize the services of professors, graduate students and graduates who are well-qualified. We screen our tutors and although we hire many more than we need, we develop a core list of those most effective with our students. This core group works closely with us and thus we are able to monitor the progress of the student-athletes more closely. CATS Provides the proper atmosphere for tutoring. Sound proof rooms are available where the student and the tutor can meet. They don't have to worry about being bothered by others or bothering others while discussing important concepts. Our system is most conducive to learning.

5. READING COMPONENT — The reading program at CATS is designed to meet the needs of all student-athletes. Upon entering the University each student-athlete is given a reading test that measures that individual's strengths and weaknesses. Based upon the results, a student-athlete may be encouraged to participate in the reading program, which provides both individual and small-group tutoring in a variety of areas such as reading improvement and advanced vocabulary development. It is the goal of the reading program to provide student-athletes with tools necessary to become more effective readers and studiers.



WHY CATS?

All major colleges spend a lot of time, effort and **money** recruiting student-athletes. All coaches and athletics administrations express concern for the recruit's education. Most schools use athletic funds freely to build better athletic facilities to attract better athletes. The problem is that those same schools would find it unbearable to spend those same large sums on an academic facilty. Our philosophy at the University of Kentucky is that colleges should be willing to provide funds not only to recruit the athletes and develop their physical talents, but also to afford the student-athlete every opportunity to succeed academically.



UK SPIRIT



1986-87 UNIVERSITY OF KENTUCKY WILDCAT CHEERLEADERS

Crowds at Rupp Arena will once again be led by the award-winning and nationally-known University of Kentucky cheerleaders.

The 1985-86 UK Cheerleaders once again advanced to the finals of the Universal Cheerleaders Association competition in San Diego last winter, appearing on national television on ESPN. Although the squad did not successfully defend its national championship of the year before, it did place among the top six in the nation.

According to T. Lynn Williamson, cheerleader advisor, Wildcat fans can expect another good year from the UK squad.

"We have a lot of people coming back and we did well at our summer camp," said Williamson, who is now in his ninth season as advisor. "Our squad has won first place in the Southern Region two years, plus we won the national two years ago, as well as runner-up in 1982, so we know we have quite a reputation to live up to."

1986-87 Squad

Bill Ahern
Versailles, Ky.

Barry Applegate
Greenup, Ky.

Rebecca Bach
Lexington, Kentucky

Jeff Baker
Mt. Sterling, Ky.

Dale Baldwin
Leitchfield, Ky.

Scott Carmer
Weston, Neb.

Dawn Duncan
Lexington, Ky.

Karen Fister
Lexington, Ky.

Lori Gooch
Ft. Mitchell, Ky.

Kim Hall
Glasgow, Ky.

Stuart Haven (alt.)
Harrodsburg, Ky.

Scott Hendrickson
Pineville, Ky.

Tracy Neal
Covington, Ky.

Greg Zander
(Wildcat)
Lexington, Ky.

ORIGIN OF BLUE AND WHITE SCHOOL COLORS

Kentucky's famous Blue and White colors have adorned Wildcat teams since around the turn of the century.

Prior to a football game against Centre in 1891, State College students (UK was then called State College) held an ardent meeting for the purpose of choosing permanent college colors and a college yell. They decided on blue and light yellow, blue because it was typical of the bluegrass and light yellow because it represented the richness of the land. Also adopted at that meeting was the following yell, chosen because of its brevity:

"Rah! Rush! Ree! A! M! C!!!"

Neither the colors nor the yell stayed around very long. In a letter to Professor Gillis, R.C. Stoll, a member of the 1891-95 State College teams, recalled:

"We had some other colors — I really don't recall what they were. But we had a meeting in the chapel in 1892, my recollection is, to discuss the colors of the university.

"After we decided on the now familiar blue and white, someone asked, 'What color blue will it be?'

"I happened to have on a blue necktie and took it off and held it up. That was the blue which was adopted."

After the turn of the century, State team would be referred to often as the "Blue and White," with those colors being officially adopted in 1910.

The official blue has ranged from a navy blue in the earlier days to the now-familiar "Kentucky Blue," or royal blue.

ORIGIN OF "WILDCATS" NICKNAME



Kentucky's athletic teams are known to sports fans as the Wildcats. This first and only nickname borne by University varsities had its origin in 1909 in a speech made by Commandant Corbusier, then head of the military department of old State College.

Speaking to a chapel audience of students on the showing of the Kentucky football team in defeating Illinois six to two, the Commandant declared "they fought like wildcats." The tag was popularized by word of mouth and by the press with the result that has since become synonymous with all major Kentucky athletic teams.

WILDCAT MASCOTS HAD COLORFUL NAMES

Over the years, Kentucky athletic teams have been spurred on in efforts toward victory by numerous colorfully-named wildcat mascots. Records indicate the first animal was given to the University in 1921. Named "Tom," this live Kentucky wildcat died quickly from being in captivity and was replaced with "TNT." Other live mascots followed — including "Whiskers," "Hot Tamale," and Colonel" — only to pass from the scene due to death or being turned loose in the mountains after they did not thrive out of their native habitat.

ALUMNI ASSOCIATION

UNIVERSITY OF KENTUCKY NATIONAL ALUMNI ASSOCIATION

By LIZ DEMORAN

FRIENDraising — that's what the University of Kentucky National Alumni Association does best. **FUN**raising is the province of the UK Athletics Association. **FUND**raising is what the UK Development Office does by seeking contributions to the Annual Fund and individual colleges, by receiving gifts from wills, trusts and bequests and by uncovering corporate support for the University.

The UK National Alumni Association has a dual purpose — **serving alumni** with programs and membership benefits and **serving the University** with programs to undergird the continuing academic progress at UK, to attract quality students and to reward a quality faculty.

Among the most popular programs for alumni are area club gatherings and trips to Rupp Arena, the Kentucky Alumnus magazine, membership availability at Spindletop Hall and the basketball scorecard. The Association also sponsors class reunions, Homecoming, overseas trips, an annual photo contest, library privileges, University Press book discounts, and the Hall of Distinguished Alumni recognition program.

Foremost among service programs to the University is the grassroots support movement for Kentucky higher education and for UK that became organized last year. The 1986 General Assembly responded to widespread interest in higher education with a significant increase in the appropriation for the state's universities. For the first time, funds have been earmarked for quality improvement programs such as student financial aid, endowed chairs and centers of excellence. Additionally, UK will be building a robotics center and installing a supercomputer, just two areas of exciting advancement for the University in areas that will enhance the state.

Quality students are attracted to a university because the academic opportunities and faculty are first-rate, because scholarship and financial aid is available and because the alumni they know talk proudly about their alma mater. The National Alumni Association helps out on all three counts.

The Association encourages exceptional teaching which is at the heart of a strong academic program by presenting up to five awards annually for "great" teaching. As one program to keep highly qualified professors at UK, the Alumni Professorship is now a designation carried by seven professors who not only contribute in the classroom but also in the research laboratory. How exciting to be taught by the very people who are creating new knowledge, who are discovering how quarks and neurons and monoclonal antibodies and minds work so that that information can be used to increase our life expectancy and enhance our quality of living as well!

In the past five years, funds for alumni club-sponsored scholarships have risen from about $2,000 to nearly $12,500 annually. Clubs also host UK Open Houses in their local communities for prospective students. Many alumni participate in a career advising program called "Shadow" or serve on college advisory boards. The Association itself provides over 20 scholarships to outstanding students, marching band members and to each of the community colleges.

Among the alumni who provide the "pride factor" are shuttle astronaut Story Musgrave who took a UK pennant into orbit in July 1985; author Bobbie Anne Mason who wrote "In Country" which has been received with wide popular acclaim, and the late Walter Tevis whose novels still continued to be translated into films. . . . the latest, The Color of Money, starring Paul Newman and Tom Cruise, released October 17. These are just a few of the thousands of alumni acrosss the country that represent a nationwide network of pride in the University of Kentucky. Let it show!

UNIVERSITY OF KENTUCKY · ALUMNI ASSOCIATION · MEMBER

1985 OFFICERS

President
David G. Ravencraft '58
Reston, Va.

President-Elect
J. Thomas Tucker '56
Shelbyville

Treasurer
Mrs. Joe F. Morris '38
Lexington

Secretary
Jay Brumfield '48
Lexington

ASSOCIATION STAFF

Director
Jay Brumfield '48

Associate Director
Bob C. Whitaker '58

Editor
Liz Howard Demoran '68

Membership Coordinator
Ada D. Refbord '39

Staff
Brenda Bain
Julia Brothers
Linda Brumfield
Margie Carby
Brenda Daugherty
Carolyn Griffith
Ruby Hardin
Ennis Johnson
Betty W. Nelson '52

THE COMMITTEE OF 101

The University of Kentucky is blessed with one of the more unique boosters organizations in college athletics — the Committee of 101.

While most schools have elaborate boosters groups which raise cash for the various athletic programs, the Committee of 101 is a service-oriented group which makes no direct cash contribution to UK. The organization, which has the motto, "dedicated to the support of Kentucky basketball," sponsors the annual "Get-Acquainted Pre-Season Banquet," which has become a Kentucky tradition. The banquet kicks off the season with a sold out crowd of about 800 on hand. The Committee also sponsors the post-season awards banquet.

The group's activities extend to non-UK related efforts, including raising money for such charities as Cardinal Hill Hospital, Big Brothers/Sisters and the Bluegrass Boys' Ranch.

The most visible work the Committee does is ushering at Wildcat home foootball and basketball games, as well as events like the 1982 and 1986 SEC tournament, the 1984 Mideast Regional and the 1985 Final Four. In an effort to promote Kentucky basketball, the Committee produced an album titled, "Great Moments in Kentucky Basketball."

The Committee of 101 was born in 1966 when 101 employees of IBM's Lexington plant each gave 25 cents to send a telegram to the late Coach Adolph Rupp at every away game the Wildcats played that season.

From those modest beginnings, the club grew into the service organization it is today, which includes 250 members. Since membership is limited to that number, a waiting list for people wishing to become involved is kept. Persons interested in joining the Committee should write to:

Committee of 101
P.O. Box 22
Lexington, KY 40501

Dues are only $10 a year but each member is required to "roll up his sleeves and go to work," according to Committee president Van Florence. We consider ourselves a working organization. We host the post-game receptions at the Wildcat Lodge, sell programs and things like that. Any time manpower is needed in UK athletics, we're there."

Other officers of the Committee include Vice-President Waddill Woolums, Treasurer John Folz and Secretary Ron Stanfield. The Committee is governed by a 10-member board and meets once a month during the athletic seasons.





KENTUCKY IS MY LAND

Kentucky is my land.
It is a place beneath the wind and sun
In the very heart of America.
It is bounded on the east, north and west by rivers
And on the south by mountains.

Only one boundary line is not a natural one,
It is a portion of the southern boundary
That runs westward from the mountains
Across the delta lowlands to the Mississippi.

Within these natural boundaries is Kentucky,
Shaped like the mouldboard on a hillside turningplow.
Kentucky is neither southern, northern, eastern or western,
It is the core of America
If these United States can be called a body,
Kentucky can be called its heart . . . . .

I didn't have any choice as to where I was born,
But if I had had my choice,
I would have chosen Kentucky.
And if I could have chosen wind to breathe,
I would have chosen a Kentucky wind
With scent of cedar, pine-tree needles,
Green tobacco leaves, pawpaw, persimmon and sassafras.
I would have chosen too,
Wind from the sawbriar and greenbriar blossoms . . .

. . . The heart of America
A land of even tempo,
A land of mild traditions,
A land that has kept its tradition of horse racing,
Ballad, song, story and folk music.
It has held steadfast to its pioneer tradition
Of fighting men, fighting for America
And for the soil of Kentucky,
That is filled with bluegrass beauty
That is not akin to poetry
But is poetry . . .
And when I go beyond the border,
I take with me growth and beauty of the seasons,
The music of the wind in pine and cedar tops,
The wordless songs of snow–melted water
When it pours over the rocks to wake the spring.
I take with me Kentucky embedded in my brain and heart,
In my flesh and bone and blood
Since I am of Kentucky
And Kentucky is part of me.

By Jesse Stuart



LEXINGTON & THE BLUEGRASS









UK RADIO NETWORK

THE WILDCATS ON RADIO

A Kentucky basketball tradition through the years has been the ability of the legions of Big Blue fans to "catch the Cats on the radio." Listening to Kentucky basketball has been a tradition in the Commonwealth and across the country for decades. Nearly every Kentuckian has fond memories of sitting around a radio on a cold winter night, living and dying with the fortunes of the Big Blue.

As usual, the excitement and action of Kentucky's 84th season of basketball will be broadcast to fans across the country on one of the largest college networks in the nation. The UK Basketball Network features 96 stations in six states, including Kentucky, Ohio, Indiana, West Virginia, Tennessee and Arkansas.

Anchoring the coverage this season is a station new to the lineup, the powerful 50,000-watt clear-channel WLW in Cincinnati. Located at 700 on the AM dial, WLW will beam the Wildcat action to at least 40 states.

"I can distinctly remember listening to the Cats when I was a kid growing up in Kansas," says UK head coach Eddie Sutton. "Our radio broadcasts have helped make us the premier program in the country by providing us with a national audience for a number of years."

The network also features WVLK in Lexington and WAVG in Louisville, as well as ten 100,000-watt FM stations throughout the state.

The rights to Wildcat basketball are held by Kentucky Network Inc., of Louisville, which is currently in its seventh season of broadcasting UK sports.

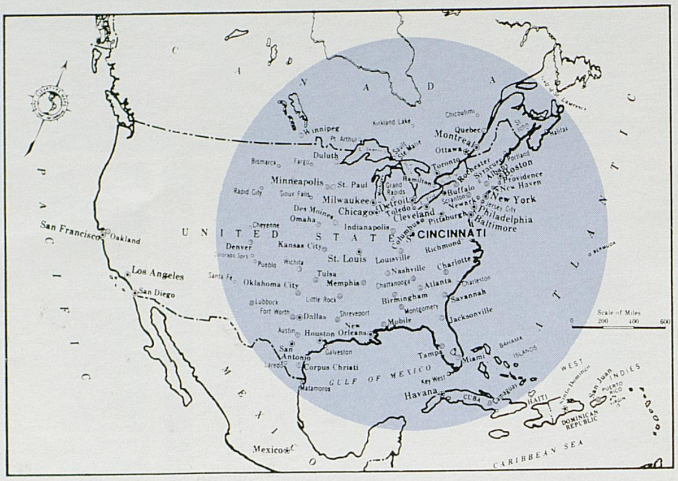

The UK Network presents one of the most comprehensive lineups of programs on game night, starting 1 ½ hours before tipoff with a statewide call-in show, followed by Cawood's Look at Basketball, the Coach Eddie Sutton Pre-Game Show, Wildcat Warmup and the game play-by-play. Following the game, the network presents the Wildcat Wrapup, Wildcat Scoreboard and the Coach Eddie Sutton Post-Game Show.

CAWOOD LEDFORD



Now in his 34th season of broadcasting Wildcat games, Cawood Ledford is truly a legend in the Commonwealth. In many drug stores and barber shops across the state, conversations in the winter begin with, "Well, Cawood said last night..."

His brisk, informative style has won him a spot in the hearts of Kentuckians for years and to many people who never have a chance to see the Cats in person, Cawood IS Kentucky basketball. As one station promoted him once, "When you listen to Kentucky basketball, you don't just hear it, you SEE it, through the eyes of Cawood Ledford."

Cawood has made some of his phrases legendary in Kentucky, especially his traditional, "The Wildcats are moving to the right-hand side of your radio dial." When he appears at courtside at Rupp Arena, the Kentucky band salutes him in unison with a loud, "Hello, Cawood!" That's the kind of respect Kentuckians have for "their" announcer.

The native of Harlan County, Ky., (actually Cawood, Ky.) has been named Best Basketball Announcer in the Nation, in addition to being named Kentucky's "Sportscaster of the Year" 19 times. He is president of his own Lexington-based company, Cawood Ledford Productions, and has produced many award-winning radio and television sports programs.

In a recent survey of active college basketball announcers, Ledford ranked tied for sixth in longevity:

Name	School	Years	Name	School	Years
1. Larry Birleffi	Wyoming	48	13. Jack Cristil	Mississippi St.	29
2. Bob Brooks	Iowa	41	14. Jack Eaton	Memphis State	27
3. Max Falkenstein	Kansas	40	George Hale	Maine (Orono)	27
4. Ray Scott	Arizona	40	16. Gene Davidson	Tennessee Tech	26
5. Bob Fulton	S. Carolina	34	17. Walt Ausley	N. Carolina St.	25
6. Cawood Ledford	**Kentucky**	**33**	Tom Kelley	Southern Cal	25
Jack Dale	Texas Tech	33	19. Tom Hemmingway	Michigan	2
Vern Hawkins	SW Missouri	33	20. Dave Carr	Bowling Green	22
9. Al Ciraldo	Georgia Tech	32	Wes Strader	Western Ky.	22
10. Ray Christensen	Minnesota	30			
Morry Mannies	Ball State	30			
Don McLean	St. Bonaventure	30			

RALPH HACKER



Ledford's sidekick on Wildcat broadcasts in Ralph Hacker, president and general manager of radio station WVLK in Lexington. Hacker is now in his 15th season as the color analyst on the UK Network, offering his knowledge to the broadcasts, as well as handling all pregame, halftime and post-game programs.

MEDIA OUTLETS

KENTUCKY TELEVISION NETWORK

The University of Kentucky will once again be featured on one of the largest collegiate television networks in the country, with nine stations in three states covering a viewing audience across eight states. The games will be seen on virtually every cable system in the Commonwealth.

Host Communications of Lexington administers the television network with WKYT-TV in Lexington and WAVE-TV in Louisville acting as co-producers. The UK Network will television six UK games live and six games on a delayed basis at 11:30 p.m. EST. (See season schedule for list of TV games.)

The UK announcing team will include newcomer Milo Hamilton. The veteran, nationally-known announcer has called baseball, basketball and football games since the early 1950's. Hamilton will handle the play-by-play duties while color duties will be shared by Rob Bromley, sports director of Lexington's WKYT-TV, and Bob Domine, sports director of Louisville's WAVE-TV. Both Bromley and Domine have been on the UK crew for seven years.

UK TELEVISION NETWORK

Market	Station	Affiliation
Lexington	WKYT-TV 27	CBS
Louisville	WAVE-TV 3	NBC
Huntington, WV	WSAZ-TV 3	NBC
Paducah	WSPD-TV 6	NBC
Bowling Green	WBKO-TV 13	ABC
Evansville, IN	WTVW-TV 7	ABC
Hazard	WYMT-TV 57	CBS
Campbellsville	WGRB-TV 34	IND
Hopkinsville	TRV-43 43	IND

EDDIE SUTTON SHOW

The Eddie Sutton Television Show will be aired on seven stations throughout Kentucky, Ohio, Indiana and West Virginia this winter. The weekly program, produced by WKYT-TV in Lexington and syndicated by Host Communications of Lexington, will air on 18 Sundays during the basketball season.

New to the lineup of stations is WCPO-TV, the CBS affiliate in Cincinnati, which will give Ohio and Northern Kentucky fans their first chance to see the coach's show each week.

The 30-minute show includes highlights of Wildcat games, commentary by Sutton and features on the Wildcat team. Veteran announcer Cawood Ledford joins WKYT-TV sports director Rob Bromley as co-host of the show.

"We're excited about our lineup of stations," says Sutton. "In all seven markets, a network-affiliated, strong station is carrying the game, which means by the time the various cables pick it up, it can be seen in every home in the Commonwealth and surrounding states."

The following is the complete list of stations and Sunday air times:

Market	Station	Affiliation	Time
Lexington	WKYT-TV 27	CBS	6:00 p.m.
Louisville	WAVE-TV 3	NBC	Noon
Cincinnati	WCPO-TV 9	CBS	11:30 a.m.
Evansville, IN	WTVW-TV 7	ABC	1:00 p.m.
Paducah	WPSD-TV 6	NBC	11:00 p.m.
Huntington, WV	WSAZ-TV 3	NBC	11:30 p.m.
Hazard	WYMT-TV 57	CBS	6:00 p.m.

PRIMARY MEDIA MAILING OUTLETS

Jerry Tipton
LEXINGTON HERALD-LEADER
Main & Midland
Lexington, KY 40507
(606)231-3227

Mike Johnson
LEXINGTON HERALD-LEADER
Main & Midland
Lexington, KY 40507
(606)231-3225

Sports Editor
ASSOCIATED PRESS
146 Market Street
Lexington, KY 40507
(606)254-2070

Oscar Combs
THE CATS' PAUSE
P.O. Box 7297
Lexington, KY 40501
(606)278-3474

Nick Nicholas
THE CATS' PAUSE
P.O. Box 7297
Lexington, KY 40501
(606)278-3474

Cawood Ledford
CAWOOD LEDFORD PRODUCTIONS
120 Kentucky Ave.
Lexington, KY 40502
(606)233-3455

Dan Metzger
CAWOOD LEDFORD PRODUCTIONS
120 Kentucky Ave.
Lexington, KY 40502
(606)233-3455

Rick Redding
HOST COMMUNICATIONS
546 East Main St.
Lexington, KY 40508
(606)253-3230

Tom Hammond
HAMMOND PRODUCTIONS
2526 Regency Road
Lexington, KY 40503
(606)278-8437

Sports Editor
KENTUCKY KERNEL
Journalism Building
University of Kentucky
Lexington, KY 40506-0422
(606)257-1915

Rob Bromley
WKYT-TV
P.O. Box 5037
Lexington, KY 40555
(606)299-0711

Dick Gabriel
WKYT-TV
P.O. Box 5037
Lexington, KY 40555
(606)299-0711

Carl Nathe
WLEX-TV
P.O. Box 1457
Lexington, KY 40501
(606)255-4404

Kenny Rice
WTVQ-TV
P.O. Box 5590
Lexington, KY 40501
(606)233-3600

Ralph Hacker
WVLK RADIO
P.O. Box 1559
Lexington, KY 40501
(606)253-5900

Tim Smile
WVLK RADIO
P.O. Box 1559
Lexington, KY 40501
(606)253-5900

Sports Director
WLAP RADIO
P.O. Box 11670
Lexington, KY 40511
(606)293-0563

Sports Director
WBKY RADIO
McVey Hall
Lexington, KY 40506-0504
(606)257-3221

Fred Cowgill
WLKY-TV
P.O. Box 6218
Louisville, KY 40202
(502)893-7300

Billy Reed
LOUISVILLE COURIER-JOURNAL
525 West Broadway
Louisville, KY 40201
(502)582-4361

Earl Cox
LOUISVILLE COURIER-JOURNAL
525 West Broadway
Louisville, KY 40201
(502)582-4361

Jim Terhune
LOUISVILLE COURIER-JOURNAL
525 West Broadway
Louisville, KY 40201
(502)582-4361

Rick Bozich
LOUISVILLE COURIER-JOURNAL
525 West Broadway
Louisville, KY 40201
(502)582-4361

Sports Editor
ASSOCIATED PRESS
525 West Broadway
Louisville, KY 40201
(502)582-4032

Sports Editor
UPI
222 First Street
Louisville, KY 40202
(502)589-5790

Doug Ormay
KENTUCKY NETWORK
11001 Bluegrass Parkway
Louisville, KY 40299
(502)267-6757

Dave Conrad
WHAS-TV
P.O. Box 1084
Louisville, KY 40201
(502)582-7255

Paul Rogers
WHAS RADIO
P.O. Box 1084
Louisville, KY 40201
(502)582-7840

Bob Domine
WAVE-TV
725 South Floyd
Louisville, KY 40203
(502)585-2201

Phil Miller
WAVG RADIO
P.O. Box 32970
Louisville, KY 40232
(502)587-0970

Sports Director
WAKY RADIO
558 South Fourth
Louisville, KY 40204
(502)589-6397

Sports Director
WINN RADIO
3rd and Broadway
Louisville, KY 40202
(502)585-5148

Greta Martin
WLOU RADIO
2549 S. Third Street
Louisville, KY 40208
(606)636-3535

Sports Director
WRKA RADIO
10001 Lin Station Rd.
Louisville, KY 40223
(502)423-9752

Sports Editor
LOUISVILLE DEFENDER
1720 Dixie Highway
Louisville, KY 40210
(502)772-2591

Peter King
CINCINNATI ENQUIRER
617 Vine Street
Cincinnati OH 45201
(513)221-7567

Cindy Starr
CINCINNATI ENQUIRER
617 Vine Street
Cincinnati, OH 45201
(513)221-7567

Walt Maher
WKRC-TV
1906 Highland Ave.
Cincinnati, OH 45219
(513)651-1200

Denny Jantzen
WCPO-TV
500 Central Ave.
Cincinnati, OH 45202
(513)721-9900

Steve Physioc
WLW-TV
40 West Ninth St.
Cincinnati, OH 45202
(513)352-5017

Doug Kidd
WLW RADIO
3 East Fourth St.
Cincinnati, OH 45202
(513)241-9597

Bill Sorrell
WCKY RADIO
501 Carew Tower
Cincinnati, OH 45202
(513)241-6565

Sports Editor
PADUCAH SUN
408 Kentucky Ave.
Paducah, KY 42001
(502)442-7389

Sports Editor
RICHMOND REGISTER
380 Big Hill Ave.
Richmond, KY 40391
(606)623-1669

Jim Kurk
COMMONWEALTH JOURNAL
102 North Maple
Somerset, KY 42501
(606)678-8191

Sports Editor
WINCHESTER SUN
Wall & Cleveland Streets
Winchester, KY 40391
(606)744-3123

Sports Director
WPSD-TV
100 Television Lane
Paducah, KY 42001
(502)442-8214

Mike Reliford
ASHLAND DAILY INDEPENDENT
226 17th Street
Ashland, KY 41101
(606)329-1717

Larry Vaught
ADVOCATE-MESSENGER
Danville, KY 40422
(606)236-2551

Bob Watkins
NEWS-ENTERPRISE
P.O. Box 430
Elizabethtown, KY 42701
(502)769-2312

Sports Editor
DAILY NEWS
P.O. Box 579
Middlesboro, KY 40965
(606)248-1010

Sports Editor
THE MESSENGER
P.O. Box 709
Mayfield, KY 42066
(502)247-5223

Sports Editor
THE DAILY TIMES
301 S. Green Street
Glasgow, KY 42141
(502)678-5171

Sports Editor
HARLAN DAILY ENTERPRISE
Central Street
Harlan, KY 40831
(606)573-4510

Sports Editor
GLEANOR-JOURNAL
P.O. Box 4
Henderson, KY 42420
(502)827-2000

Rick Bentley
KENTUCKY NEW ERA
P.O. Box 729
Hopkinsville, KY 42240
(502)886-4444

Jim Pickens
THE MESSENGER
P.O. Box 529
Madisonville, KY 42431
(502)821-6833

Sports Editor
LEDGER-INDEPENDENT
41 West 2nd St.
Maysville, KY 41056
(505)564-9091

Gene Abell
MESSENGER-INQUIRER
1401 Frederica St.
Owensboro, KY 42301
(502)926-0123



GREAT BALLS O' FIRE

Borden, the only dairy in Lexington, is a proud supporter of the University of Kentucky Wildcats. Great dairy! Great team! Great balls o' fire!

K

BORDEN®

© BORDEN INC

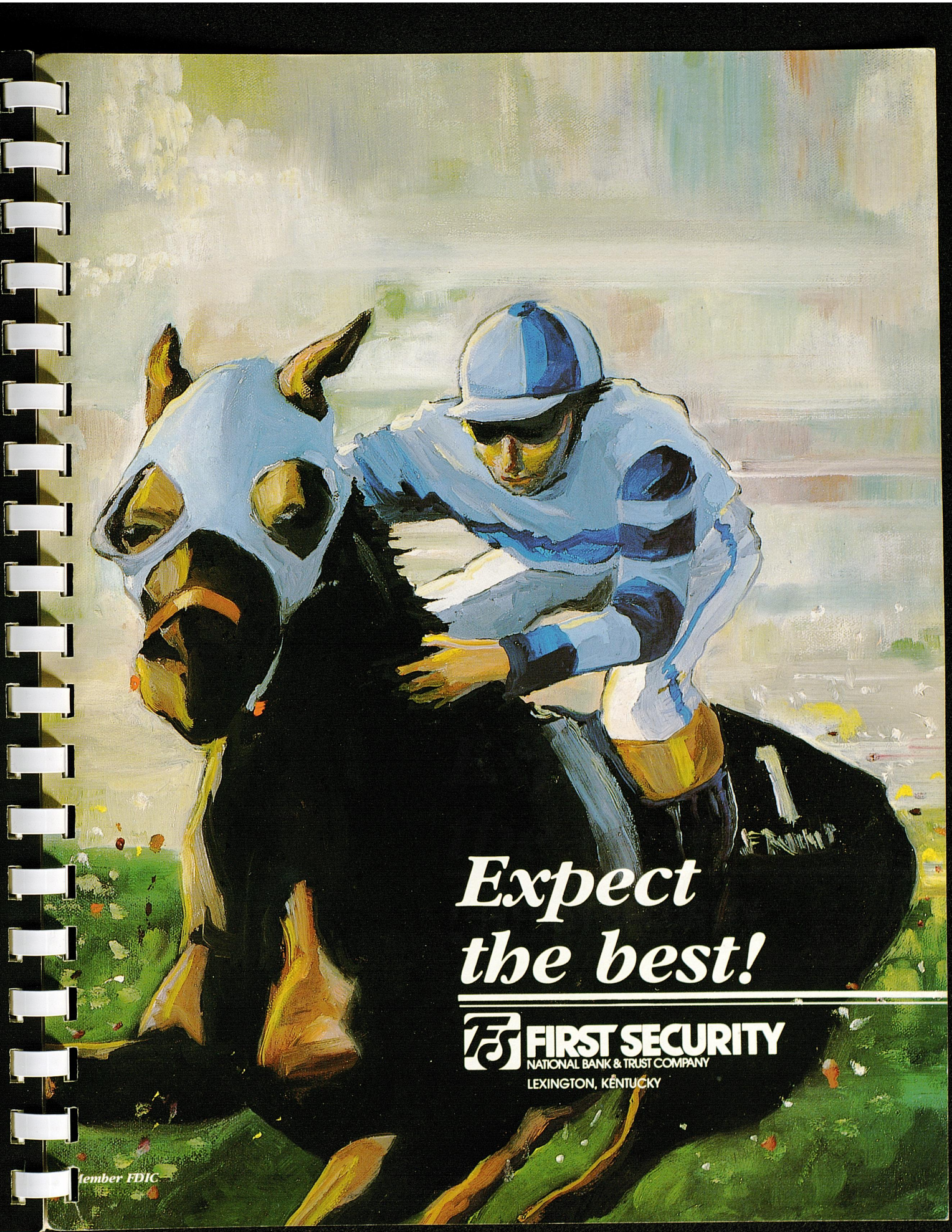
Expect
the best!
FIRST SECURITY
NATIONAL BANK & TRUST COMPANY
LEXINGTON, KENTUCKY
Member FDIC

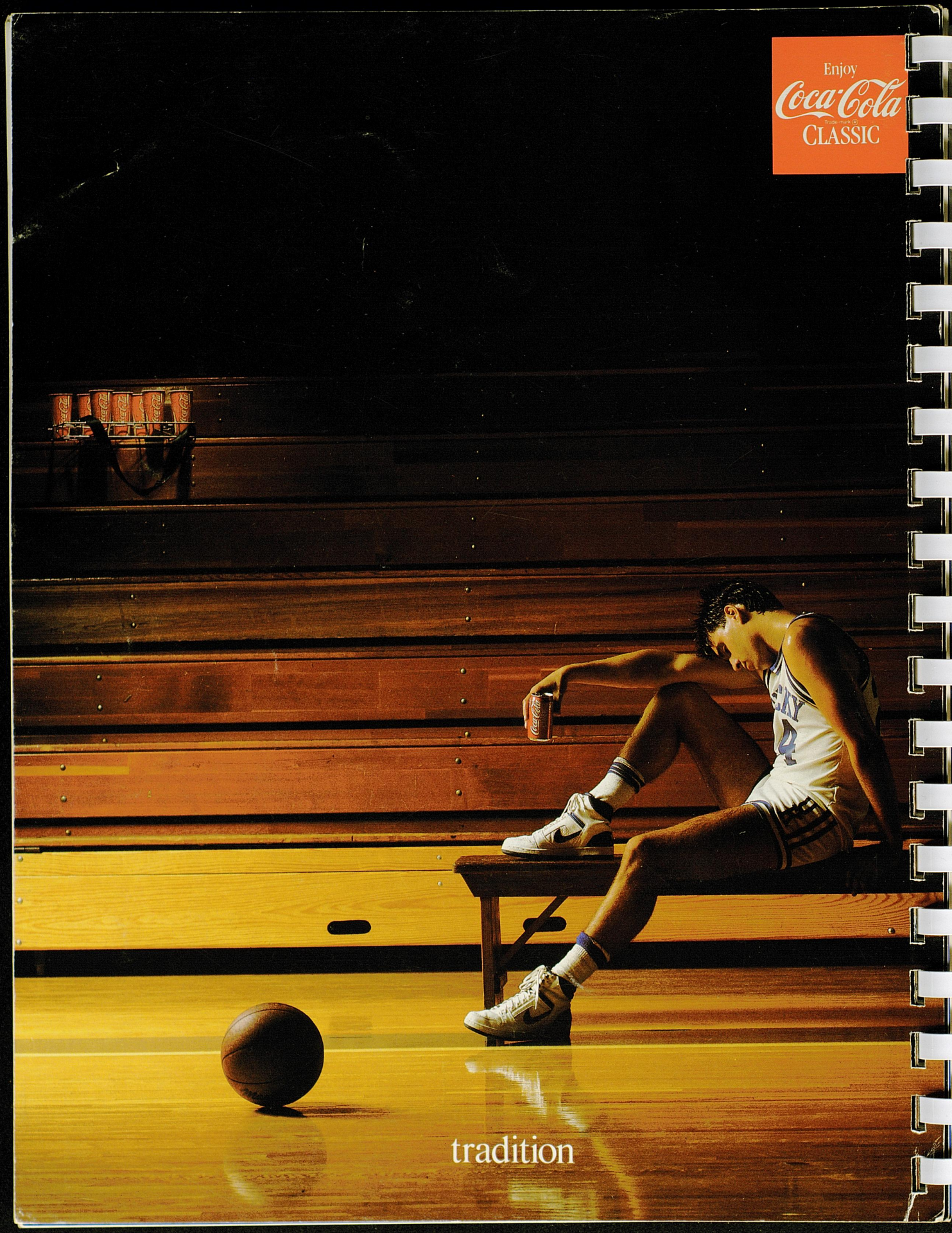
Enjoy
Coca-Cola
Trade-mark ®
CLASSIC
tradition