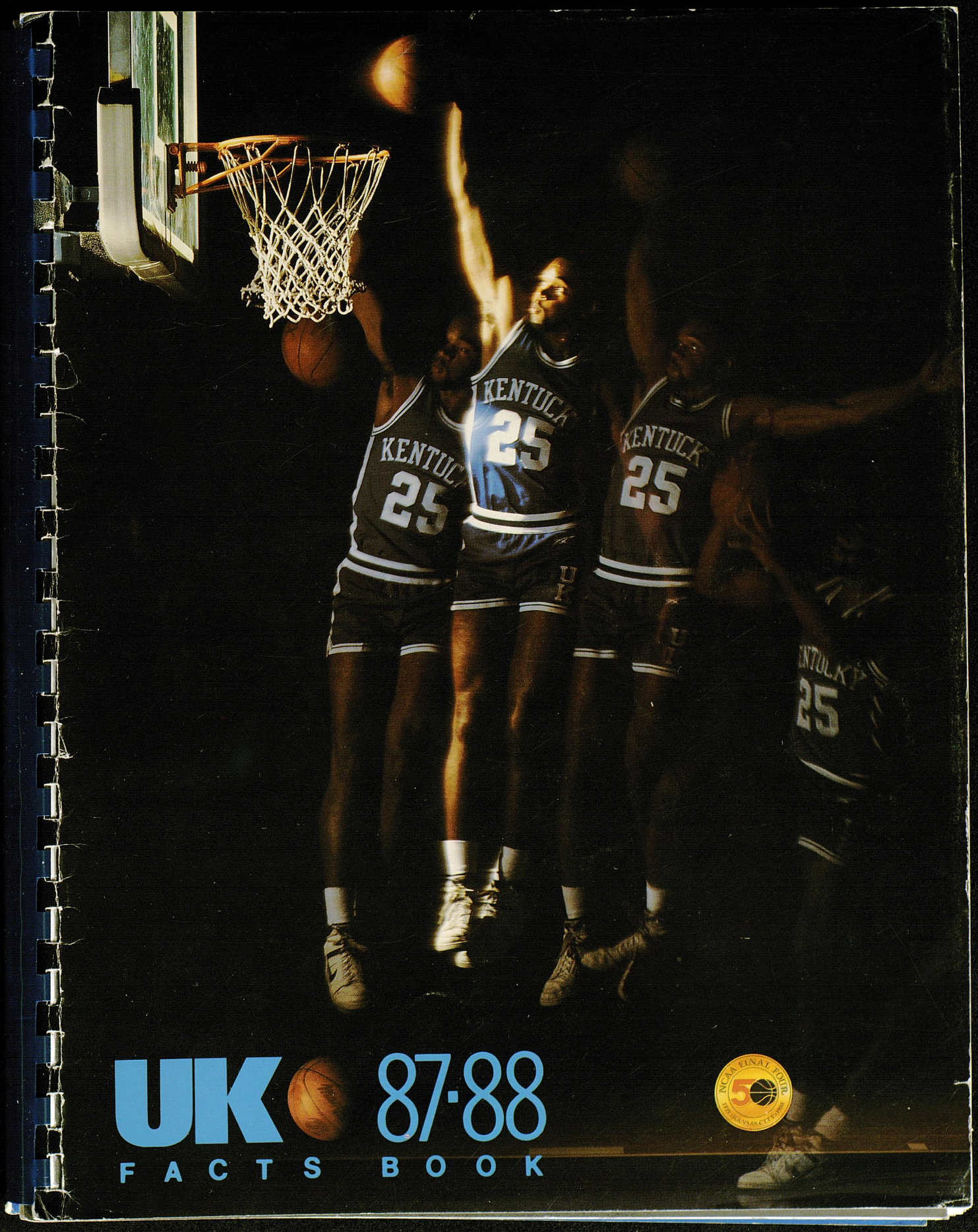

UK 87-88

FACTS BOOK

NCAA FINAL FOUR
50
KANSAS CITY 1988

KENTUCKY BASKETBALL...

...A WAY OF LIFE IN THE BLUEGRASS STATE















1987-88 UNIVERSITY OF KENTUCKY BASKETBALL SCHEDULE

Date	Opponent	Site	Tipoff*	TV
Nov. 24 (Tues.)	SOVIET UNION (EXH)	LEXINGTON	7:30	UK-TV (Delayed)
Nov. 28 (Sat.)	HAWAII	LEXINGTON	8:00	UK-TV (Live)
Dec. 1 (Tues.)	CINCINNATI	LEXINGTON	8:00	UK-TV (Live)
Dec. 5 (Sat.)	Indiana	Indianapolis	2:00	ABC-TV
Dec. 12 (Sat.)	LOUISVILLE	LEXINGTON	1:30	CBS-TV
Dec. 18 (Fri.)	UKIT-UNC-Char. vs. Mid. Tenn.	LEXINGTON	6:30	
	Kentucky vs. Miami, O.		9:00	UK-TV (Live)
Dec. 19 (Sat.)	UKIT-Consolation Game	LEXINGTON	6:30	
	Championship Game		9:00	UK-TV (Live)
Dec. 28 (Mon.)	ALASKA	LEXINGTON	8:00	UK-TV (Live)
Dec. 31 (Thurs.)	VANDERBILT	LEXINGTON	8:00	ESPN
Jan. 2 (Sat.)	Georgia	Atlanta	7:00	ESPN
Jan. 6 (Wed.)	MISSISSIPPI STATE	LEXINGTON	7:30	UK-TV (Delayed)
Jan. 9 (Sat.)	AUBURN	LEXINGTON	8:00	ESPN
Jan. 13 (Wed.)	Alabama	Tuscaloosa	10:00	ESPN
Jan. 16 (Sat.)	TENNESSEE	LEXINGTON	1:00	UK-TV (Delayed)
Jan. 20 (Wed.)	FLORIDA	LEXINGTON	8:00	SEC-TV
Jan. 23 (Sat.)	LSU	Baton Rouge	2:00	CBS-TV
Jan. 27 (Wed.)	Vanderbilt	Nashville	8:30	
Jan. 31 (Sun.)	NOTRE DAME	LOUISVILLE	1:30	ABC-TV
Feb. 3 (Wed.)	OLE MISS	LEXINGTON	7:30	UK-TV (Delayed)
Feb. 6 (Sat.)	Mississippi State	Starkville	4:00	SEC-TV
Feb. 10 (Wed.)	Auburn	Auburn	8:30	
Feb. 13 (Sat.)	ALABAMA	LEXINGTON	1:00	SEC-TV
Feb. 17 (Wed.)	Tennessee	Knoxville	8:00	SEC-TV
Feb. 20 (Sat.)	Florida	Gainesville	2:30	NBC-TV
Feb. 24 (Wed.)	LSU	LEXINGTON	8:00	SEC-TV
Feb. 28 (Sun.)	SYRACUSE	LEXINGTON	2:30	CBS-TV
Mar. 2 (Wed.)	GEORGIA	LEXINGTON	8:00	SEC-TV
Mar. 5 (Sat.)	Ole Miss	Oxford	8:30	
Mar. 10-13 (Thurs.-Sun.)	SEC Tournament	Baton Rouge		SEC-TV

* ALL TIMES EASTERN

TABLE OF CONTENTS

All-Americans . . . 78
All-Time Results . . . 133
Alumni Association . . . 157
Athletic Staff . . . 151
Basketball Hall of Fame . . . 81
Blue and White Fund . . . 156
C.A.T.S . . . 154
Coaches' Records . . . 71
Coaching Staff . . . 7
Former Players . . . 102
Hagan, Cliff . . . 144
Honors . . . 106
Lettermen . . . 108
Lexington and the Bluegrass . . . 148
Louisville Results . . . 100
Media Information . . . 2
Media Outlets . . . 160
Memorial Coliseum . . . 99
National Champions . . . 74
NCAA Information . . . 83
Opponent Profiles . . . 35
Outlook . . . 4
Player Profiles . . . 17
Polls (Wire Service) . . . 86
Radio/TV Networks . . . 158
Records . . . 111
Retired Jersies . . . 81
Review of 1986-87 Season . . . 55
Road Headquarters . . . 54
Roselle, Dr. David (UK President) . . . 150
Roster . . . 18
Rupp Arena . . . 96
Scores versus All Opponents . . . 127
Southeastern Conference . . . 90
Telephone Directory . . . 153
Tournament Information . . . 122
Tradition . . . 69
UKIT Records . . . 119
UK Spirit . . . 34
University of Kentucky . . . 146
Wildcats in the Pros . . . 105

CREDITS

The 1987-88 UNIVERSITY OF KENTUCKY BASKETBALL FACTS BOOK is published by the University of Kentucky Athletics Association, Cliff Hagan, Director. Compiled and edited by Sports Information Director Brad Davis with editorial assistance by Russell Rice, Stephanie Wallner and Joyce Baxter. Design, typesetting and layout by Host Communications, Lexington. Color separations by Computer Color Corp., Lexington. Printing by Host Communications, Lexington; Stephanie Reinhardt, consultant.

Photography by UK Photo Services (John Mitchell, Ken Goad, Bill Wells, Clay Owens); Bradley Photography, Dallas, Texas; Bill Strauss; Jim Jennings; and Ken Weaver.

Permission to reprint materials contained in this publication, whether in part of in whole, must be obtained from the editor. Additional copies of this publication are available for $5.50. Write to: Sports Publications, UK Memorial Coliseum, Lexington, KY 40506. (606) 257-3838. The University of Kentucky is an Equal Opportunity Educational Institution.

ON THE COVER: Much of Kentucky's success in 1987-88 could depend on how well forward Winston Bennett (25) returns from a year off because of knee surgery. Also featured is the logo commemorating the 50th anniversary of the NCAA Final Four, which will be celebrated in Kansas City next spring. Kentucky has appeared in the Final Four nine times and has won five NCAA championships. (Cover photo: LightWorks, Lexington, Ky.)

MEDIA INFORMATION

TO THE MEDIA:

It often seems that college basketball is "in season" year-round here in the Commonwealth of Kentucky. Still, that doesn't diminish the exictement that spreads throughout the state in the late fall and winter months as our second "religion" hits full stride. It begins with the legendary "Midnight Practice" Oct. 15 and continues through the NCAA Tournament in March.

As the 85th season of Kentucky basketball gets underway, Wildcat fans are excited — with plenty of reason. Combine the return of Winston Bennett with four returning starters, including guards Rex Chapman and Ed Davender, and an incoming freshman class that has been rated as best in the country, and it is understandable why the Big Blue faithful are "chomping at the bit."

The Kentucky sports information staff has undergone some changes in the last year. Our goal remains the same, however — to provide you with the best service possible. Brad Davis, the assistant SID for the last three seasons, has been elevated to Sports Information Director. Joey Howard, formerly of Ole Miss, has been named assistant SID. Davis will once again be your primary contact for Kentucky basketball.

We are all looking forward to working once again with our friends in the media during the 1987-88 season. This media guide was designed to assist you while covering the Wildcats and we welcome your comments and suggestions for improvements.

Here's to a great 1987-88 basketball season — for the Kentucky Wildcats, and for you.

UNIVERSITY OF KENTUCKY SPORTS INFORMATION PHONE DIRECTORY

Office: (606) 257-3838
Nights/Weekends: 257-6474

HOME NUMBERS:

Davis: (606) 277-4005
Vicini: (606) 278-7773
Howard: (606) 271-6230
Baxter: (606) 734-4736

CREDENTIALS — Credentials for UK home games are issued for working media only and should be requested as early as possible. Requests must be made in writing on company letterhead and are honored only from sports editors of daily newspapers and sports directors of radio and television stations. Requests from weekly newspapers and radio stations will be accepted only from those who will be attending games in a working capacity and will be filled on a space-available basis. All requests for media credentials should be made to: Brad Davis, Sports Information Director, Memorial Coliseum, Avenue of Champions, Lexington, KY 40506-0019. Passes will be held at the media Will Call gate, located on the Patterson Street Entrance to Rupp Arena. Credentials are not available at the public Will Call window on the High Street Concourse Level. A limited number of parking passes are available and should be requested at the time of requesting credentials.

PHOTOGRAPHERS — The photo zones are appropriately marked on the Rupp Arena floor. Because of space demands, shooting on the press row sideline is permitted at Rupp Arena with the game officials determining the boundaries (because various officials have different "do's and don'ts" regarding photographers on the side).

MEDIA ROOM — The media room is located in the Rupp Arena dressing room area, behind the visitors' bench. Working facilities, with necessary outlets and a limited number of telephones, are available. A pre-game snack will be served. Drinks will be available at halftime and after the game.

MEDIA SERVICES — The University of Kentucky uses the sophisticated "Final III" computer statistics system, which was used during the last three NCAA Final Fours. Working media will be provided with the following:

- Game program and notes
- Shot Charts
- Complete play-by-play
- Halftime Stats
- Final Stats
- Coaches' and Players' Quotes

Electronic media (radio and TV) will be provided with a statistics monitor at their location for instant access to the stats during the game.



RADIO BROADCASTS — Broadcasting rights to UK games are assigned exclusively to the UK Network. One reciprocal rights fee waiver is guaranteed opponent schools visiting Lexington.



UK SPORTS INFORMATION STAFF

From left: Brad Davis (Director); Rena Vicini (Assistant Director); Stephanie Wallner (Graduate Assistant); Joyce Baxter (Staff Assistant); Joey Howard (Assistant Director).

MEDIA INFORMATION

TELEPHONES — A limited number of telephones are available in the Rupp Arena media room. Newspapers and radio stations desiring their own private lines, to be installed either on press row or in the media room, should contact General Telephone (606-223-9422).

POST-GAME INTERVIEWS — An interview room is located adjacent to the media room. After the 10-minute cooling-off period, Coach Eddie Sutton and two Wildcat players will be brought to the interview room. The visiting coach will follow, if he is agreeable.

KENTUCKY LOCKER ROOM POLICY — After the 10-minute cooling-off period, the UK locker room will be open to all members of the media for a **15-minute period.** After this time, the locker room will be closed to the media so the players can shower.

WEEKLY MEDIA LUNCHEON — Coach Eddie Sutton will host a weekly news conference/luncheon at the Wildcat Lodge. The exact schedule will be available at the Sports Information Office. Media representatives wishing to join the conference by telephone may do so. For teleconference information, call the Sports Information office.

PRACTICES — Media representatives are welcome at Wildcat practice sessions. Since practices are held at both Rupp Arena and Memorial Coliseum, it is advisable to call the Sports Information office to determine the practice site for a particular day.

CATS ON THE "BIRD" — Television highlights of Kentucky basketball are available on a weekly basis. For more information, contact the Sports Information office.

PLAYER INTERVIEWS — We encourage you to interview our players. The best time to interview players is from 2:40-2:55 p.m. weekdays. Please arrange lengthy, feature-type interviews through the Sports Information office. All telephone interviews must also be arranged through the Sports Information office, in compliance with NCAA regulations.

IMPORTANT PHONE NUMBERS

Sports Information: (606) 257-3838
(Nights/weekends: 257-6474)
Basketball Office: (606) 257-1916
(Best Time to Reach
Coach Sutton: 11 a.m.-1 p.m.)
Rupp Arena Press Row:
(606) 252-3602
Brad Davis at Home: (606) 277-4005
UK Ticket Office:(606) 257-CATS
Rupp Arena: (Management Offices)
(606) 233-4567









THE WILDCATS

1987-88 KENTUCKY OUTLOOK

In stark contrast to a year ago, Coach Eddie Sutton will have plenty of players to call on as preparation for the 1987-88 basketball season begins at the University of Kentucky.

At one point last season, the Wildcats were reduced to just seven scholarship players, forcing Sutton to call on two walkons and assistant coach Dwane Casey in order to scrimmage. Despite the shortage of manpower, and facing a schedule rated as the most difficult in the nation, Sutton guided the Wildcats to a respectable 18-11 record, a third-place finish in the Southeastern Conference and an appearance in the NCAA tournament.

This season, Sutton will greet four starters from last year's squad, a healthy Winston Bennett and six recruits tabbed by many publications as the best recruiting crop in the country.

The only starter missing when the first whistle blows will be James Blackmon, a 6-3 guard who averaged 8.5 points and 3.1 rebounds a game last season. Returning starters include guards Rex Chapman and Ed Davender, forward Richard Madison and center Rob Lock.

Last season, Chapman became the first freshman ever to lead Kentucky in scoring, averaging 16.0 points a game. The Owensboro, Ky., native was named to virtually every "All-Freshman" team in the country. He was named the SEC's "Freshman of the Year" and earned second-team All-SEC honors from Associated Press and United Press International.



The 6-4 Chapman scored a career-high 26 points on four different occasions and, in fact, scored in double figures in 24 of UK's 29 games. He also led the team in assists with 103.

Joining Chapman as a returning starting guard is senior Ed Davender, who was the second-leading scorer for the Wildcats with a 15.2 average. The 6-2 Brooklyn, N.Y., native earned second-team All-SEC honors from UPI as he became the 33rd player in UK's illustrious basketball history to reach the 1,000-point mark. He is currently 27th on UK's all-time scoring list with 1,120 career points. Although Davender is an outstanding scorer, his forte is defense, as evidenced by his being named the SEC's "best defensive player" in several newspaper polls.

Madison, a 6-7 senior forward, was the team's leading rebounder a year ago, pulling down 7.4 boards a game. The Memphis, Tenn., product averaged 9.1 points a contest, making 86-87 the best season of his UK career. Considered by Sutton, "the best pure athlete on the squad," Madison has the ability to earn all-star credentials if he plays consistently in 87-88.

Lock, a 6-11 senior center, was the second-leading rebounder on the squad last season with a 5.3 average. The Reedley, Calif., product averaged 7.5 points a game and was the leading shot-blocker on the squad with 31 rejects. Lock also was the best field-goal shooter on the squad, connecting on 56.5 percent of his shots from the floor.

Also returning to the squad is Winston Bennett, a 6-7 senior forward who sat out last season after undergoing pre-season knee surgery. As a junior in 1985-86, Bennett earned All-SEC honors as the Wildcats' second-leading scorer (12.7) and rebounder (7.0).

The Louisville, Ky., native is an excellent defensive player, usually drawing the assignment of guarding the opponent's best front-line player.

Other returnees include 6-6 sophomore guard Derrick Miller, who averaged 5.2 points and 1.9 rebounds last season; senior center Cedric Jenkins, who was plagued by a leg injury for much of the season and averaged 1.5 points and 2.1 rebounds; and junior center Mike Scott,

THE WILDCATS

who transferred to Kentucky from Wake Forest last season and became eligible in late January. Scott played in nine games and averaged 0.4 points and 0.6 rebounds a game.

Sutton welcomes seven freshmen to the squad, including 6-8 forward Reggie Hanson, who had to sit out last season as a redshirt. As a prep senior in 85-86, Hanson averaged 23.1 points and 10.0 rebounds a game in leading Pulaski County (Ky.) High School to the state championship.

This season's signees include two prep All-Americans among the six who have inked grants-in-aid with Kentucky.

LeRon Ellis, a 6-11 forward/center from Tustin, Calif., averaged 23 points, 10 rebounds and four blocked shots a game in leading Mater Dei High School to a 31-1 record and the California State Championship. Ellis was named California's "Player of the Year," and was named to virtually every prep All-America team.

Eric Manuel, a 6-6 forward/guard from Macon, Ga., averaged 24 points and 7.9 rebounds a game in earning the title of Georgia's "Player of the Year," as well as first-team All-America honors.

Johnathon Davis, a 6-8 forward from Pensacola, Fla., averaged 15.1 points and 10.0 rebounds a game last season. Deron Feldhaus, a 6-7 forward from Mason County High School in Maysville, Ky., averaged 23.6 points and 10.3 rebounds in leading his team to a 31-3 record last season. Feldhaus earned first-team "All-State" honors as a junior and as a senior. His father, Allen, played at UK from 1959-62 and was his high school coach.

John Pelphrey, a 6-7 forward from Paintsville, Ky., averaged 20.1 points, 10.5 rebounds and 3.4 assists a game in earning "Mr. Basketball" honors in Kentucky last season. Sean Sutton, the 6-1 son of UK coach Eddie Sutton, averaged 19.2 points and 5.3 assists a game in leading Lexington Henry Clay to a 22-4 record.

Kentucky enters the 1987-88 season as the winningest team in college basketball. Through the years, the Wildcats have won 1,426 games, while losing only 451. That's a winning percentage of 76.0. Kentucky has not suffered a losing season in 59 years, the longest such streak in the country.

During its illustrious history, Kentucky has captured five NCAA titles, two NIT titles and 36 Southeastern Conference crowns.



TM

UNIVERSITY OF KENTUCKY™

General Information

Head Coach: Eddie Sutton (Oklahoma State, 1958)
Record at Kentucky: 50-15 (2 seasons)
Career Record: 392-140 (18 seasons)
Assistant Coaches: James Dickey (Central Arkansas, 1976)
Dwane Casey (Kentucky, 1979)
Jimmy Dykes (Arkansas, 1984)
1986-87 Record: 18-11
Conference Record and Finish: 10-8 (tied for third)
1986-87 Post-Season Play: 0-1 (NCAA Tournament)
Starters Lost:
James Blackmon (6-3 Guard, 8.5 ppg, 3.1 rpg)
Starters Returning:
Ed Davender (6-2 Sr., Guard, 15.2 ppg, 3.0 rpg)
Rex Chapman (6-4 Soph., Guard, 16.0 ppg, 2.3 rpg)
Richard Madison (6-7 Sr., Forward, 9.1 ppg, 7.4 rpg)
Rob Lock (6-11 Sr., Center, 7.5 ppg, 5.3 rpg)
Other Top Returnees:
Winston Bennett (6-7 Sr., Forward, 12.7 ppg, 7.0 rpg)*
Derrick Miller (6-6 Soph., Guard, 5.2 ppg, 1.9 rpg)
Cedric Jenkins (6-9 Sr., Center, 1.5 ppg, 2.1 rpg)
Mike Scott (6-11 Jr., Center, 0.4 ppg, 0.6 rpg)
Top Newcomers:
Johnathon Davis (6-8, 195, Fr., Forward, 15.1 ppg, 10.0 rpg)
LeRon Ellis (6-11, 225, Fr., Ctr./For., 23.0 ppg, 10.0 rpg)
Deron Feldhaus (6-7, 200, Fr., Forward, 23.6 ppg, 10.3 rpg)
Reggie Hanson (6-8, 195, Fr., Forward, 23.1 ppg, 10.0 rpg)**
Eric Manuel (6-6, 205, Fr., Forward/Guard, 24.0 ppg, 7.9 rpg)
John Pelphrey (6-7, 180, Fr., Forward, 20.1 ppg, 10.5 rpg)
Sean Sutton (6-1, 175, Fr., Guard, 19.2 ppg, 2.7 rpg)

* Was a medical redshirt last season
** Was a redshirt last season



QUOTING COACH EDDIE SUTTON

Question: Would you comment on the upcoming Kentucky Wildcat season?

Eddie Sutton: I think that anyone who follows Kentucky basketball has to be optimistic about the upcoming year. We have a good blend in that we have five seniors who should give us excellent leadership.

One of the keys in how good this team can become is Winston Bennett, if he's back in full speed. He certainly has displayed outstanding play in the three years he has participated at the University of Kentucky.

The five seniors have worked extremely hard in the past spring and over the summer and fall. They should give us not only good leadership but a lot of good play. They're seasoned veterans and too often coaches overlook the value of experience.

We're a little thin perhaps in the middle classes, with only Mike Scott. But Mike has trimmed down considerably. We probably put him under some undue pressure last year, having never been in a practice session with us and not even watching us practice very much and hoping that he could come in and give us a lot of help. During that period of time he gained a considerable amount of weight and that slowed down his foot speed. He did not have a good second half of the season, which for him was the entire season. But he has worked hard; he's lost about 20 to 25 pounds. I feel like Mike can contribute to this basketball team.

Now, to our two underclasses. In our sophomore class we have two outstanding guards in Rex Chapman, one of the great guards in college basketball, and in (Derrick) Miller you have one of the best shooting guards in college basketball.

Then we have a freshman group that many people feel is the best coming into college basketball. Those guys, I'm sure, are going to be eager as all freshman are. But they will have to learn some things before they can contribute as much as they would like to. There's no doubt there's a lot of talent in that freshman class.

When you put the entire group together, one thing I know for sure is that we'll have better practice sessions. This will allow us to become a better basketball team. Last season was the most difficult situation I ever had as a coach, in not being able to field even 10 players on some days to practice. That won't be a problem this year.

I look at our schedule, in how many games we might win, and we might not win as many as a lot of our fans would like to see us win. With the difficulty of the schedule, we'll certainly mature. And by the end of the year we could be one of the top teams in college basketball.

Question: What about the SEC race this season?

Eddie Sutton: Many people feel like that the conference race could be the closest one we've seen in years. I'm not sure who I would pick as a favorite. I'm sure the University of Kentucky will be picked by many people. I've looked at some of the early publications and a lot of people like Florida. They certainly came on strong last year. LSU is a proven basketball team.



Even though Alabama lost a lot of people, I still think they will be good. Auburn's got three NBA players on the front line. . .if they get any backcourt help then they could be pretty tough. Vanderbilt last year finished eighth in our league but they probably had the most impressive non-conference wins of anyone. This year Vanderbilt returns everyone, so they'll certainly be moving up.

Tennessee, I thought, was the hard-luck ballclub last year. We felt like that talent-wise they were much better than what their record would indicate. Georgia has a chance to win the league. They've got a lot of returning players and a lot of players coming back who were ineligible last year. (Toney) Mack is one of the outstanding players in our league. Hugh (Durham) is going to have an outstanding ballclub.

I believe that the team which can go through the league and minimize (its losses) or go undefeated at home, and possibly even split on the road, has got a chance to win the league.

No one is going to go through the league undefeated. When you go on the road you'll see that there are so many places that are difficult to win at. Serious injuries are also sometimes overlooked. And the schedule sometimes comes into play.

Last year it would seem that everytime a team would upset us, then the next game they would get beat. I don't think fans look at that, but that (schedule) is very important.

Question: Again, this season Kentucky's schedule is one of the toughest, if not the most difficult, in the country. Is that the type of schedule you want?

Eddie Sutton: Our schedule last year was ranked in the Top 10, as far as ranking the difficulty of schedule. Some people ranked ours as the toughest.

I would think this year is probably the most challenging schedule we have faced in the three years that I've been here. It's a very, very tough schedule, because the league is so difficult. That's the thing a lot of times people forget. If you had two or three "dogs" in the league then you could say "Hey, we've got two automatic wins when we play those teams." You can't say that anymore. Some of the schools that have been doormats in the past are now no longer that way, because different schools have put a great emphasis on basketball.

The SEC, from top to bottom, and I think all the coaches across the country agree, this past year the SEC was the toughest conference. Perhaps other leagues might have had one or two teams that were better, but when you went down to the sixth-, seventh-, eighth-, ninth- and 10th-place teams, those teams in our conference were very tough ballclubs.

I always use Vanderbilt as an example. They finished eighth in our league, yet they beat the national champions (Indiana), Notre Dame, Kansas State, Missouri and New Mexico—teams that were playing in the NCAA tournament.

So, our schedule this year will be very tough. We're playing Syracuse, Indiana, Notre Dame and Louisville. . .those are all outstanding basketball teams. Plus, we'll be playing our conference schedule.

Question: This past summer during the SEC meetings there was talk about reducing the league schedule. Have you had any feedback from the other coaches, administrators or from UK President Dr. David Roselle?

Eddie Sutton: No, I haven't really talked to anyone about that. The coaches voted 10 to zero to reduce the schedule from 18 to 14 (games). There are a lot of reasons for doing that. I think it would be beneficial to all institutions. The coaches certainly agree that it would be.

I made the presentation to the athletic directors at the spring meeting and it was more or less tabled. But there are some who agree that they like the 18-game schedule. We haven't given up on it because the coaches feel very strongly about going to a 14-game schedule. It certainly would help the University of Kentucky from the standpoint we could play a lot more intersectional games. They probably would be national games—teams like UCLA and St. John's, which are traditionally in the Top Twenty every year.

But believe me, they wouldn't be any tougher than playing an SEC team. Every time we line up it seems like the intensity level rises everytime we play an SEC team. The fact that Mr. (Adolph) Rupp and Mr. (Joe) Hall beat them so soundly through the years, I think that one victory over the 'Cats is worth just as much as three over the other schools. We're always meeting a team that's sky high.

I don't think you see that as much when you play intersectional games. Playing in a league is great, and it is the only sport in our conference that plays for a "true" champion (18-game round-robin). But at the same time I really like the idea of playing some teams outside our conference. I think our fans would, too.

Interview conducted by Oscar Combs, The Cats' Pause.

Wildcat Coaches





WILDCAT COACHES

KENTUCKY COACH EDDIE SUTTON

When Eddie Sutton accepted "the best coaching position in America," he knew that pressures and demands were part of the job description.

Known for his uncanny ability to build teams from scratch, Sutton faced a different task at Kentucky. In Lexington, Sutton would not have to construct a team into a powerhouse; instead, he needed to maintain the winningest program in college basketball history.

If his first two seasons are any indication, the Eddie Sutton Era is off and running with flying colors.

In his first season at the helm, the Bucklin, Kansas, native inherited a team that had compiled an 18-13 worksheet the previous season and was, at best, predicted to finish third in the Southeastern Conference. But Sutton's style and creativity transformed the Cats into one of the most exciting teams in the country.

Promising to start the five best athletes on the squad, the first-year coach utilized three guards for their speed, quickness and smothering man-to-man defense. The 1985-86 Wildcat team captured the imagination of Kentucky fans like no other team since the famous "Rupp's Runts" of 1965-66.

By season's end, the Cats posted a 32-4 record and were ranked third in the country in the final polls. UK stormed through the Southeastern Conference with a 17-1 record and proceeded to capture the league tournament. In the NCAA Tournament, Kentucky won three games, advancing to the Final Eight, before falling one game short of the Final Four.

For his efforts, Sutton was named SEC Coach of the Year by the Associated Press and United Press International. In addition, the first-year coach earned National Coach of the Year honors from the AP and the National Association of Basketball Coaches.

Last season, fans wondered what Sutton could possibly do for an encore. The odds were stacked against the 1986-87 Wildcat squad when star forward Winston Bennett was sidelined for the season with a knee injury. Several other injuries depleted the UK squad until there were just seven scholarship players available for practice at one point. Kentucky was picked to finish an uncustomary fifth in the SEC.

Instead, the Wildcats earned an NCAA tournament berth after finishing third in the SEC with a 10-8 league mark and an 18-11 overall record. Included in last year's accomplishments were: a 34-point win over rival Louisville on national television, a hard-fought loss to 3rd-ranked Indiana in Bloomington, a stunning upset of Alabama on national television, a victory over David Robinson's Navy team before the national TV cameras, as well as a thrilling one-point win over 12th-ranked Oklahoma.

Sutton's two-year UK record now stands at 50-15 for a winning percentage of 76.9. He has now completed 18 seasons as a head coach and has an overall record of 392-140 (73.7).

Last year marked the 11th straight year Sutton has guided a team to the NCAA Tournament. The only other coach who can match that record is North Carolina's Dean Smith, whose Tar Heels made their 13th straight appearance in college basket-



Eddie and Patsy Sutton with sons (l. to r.) Sean, Scott and Steve.

EDDIE SUTTON'S COACHING RECORD

Year	School	Record	Percentage
1970	Creighton	15-10	.600
1971	Creighton	14-11	.560
1972	Creighton	15-11	.577
1973	Creighton	15-12	.556
1974	Creighton	23-6	.793
1975	Arkansas	17-9	.654
1976	Arkansas	19-9	.679
1977	Arkansas	26-2	.929
1978	Arkansas	32-4	.889
1979	Arkansas	25-5	.833
1980	Arkansas	21-8	.724
1981	Arkansas	24-8	.750
1982	Arkansas	23-6	.793
1983	Arkansas	26-4	.867
1984	Arkansas	25-7	.781
1985	Arkansas	22-13	.629
1986	Kentucky	32-4	.889
1987	Kentucky	18-11	.621
	TOTALS		
1970-74	Creighton (5 years)	82-50	.621
1975-85	Arkansas (11 years)	260-75	.776
1986-87	Kentucky (2 years)	50-15	.769
1970-87	**18 Years**	**392-140**	**.737**

WILDCAT COACHES



ball's showcase last season. Sutton's overall record in NCAA Tournament competition is now 15-12.

Sutton's reputation as a "miracle-worker" didn't begin in Lexington. Prior to becoming Kentucky's head man, Sutton spent 11 years at Arkansas, where he took the Razorbacks from the basement of the Southwest Conference to a perennial national power.

After taking the Arkansas job in 1974, Sutton immediately worked wonders, guiding his first two teams to 17-9 and 19-9 records. Sutton got the Razorbacks in the NCAA tournament in 1977 and they stayed there the rest of his tenure in Fayetteville.

Sutton also holds a distinction of being one of only 25 active college coaches who have both played and coached in the NCAA Tournament. As a senior at Oklahoma State in 1958, Sutton scored 20 points and pulled down 11 rebounds in three games in helping OSU reach the finals of the Midwest Regional. He scored eight points in Oklahoma State's 65-40 NCAA Tournament win over the team he would eventually coach, Arkansas.

While winning nearly 78 percent of the time, Sutton's Razorback teams averaged nearly 24 victories a season and won five Southwest Conference titles. His overall (77.6) and Southwest Conference (79.7) winning percentages are league records that may never be approached. His overall record at Arkansas was 260-75. He earned national "Coach of the Year" honors twice while at Arkansas (1977 and 1978) and was named the SWC "Coach of the Year" four times.

Sutton created a monster in the Ozarks. His teams were nearly impossible to defeat at Barnhill Arena, Arkansas' on-campus home. Under Sutton's direction, the Hogs were 121-8 at Barnhill, a stunning percentage of .932. His first two UK teams have continued that tradition, as the Wildcats sport a 31-2 record at Lexington's Rupp Arena since his arrival.

Sutton learned his trade as a player, then graduate assistant coach for the legendary Henry Iba at Oklahoma State. He graduated from OSU (then Oklahoma A&M) in 1958 and received his master's degree from the school in 1959.

His first full-time coaching job came at Tulsa (Okla.) Central High School, where he built a 119-51 record in six years from 1961-62 through 1966-67. In 1967, he took over at Southern Idaho Junior College, a school that had never fielded a basketball team before. In three short years, Sutton compiled a remarkable 83-14 record.

His first major college test came in 1970, when he accepted the head coaching job at Creighton University. By 1974, Sutton had built a powerhouse — a team with a 23-6 record and ranked 14th in the polls. He spent five years at Creighton, compiling an 82-50 record and establishing himself as one of the finest young coaches in the game, before moving on to Arkansas for the 1974-75 season.

In 26 years of coaching high school, junior college and college teams, Sutton has a record of 594-205. His major college record now stands at 392-140.

Another tribute to Sutton's success is the number of head coaches he has turned out. Gene Keady (Purdue), Pat Foster

EDDIE SUTTON-COACHED TEAMS IN THE NCAA

1973-74	Creighton 77, Texas 61
	Kansas 55, Creighton 54
	Creighton 80, Louisville 71
1976-77	Wake Forest 86, Arkansas 80
1977-78	Arkansas 73, Weber State 52
	Arkansas 74, UCLA 70
	Arkansas 61, Cal-Fullerton 58
	Kentucky 64, Arkansas 59
	Arkansas 71, Notre Dame 69
1978-79	Arkansas 74, Weber State 63
	Arkansas 73, Louisville 62
	Indiana State 73, Arkansas 71
1979-80	Kansas State 71, Arkansas 53
1980-81	Arkansas 73, Mercer 67
	Arkansas 74, Louisville 73
	LSU 72, Arkansas 56
1981-82	Kansas State 65, Arkansas 64
1982-83	Arkansas 78, Purdue 68
	Louisville 65, Arkansas 63
1983-84	Virginia 53, Arkansas 51 (ot)
1984-85	Arkansas 63, Iowa 54
	St. John's 68, Arkansas 65
1985-86	Kentucky 75, Davidson 55
	Kentucky 71, Western Kentucky 64
	Kentucky 69, Alabama 63
	LSU 59, Kentucky 57
1986-87	Ohio State 91, Kentucky 77
Totals:	**Creighton (1 year)-2-1**
	Arkansas (9 years)-10-9
	Kentucky (2 years)-3-2
	11 appearances-15-12

WILDCAT COACHES







(Houston), Bill Brown (California State-Sacramento) and Leonard Hamilton (Oklahoma State) are head coaches who were one-time Sutton assistants.

Off the court, Eddie Sutton has always emphasized discipline and academics. Nearly 90 percent of the players who have completed four years under Sutton have earned degrees. He develops close relationships with his players, evidenced by the fact that players frequently stop by his office to chat. His open-door policy makes him accessible to those around him and hardly a day goes by that a former player doesn't call to talk with Sutton.

On the court, Sutton's success has been built on what he calls the "three D's — dedication, discipline and defense." The Wildcats' practice jersies and pants have those three words stitched on them, providing the players with a constant reminder of Sutton's way to success.

Sutton also has an enviable record of turning out professional players. In his 11 years at Arkansas, Sutton produced seven players who have been drafted by NBA teams. Sidney Moncrief, Ron Brewer, Alvin Robertson, Darrell Walker, Tony Brown, Scott Hastings and Joe Kleine have all enjoyed successful pro careers. Kentucky's Kenny Walker joined that list when he was drafted in the first round.

A nationally-known clinician and speaker, Sutton is also very active in various professional organizations. He has been a member of the NCAA Basketball Rules Committee and currently serves as President of the National Association of Basketball Coaches (NABC). Sutton also serves on the Board of Directors of the Naismith Basketball Hall of Fame in Springfield, Mass.

Sutton is active in various charity organizations and makes numerous appearances for charitable causes.

The 51-year-old Sutton and his wife Patsy have three sons — Steve, a 22-year-old senior at UK; Sean, a 19-year-old freshman basketball player at UK; and Scott, a 17-year-old junior at Lexington's Henry Clay High School.

WINNINGEST ACTIVE 1987-88 DIVISION I MEN'S COACHES BY PERCENTAGE

Coach, Institution	Yrs.	Won	Lost	Pct.
Jerry Tarkanian, Nev.-Las Vegas	19	473	100	.825
Ralph Underhill, Wright St.	9	209	53	.798
John Chaney, Temple	15	347	95	.785
Dean Smith, North Carolina	26	611	175	.777
Jim Boeheim, Syracuse	11	261	84	.757
Mike Steele, East Carolina	6	124	40	.756
Bruce Stewart, Middle Tennessee	5	126	41	.754
Denny Crum, Louisville	16	388	128	.752
Larry Brown, Kansas	6	145	49	.747
John Thompson, Georgetown	15	350	120	.745
Lou Carnesecca, St. John's (N.Y.)	19	423	145	.745
Eddie Sutton, Kentucky	**18**	**392**	**140**	**.737**
Bobby Knight, Indiana	22	468	169	.735
Boyd Grant, Colorado St.	9	194	74	.724
James Oliver, Alabama St.	12	248	98	.717
Murray Arnold, Western Kentucky	15	323	129	.715
Pat Foster, Houston	7	152	61	.714
Bob Hallberg, Ill.-Chicago	16	351	144	.709
Gale Gatlett, West Virginia	15	315	132	.705
Don Corbett, North Carolina A&T	16	317	134	.703
Digger Phelps, Notre Dame	17	350	149	.701
Wimp Sanderson, Alabama	7	155	66	.701
Don Haskins,Texas-El Paso	25	468	208	.696
Paul Evans, Pittsburgh	14	270	118	.696
Wally Halas, Columbia	13	233	103	.693

WILDCAT COACHES

JAMES DICKEY
Assistant Coach



Bettye and James Dickey



Dickey joins Eddie Sutton in pointing the way.

Considered one of the top young assistants in the country, James Dickey has assisted Eddie Sutton for six years now — four at Arkansas and two at Kentucky. Razorback and Wildcat teams have compiled a remarkable 146-45 record and all have advanced to the NCAA Tournament under Dickey and Sutton's instruction.

Dickey joined the Wildcat staff in April, 1985, shortly after Sutton was named as the UK head coach. Considered an excellent on-court instructor and bench strategist, Dickey has also forged a reputation as an outstanding recruiter.

In his first season at Kentucky, the Wildcats were one of the Cinderella teams in the country, defying the oddsmakers to compile a 32-4 record and advance to the Final Eight of the NCAA Tournament. The 1985-86 Cats captured the school's 36th Southeastern Conference championship with a 17-1 league record and also won the SEC Tournament title. Kentucky finished the season ranked third nationally in most polls.

Dickey joined Sutton's Arkansas staff in 1981-82 and spent two years as a part-time assistant before being elevated to full-time status for the remaining two years in Fayetteville. Arkansas compiled a 96-30 record and won a Southwest Conference championship while Dickey was an assistant. The Razorbacks competed in the NCAA tournament each of his four years there.

Dickey attended Valley Springs High School in Valley Springs, Ark. He played basketball for three years and as a senior earned All-State honors. Dickey then went to the University of Central Arkansas in Conway, Ark., where he was a four-year letterman and a three-year starter.

After graduating from Central Arkansas in 1976, Dickey spent one year as an assistant coach at Harding College in Searcy, Ark., while working on his Master's Degree. He then spent two years as head basketball coach at Harding Academy in Searcy and in 1978 was named district "Coach of the Year" after his team won its conference championship.

After his stint at Harding Academy, Dickey returned to Central Arkansas as an assistant coach and spent two years there before moving to Arkansas in 1981.

The 33-year-old Dickey is married to the former Bettye Fiscus of Wynne, Ark.

WILDCAT COACHES

DWANE CASEY
Assistant Coach

Former University of Kentucky basketball player Dwane Casey is now in his second season on the Wildcat staff. Casey returned to UK April 18, 1986 after serving five seasons as an assistant coach at Western Kentucky University.

Casey, a native of Morganfield, Ky., and a 1979 graduate of UK, filled the vacancy on the UK staff left by Leonard Hamilton, who became head coach at Oklahoma State. Casey made an immediate impact on the Wildcat program, joining with head coach Eddie Sutton and assistant coach James Dickey in landing what most publications regard the best recruiting crop in the country this last year.

Casey works with all phases of coaching, including recruiting, practice and game preparation.

During his career at Kentucky, Casey was known primarily as a playmaker and an outstanding defensive player. As a Wildcat guard, he played on the 1976 NIT championship team and the 1978 NCAA championship squad. Casey served as a co-captain of the 1979 Wildcat team.

Following his graduation in 1979, Casey served as a graduate assistant under Coach Joe B. Hall at UK for one season before joining Clem Haskins' staff at Western in 1980. After two seasons there, Casey left coaching for one season to join the sales staff at WKYT-TV in Lexington. However, he discovered his heart was in coaching, so he returned to Western for the 1983-84 season and continued there through the 85-86 campaign.

While at Western, Casey gained valuable foreign experience, spending six summers conducting coaching clinics in Japan for the Japan Amateur Basketball Association.

During the summer of 1987, Casey received one of the most prestigious awards an athlete can receive in the Commonwealth, when he was inducted into the Kentucky Athletic Hall of Fame.

The 30-year-old Casey is single.



Dwane Casey



Casey admires 1978 NCAA Championship trophy after Cats beat Duke in title game.

WILDCAT COACHES

JIMMY DYKES
Assistant Coach



Jimmy Dykes is in his first season as a member of the University of Kentucky coaching staff, having joined the Wildcat ranks on June 8, 1987. Dykes was a point-guard on four of head coach Eddie Sutton's teams at Arkansas, including two Southwest Conference championship squads. During his career at Arkansas, the Razorbacks compiled a 78-15 record.

During the summer of 1984, Dykes played in the Kirin World Basketball Games in Tokyo, Japan.

An honor graduate from Arkansas, Dykes finished his academic career with a 3.6 grade point average and earned his undergraduate degree in Speech and Physical Education. A member of the Fellowship of Christian Athletes, Dykes was a Dean's List student at the Fayetteville, Ark., school.

A native of Fayetteville, Dykes was a four-sport letterman at Fayetteville High School, earning three letters in basketball, three in track, two in football and one in cross country as a prep. He was an all-conference basketball player as a senior and was a member of the Arkansas state mile relay champions as a junior.

Following graduation from Arkansas in 1984, Dykes served Sutton as a graduate assistant in 1984-85. The following season he became an assistant coach at Sacramento State University in Sacramento, Calif. Last year, Dykes was an assistant coach at Appalachian State University in Boone, N.C. Dykes assists Sutton in the areas of on-court instruction, scouting and game preparation.

The 26-year-old Dykes is single.

ROGER HARDEN
Assistant Coach



Roger Harden, the popular point guard on Eddie Sutton's first Kentucky team in 1985-86, has returned to the University as a student assistant coach while he completes requirements for a degree. He joined the Wildcat staff in August, 1987.

The native of Valparaiso, Ind., helped lead the Wildcats to a 32-4 record and a third-place national ranking in 1985-86, setting a new UK single-season assist record in the process. Harden finished the season with 232 assists, breaking the old mark of 188, set by Dirk Minniefield in 1981-82. He earned third-team All-SEC honors as a senior and was named to the All-SEC Tournament team as well.

Harden gained international experience in the summer of 1985, when he was a member of the United States' World University team, which competed in Kobe, Japan.

After completing his eligibility in 1986, Harden was drafted in the fifth round by the Los Angeles Lakers.

As a high school senior at Valparaiso High, Harden earned the prestigious "Mr. Basketball" honors for the state of Indiana, averaging 27.6 points, 8.1 rebounds and 5.1 assists that season.

Harden's father, Al, is a vice-president of the Converse Shoe Company.

The 23-year-old Harden is single.

WILDCAT COACHES

BASKETBALL SUPPORT STAFF



W. B. "BILL" KEIGHTLEY
Equipment Manager

Affectionately known as "Mr. Wildcat," Bill Keightley has been associated with the Wildcat basketball program since 1962. Keightley graduated from Kavanaugh High School in Lawrenceburg, Ky., and is a retired U.S. Postal Service carrier. He is married to the former Hazel Robinson of Lawrenceburg and they have one daughter, Karen, who works in the University postal department.



WALT McCOMBS
Assistant Trainer

Walt McCombs is the trainer assigned to basketball on a daily basis. He joined the UK staff in 1972 and left in 1974 for a three-year stint at Clemson. Walt rejoined the Wildcat staff in 1977. A native of Belton, S.C., he is a 1971 graduate of The Citadel. He has two children, Crystal and Emily, and is married to the former Sue Shaver.

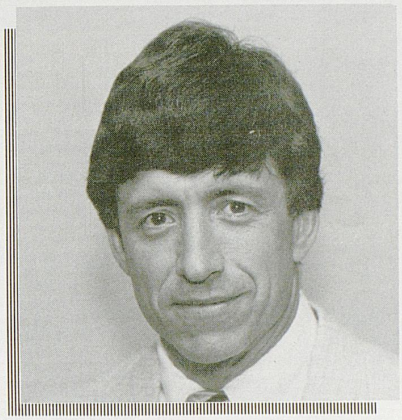

PAT ETCHEBERRY
Strength Coach

A former Olympian, Pat Etcheberry coordinates the Wildcats' off-season training program. Etcheberry was named full-time strength coach in early 1984 after serving on a part-time basis both as strength coach since 1974 and track coach since 1982. A native of Chile, which he represented (javelin) in the 1964 Olympic Games, he is a former South American Games record-holder in the javelin and was a participant in the 1967 and 1971 Pan American Games. He captured a Southeastern Conference title while performing for the Wildcats in 1966. He holds a Masters Degree from Georgetown College.



MARTA McMACKIN
Administrative Assistant

Marta McMackin is one of the familiar faces around the Kentucky basketball offices, having been on the staff for eleven years now. A native of Ironton, Ohio, Marta attended Morehead State University and the University of Kentucky. She and husband Ron have three sons, Ron, 24, Ricky, 22, and Rodd, 18.



1987-88 MANAGERS

Left to right: Robert Gayheart, Tim Jackson, Joe Mack Treas, Equipment Manager Bill Keightley, John Syers and Jeff Kidder.


KENTUCKY


KENTUCKY
44
33


10


3

The Wildcats



THE WILDCATS



1987-88 KENTUCKY WILDCATS

First Row: (left to right) Head Coach Eddie Sutton, Assistant Coach James Dickey, Ed Davender (15), Derrick Miller (4), Rex Chapman (3), Eric Manuel (23), Winston Bennett (25), Reggie Hanson (35), Johnathon Davis (33), Sean Sutton (20), Assistant Coach Dwane Casey, Assistant Coach Jimmy Dykes and Assistant Coach Roger Harden.

Second Row: (left to right) John Syers (mgr.), Tim Jackson (mgr.), Joe Mack Treas (mgr.) Bill Keightley (equipment mgr.), John Pelphrey (34), Cedric Jenkins (55), Rob Lock (44), Mike Scott (50), LeRon Ellis (24), Richard Madison (42), Deron Feldhaus (12), Walt McCombs (trainer), Robert Gayheart (mgr.), Charles Wooton (asst. trainer) and Jeff Kidder (mgr.)

1987-88 UNIVERSITY OF KENTUCKY BASKETBALL ROSTER

No.	Name	Pos.	Ht.	Wt.	Class	Age	Exp.	Hometown (High School)
25	Winston Bennett	F	6-7	210	Sr.	22	3L	Louisville, Ky. (Male)
3	Rex Chapman	G	6-4	185	So.	20	1L	Owensboro, Ky. (Apollo)
15	Ed Davender	G	6-2	165	Sr.	21	3L	Brooklyn, N.Y.(Boys & Girls)
33	Johnathon Davis	F	6-8	195	Fr.	19	—	Pensacola, Fla. (Pine Forest)
24	LeRon Ellis	C/F	6-11	225	Fr.	19	—	Tustin, Calif. (Mater Dei)
12	Deron Feldhaus	F	6-7	200	Fr.	18	—	Maysville, Ky. (Mason County)
35	Reggie Hanson	F	6-8	195	Fr.	19	—	Somerset, Ky. (Pulaski Co.)
55	Cedric Jenkins	C	6-9	205	Sr.	21	3L	Dawson, Ga. (Terrell Co.)
44	Rob Lock	C	6-11	225	Sr.	21	3L	Reedley, Calif. (Reedley)
42	Richard Madison	F	6-7	230	Sr.	22	3L	Memphis, Tenn. (Northside)
23	Eric Manuel	F/G	6-6	205	Fr.	19	—	Macon, Ga. (Southwest)
4	Derrick Miller	G	6-6	175	So.	19	1L	Savannah, Ga. (Baptist Bible)
34	John Pelphrey	F	6-7	180	Fr.	18	—	Paintsville, Ky. (Paintsville)
50	Mike Scott	C	6-11	240	Jr.	20	1L	South Shore, Ky. (Greenup Co.)
20	Sean Sutton	G	6-1	175	Fr.	18	—	Lexington, Ky. (Henry Clay)

HEAD COACH: Eddie Sutton (Oklahoma State, 1958)
Record at Kentucky: 50-15 (2 years)
Overall Record: 392-140 (18 years)

ASSISTANT COACHES: James Dickey (Central Arkansas, 1976)
Dwane Casey (Kentucky, 1979)
Jimmy Dykes (Arkansas, 1984)
Roger Harden (Kentucky, 1987)

ADMINISTRATIVE ASSISTANT: Marta McMackin

TRAINER: Walt McCombs

EQUIPMENT MANAGER: Bill Keightley



25 WINSTON BENNETT

6-7 210
Senior Forward
Louisville, Kentucky

- Named to several pre-season All-America teams (honorable mention).
- Sat out last season because of pre-season knee injury, which occured during a practice session at Rupp Arena. Had complete reconstructive surgery on his right knee on Oct. 25, 1986
- Named All-Southeastern Conference by SEC Coaches as a junior in 1985-86.
- Named second-team All-SEC by both AP and UPI as a junior.
- Second-leading scorer (12.7) and rebounder (7.0) on 85-86 team.
- Scored a career-high 26 points against Tennessee at Rupp Arena in 85-86. Also scored 22 against Vols in Knoxville and enjoyed a 23-point performance against Louisville.
- One of Kentucky's most consistent performers in the Wildcats' 32-4 season in 85-86. Scored in double figures in 28 of UK's 36 games.
- Is a good shooter, connecting on 50.6 percent of his shots from the floor as a junior.
- An excellent defensive player, Winston usually draws the assignment of guarding the opponent's best front-line player.
- Before last season, Bennett had started in 63 straight games for the Wildcats.
- Made Academic All-SEC as a sophomore.
- As a sophomore, he was third-leading scorer (7.2 ppg) and rebounder (5.3 rpg). Was co-captain of team that year (84-85).
- As a freshman, he played in all 34 UK games and was a key contributor to Kentucky's drive to the Final Four. Averaged 6.5 points and 3.8 rebounds in 83-84. Was named to several SEC All-Freshman team following that year.
- Was a member of the USA Select Team that won the Jones Cup International Tournament in Tapei, Taiwan the summer following his freshman season. In that competition, Bennett averaged 11.4 points and 3.6 rebounds and was named to the All-Tournament team.
- Is a leader by example and will be a vital key to Kentucky's success in 87-88.

HIGH SCHOOL: Was Kentucky's "Mr. Basketball" in 1982-83, following a brilliant career at Louisville's Male High School. . .Named to nearly every prep All-American team following his senior year. . .Averaged 25.4 points and 11.9 rebounds as a senior. . .Started four years, averaging 15.6 points and 11.9 rebounds as a freshman, 19.6 points as a sophomore and 20.7 as a junior. . .Made All-State three years, becoming one of a select few to do so. . .Scored 2,161 points during H.S. career, just 26 points shy of Darrell Griffith's school record. . .First player in more than a decade from Louisville to sign with Kentucky. . .MVP in the McDonald's Classic and Capitol Classic national All-Star games. . .Scored 34 points and grabbed 16 rebounds in the two games of the Kentucky-Indiana All-Star series. . .High School coach: Maurice Payne.

PERSONAL: A quiet, conscientious young man who excels in the classroom as well as on the court. . .Full name: Winston George Bennett, III. . .Nickname: Steady Bee. . .Parents: Winston and Shirley Bennett. . .Birthdate: Feb. 9, 1965. . .Right-handed. . .Marketing Major at UK . . .Hobbies include listening to music, reading and fishing. . . Also enjoys break dancing. . .Most Memorable Moment in sports: Going to the Final Four in 1984. . .Favorite Food: Turkey and dressing. . .Favorite TV Show: Cosby Show. . .Favorite Song: "Last Time". . .Favorite Movie: Beverly Hills Cop. . .Favorite Book: Bible. . .Favorite Sports Figure: Dr. J. . .Favorite Pro Sports Team: L.A. Lakers. . .Primary Inspiration in Sports: Watching an average athlete grow to be the best he or she can be.



CAREER HIGHS

	Stat	Date	Opponent
Points	26	1/25/86	Tennessee (H)
Field Goals:			
Attempted	18	2/02/86	North Carolina St. (A)
Made	10	2/15/86	Mississippi St. (H)
Free Throws:			
Attempted:	16	1/25/86	Tennessee (H)
Made	14	1/25/86	Tennessee (H)
Rebounds	14	1/04/86	Vanderbilt (A)
Assists	4	2/22/86	Georgia (A)
Turnovers	7	1/29/86	LSU (A)
Blocked Shots	2	3/07/86	LSU (H)
Steals	7	1/16/85	Mississippi St. (H)

25 - WINSTON BENNETT - Career Stats

Year	G-GS	Minutes	Field Goals	3-Pt. Goals	Free Throws	Rebounds	PF-D	Ast	To	Blk	Stl	Pts-Avg.
Fr.(83-84)	34- 0	682-18.9	67-156/42.9	- - - -	88-126/69.8	129-3.8	107- 5	23	58	7	14	222- 6.5
So.(84-85)	30-27	851-28.4	82-191/42.9	- - - -	52- 77/67.5	160-5.3	108-10	24	56	6	23	216- 7.2
Jr.(85-86)	36-36	1129-31.4	171-338/50.6	- - - -	115-158/72.8	252-7.0	123- 6	54	73	17	46	457-12.7
Totals	100-63	2662-26.6	320-685/46.7	- - - -	255-361/70.6	541-5.4	338-21	101	187	30	83	895- 9.0



3 REX CHAPMAN

6-4 185
Sophomore Guard
Owensboro, Kentucky

- Has been named to several pre-season All-America teams, including first team by NIKE/USBWA.
- Became the first freshman ever to lead Kentucky in scoring last season, averaging 16.0 points a game.
- Named to virtually every "All-Freshman" team in the country.
- Named SEC "Freshman of the Year."
- Named All-Southeastern Conf. last season by the SEC Coaches.
- Named second-team All-SEC by both Associated Press and UPI.
- Named to USBWA's All-District team.
- Scored in double figures in last 15 straight games last season and, in fact, scored in double digits in 24 of UK's 29 games.
- Scored a career-high 26 points on four different occasions.
- Led the team in assists with 103. Third on team in steals with 35.
- Started every game but one as a freshman (Seniors' Night), becoming the first Eddie Sutton-coached freshman to start his first collegiate game.
- Has tremendous jumping ability. His vertical jump has been measured at 39 inches. Blocked 15 shots last season, second only to Rob Lock's 30.
- Was a member of the United States team which won the silver medal in the 1987 Pan American Games in Indianapolis. Rex was the third-leading scorer on the U.S. team with a 13.9 average. He led the team in the following categories: minutes played (169); 3-point field goals (8-23/34.8); and assists (23/3.3). His high game was an 18-point performance against Mexico.

HIGH SCHOOL: Earned "Mr. Basketball" honors in Kentucky in 85-86, averaging 25.6 points and 8.3 rebounds a game. . .Consensus prep All-American in 85-86 and regarded by some observers as the best guard prospects in the country. . .Three-time All-State selection. . .Set Apollo High School scoring record with 2,286 career points. . .As a senior, Rex shot 49.2 percent from the floor, 83.3 percent from the line and dished out 136 assists. . .Scored 10 points, grabbed 2 rebounds and had 4 assists to help lead the East team to a 104-101 victory over the West in the 1986 McDonald's Classic. . .In the 86 Derby Festival Classic, Chapman scored 15 points, pulled down 3 rebounds and dished out 7 assists to help his South squad defeat the North. . .Participated in the 1986 U.S. Olympic Festival Games in Houston in 1986. . .As a junior at Apollo, Chapman averaged 27.2 points, 10 rebounds and 5 assists a game in leading the Eagles to the State Tournament. . .A great leaper, as evidenced by winning the slam dunk contest at the Las Vegas Invitational following his junior season. . .Named Associated Press "Athlete of the Year" in the state of Kentucky in 85-86. . .High school coach: John Whitmer.

PERSONAL: Full name: Rex Everett Chapman. . .Nickname: Sleb. . .Birthdate: October 5, 1967. . .Born in Bowling Green, Ky. . .Parents: Wayne and Laura Chapman. . .Father, Wayne, played one year at Kentucky, then transferred to Western Kentucky, where he earned All-America honors. Wayne went on to play in the old ABA and is now head coach at Kentucky Wesleyan College in Owensboro. His Panthers captured the NCAA Division II National Championship last season. . .Rex is right-handed. . .Enrolled in the College of Business at UK with plans to go into business after an anticipated pro basketball career. . .Enjoys golf, swimming, dancing and music. . .Most memorable moment in sports: playing in the NCAA Tournament last year. . .Favorite Food: steak. . .Favorite TV Show: All My Children. . .Favorite Songs: Paid in Full/Love is a House. . .Favorite Movie: Stake Out. . .Favorite Pro Sports Figure: Michael Jordan/Magic Johnson. . .Primary Inspiration in Sports: Father, because he admires him, "as a person, player and coach."



CAREER HIGHS

	Stat	Date	Opponent
Points	26	2/11/87	Multiple Times
Field Goals:			
Attempted	20	12/27/86	Louisville (A)
Made	10	12/27/86	Multiple Times
3-pt. Goals:			
Attempted	11	2/21/87	LSU (A)
Made	6	1/03/87	Auburn (A)
Free Throws:			
Attempted:	8	2/21/87	LSU (A)
Made	6	2/19/87	Multiple Times
Rebounds	7	2/21/87	LSU (A)
Assists	7	2/07/87	Multiple Times
Turnovers	5	11/29/86	Austin Peay (H)
Blocked Shots	3	2/19/87	Vanderbilt (H)
Steals	3	12/30/86	Multiple Times

3- REX CHAPMAN - Career Stats

Year	G-GS	Minutes	Field Goals	3-Pt. Goals	Free Throws	Rebounds	PF-D	Ast	To	Blk	Stl	Pts-Avg.
Fr.(86-87)	29-28	962-33.2	173-390/44.4	68-176/38.6	50- 68/73.5	66- 2.3	55-2	103	70	15	36	464-16.0



15 ED DAVENDER

6-2 165
Senior Guard
Brooklyn, New York

- Named to several pre-season All-America teams (honorable mention).
- Named second-team All-Southeastern Conference by UPI as a junior last season.
- Named third-team All-SEC by AP last year.
- Became the 33rd player in UK's illustrious basketball history to reach the 1,000-point mark last season. Is currently 27th on UK's all-time scoring list with 1,120 career points.
- Was second-leading scorer on team last season with a 15.2 average.
- Was second-leading assist man with 101 and second in steals with 47.
- Scored career-high 29 points twice last season.
- Is one of Kentucky's most consistent players. Scored in double figures in 22 of UK's 29 games last season. Passed the 20-point mark nine times.
- Started in all 29 of the Wildcats' games last season. The only time he has not started in the last two seasons was on Seniors' Night, 1986.
- An exciting player to watch. Was named the SEC's "Best Defensive Player" by several newspaper polls last season.
- Led starters in free-throw shooting with 73.8 percent last year.
- As a sophomore in 85-86, he was the third-leading scorer on the team with an 11.5 average and the second-leading assist man with 121.
- As a freshman, Ed was the second-leading scorer on the team, averaging 8.5 points a game. Played in all 31 games as a freshman, starting in 12.



HIGH SCHOOL: As a senior at Boys and Girls High School in Brooklyn, Davender, averaged 29 points and was named to nearly every prep All-American team. . .Played first three years of high school ball at Alexander Hamilton High School, where he averaged 11 points as a freshman, 22 points as a sophomore and 31 points as a junior. . .His high school teams went 27-2, 21-3, 24-2 and 19-6 respectively, during his career. . .Chosen All-NYC as both a junior and a senior. . .High game as a high school player was 52 points. . .Played on two city championship teams. . .Played in New York City All-Star game as a junior. . .Participated in McDonald's Classic after senior season and scored 16 points in that game. . .Broke Alexander Hamilton scoring records formerly held by LSU standout Jerry Reynolds. . .High School Coach: Paul Brown.

PERSONAL: Full Name: Edward Earl Davender. . .Parents: Juanita and Eugene Cox. . .His mother and stepfather now live in Wilson, N.C.. . .Birthdate: May 26, 1966. . .Right-handed. . .Is a Public Relations Major at UK. . .Hobbies include fishing, listening to music and playing pool. . .Greatest thrill in sports was playing in the NCAA Tournament the last three seasons. . .Favorite Food: Steak. . .Favorite TV Show: Cosby Show. . .Favorite Song: All Music. . .Favorite Movie: The Hustler. . .Favorite Sports Figure: Maurice Cheeks. . .Favorite Pro Sports Team: L.A. Lakers. . .Primary Inspiration in Sports: His high school coach, Ray Haskins. . .Wears a size 10½ shoe.

CAREER HIGHS

	Stat	Date	Opponent
Points	29	2/07/87	Multiple Times
Field Goals:			
Attempted	25	1/10/87	Tennessee (A)
Made	13	2/07/87	Alabama (A)
3-pt. Goals:			
Attempted	5	3/01/87	Multiple Times
Made	2	3/13/87	Multiple Times
Free Throws:			
Attempted:	14	2/11/87	Tennessee (H)
Made	10	2/11/87	Tennessee (H)
Rebounds	8	12/27/87	Louisville (A)
Assists	8	2/04/87	Multiple Times
Turnovers	8	1/14/87	Florida (H)
Blocked Shots	2	2/27/86	Multiple Times
Steals	6	11/29/86	Autin Peay (H)

15 - ED DAVENDER - Career Stats

Year	G-GS	Minutes	Field Goals	3-Pt. Goals	Free Throws	Rebounds	PF-D	Ast	To	Blk	Stl	Pts-Avg.
Fr.(84-85)	31-12	725-23.4	93-226/41.2	- - - -	78-106/73.6	45-1.5	55-1	83	74	2	33	264- 8.5
So.(85-86)	36-35	1142-31.7	155-354/43.8	- - - -	104-131/79.4	98-2.7	87-1	121	69	2	59	414-11.5
Jr.(86-87)	29-29	987-34.0	160-357/44.8	15-59/25.4	107-145/73.8	88-3.0	64-1	101	77	1	47	442-15.2
Totals	96-76	2854-29.7	408-937/43.5	15-59/25.4	289-382/75.7	231-2.4	206-3	305	220	5	139	1120-11.7



33 JOHNATHON DAVIS

6-8 195
Freshman Forward
Pensacola, Florida

HIGH SCHOOL: Averaged 15.1 points, 10.0 rebounds, 5.7 blocked shots and 1.8 steals in leading Pensacola Pine Forest High School to a 17-11 record in 86-87. . .He hit 59 percent from the floor. . .In one game, Davis had 24 points, 15 rebounds and 12 blocked shots. . .An excellent jumper, Davis broke his school's high-jump record with a leap of 6-9. . .Earned honorable mention prep All-America honors as a senior. . .Lettered three years in basketball and four years in track. In track, he competed in the high jump and the high hurdles, earning All-State honors. . .Participated in the 1987 Derby Classic in Louisville as a member of the victorious South squad. . .Was a two-year captain of his basketball team and a three-year captain of his track team. . .Was a member of the Key Club and Beta Club at Pine Forest and was elected to Who's Who of American High School Students. . .High School coach: William Fryman.

PERSONAL: Full Name: Johnathon Thomas Davis. . .Birthdate: March 30, 1969. . .Born in Montomery, Ala. . .Is ambidextrous. . .Parents: John and Jeanetta Davis. . .His father, John, played pro basketball in the late 1960's. . . Is a Management Major in the School of Business at UK. . .His hobby is reading. . .Favorite Food: Shellfish. . .Favorite TV Show: Family Ties. . .Favorite Movie: The Breakfast Club. . .Favorite Book: The Bible. . . Favorite Sports Figure: Julius Erving. . .Favorite Pro Sports Team: L.A. Lakers. . .Primary Inspiration in Sports: His mother, "because she's not afraid to venture into the unknown."



TM

THE WILDCATS



24 LeRON ELLIS

6-11 225
Freshman Center/Forward
Tustin, Calif.

HIGH SCHOOL: Played at Mater Dei High School in Santa Ana, Calif., and was considered one of the top big men in the country last season. . .Averaged 23 points, 10 rebounds, 4 blocked shots, 2 assists and 2 steals a game as a senior in 86-87 in leading Mater Dei to a 31-1 record and the California State Championship. . .In the state title game, Ellis scored 28 points, pulled down 15 rebounds and blocked seven shots. . .Ellis was named California's "Player of the Year" as a senior and was named to virtually every prep All-America team. . .LeRon played in the Dapper Dan and Derby Classic All-Star Games following his senior season. . .High School Coach: Gary McKnight. . .Also competed for four years in track and water polo in high school. Was the "hole man" in water polo. . .Played for the West squad in the 1987 U.S. Olympic Festival in Chapel Hill, N.C.

PERSONAL: Full Name: LeRon Perry Ellis. . .Birthdate: April 28, 1969. . .Born in Los Angeles. . .Parents: LeRoy and Lucille Ellis. . .Father, LeRoy, is a former NBA star, who played professional basketball from 1961-1975 and is now an assistant basketball coach at the University of Southern California. . .Is majoring in Business at UK. . .His hobbies include abstract art, music and writing. . .Favorite Food: Lasagna. . .Favorite TV Shows: Alf and The Cosby Show. . .Favorite Song: Just The Way You Like It (S.O.S. Band). . .Favorite Movie: Breakfast Club. . .Favorite Book: To Kill A Mockingbird. . .Favorite Sports Figures: Michael Jordan and Magic Johnson. . .Favorite Pro Sports Team: L.A. Lakers. . .Most Memorable Moment in Sports: Winning state championship. . .Primary Inspiration in Sports: Magic Johnson, "because he's successful, yet humble."





Ellis watches action at 1987 U.S. Olympic Festival.



12 DERON FELDHAUS

6-7 200
Freshman Forward
Maysville, Kentucky

HIGH SCHOOL: Averaged 23.6 points and 10.3 rebounds as a senior in leading Mason County High School to a 31-3 record and to the quarterfinals fo the state tournament in 1987. . .Shot 57 percent from the floor and 73 percent from the line as a senior. . .He earned All-State honors as a junior and a senior and was a leading contender for "Mr. Basketball" honors. . .Feldhaus participated in the Derby Classic and the Kentucky-Indiana All-Star Games following his senior year. . .His father, Allen, was his high school coach at Mason County. . .Was also a first baseman on his high school baseball team for four years and was once again coached by his father. . .Also played on the Royals' golf team, which finished third in the state in 1987. . .Was a member of the Beta Club, the French Club, the Math Club and the Future Teachers of America at Mason County.

PERSONAL: Full Name: Deron Randolph Feldhaus. . .Birthdate: December 16, 1968. . .Born in Lexington, Ky.. . .Parents: Allen and Dottie Feldhaus. . .His father, Allen, played basketball and baseball at Kentucky (60,61,62). . .His brother, Allen Jr., played basketball at Eastern Kentucky from 1981-85, while his brother, Willie, played at Morehead State from 1983-87. . .Deron is right-handed. . .Hobby is playing cards. . .Favorite Food: Pizza. . .Favorite TV Show: Magnum, P.I. . . .Favorite Song: Good-Bye. . .Favorite Movie: Rocky. . .Favorite Book: Lord of the Flies. . .Favorite Sports Figure: Larry Bird. . .Favorite Pro Sports Team: Boston Celtics. . .Most Memorable Moment in Sports: Going to the Sweet 16. . .Primary Inspiration in Sports: Family, "because they have taught me and supported me in sports."



TM



35 REGGIE HANSON

6-8 195
Freshman Forward
Somerset, Kentucky

HIGH SCHOOL: As a senior in 1985-86, Hanson averaged 23.1 points and 10.0 rebounds in leading Pulaski County High School to a 32-4 record and the Kentucky State High School Championship. . .Was named the Most Valuable Player of the 1986 State Tournament after scoring 92 points and pulling down 39 rebounds in four tourney games. . .Signed with Kentucky in November of 1985, but had to sit out the 1986-87 season at UK after failing to meet the so-called "Proposition 48" guidelines. . .As a senior, Hanson shot a school-record 62.0 percent from the floor. Shot 87 percent from the free throw line. . .During his four years at Pulaski County, he set numerous school records, including points (1,681), field goals (633), rebounds (903) and steals (368). The Maroons' record during his career was 108-22. . .Earned All-District and All-Region honors three times. . .Earned All-State honors as a junior and a senior. . .Played in the Derby Classic and Kentucky-Indiana All-Star Games after his senior year. . .Also played on the Kentucky Junior All-Star Team that toured Europe in the summer of 1985. . .Played high school football (wide receiver) as a sophomore. Also played tennis as a freshman. . .High school coach: Dave Fraley. . .Played for Coach Eddie Sutton's South squad in the 1987 U.S. Olympic Festival in Chapel Hill, N.C.

PERSONAL: Full Name: Reginald Leonard Hanson. . .Nickname: Reggie (Also: Reb). . .Birthdate: October 8, 1968. . .Born in Charlotte, N.C.. . .Mother: Katie Hanson. . .Right-handed. . .Is a Telecommunications major at UK. . .Has two brothers who have played basketball — Don (Georgetown College) and Art (Pro Ball in Ireland). . .Hobby is dancing. . .Favorite TV Show: The Cosby Show. . .Favorite Song: Cassanova. . .Favorite Movies: Beverly Hills Cop I and II. . .Favorite Sports Figure: Michael Jordan. . .Favorite Pro Sports Team: Chicago Bulls. . .Most Memorable Moment in Sports: Winning the state championship at Rupp Arena.



Hanson and Sutton at 1987 U.S. Olympic Festival.





55 CEDRIC JENKINS

6-9 205
Senior Center
Dawson, Georgia

- Was sidelined for much of the early season in 86-87 with a stress fracture to the left ankle bone.
- Played in 23 of UK's 29 games and averaged 1.5 points a game while pulling down 2.1 boards a contest.
- Was the best free-throw shooter on the squad last year, with an 83.3 percent accuracy rate from the charity stripe.
- Scored a season-high 11 points when UK hosted Tennessee. That was the only time Jenkins scored in double figures last season.
- As a sophomore in 85-86, Jenkins played in all 36 of Kentucky's games and came on strong at the end of the season. Averaged 3.3 points and 2.3 rebounds a game as a sophomore.
- Enjoyed outstanding game in final game of 1986 SEC Tournament, scoring a career-high 13 points against Alabama. Also pulled down 7 rebounds vs. the Tide.
- As a freshman in 84-85, Jenkins saw action in 20 games, averaging 4.4 minutes, 0.7 points and 1.7 rebounds a game.

HIGH SCHOOL: Georgia Class AA "Player of the Year" in 1983-84 after leading Terrell County High School to a 28-0 record and a state championship his senior season. . .Averaged 25 points, 16 rebounds and five blocked shots a game as a senior and was named to several prep All-American teams. . .As a junior, he led his team to a 24-6 record and a second place finish in the state. . .Voted the Good Citizen Award by the faculty at Terrell County H.S.. . .High School career-high was 38 points in one game. . .High School coach: Robert Aaron. . .Participated in the McDonald's Classic All-Star game after his senior year. . .Besides basketball, Cedric was also active in his school's Beta and Drama clubs. . .Named to Prep Academic All-American squad.

PERSONAL: Full Name: Cedric Cortrell Jenkins. . .Nickname: Swoop. . .Birthdate: May 25, 1966. . .Right-handed. . .Is a marketing major at UK. . .Parents: Allie L. And S.A. Jenkins. . .Says one goal at Kentucky is to earn Academic All-America honors. . .Hobbies include swimming, table tennis and playing arcade games. . .Favorite Food: Shrimp. . .Favorite TV Show: The Cosbys. . .Favorite Song: Last Time. . .Favorite Movie: Beverly Hills Cop. . .Favorite Book: Ten Seeds of Greatness. . .Favorite Sports Figure: Julius Erving. . .Favorite Pro Sports Team: L.A. Lakers. . .Most Memorable Moment in Sports: Winning the state Championship at Terrell County. . .Primary Inspiration in Sports: Julius Erving. . .Wears size 14 1/2 shoe.



CAREER HIGHS

	Stat	Date	Opponent
Points	13	3/08/86	Alabama (SEC)
Field Goals:			
Attempted	10	11/26/85	Chaminade (A)
Made	5	3/08/86	Alabama (SEC)
3-pt. Goals:			
Attempted	0		
Made	0		
Free Throws:			
Attempted:	4	2/11/87	Multiple Times
Made	3	2/11/87	Multiple Times
Rebounds	7	3/01/87	Multiple Times
Assists	2	1/31/86	Multiple Times
Turnovers	3	2/07/87	Alabama (A)
Blocked Shots	2	1/12/87	Multiple Times
Steals	2	2/11/87	Multiple Times

55 - CEDRIC JENKINS - Career Stats

Year	G-GS	Minutes	Field Goals	3-Pt. Goals	Free Throws	Rebounds	PF-D	Ast	To	Blk	Stl	Pts-Avg.
Fr.(84-85)	20- 0	84- 4.4	5- 14/35.7	- - - -	4- 7/57.1	28-1.4	11-0	0	7	2	2	14- 0.7
So.(85-86)	36- 0	424-11.8	44- 90/48.9	- - - -	29-42/69.0	82-2.3	56-2	7	11	5	8	117- 3.3
Jr.(86-87)	23- 0	242-10.5	10- 29/34.5	- - - -	15-18/83.3	49-2.1	34-1	7	11	8	5	35- 1.5
Totals	79- 0	750- 9.5	59-133/44.4	- - - -	48-67/71.6	159-2.0	101-3	14	29	15	15	166- 2.1



44 ROB LOCK

6-11 225
Senior Center
Reedley, California

- Started in 26 of UK's 29 games last season and averaged 7.5 points and 5.3 rebounds a contest. Was the second-leading rebounder on the squad.
- Scored a career-high 19 points against Iona in the UKIT. He hit 8-of-12 shots in that game and also pulled down 11 rebounds.
- Last season was by far the best year of his UK career.
- Led the team in blocked shots with 31.
- Led the team in field goal percentage — 56.5.
- Scored in double figures in eight of UK's 29 games last season.
- Had career-high 13 rebounds against Florida at Rupp Arena.
- As a sophomore in 85-86, Lock saw action in 28 of Kentucky's 36 games, averaging 7.5 minutes a game. Averaged 2.9 points and 1.8 rebounds a contest that year.
- In 85-86, he was third on the team in blocked shots (12) and connected on 54.5 percent of his shots from the floor.
- Played in 27 games as a freshman in 84-85, starting in four games during the early season. As a freshman, he averaged 1.1 points and 2.0 rebounds.

HIGH SCHOOL: Started four years for Reedley High School. . .Averaged 21.7 points and 13.4 rebounds as a senior and was named to most prep All-American teams. . .The Pirates compiled a 22-4 record his senior year. . .A four-year letterman in basketball, earning All-American, All-State, All-League and All-Region honors during his career. . .Also competed in track and cross country in high school. . .Hit 58 percent from the floor as a senior. . .Played in Derby Classic and Thoroughbred Classic all-star games after senior season. . .Was on the 7-UP Junior Select Team that toured Europe. . .High School Coach: Jim Blied. . .Scored 42 points and pulled down 27 rebounds against Placing-Edison H.S. during junior year. . .Scored 39 points and grabbed 25 rebounds against Tulare Union H.S. during senior year. . .Active in Key Club and French Club in H.S.

PERSONAL: Full name: Robert Alan Lock. . .Birthdate: May 22, 1966. . .Parents: Bob and Sandra Lock. . .Right-handed. . .Hobby is airplanes. Rob builds model planes and is also working on getting his pilot's license. . .Majoring in marketing at UK, with an eye toward a sales position after basketball. . .Favorite Food: Barbequed shrimp and lobster. . .Favorite TV Show: World Wrestling Federation (WWF). . .Favorite Song: Raised on Radio (Journey). . .Favorite Movie: Faces of Death. . .Favorite Book: The Right Stuff. . . Favorite Sports Figure: Magic Johnson. . .Favorite Pro Sports Team: Chicago Bulls. . .Most Memorable Moment in Sports was being voted prep All-American. . .Primary Inspiration in Sports: Father, because, "of his patience and understanding while developing my basketball skills.". . .Wears size 16 shoe.



CAREER HIGHS

	Stat	Date	Opponent
Points	19	12/19/86	Iona (H)
Field Goals:			
Attempted	12	12/19/86	Iona (H)
Made	8	12/19/86	Iona (H)
3-pt. Goals:			
Attempted	0		
Made	0		
Free Throws:			
Attempted:	7	1/07/87	Alabama (H)
Made	4	2/21/87	Multiple Times
Rebounds	13	1/14/87	Florida (H)
Assists	2	1/21/87	Multiple Times
Turnovers	6	1/18/87	LSU (H)
Blocked Shots	4	2/14/87	Auburn (H)
Steals	3	1/14/87	Florida (H)

44 - ROB LOCK - Career Stats

Year	G-GS	Minutes	Field Goals	3-Pt. Goals	Free Throws	Rebounds	PF-D	Ast	To	Blk	Stl	Pts-Avg.
Fr.(84-85)	27- 4	196- 7.3	12- 41/29.3	- - - -	7-17/41.2	54-2.0	44-1	5	12	8	2	31- 1.1
So.(85-86)	28- 0	209- 7.5	30- 55/54.5	- - - -	22-46/47.8	50-1.8	39-0	3	24	12	4	82- 2.9
Jr.(86-87)	29-26	635-21.9	91-161/56.5	- - - -	35-71/49.3	155-5.3	95-3	12	55	31	16	217- 7.5
Totals	84-30	1146-13.6	133-257/51.8	- - - -	64-134/47.8	259-3.1	178-4	20	91	51	22	330- 3.9



42 RICHARD MADISON

6-7 230
Senior Forward
Memphis, Tenn.

- Called by Coach Eddie Sutton, "the best pure athlete on the squad."
- Was the leading rebounder for the Wildcats last season with 7.4 a game. Registered in double figures in rebounding in six games, including the Oklahoma game March 1. Had a career-high 17 boards against Louisville.
- Was the third-leading scorer on the team with 9.1 points a game.
- Had the second-highest field goal percentage on the team with 55.3.
- Started in 24 of UK's 29 games this season.
- Scored in double figures in 13 games.
- After not starting for the first time in 15 games, Madison responded with a career-high 19 points against Vanderbilt at Rupp Arena Feb. 19.
- As a sophomore in 85-86, Madison played in all but three of Kentucky's 36 games. Averaged 4.8 points and 2.5 rebounds a game that year.
- Excites the fans with his patented "rainbow" jump shots.
- As a freshman, Madison saw action in 24 games, averaging 5.1 points and 3.0 rebounds a contest. Hit 81.6 percent from the free throw line as a freshman.
- Missed six games during freshman season after suffering a knee injury at Auburn Feb. 2, 1985. had arthroscopic surgery on his left knee at the Hughston Clinic in Columbus, Ga., Feb. 15.

HIGH SCHOOL: As a senior at Memphis Northside High School, Madison played football, basketball and baseball. . .Averaged 20 points and 10 rebounds as a senior and was named prep "Player of the Year" in Tennessee. . .Made nearly every prep All-American team. . .As a pitcher in high school, Madison's fastball was clocked at more than 90 mph. . .Led Northside to a 29-5 record and the city championship his senior year. . .High School coach: Marion Brewer. . .Won the slam dunk contest at the Los Angeles McDonald's All-Star game.

PERSONAL: Full name: Richard Madison. . .Nickname: Master Blaster. . .Birthdate: Jan. 16, 1965. . .Mother, Joan James, now lives in Mobile, Ala. Richard grew up in Mobile but has lived with his aunt and uncle, Edith and Herb Madison, in Memphis the last few years. . .Right-handed. . .Is a Social Work major at UK. . .Enjoys dancing and singing. . .Favorite Foods: Seafood and Chicken. . .Favorite TV Show: Alf. . .Favorite Song: Cassanova. . .Favorite Movie: Death Wish III. . .Favorite Book: Psycho Cybernetics. . .Favorite Sports Figure: Julius Erving. . .Favorite Pro Sports Team: Philadelphia 76ers. . .Most Memorable Moments in sports: playing in the NCAA Tournament the last three years. . .Primary Inspiration in Sports: Julius Erving. . .Wears size 14 ½ shoe.



CAREER HIGHS

	Stat	Date	Opponent
Points	19	2/19/87	Vanderbilt
Field Goals:			
Attempted	13	3/ 1/87	Multiple Times
Made	9	2/19/87	Vanderbilt (H)
3-pt. Goals:			
Attempted	1	12/19/86	Iona (H)
Made	0		
Free Throws:			
Attempted:	11	12/20/86	Boston U. (H)
Made	10	12/20/87	Boston U. (H)
Rebounds	17	12/27/86	Louisville (A)
Assists	5	12/13/86	Lamar (H)
Turnovers	4	1/31/87	Multiple Times
Blocked Shots	2	11/29/86	Multiple Times
Steals	3	2/ 7/86	Alabama (A)

42 - RICHARD MADISON - Career Stats

Year	G-GS	Minutes	Field Goals	3-Pt. Goals	Free Throws	Rebounds	PF-D	Ast	To	Blk	Stl	Pts-Avg.
Fr.(84-85)	23- 0	402-16.8	46-118/39.0	- - - -	31-38/81.6	72-3.0	33-1	14	29	4	6	123- 5.1
So.(85-86)	33- 0	486-14.7	62-108/57.4	- - - -	35-52/67.3	81-2.5	39-0	23	37	7	10	159- 4.8
Jr.(86-87)	29-24	943-32.5	109-197/55.3	0- 1/00.0	46-79/58.2	216-7.4	70-3	38	51	6	16	264- 9.1
Totals	85-24	1831-21.5	217-423/51.3	0- 1/00.0	112-169/66.3	369-4.3	142-4	75	117	17	32	546- 6.4



23 ERIC MANUEL

6-6 205
Freshman Forward/Guard
Macon, Georgia

HIGH SCHOOL: Averaged 24 points, 7.9 rebounds, 6 assists and 4 steals a game for Southwest High School in Macon, Ga., as a senior in 1986-87. . .He was named to virtually every first-team prep All-America squad and was the Georgia "Player of the Year" after his senior season. . .Was a three-time All-State selection in Georgia. . .Played in the Dapper Dan and McDonald's All-America All-Star games in spring of 1987. . .His season highs as a senior included 40 points in one game, 20 rebounds in another and 16 assists in another. . .Was named the Gatorade Southern Region High School Player of the Year in 1986-87. . .His three-year stats were 18.4 points, 9.8 rebounds, 5.7 assists and 4.2 steals a game. For his career, he shot 55 percent from the floor and 75 percent from the line. . .Comes from same high school program that has produced 17 all-state players, including Norm Nixon, Walter Daniels, Miles Patrick, Terry Fair, Jeff Malone, Bobby Jones, Terrance Howard and Earl Wise. . .High School Coach: Don Richardson. . .Played for the gold-medal winning North squad in the 1987 U.S. Olympic Festival in Chapel Hill, N.C.

PERSONAL: Full Name: Eric Twann Manuel . . .Birthdate: Dec. 21, 1968. . .Right-handed. . .Mother: Mary Manuel. . .His brother, Roderick Manuel, is also a basketball player. . .Favorite Food: Chicken. . .Favorite TV Show: Sanford and Son/The Cobsy Show. . .Favorite Song: So Amazing. . .Favorite Movie: Beverly Hills Cop. . .Favorite Sports Figure: Michael Jordan. . .Favorite Pro Sports Team: Philadelphia 76ers. . .Most Memorable Moments in Sports: Being named "Player of the Year" and winning the state title as a sophomore. . .Primary Inspiration in Sports: Michael Jordan, because he, "shows a lot of poise, on the court and off."





Manuel in action at 1987 U.S. Olympic Festival.



4 DERRICK MILLER

6-6 175
Sophomore Guard
Savannah, Georgia

- Played in all 29 games last season for the Wildcats, averaging 5.2 points and 1.9 rebounds a contest.
- Is a remarkable long-range shooter. Led the team in three-point goal percentage (43.2). Shot far better from three-point range than from two-point range.
- Scored a career-high 15 points against Georgia at Freedom Hall in Louisville. Was named the MVP of that game by the Jefferson County UK Alumni Club. Also scored 14 points against the Bulldogs in the rematch in Athens.
- Pulled down seven rebounds against Boston Univ. in the UKIT.
- Was named the Gulf Most Valuable Player of two Southeastern Conference telecasts last season.
- Was a member of Coach Eddie Sutton's South squad in the 1987 U.S. Olympic Festival in North Carolina last summer. His South team won the silver medal in the basketball competition.

HIGH SCHOOL: Averaged 26.5 points, 11.1 rebounds and 4.1 assists in leading Baptist Bible School to state championship in 85-86. . .Baptist compiled a sparkling 93-4 record during Miller's career there, including the private school national championship in 1985. . .First-team All-State as a senior. . .Class A "Player of the Year" in Georgia. . .Named 3rd team All-American by Parade Magazine. . .Basketball Weekly All-American. . .Converse All-American. . .Scored 10 points and grabbed 3 rebounds to help lead the East All-Stars to a 98-95 victory in the 1986 Dapper Dan Classic. . .Scored 15 points, pulled down 6 rebounds and dished out 3 assists to help the South to a 120-102 win in the 1986 Derby Classic. . .High school career highs: 45 points, 32 rebounds, 10 assists. . .High School coach: Earl Garland.

PERSONAL: Full name: Derrick George Miller. . .Birthdate: April 18, 1968. . .Right-handed. . .Lives with his grandparents, William and Nancy Baldwin in Savannah, Ga. . .Majoring in Communications at UK. . .Favorite Food: Steak. . .Favorite TV Show: Sanford and Son. . .Favorite Song: NO NO (George Howard). . .Favorite Movie: Untouchables. . .Favorite Book: Malcolm X. . .Favorite Sports Figure: Michael Cooper. . .Favorite Pro Sports Team: L.A. Lakers. . .Most Memorable Moment in Sports: winning the Association of Christian Schools National Championship in 1985. He scored 20 points, grabbed 10 rebounds and had 9 assists in the title game. . .Primary Inspiration in Sports: His grandmother.



CAREER HIGHS

	Stat	Date	Opponent
Points	15	12/30/86	Georgia (LV)
Field Goals:			
Attempted	15	12/30/86	Georgia (LV)
Made	6	1/07/87	Alabama (H)
3-pt. Goals:			
Attempted	10	12/30/86	Georgia (LV)
Made	5	12/30/86	Georgia (LV)
Free Throws:			
Attempted:	4	1/03/87	Multiple Times
Made	3	12/20/86	Boston U. (H)
Rebounds	7	12/20/86	Boston U. (H)
Assists	3	1/18/87	Multiple Times
Turnovers	4	12/02/86	Texas Tech (H)
Blocked Shots	1	2/25/87	Multiple Times
Steals	2	11/29/86	Austin Peay (H)

4 - DERRICK MILLER — Career Stats

Year	G-GS	Minutes	Field Goals	3-Pt. Goals	Free Throws	Rebounds	PF-D	Ast	To	Blk	Stl	Pts-Avg.
Fr.(86-87)	29-03	83-13.2	55-141/39.0	35- 81/43.2	6-14/42.9	56-1.9	32-0	18	22	3	8	151- 5.2



34 JOHN PELPHREY

6-7 180
Freshman Forward
Paintsville, Kentucky

HIGH SCHOOL: Averaged 20.1 points, 10.5 rebounds and 3.4 assists for Paintsville High School as a senior in 86-87. . .Earned "Mr. Basketball" honors in Kentucky in 86-87. . .Led the Tigers to the semifinals of the state tournament as a senior. . .Earned All-State honors and was named to the first-team All-State Tournament squad in 1987. . .He finished his four-year high school career with 2,477 points and 1,316 rebounds. . .He played in the Derby Classic and the Kentucky-Indiana All-Star games in the spring and summer of 1987. Wore the traditional jersey number one in the Kentucky-Indiana series, signifying his title as "Mr. Basketball". . .Two-time All-State selection, three-time All-Region selection, four-time All-District selection and three-time All-"Sweet 16" selection. . .His career highs were 32 points and 23 rebounds. . .High School coach: Bill Runyon. . .Played football as a freshman (quarterback and split end). . .Excelled in high school baseball, earning All-State, All-Sectional and All-Region honors. Was a pitcher and shortstop for the Tiger baseball squad. As a senior, he batted .429. . .Was a member of the Beta Club and the Student Council at Paintsville High.

PERSONAL: Full Name: John Leslie Pelphrey. . .Birthdate: July 18, 1968. . .Born in Chilocothe, Ohio. . .Parents: Jack and Jennie Pelphrey. . .His brother, Jerry, also played football, baseball and basketball in high school. . .Majoring in Business at UK. . .Hobbies include baseball card collecting and watching movies. . .Favorite Food: Pizza. . .Favorite TV Shows: Moonlighting/ESPN Sports Center. . .Favorite Movie: It's a Wonderful Life. . .Favorite Books: The Hobbit/Watership Down. . .Favorite Sports Figure: Larry Bird. . .Favorite Pro Sports Team: Boston Celtics. . .Most Memorable Moment in Sports: Being named "Mr. Basketball". . .Primary Inspiration in Sports: Father, "because he has taught me more than anyone else has in my life and he and my mom have always been behind me in whatever I've done."





50 MIKE SCOTT

6-11 240
Junior Center
South Shore, Kentucky

- Transferred to Kentucky after graduating from Lexington Community College. Had transferred to LCC from Wake Forest last winter. Joined the Wildcat squad in mid-December but was not eligible to play until Jan. 17.
- Saw action in nine games. Lack of practice time hurt his progress. A year away from basketball took its toll.
- Coach Eddie Sutton likes Scott's "soft paws," as Sutton puts it. He also has a nice jump shot.
- Averaged 0.4 points and 0.6 rebounds a game.
- As a freshman at Wake Forest, Scott averaged 9.0 points and 6.0 rebounds a game. He scored 21 points and grabbed 13 rebounds against North Carolina.

HIGH SCHOOL: As a senior in 84-85, Scott averaged 20.9 points and 11.9 rebounds a game in leading Greenup County to the State Tournament. . .Scored 38 points against Hopkinsville in "Sweet 16". . . Earned All-State honors and was a member of the Kentucky All-Star team. . .High School Coach: Randy Ward.

PERSONAL: Full name: Michael H. Scott. . .Birthdate: January 14, 1967. . .Born in Portsmouth, Ohio. . .Right-handed. . .Is a Health Administration Major at UK. . .Parents: Marcella and Bob Scott. . .Hobbies include golf and fishing. . .Favorite Food: Pizza. . .Favorite TV Show: Family Ties. . .Favorite Book: Dangerous. . .Favorite Sports Figure: Magic Johnson. . .Favorite Pro Sports Team: L.A. Lakers.





CAREER HIGHS

	Stat	Date	Opponent
Points	2	2/14/87	Multiple Times
Field Goals:			
Attempted	3	1/21/87	Vanderbilt (A)
Made	1	2/14/87	Multiple Times
3-pt. Goals:			
Attempted	0		
Made	0		
Free Throws:			
Attempted:	0		
Made	0		
Rebounds	2	2/11/87	Tennessee (H)
Assists	1	2/11/87	Tennessee (H)
Turnovers	1	1/18/87	LSU (H)
Blocked Shots	1	2/11/87	Tennessee (H)
Steals	1	1/18/87	LSU (H)

50 - MIKE SCOTT - Career Stats

Year	G-GS	Minutes	Field Goals	3-Pt. Goals	Free Throws	Rebounds	PF-D	Ast	To	Blk	Stl	Pts-Avg.
So.(86-87)	9- 0	31-3.4	2- 5/40.0	- - - -	- - - -	5-0.6	3-0	1	1	1	1	4- 0.4



20 SEAN SUTTON

6-1 175
Freshman Guard
Lexington, Kentucky

HIGH SCHOOL: The son of UK head coach Eddie Sutton averaged 19.2 points and 5.3 assists a game as a senior in 86-87 to lead Lexington Henry Clay to a 22-4 record. . .He shot 56 percent from the floor and 72 percent from the line. . .Earned All-State honors as a junior and a senior. . . He played in the Dapper Dan and Derby Classic All-Star games in the spring of 1987. In the Derby Classic, Sutton scored 19 points in leading the South squad to victory, earning Most Valuable Player honors in the process. . .Also participated in the Kentucky-Indiana series after his senior year. . .High School coach: Al Prewitt. . .As a sophomore in Fayetteville, Ark., Sutton was named the "Sophomore of the Year" in Arkansas.

PERSONAL: Full Name: Sean Patrick Sutton. . .Birthdate: October 4, 1968. . .Born in Twin Falls, Idaho. . .Parents: Eddie and Patsy Sutton. . .Right-handed. . .Is a communications major at UK and hopes to go into coaching following his basketball career. . .Favorite Food: Prime Rib. . .Favorite TV Show: Alf. . .Favorite Movie: Fletch. . .Favorite Book: Season on the Brink. . .Favorite Sports Figure: Michael Jordan. . .Favorite Pro Sports Team: Miami Dolphins. . .Most Memorable Moment in Sports: Winning MVP Honors at Derby Classic. . .Primary Inspiration in Sports: His father, "because he's been with me every step of the way."



TM

KENTUCKY SPIRIT

1987-88 UNIVERSITY OF KENTUCKY WILDCAT CHEERLEADERS

Crowds at Rupp Arena will once again be led by the national champion University of Kentucky cheerleaders.

Last season, the Wildcat squad captured the national title of collegiate cheerleading for the second time in three years. The competition was sponsored by the Universal Cheerleaders Association and was televised nationally on ESPN.

According to T. Lynn Williamson, cheerleader advisor, Wildcat fans can expect another good year from the UK squad.

"We have a good group of returning members and we did well at our summer camp," said Williamson, who is now in his 10th season as advisor. "Of course, having won two national titles in three years means we have quite a reputation to live up to."



1987-88 Squad

Barry Applegate
Greenup, Ky.

Evan Elliott
Amarillo, Tex.

Tracy Neal
Covington, Ky.

Tammy Goldblatt
Prospect, Ky.

Jeff Baker
Mt. Sterling, Ky.

Lori Gooch
Ft. Mitchell, Ky.

John Jackson
Columbus, Ohio

Bobbi Wilson
Lebanon, Ky.

Scott McGee
(Wildcat)
Lexington, Ky.

Stuart Haven
Harrodsburg, Ky.

Rebecca Bach
Lexington

Chance Maguire
Louisville

Kelli Williamson
Lexington

ORIGIN OF BLUE AND WHITE SCHOOL COLORS

Kentucky's famous Blue and White colors have adorned Wildcat teams since around the turn of the century.

Prior to a football game against Centre in 1891, State College students (UK was then called State College) held an ardent meeting for the purpose of choosing permanent college colors and a college yell. They decided on blue and light yellow, blue because it was typical of the bluegrass and light yellow because it represented the richness of the land. Also adopted at that meeting was the following yell, chosen because of its brevity:

"Rah! Rush! Ree! A! M! C!!!"

Neither the colors nor the yell stayed around very long. In a letter to Professor Gillis, R.C. Stoll, a member of the 1891-95 State College teams, recalled:

"We had some other colors I really don't recall what they were. But we had a meeting in the chapel in 1892, my recollection is, to discuss the colors of the university.

"After we decided on the now familiar blue and white, someone asked, "What color blue will it be?'

"I happened to have on a blue necktie and took it off and held it up. That was the blue which was adopted."

After the turn of the century, State teams would be referred to often as the "Blue and White," with those colors being officially adopted in 1910.

The official blue has ranged from a navy blue in the earlier days to the now-familiar "Kentucky Blue," or royal blue.

ORIGIN OF "WILDCATS" NICKNAME



Kentucky's athletic teams are known to sports fans as the Wildcats. This first and only nickname borne by University varsities had its origin in 1909 in a speech made by Commandant Corbusier, then head of the military department of old State College.

Speaking to a chapel audience of students on the showing of the Kentucky football team in defeating Illinois six to two, the Commandant declared "they fought like wildcats." The tag was popularized by word of mouth and by the press with the result that has since become synonymous with all major Kentucky athletic teams.

WILDCAT MASCOTS HAD COLORFUL NAMES

Over the years, Kentucky athletic teams have been spurred on in efforts toward victory by numerous colorfully-named wildcat mascots. Records indicate the first animal was given to the University in 1921. Named "Tom," this live Kentucky wildcat died quickly from being in captivity and was replaced with "TNT." Other live mascots followed including "Whiskers," "Hot Tamale," and Colonel" only to pass from the scene due to death or being turned loose in the mountains after they did not thrive out of their native habitat.

The Opponents



THE OPPONENTS

HAWAII

GAME 1 — NOV. 28 — RUPP ARENA — LEXINGTON — 8:00 P.M. (UKTV-LIVE)

GENERAL INFORMATION

Location: Honolulu, Hawaii
Enrollment: 19,700
Founded: 1906
President: Dr. Albert Simone
Conference: Western Athletic Conference
Nickname: Rainbows
Colors: Green and White
Arena: Neil Blaisdell Arena
Capacity: 7,575
Press Row Phone: (808) 533-7698
Athletics Director: Stan Sheriff
Office Phone: (808) 948-7301
Sports Information Director: Ed Inouye
Office Phone: (808) 948-7523
Home Phone: Not Available
SID Mailing Address: University of Hawaii
1337 Lower Campus Rd.
Honolulu, HI 96822



Riley Wallace



Alan Andrus

COACHING STAFF

Head Coach: Riley Wallace (Centenary, 1964)
Record at Hawaii: 0-0 (1st year)
Career Record: 15-27 (2 years)
Basketball Office Phone: (808) 948-6501
Best Time to Reach Coach: 8 a.m.-3 p.m.
Assistant Coaches: Bob Nash (University of Hawaii, 1984)

RAINBOWS OUTLOOK

1986-87 Record: 7-21
Conference Record and Finish: 2-14 (T-8th)
1986-87 Post-Season Play: 0-1 WAC Tournament
Starters Lost: Jerald Wrightsil (6-5, G, 9.4, 2.7); Rick Domonkos (6-8, F-C, 6.5, 5.5)
Starters Returning: Alan Andrus (6-7, Sr, F, 13.9, 7.1); John Gabriel (6-9, Jr, F-C, 10.2, 5.1); Chris Gaines (6-4, So, G, 17.1, 3.5); Bill Holcomb (6-10, Sr, C, 6.0, 3.4)
Top Newcomers: Billy Bolds (6-9, 205, Jr, F-C); Reggie Cross (6-7, 232, Jr, F-C

1987-88 SCHEDULE

Nov. 20	**ALBERTA** (Canada)
Nov. 27	at Vanderbilt
Nov. 28	at Kentucky
Dec. 1	**PACIFIC**
Dec. 11-12	**HAWAII EARLY SEASON TOURNAMENT** (Idaho, Marshall, Hawaii, Hartford)
Dec. 17	**DARTMOUTH**
Dec. 21-22	**HAWAII PRE-HOLIDAY TOURNAMENT** (Appalachian St., New Orleans, Hawaii, Loyola)
Dec. 27-30	**24TH ANNUAL RAINBOW CLASSIC** (Arizona St., Texas A&M, Mississippi St., Hawaii, Louisville, SMU, Creighton, N. Carolina St.)
Jan. 8	at Brigham Young
Jan. 9	at Utah
Jan. 14	**TEXAS-EL PASO**
Jan. 16	**NEW MEXICO**
Jan. 21	at Wyoming
Jan. 23	at Air Force
Jan. 30	**WYOMING**
Feb. 1	**SAN DIEGO STATE**
Feb. 12	at Texas-El Paso
Feb. 13	at New Mexico
Feb. 18	**UTAH**
Feb. 20	**BRIGHAM YOUNG**
Feb. 25	at San Diego State
Feb. 27	at Colorado State
Mar. 3	**AIR FORCE**
Mar. 5	**COLORADO STATE**
Mar. 8-12	**WAC TOURNAMENT**

SERIES INFORMATION

Series Record: UK leads 1-0
First Meeting: 1985-86
Last Game: 1985, Honolulu — UK 98 - UH 65
Series Record in Lexington: N/A
Series Record in Honolulu: UK leads 1-0
Series at Other Sites: N/A
Coach Wallace's Record vs. Kentucky: 0-0

1987-88 ROSTER

Name	Pos.	Ht.	Wt.	Yr.	Hometown/High School
Alan Andrus	F	6-7	210	SR	Provo, UT (Utah Tech.)
Billy Bolds	F	6-9	205	JR	Philadelphia, PA (Seminole JC)
Reggie Cross	F-C	6-7	232	JR	Ft. Lauderdale, FL (Miami Dade JC)
John Gabriel	C	6-9	215	JR	Littleton, CO (Mullen HS)
Chris Gaines	G	6-5	180	SO	Waterloo, IA (Waterloo West)
David Hallums	G	6-2	180	JR	Pearl City, HI (BYU-Hawaii)
Bill Holcomb	C	6-10	225	SR	Virginia Beach, VA (Louisberg HS)
Moritz Kleine-Brockhoff	G	6-5	200	SO	Essen, West Germany (Olympic HS)
Jeff Lucas	G	6-3	165	FR	Hacienda Heights, CA (Walnut HS)
Craig Murray	G	6-0	160	SO	Seattle, WA (Garfield HS)
Steve Smith	F-G	6-7	180	JR	Pasadena, TX (Univ. of Houston)

THE OPPONENTS

CINCINNATI

GAME 2 — DEC. 1 — RUPP ARENA — LEXINGTON — 8:00 P.M. (UKTV-LIVE)

GENERAL INFORMATION

Location: Cincinnati, Ohio
Enrollment: 37,000
Founded: 1819
President: Dr. Joseph A. Steger
Conference: Metro
Nickname: Bearcats
Colors: Red and Black
Arena: Riverfront Coliseum
Capacity: 16,562
Press Row Phone: (513) 381-6175
Athletics Director: Carl R. Meyer
Office Phone: (513) 475-5601
Sports Information Director: Tom Hathaway
Office Phone: (513) 475-5091
Home Phone: (513) 385-2728
SID Mailing Address: University of Cincinnati
Cincinnati, Ohio 45221



Tony Yates



Roger McClendon

COACHING STAFF

Head Coach: Tony Yates (Cincinnati 1963)
Record at Cincinnati: 44-71 (4 years)
Basketball Office Phone: (513) 475-5847
Assistant Coaches: Ken Turner (Southwestern Okla. St., 1972); Jim Dudley (Lake Forest, 1958); Mark Pittman (Illinois, 1977)

BEARCATS OUTLOOK

1986-87 Record: 12-16
Conference Record and Finish: 3-9 (7th)
1986-87 Post-Season Play:
Starters Lost: Joe Stiffend (6-3, F, 11.1, 7.0);
Starters Returning: Steve Jackson (6-7, Jr, F, 13.0, 6.2); Anthony May (6-8, Jr, F-C, 7.8, 5.8); Roger McClendon (6-4, Sr, G, 19.9, 4.0); Calvin Phiffer (6-2, Sr, G, 5.5, 1.7)
Top Newcomers: Louis Banks (6-6, 190, Fr, F); Elnardo Givens (5-11, 160, Fr, G); LeRoy Parnell (6-2, 190, Sr, G); Levertis Robinson (6-6, 190, Fr, F); Keith Starks (6-8, 200, Fr, F-C); Kevin Williams (6-8, 210, Fr, F-C)

1987-88 SCHEDULE

Nov. 20	**EXHIBITION GAME**
Nov. 28	**NORTHERN KENTUCKY**
Dec. 1	at Kentucky
Dec. 3	at Morehead State
Dec. 5	**MIAMI (O.)**
Dec. 19	at Loyola (Ill.)
Dec. 22	**METROPOLITAN STATE**
Dec. 30	at Wyoming (at Denver)
Jan. 4	***SOUTHERN MISSISSIPPI**
Jan. 6	at Evansville
Jan. 12	at Xavier (O.)
Jan. 14	*at Virginia Tech
Jan. 16	*at Memphis State
Jan. 18	**NORTHERN ILLINOIS**
Jan. 20	***LOUISVILLE**
Jan. 23	***FLORIDA STATE**
Jan. 28	**ORAL ROBERTS**
Jan. 30	**DAYTON**
Feb. 6	*at Florida State
Feb. 10	at St. Louis
Feb. 13	***VIRGINIA TECH**
Feb. 15	*at Louisville
Feb. 18	***SOUTH CAROLINA**
Feb. 22	***MEMPHIS STATE**
Feb. 25	**SOUTH FLORIDA**
Feb. 27	at Tennessee State
Mar. 2	*at Southern Mississippi
Mar. 5	*at South Carolina
Mar. 11-13	Metro Conference Tourn.

*Metro Conference Game

SERIES INFORMATION

Series Record: UK leads 24-9
First Meeting: 1903-04
Last Game: 1985, Lexington — UK 84, UC 54
Series Record in Lexington: UK leads 17-2
Series Record in Cincinnati: Tie 7-7
Series at Other Sites: N/A
Coach Yates' Record vs. Kentucky: 0-3

1987-88 ROSTER

Name	Pos.	Ht.	Wt.	Yr.	Exp.	Hometown/HS
Craig Anderson	F	6-5	185	JR	1L	Dayton, OH
Louis Banks	F	6-6	190	FR		Camden, NJ (Camden)
Marty Dow	C	7-0	227	SO	1L	Aurora, CO
Jeff Flynn	F	6-10	225	JR	2L	Cincinnati, OH
Elnardo Givens	G	5-11	160	FR		Lexington, KY (Oak Hill Acd)
Cedric Glover	C	6-8	225	JR	2L	Macon, MS
Steve Jackson	F	6-7	205	JR	2L	Hammond, LA
Anthony May	F-C	6-8	210	JR	2L	Chicago, IL
Roger McClendon	G	6-4	175	SR	3L	Dayton, OH
LeRoy Parnell	G	6-2	190	SR		Kankakee, IL (Kankakee JC)
Calvin Phiffer	G	6-2	175	SR	3L	E. St. Louis, IL
Levertis Robinson	F	6-6	190	FR		Chicago, IL (M. L. King)
Don Ruehl	G	6-2	175	SR	3L	Cincinnati, OH
Romell Shorter	G	5-5	145	SR	3L	Chicago, IL
Chris Sibila	F	6-3	190	JR	1L	Canton, OH
Keith Starks	F-C	6-8	200	FR		Cincinnati, OH
Kevin Williams	F-C	6-8	210	FR		Chicago, IL (M. L. King)
Anthony Yates	G	6-1	160	SO	1L	Cincinnati, OH

THE OPPONENTS

INDIANA

GAME 3 — DEC. 5 — HOOSIERDOME — INDIANAPOLIS — 2 P.M. (ABC-TV)

GENERAL INFORMATION

Location: Bloomington, Indiana
Enrollment: 32,500
Founded: 1820
President: Dr. Thomas Erlich
Conference: Big Ten
Nickname: Hoosiers
Colors: Cream and Crimson
Arena: Assembly Hall
Capacity: 17,357
Press Row Phone: (812) 335-2754
Athletics Director: Ralph Floyd
Office Phone: (812) 335-1966
Sports Information Director: Kit Klingelhoffer
Office Phone: (812) 335-2421
Home Phone: (812) 332-4990
SID Mailing Address: Assembly Hall
Indiana University
Bloomington, IN 47405



Bob Knight



Rick Calloway

1987-88 SCHEDULE

Nov. 21	**U.S.S.R.** (Exhibition)
Nov. 28	**MIAMI (O.)**
Dec. 1	**NOTRE DAME**
Dec. 5	**BIG FOUR CLASSIC** (Indiana, Kentucky, Notre Dame, Louisville)
Dec. 8	**VANDERBILT**
Dec. 11-12	**INDIANA CLASSIC** (IU, James Madison, Indiana State, Wash. State)
Dec. 15	**EASTERN KENTUCKY**
Dec. 19	at Louisville
Dec. 28-29	**HOOSIER CLASSIC AT MARKET SQ. ARENA** (IU, California-Santa Barbara, Penn., Stanford)
Jan. 6	at Iowa
Jan. 11	at Northwestern
Jan. 14	**WISCONSIN**
Jan. 16	at Michigan State
Jan. 24	**MICHIGAN**
Jan. 27	at Ohio State
Jan. 30	**PURDUE**
Feb. 4	**MINNESOTA**
Feb. 6	at Illinois
Feb. 11	**NORTHWESTERN**
Feb. 13	at Michigan
Feb. 18	**MICHIGAN STATE**
Feb. 21	at Purdue
Feb. 24	at Wisconsin
Feb. 29	**ILLINOIS**
Mar. 5	**OHIO STATE**
Mar. 10	at Minnesota
Mar. 12	**IOWA**

COACHING STAFF

Head Coach: Bob Knight (Ohio State, 1962)
Record at Indiana: 366-119 (16 years)
Career Record: 468-169 (22 years)
Basketball Office Phone: (812) 335-2238
Best Time to Reach Coach: M-TH 10-12 a.m.
Assistant Coaches: Joby Wright (Indiana University, 1972); Kohn Smith (Southern Utah State College, 1974); Ron Felling (Indiana State, 1961)

HOOSIERS OUTLOOK

1986-87 Record: 30-4
Conference Record and Finish: 15-3 (T-1st)
1986-87 Post-Season Play: 6-0, NCAA Champions
Starters Lost: Steve Alford (6-2, G, 22.0, 2.6); Daryl Thomas (6-7, F, 15.7, 5.7)
Starters Returning: Dean Garrett (6-10, Sr, C, 11.4, 8.5); Keith Smart (6-1, Sr, G, 11.2, 2.9); Rick Calloway (6-6, Jr, F, 12.6, 4.3)
Top Newcomers: Jay Edwards (6-4, 175, Fr, G-F); Lyndon Jones (6-3, 175, Fr, G); Mark Robinson (6-5, 190, Jr, F)

SERIES INFORMATION

Series Record: IU leads 16-14
First Meeting: 1924-25
Last Game: 1986, Bloomington, Ind. — IU 71, UK 68
Series Record in Lexington: UK leads 9-3
Series Record in Bloomington: IU leads 8-3
Series at Other Sites: IU leads 5-2
Coach Knight's Record vs. Kentucky: 10-9

1987-88 ROSTER

Name	No.	Pos.	Ht.	Wt.	Yr.	Hometown/HS
Jay Edwards	3	G-F	6-4	175	FR	Marion, IN
Lyndon Jones	4	G	6-3	175	FR	Marion, IN
Tony Freeman	10	G	5-7	144	SO	Westchester, IL (St. Joseph's)
Todd Jadlow	11	F-C	6-9	238	JR	Salina, KA (Sacred Heart)
Magnus Pelkowski	14	C	6-10	218	JR	Bogota, Colombia (Colegio Helvetia)
Rick Calloway	20	G-F	6-6	190	JR	Cincinnati, OH (Withrow)
Dean Garrett	22	C	6-10	222	SR	San Clemente, CA
Keith Smart	23	G	6-1	175	SR	Baton Rouge, LA (McKinley)
Dave Minor	31	F	6-5	203	SO	Cincinnati, OH (Marian Purcell)
Steve Eyl	32	F	6-6	216	SR	Hamilton, OH (Badin)
Jeff Oliphant	35	G	6-5	200	SO	Lyons, IN (L & M)
Kreigh Smith	42	G-F	6-7	221	JR	Tipton, IN
Joe Hillman	44	G	6-2	184	JR	Glendale, CA (Hoover)
Brian Sloan	45	F-C	6-8	210	JR	McLeansboro, IL
Mark Robinson		F	6-5	190	JR	Ventura, CA (Simi Valley)

THE OPPONENTS

LOUISVILLE

GAME 4 — DEC. 12 — RUPP ARENA — LEXINGTON — 1:30 P.M. (CBS-TV)

GENERAL INFORMATION

Location: Louisville, Kentucky
Enrollment: 20,000
Founded: 1798
President: Dr. Donald C. Swain
Conference: Metro
Nickname: Cardinals
Colors: Red, Black and White
Arena: Freedom Hall
Capacity: 18,865
Press Row Phone: (502) 588-5567
Athletics Director: William C. Olsen
Office Phone: (502) 588-5732
Sports Information Director: Kenny Klein
Office Phone: (502) 588-6581
Home Phone: (502) 451-5786
SID Mailing Address: University of Louisville
Louisville, Kentucky 40292



Denny Crum



Pervis Ellison

1987-88 SCHEDULE

Nov. 21	**Canada National Team**
Dec. 5	BANK ONE/BIG FOUR CLASSIC (Indiana, KY, Notre Dame, Louisville)
Dec. 12	at Kentucky
Dec. 16	**CLEVELAND STATE**
Dec. 19	**INDIANA**
Dec. 21	**EASTERN KENTUCKY**
Dec. 27-30	RAINBOW CLASSIC (Arizona St., Creighton, Hawaii, Miss. St., NC St., SMU, Texas A&M, Louisville)
Jan. 4	**SOUTH ALABAMA**
Jan. 6	**GEORGIA TECH**
Jan. 9	at Florida State
Jan. 16	**UCLA**
Jan. 18	**WESTERN KENTUCKY**
Jan. 20	at Cincinnati
Jan. 23	**PURDUE**
Jan. 26	at Dayton
Jan. 28	at Southern Mississippi
Jan. 30	at Memphis State
Feb. 1	**VIRGINIA TECH**
Feb. 3	**SOUTH CAROLINA**
Feb. 6	**HOUSTON**
Feb. 13	at North Carolina State
Feb. 15	**CINCINNATI**
Feb. 17	**FLORIDA STATE**
Feb. 20	at South Carolina
Feb. 24	**SOUTHERN MISSISSIPPI**
Feb. 27	at Virginia Tech
Feb. 29	**MEMPHIS STATE**
Mar. 2	**AUSTIN PEAY**
Mar. 5	at DePaul
Mar. 11-13	METRO CONFERENCE TOURNAMENT

COACHING STAFF

Head Coach: Denny Crum (UCLA, 1958)
Record at Louisville: 388-128 (16 years)
Career Record: 388-128
Basketball Office Phone: (502) 588-6651
Best Time to Reach Coach: 10:30-11:30 a.m. Weekdays
Assistant Coaches: Bobby Dotson (Western, KY, 1966); Wade Houston (Louisville, 1966); Jerry Jones (Valparaiso, 1956)

CARDINALS OUTLOOK

1986-87 Record: 18-14
Conference Record and Finish: 9-3
1986-87 Post-Season Play: None
Starters Lost: Mark McSwain (6-7, F, 8.8, 4.3); Kevin Walls (6-1, G, 3.8, 1.4)
Starters Returning: Pervis Ellison (6-9, Jr, F-C, 15.2, 8.7); Tony Kimbro (6-7, Jr, F-G, 11.1, 3.9); Herbert Crook (6-7, Sr, F, 15.5, 8.0)
Top Newcomer: LaBradford Smith (6-3, 200, Fr, G)

SERIES INFORMATION

Series Record: UK leads 13-5
First Meeting: 1912-13
Last Game: 1986-87 Louisville — UK 85, UL 51
Series Record in Lexington: UK leads 7-1
Series Record in Louisville: UK leads 4-2
Series at Other Sites: Tie 2-2
Coach Crum's Record vs. Kentucky: 2-4

1987-88 ROSTER

Name	No.	Pos.	Ht.	Wt.	Yr.	Hometown/HS
Mike Abram	34	G-F	6-4	195	SR	Muncie, IN (North)
Herbert Crook	41	F	6-7	190	SR	Louisville, KY (Eastern)
Pervis Ellison	42	F-C	6-9	200	JR	Savannah, GA (Savannah)
Craig Hawley	12	G	6-5	175	SO	Noblesville, IN (Noblesville)
Tony Kimbro	44	F-G	6-7	190	JR	Louisville, KY (Seneca)
Avery Marshall	33	F-C	6-7	210	JR	Myrtle Beach, SC
Will Olliges	24	F	6-9	205	SR	Louisville, KY (St. Xavier)
Kenny Payne	21	F	6-8	195	JR	Laurel, MS (NE Jones)
David Robinson	25	F	6-8	190	JR	Gainesville, FL (Eastside)
LaBradford Smith	23	G	6-3	200	FR	Bay City, TX (Bay City)
Felton Spencer	50	C	7-1	260	SO	Louisville, KY (Eastern)
Keith Williams	3	G	6-4	180	SO	Louisville, KY (Seneca)

THE OPPONENTS

UKIT

DEC. 18-19 — RUPP ARENA — LEXINGTON

FIRST NIGHT

UNC-CHARLOTTE VS. MIDDLE TENN. — 6:30 P.M.
UK VS. MIAMI (OH) — 9:00 P.M.

SECOND NIGHT

CONSOLATION GAME — 6:30 P.M.
CHAMPIONSHIP GAME — 9:00 P.M.

MIAMI UNIVERSITY

UKIT — DEC. 18-19 — RUPP ARENA —LEXINGTON, KY

GENERAL INFORMATION

Location: Oxford, Ohio
Enrollment: 15,000
President: Dr. Paul G. Pearson
Conference: Mid-American
Nickname: Redskins
Colors: Red and White
Arena: Millett Hall
Capacity: 9,800
Press Row Phone: (513) 529-8276
Athletics Director: Richard G. Shrider
Office Phone: (513) 529-8436
Sports Information Director: Dave Young
Office Phone: (513) 529-4327
SID Mailing Address: Miami University
210 Millett Hall
Oxford, Ohio 45056

COACHING STAFF

Head Coach: Jerry Pierson (Miami 1966)
Record at Miami University: 58-32 (4 years)
Career Record: 58-32
Assistant Coaches: Joe Barry (Ohio University 1965); Tim Waller (Western Michigan 1979)

SERIES INFORMATION

Series Record: UK leads 17-4
First Meeting: 1905-06
Last Game: 1977-78 NCAA, UK 91 - MU 69
Series Record in Lexington: UK leads 11-3
Series Record in Miami: UK leads 3-1
Series at Other Sites: UK leads 3-0
Coach Pierson's Record vs. Kentucky: 0-0

REDSKINS OUTLOOK

1986-87 Record: 14-14
Conference Record and Finish: 7-9
1986-87 Post-Season Play: 0-1 Mid-American Conference
Starters Lost: None
Starters Returning: Trimill Haywood (6-6, So, F, 17.1, 7.1)
Todd Staker (6-3, Sr, G, 12.5, 4.1)
Karlton Clayborne (6-6, Jr, F, 11.6, 6.0)
Jeff Fuerst (6-6, Sr, F-C, 7.3, 4.1)
Eddie Schilling (6-2, Sr, G, 5.7, 3.8)
Top Newcomers: None

1987-88 ROSTER

Name	Pos.	Ht.	Wt.	Yr.	Hometown
Dorian Bledsoe	G	6-1	160	Fr.	Cincinnati, OH
Karlton Clayborne	F	6-6	183	Jr.	Springfield OH
Bob Fick	F	6-9	200	Fr.	Cincinnati, OH
Jeff Fuerst	F-C	6-6	209	Sr.	Mt. Prospect, IL
Mike Hall	F	6-5	205	Sr.	Akron, OH
Lamont Hanna	F-C	6-7	201	Jr.	Anderson, IN
Trimill Haywood	F	6-6	185	So.	Chicago, IL
Brad Leydorf	C	7-0	215	Jr.	Akron, IL
Jamie Mercurio	G	6-1	175	Fr.	Maumee, OH
Dernard Newell	G	6-2	175	Sr.	Sandusky, OH
Eric Newsome	G	5-8	155	GS.	Toledo, OH
Jim Paul	C	6-9	215	Fr.	East Lansing, MI
Chip Reeves	F	6-6	205	So.	Cincinnati, OH
Andy Ronan	F	6-4	180	Jr.	St. Thomas, VI
Eddie Schilling	G	6-2	165	Sr.	Lebanon, IN
Jeff Scott	F-C	6-10	205	Fr.	Cincinnati, OH
Todd Staker	G	6-3	185	Sr.	Wheelersburg, OH
Tim Stewart	G	6-6	195	So.	Cincinnati, OH

1987-88 SCHEDULE

Nov. 28	at Indiana
Nov. 30	**WILLIAM & MARY**
Dec. 2	**DAYTON**
Dec. 5	at Cincinnati
Dec. 9	**EVANSVILLE**
Dec. 12	**XAVIER**
Dec. 18-19	UKIT at Lexington, Ky. (Miami (O.), MTSU, Kentucky, UNC-Charlotte)
Dec. 28-29	Music City Invit. at Nashville (Miami, East Carolina, Cornell, Vanderbilt)
Jan. 6	**KENT STATE**
Jan. 9	at Ball State
Jan. 13	at Bowling Green
Jan. 16	**WESTERN MI**
Jan. 20	at Ohio University
Jan. 23	**CENTRAL MI**
Jan. 27	at Eastern Michigan
Jan. 30	**TOLEDO**
Feb. 6	**BALL STATE**
Feb. 8	at Dayton
Feb. 10	**BOWLING GREEN**
Feb. 13	at Western Michigan
Feb. 17	**OHIO UNIVERSITY**
Feb. 20	at Central Michigan
Feb. 24	**EASTERN MI**
Feb. 27	at Toledo
Mar. 5	at Kent State
Mar. 11-12	Mid-American Conference Tournament at Toledo's Centennial Hall

THE OPPONENTS

UNC CHARLOTTE

UKIT — DEC. 18-19 — RUPP ARENA —LEXINGTON, KY

GENERAL INFORMATION

Location: Charlotte, NC
Enrollment: 11,800
Founded: 1946
Chancellor: Dr. E.K. Fretwell Jr.
Conference: Sun Belt
Nickname: 49ers
Colors: Green and White
Arena: Charlotte Coliseum
Capacity: 11,222
Press Row Phone: (704) 372-3600
Athletics Director: Jeff Mullins
Office Phone: (704) 547-4950
Sports Information Director: Mark Colone
Office Phone: (704) 547-4946; 4918
Home Phone: (704) 563-1133
SID Mailing Address: UNC Charlotte
Sports Information Office
Charlotte, NC 28223
Road Headquarters in Lexington: Radisson

COACHING STAFF

Head Coach: Jeff Mullins (Duke, 1964)
Record at UNC Charlotte: 26-34 (2 years)
Career Record: Same
Basketball Office Phone: (704) 547-4950; 4939
Best Time to Reach Coach: Mornings, 9-11:00 a.m.
Assistant Coaches: Melvin Watkins (UNCC, 1977); Dave Pendergraft (Catawba, 1979); Kevin Billerman (Duke, 1975)

SERIES INFORMATION

Series Record: UK leads 1-0
First Meeting: 1975-76
Last Game: NIT, UK 71 - UNC 67
Series Record in Lexington: N/A
Series Record in Charlotte: N/A
Series at Other Sites: UK leads 1-0
Coach Mullins' Record vs. Kentucky: 0-0

49ERS OUTLOOK

1986-87 Record: 18-14
Conference Record and Finish: 6-8 (Fifth Place)
1986-87 Post-Season Play: N/A
Starters Lost: Michael Milling (6-7, F, 14.4, 6.2)
Keith Williams (6-0, G, 11.7, 2.0)
Starters Returning: Byron Dinkins (6-2, Jr, G, 13.5, 2.8)
Ronnie Bellamy (6-7, Sr, F, 11.9, 6.8)
Dan Plondke (6-8, Sr, C, 10.1, 5.8)
Top Newcomers: Frank Persley (6-4, 215, So, 24.1, 10.3)
Cedric Ball (6-8, 210, So, 22.9, 19.7)
Sam Robson (6-10, 215, Fr, 14.5, 13.9)
Dan Banister (6-7, 190, Fr, 15.1, 9.2)
Jack Bolly (6-10, 200, Fr, 14.9, 9.8)

1987-88 ROSTER

Name	Pos.	Ht.	Wt.	Yr.	Hometown
Cedric Ball	F	6-8	210	So.	Worcester, MA
Dan Banister	F	6-7	190	Fr.	Minneapolis, MN
Reggie Barnes	G	6-4	180	Jr.	Selma, NC
Ronnie Bellamy	G	6-7	215	Sr.	Vanceboro, NC
Jack Bolly	C	6-10	200	Fr.	Sellersburg, IN
Byron Dinkins	G	6-1	165	Jr.	Charlotte, NC
Eric "Slim" Duncan	F	6-8	195	Jr.	Fayetteville, NC
Scott Fitzgibbons	F	6-4	205	Sr.	Staten Island, NY
Frank Persley	G/F	6-5	215	So.	Georgetown, KY
Dan Plondke	C	6-8	210	Sr.	Dubuque, IA
Michael Pullet	G	6-1	175	Sr.	Raleigh, NC
Sam Robson	C	6-10	215	Fr.	Durham, England
Mike Washington	F	6-6	230	Jr.	Waxhaw, NC
Jeff West	G	6-3	185	Jr.	Bermuda Run, NC

1987-88 SCHEDULE

Nov. 27	**LONGWOOD**
Dec. 2	**COASTAL CAROLINA**
Dec. 7	**GA SOUTHERN**
Dec. 9	at Georgia State
Dec. 12	**DAVIDSON**
Dec. 18-19	UKIT at Lexington, Ky. (MTSU, UNC-Charlotte, Kentucky, Miama (O.)
Dec. 28-29	at WLKF Classic (Howard, Fla. Southern, UNCC)
Jan. 2	*at Jacksonville
Jan. 6	**BRADLEY**
Jan. 9	***SOUTH ALABAMA**
Jan. 16	***JACKSONVILLE**
Jan. 20	at Virginia Tech
Jan. 23	at Dayton
Jan. 25	*at Western Kentucky
Jan. 28	***OLD DOMINION**
Jan. 30	*at South Florida
Feb. 1	**UNC-WILMINGTON**
Feb. 4	**WESTERN KY**
Feb. 7	*at South Alabama
Feb. 11	*at UAB
Feb. 13	* at Old Dominion
Feb. 15	***VA C'WEALTH**
Feb. 20	***SOUTH FLORIDA**
Feb. 25	***UAB**
Feb. 27	*at Va. C'wealth
Mar. 5-7	at Sun Belt Conference Tourn.

*Sun Belt Conference Team

MIDDLE TENNESSEE STATE UNIVERSITY

UKIT — DEC. 18-19 — RUPP ARENA —LEXINGTON, KY

GENERAL INFORMATION

Location: Murfreesboro, Tennessee
Enrollment: 11,408
Founded: 1911
President: Dr. Sam Ingram
Conference: Ohio Valley
Nickname: Blue Raiders
Colors: Navy Blue and White
Arena: Monte Hale Arena
Capacity: 11,520
Press Row Phone: (615) 898-2807
Athletics Director: John Stanford
Office Phone: (615) 898-2450
Sports Information Director: Ed Given
Office Phone: (615) 898-2450
Home Phone: (615) 895-0827
SID Mailing Address: MTSU
Box 20
Murfreesboro, TN 37130
Road Headquarters in Lexington: TBA

COACHING STAFF

Head Coach: Bruce Stewart (Jacksonville St., 1975)
Record at Middle Tennessee: 62-32 (3 years)
Career Record: 126-41 (5 years)
Basketball Office Phone: (615) 898-2120
Best Time to Reach Coach: Mornings
Assistant Coaches: Joe Cunningham (LaGrange 1971); Tommy Smith (MTSU 1980)

SERIES INFORMATION

Series Record: MTSU leads 1-0
First Meeting: 1981-82
Last Game: Same, NCAA, MTSU 50 - UK 44
Series Record in Lexington: N/A
Series Record in Murfreesboro: N/A
Series at Other Sites: MTSU leads 1-0
Coach Stewarts' Record vs. Kentucky: 0-0

BLUE RAIDERS OUTLOOK

1986-87 Record: 22-7
Conference Record and Finish: 11-3 (1st)
1986-87 Post-Season Play: 0-1 NCAA East Regional
Starters Lost: Duane Washington (6-4, G, 10.1, 4.0)
Andrew Tunstill (6-3, F, 14.7, 4.3)
Starters Returning: Dwayne Rainey (6-7, Sr, C, 14.7, 8.9)
Randy Henry (6-9, Jr, F, 13.5, 6.2)
Tyrus Baynham (6-7, Sr, F-G, 10.4, 3.8)
Top Newcomers: Rod Barber (6-3, 175, Fr, G, 20.2, 8.5)
Steve Rogers (6-3, 170, Fr, G, 18.0, 7.0)
William Neloms (6-7, 190, Fr, F, 14.0, 10.0)

1987-88 ROSTER

Name	Pos.	Ht.	Wt.	Yr.	Hometown
Tyrus Baynham	G-F	6-7	200	Sr.	Nashville, TN
Phil Snell	G	6-2	170	Sr.	Eagleville, TN
Chris Rainey	G	5-11	165	Jr.	Macon, GA
Gerald Harris	G	5-11	170	So.	Chattanooga, TN
Steve Rogers	G	6-3	170	Fr.	Montgomery, AL
Rod Barber	G	6-3	175	Fr.	College Park, GA
Dwayne Rainey	C	6-7	260	Sr.	Columbus, GA
Bill Neloms	F	6-7	190	Fr.	Auburn, AL
Kerry Hammonds	F-C	6-7	240	Sr.	Macon, GA
Randy Henry	F-C	6-7	195	Jr.	East Point, GA
Jeffrey Hunter	G	6-2	155	Fr.	Franklin, TN
Chris Ingram	F	6-9	215	Fr.	Atlanta, GA
Mike Reicheneker	C	6-10	225	Fr.	Ft. Walton Beach, FL
Royce Turner	G	6-1	160	Fr.	Atlanta, GA

1987-88 SCHEDULE

Nov. 16	**FT. HOOD TANKERS** (Exhibition)
Nov. 21-28	Big Apple NIT (MTSU-Virginia Tech)
Dec. 2	**CUMBERLAND**
Dec. 5	at McNeese State
Dec. 10	**GEORGIA COLLEGE**
Dec. 12	**UT-CHATTANOOGA**
Dec. 15	**LOUISIANA TECH**
Dec. 18-19	UKIT at Lexington, Ky. (MTSU, Kentucky, Miami (O.), UNC-Charlotte)
Dec. 22	**MARSHALL**
Jan. 2	**KENNESAW**
Jan. 7	at Louisiana Tech
Jan. 9	***TENNESSEE TECH**
Jan. 11	**AKRON**
Jan. 16	*at Youngstown State
Jan. 18	at Akron
Jan. 23	***MURRAY STATE**
Jan. 25	***AUSTIN PEAY**
Jan. 30	***MOREHEAD STATE**
Feb. 1	***EASTERN KY**
Feb. 6	*at Tennessee State
Feb. 8	at Arkansas State
Feb. 13	*at Eastern Ky
Feb. 15	*at Morehead State
Feb. 20	***TENNESSEE STATE**
Feb. 22	***YOUNGSTOWN ST**
Feb. 27	*at Austin Peay
Feb. 29	*at Murray State
Mar. 3	*at Tennessee Tech
Mar. 7 & 11-12	OVC Tournament

*Ohio Valley Conference game

THE OPPONENTS

ALASKA

GAME 7 — DEC. 28 — RUPP ARENA — LEXINGTON — 8:00 P.M. (UKTV-LIVE)

UAA SEAWOLVES

GENERAL INFORMATION

Location: Anchorage, Alaska
Enrollment: 5,000
Founded: 1977
Chancellor: Dr. Marv Looney
Conference: Great Northwest
Nickname: Seawolves
Colors: Green and Gold
Arena: Sports Center and Sullivan Arena
Capacity: 2,000 and 8,000
Press Row Phone: N/A
Athletics Director: Ron Petro
Office Phone: (907) 786-1230
Sports Information Director: Tim McDiffett
Office Phone: (907) 786-1295
Home Phone: (907) 243-5772
SID Mailing Address: The New Univ. of Alaska at Anchorage
3211 Providence
Anchorage, Alaska 99508



Ron Abegglen



Jeff Sheedy

COACHING STAFF

Head Coach: Ron Abegglen (Brigham Young, 1962)
Record at Alaska: 23-7 (1 year)
Career Record: 235-82 (11 years)
Basketball Office Phone: 786-1286
Best Time to Reach Coach: Morning
Assistant Coach: Bill Evans (Southern Utah State, 1972)
Volunteer Assistant Coaches: Charlie Burns, Jackie Lewis

1987-88 SCHEDULE

Nov. 13-14	GOVERNOR'S CUP (UAA, AK-Fairbanks, AK-Juneau, AK-Pacific)
Nov. 20	**ANGELO STATE**
Nov. 21	**ANGELO STATE**
Nov. 27-30	**GREAT ALASKA SHOOTOUT** (UAB, SW Texas St., Syracuse, UAA, Michigan, Miami, Arizona, Duquesne)
Dec. 4	**NE MISSOURI STATE**
Dec. 5	**NE MISSOURI STATE**
Dec. 7	**BARRY UNIVERSITY**
Dec. 8	**BARRY UNIVERSITY**
Dec. 12	**ALASKA PACIFIC**
Dec. 18	**HASTINGS COLLEGE**
Dec. 21-23	at UNLV REBEL ROUNDUP (UAA, UNLV, Creighton, Tenn. Tech.)
Dec. 28	at Kentucky
Jan. 2	at BYU-Hawaii
Jan. 4	at Hawaii-Hilo
Jan. 7	at Hawaii-Loa
Jan. 15	**METROPOLITAN STATE**
Jan. 16	**EASTERN MONTANA**
Jan. 23	at Puget Sound
Jan. 25	at Seattle Pacific
Jan. 30	at Alaska-Fairbanks
Feb. 12	at Eastern Montana
Feb. 13	at Metropolitan State
Feb. 19	**PUGET SOUND**
Feb. 20	**SEATTLE PACIFIC**
Feb. 29	**ALASKA-FAIRBANKS**

SEAWOLVES OUTLOOK

1986-87 Record: 23-7
Conference Record and Finish: 7-3, (Second)
1986-87 Post-Season Play: 2nd in NCAA Div. II West Regionals
Starters Lost: Jessie Jackson (5-8, G, 27.1, 3.1); Hansi Gnad (6-10, C, 17.5, 12.2); Flip Wilcox (6-1, G, 9.6, 5.2a)
Starters Returning: Jeff Sheedy (6-5, F, 6.1, 7.4); Mike Childs (6-5, F, 4.9, 2.3)
Top Newcomers: Kenny Goodlow (5-7, Jr, G); Bobby Russ (6-8, Jr, F); Race McCleery (6-5, Jr, F); Michael Johnson (6-2, Jr, G)

SERIES INFORMATION

Series Record: UK leads 2-0
First Meeting: 1979-80
Last Game: 1980-81 UKIT — UK 91, UAA 56
Series Record in Lexington: UK leads 1-0
Series Record in Anchorage: UK leads 1-0
Series at Other Sites: N/A
Coach Abegglen's Record vs. Kentucky: 0-0

1987-88 ROSTER

Name	Pos.	Ht.	Wt.	Yr.	Hometown/HS
Carl Benion	F	6-6	190	JR	New Orleans, LA (McDonogh)
Scott Blajeski	F	6-3	195	SO	Kaukauna, WI (Kaukauna)
Joe Brinkerhoff	G	5-10	150	JR	Fillmore, UT (Millard)
Mike Childs	F	6-5	190	JR	Anchorage (East)
Michael Johnson	G	6-2	170	JR	Stockton, CA (Edison)
Mike Killpatrick	F	6-5	212	SO	Anchorage (West)
Mike Liggon	G	5-7	147	JR	Anchorage (East)
Race McCleery	F	6-5	190	JR	Woods Cross, UT (Woods Cross)
Averian Parrish	F	6-5	230	SR	Las Vegas, NV (Clark)
Vern Robateau	G	6-3	160	JR	Eagle River (Chugiak)
Bobby Russ	F	6-8	230	JR	Oakland, CA (Skyline)
Paul Schoenborn	G	6-0	175	SO	Anchorage (East)
Jeff Sheedy	F	6-5	205	SR	Oswego, IL (Oswego)

THE OPPONENTS

VANDERBILT

GAME 8 — DEC. 31 — RUPP ARENA — LEXINGTON — 8:00 P.M. (ESPN)
GAME 16 — JAN. 27 — MEMORIAL GYMNASIUM — NASHVILLE, TENN. — 8:30 P.M. (ET)

GENERAL INFORMATION

Location: Nashville, Tennessee
Enrollment: Undergraduate 5,322; Total 8,968
Founded: 1873
Chancellor: Joe B. Wyatt
Conference: Southeastern
Nickname: Commodores
Colors: Black and Gold
Arena: Memorial Gymnasium
Capacity: 15,626
Press Row Phone: (615) 320-0436
Athletics Director: Roy Kramer
Office Phone: (615) 322-4831
Sports Information Director: Lew Harris
Office Phone: (615) 322-4121
Home Phone: (615) 356-6190
Basketball Contact: Assistant SID Tony Neely
Office Phone: (615) 322-4121
Home Phone: (615) 883-9146
SID Mailing Address: Vanderbilt Athletic Dept.
P. O. Box 120158
Nashville, TN 37212



C.M. Newton



Will Perdue

COACHING STAFF

Head Coach: Charles Martin "C.M." Newton (Kentucky, 1952)
Record at Vanderbilt: 90-90 (6 years)
Career Record: 470-350 (30 years)
Basketball Office Phone: (615) 322-6530
Best Time to Reach Coach: 10-12 Noon
Assistant Coaches: John Bostick (Florence State, 1957); Ed Martin (North Carolina A&T, 1951); Mike Petrone (Austin Peay, 1969); Mark Elliott (Vanderbilt, 1980)

COMMODORE OUTLOOK

1986-87 Record: 18-16
Conference Record and Finish: 7-11 (T-8th)
1986-87 Post-Season Play: 0-1 SEC Tournament
Starters Lost: Glen Clem (6-6, F, 5.5, 3.6); Steve Reece (6-9, F, 3.8, 2.7)
Starters Returning: Will Perdue (7-0, C, 17.4, 8.7); Barry Goheen (6-3, G, 12.3, 3.7); Barry Booker (6-3, G, 11.9, 2.4)
Top Newcomers: Fred Benjamin (6-11, 235, C); Steve Grant (6-7, 200, F); Scott Laughinghouse (6-2, 170, G); Charles Mayes (6-7, 196, F)

1987-88 SCHEDULE

Nov. 20	**SOVIET UNION NATIONAL TEAM** (Exhibition)
Nov. 27	**HAWAII**
Nov. 30	**LEHIGH**
Dec. 5	**NORTH CAROLINA**
Dec. 8	at Indiana
Dec. 19	**OHIO UNIVERSITY**
Dec. 21	**MOREHEAD STATE**
Dec. 28-29	**MUSIC CITY INVITATIONAL TOURNAMENT** (Cornell, East Carolina, Miami-Ohio, Vanderbilt)
Dec. 31	at Kentucky
Jan. 6	**LOUISIANA STATE**
Jan. 9	at Tennessee
Jan. 13	**MISSISSIPPI**
Jan. 16	**ALABAMA**
Jan. 20	**GEORGIA**
Jan. 23	at Auburn
Jan. 27	**KENTUCKY**
Jan. 30	**FLORIDA**
Feb. 3	**MISSISSIPPI STATE**
Feb. 6	at Louisiana State
Feb. 10	**TENNESSEE**
Feb. 13	**MISSISSIPPI**
Feb. 17	at Alabama
Feb. 20	at Georgia
Feb. 24	**AUBURN**
Feb. 27	at Notre Dame
Mar. 2	at Florida
Mar. 5	at Mississippi State
Mar. 9-12	**SEC TOURNAMENT**

SERIES INFORMATION

Series Record: UK leads 98-29
First Meeting: 1911-1912
Last Game: 1986-87, Lexington — UK 65, VU 54
Series Record in Lexington: UK leads 52-12
Series Record in Nashville: UK leads 42-14
Series at Other Sites: UK leads 4-3
Coach Newton's Record vs. Kentucky: 7-30

1987-88 ROSTER

Name	No.	Pos.	Ht.	Wt.	Yr.	Hometown
Fred Benjamin	55	C	6-11	235	FR	Manhattan, NY (Millbrook)
Barry Booker	4	G	6-3	180	JR	Franklin, TN (Battle Ground Academy)
Scott Draud	13	G	6-2	170	SO	Crestview Hills, KY (Ft. Thomas Highlands)
Barry Goheen	12	G	6-3	170	JR	Calvert City, KY (Marshall County)
Steve Grant	31	F	6-7	200	FR	Marietta, GA (Sprayberry)
Frank Kornet	34	F	6-8	220	JR	Lexington, KY (Catholic)
Scott Laughinghouse	20	G	6-2	170	FR	Huntsville, AL (Johnson)
Charles Mayes	40	F	6-7	196	FR	Nashville, TN (Montgomery Bell Academy)
Will Perdue	32	C	7-0	240	SR	Merritt Island, FL (Merritt Island)
Eric Reid	52	F	6-9	210	SO	Macon, GA (Central)
Chip Rupp	21	F	6-7	190	SO	Lexington, KY (Henry Clay)
Derrick Wilcox	3	G	5-11	165	SO	Louisville, KY (Pleasure Ridge Park)

THE OPPONENTS

GEORGIA

GAME 9 — JAN. 2 — THE OMNI — ATLANTA, GA — 7:00 P.M. (ESPN)
GAME 26 — MAR. 2 — RUPP ARENA — LEXINGTON — 8:00 P.M. (SEC-TV)

GENERAL INFORMATION

Location: Athens, Georgia
Enrollment: 24,900
Founded: 1785
President: Dr. Charles Knapp
Conference: Southeastern
Nickname: Bulldogs
Colors: Red and Black
Arena: Georgia Coliseum
Capacity: 11,200
Press Row Phone: (404) 542-8052
Athletics Director: Vince Dooley
Office Phone: (404) 542-1307
Sports Information Director: Claude Felton
Office Phone: (404) 542-1621
Home Phone: (404) 543-3910
Basketball Contact: Norm Reilly
Office Phone: (404) 542-1621
Home Phone: (404) 546-6811
SID Mailing Address: Sports Information
Univ. of Georgia Athletic Assn.
P. O. Box 1472
Athens, GA 30613

COACHING STAFF

Head Coach: Hugh Durham (Florida State, 1959)
Record at Georgia: 164-108 (9 years)
Career Record: 394-203 (21 years)
Basketball Office Phone: (404) 542-1432
Best Time to Reach Coach: 9-11 a.m.
Assistant Coaches: Tevester Anderson (Arkansas AM&N, 1962); Larry Gay (Florida State, 1973)



Hugh Durham



Willie Anderson

BULLDOG OUTLOOK

1986-87 Record: 18-12
Conference Record and Finish: 10-8 (T-3rd)
1986-87 Post-Season Play: 0-1 NCAA 1st Round
Starters Lost: Dennis Williams (6-4, G, 15.7, 4.9); Chad Kessler (6-8, F, 12.0, 6.0)
Starters Returning: Willie Anderson (6-7, Sr, G, 15.9, 4.1); Eric Burdette (6-8, So, C, 5.6, 5.3); Derrick Kirce (6-6, So, F, 4.2, 3.4)
Top Newcomers: Elmore Spencer (6-11, 260, Fr, C); Neville Austin (6-10, 205, Fr, F); Rod Cole (6-4, 175, Fr, G); Jody Patton (6-4, 175, Fr, G)

1987-88 SCHEDULE

Nov. 27-28	**at LOUISIANA TIP-OFF CLASSIC** (SW Louisiana, Southern, Belhaven)
Dec. 2	**VALDOSTA STATE**
Dec. 5	at Georgia Tech
Dec. 12	**UNC-ASHEVILLE**
Dec. 14	at Augusta College
Dec. 18-20	**at SUNTORY BALL** (Ala.-Birm., New Orleans)
Dec. 23-25	**at CHAMINADE CHRISTMAS CLASSIC** (Chaminade, Dayton, LaSalle, Okla., Va.)
Dec. 29	**BAPTIST COLLEGE**
Jan. 2	**KENTUCKY**
Jan. 6	at Alabama
Jan. 9	at Florida
Jan. 13	**AUBURN**
Jan. 16	**LSU**
Jan. 20	at Vanderbilt
Jan. 23	at Mississippi State
Jan. 27	**OLE MISS**
Feb. 3	at Tennessee
Feb. 6	**ALABAMA**
Feb. 10	**FLORIDA**
Feb. 13	at Auburn
Feb. 17	at LSU
Feb. 20	**VANDERBILT**
Feb. 24	**MISSISSIPPI STATE**
Feb. 27	at Ole Miss
Mar. 2	at Kentucky
Mar. 5	**TENNESSEE**
Mar. 10-13	**SEC TOURNAMENT**

SERIES INFORMATION

Series Record: UK leads 73-14
First Meeting: 1920-21
Last Game: 1986-87, Athens — UG 79, UK 71
Series Record in Lexington: UK leads 37-2
Series Record in Athens: UK leads 21-9
Series at Other Sites: UK leads 15-3
Coach Durham's Record vs. Kentucky: 6-16

1987-88 ROSTER

Name	No.	Pos.	Ht.	Wt.	Yr.	Hometown
Willie Anderson	40	G	6-7	190	SR	Atlanta, GA (East Atlanta)
Neville Austin		F-C	6-10	205	FR	Auburn, AL (Auburn)
Milt Blakley	10	G	5-8	165	SR	Greenville, SC (Anderson J.C.)
Eric Burdette	4	F-C	6-8	220	SO	Greensboro, GA (Greene-Taliaferro)
Rod Cole		G	6-4	175	FR	Conyers, GA (Rockdale County)
Patrick Hamilton	14	G	6-2	175	JR	Gainesville, GA (Gainesville)
Mike Harron	23	G	6-2	175	SO	Atlanta, GA (Marist)
Alec Kessler	33	F-C	6-9	220	SO	Roswell, GA (Roswell)
Derrick Kirce	30	F	6-6	215	SO	Sarasota, FL (Booker)
Toney Mack	21	F	6-5	200	JR	Tampa, FL (Brandon)
Jody Patton		G	6-4	185	FR	Tifton, GA (Tift County)
Elmore Spencer		C	6-11	260	FR	Atlanta, GA (Washington)

THE OPPONENTS

MISSISSIPPI STATE



GAME 10 — JAN. 6 — RUPP ARENA — LEXINGTON — 7:30 P.M. (UKTV-DELAYED)
GAME 19 — FEB. 6 — HUMPHREY COLISEUM — STARKVILLE, MISS. — 4:00 P.M. — (SEC-TV)

GENERAL INFORMATION

Location: Mississippi State
Enrollment: 12,600
Founded: 1878
President: Dr. Donald W. Zacharias
Conference: Southeastern
Nickname: Bulldogs
Colors: Maroon And White
Arena: Humphrey Coliseum
Capacity: 10,000
Press Row Phone:
Athletics Director: TBA
Office Phone: (601) 325-2703
Sports Information Director: Joe Dier
Office Phone: (601) 325-2703
Home Phone: (601) 324-0639
SID Mailing Address: MSU Sports Information
P. O. Drawer 5308
Mississippi State, Mississippi 39762



Richard Williams



Greg Lockhart

COACHING STAFF

Head Coach: Richard Williams
Record at Mississippi: 7-21 (1 year)
Career Record: 7-21
Basketball Office Phone: (601) 325-3800
Assistant Coaches: Duane Reboul, Julius Smith, John Brady

BULLDOGS OUTLOOK

1986-87 Record: 7-21
Conference Record and Finish: 3-16
1986-87 Post-Season Play: None
Starters Lost: Hubert Henderson (F, 14.9, 9.1); Anthony Blakley (C, 11.7, 6.0); Tracy Taylor (G, 6.8, 1.7); Mark Peters (G-F, 3.3, 2.0)
Starters Returning: Reginald Boykin (6-3, Jr, G, 7.9, 3.8); Robert Woodard (6-3, So, G-F, 5.8, 2.9); Greg Lockhart (6-2, Jr, G, 8.2, 1.9); Clyde Tables (6-5, Jr, F, 3.6, 3.2)
Top Newcomers: Chancellor Nichols (6-9, 220, Fr, F); Greg Carter (6-6, 180, Fr, F); Todd Merritt (6-7, 205, Fr, F)

1987-88 SCHEDULE

Nov. 28	**CHRISTIAN BROTHERS COLLEGE**
Dec. 2	at Rice University
Dec. 5	**WESTERN NEW MEXICO**
Dec. 9	**EAST TENNESSEE STATE**
Dec. 12	**MERCER UNIVERSITY**
Dec. 16	at McNeese State
Dec. 19	at Southeastern Louisiana
Dec. 27-30	at Rainbow Classic
Jan. 6	at Kentucky
Jan. 9	**ALABAMA**
Jan. 13	**FLORIDA**
Jan. 16	at Auburn
Jan. 20	at Mississippi
Jan. 23	**GEORGIA**
Jan. 27	**TENNESSEE**
Jan. 30	at LSU
Feb. 3	at Vanderbilt
Feb. 6	**KENTUCKY**
Feb. 10	at Alabama
Feb. 13	at Florida
Feb. 17	**AUBURN**
Feb. 20	**MISSISSIPPI**
Feb. 24	at Georgia
Feb. 27	at Tennessee
Mar. 2	**LSU**
Mar. 5	**VANDERBILT**
Mar. 10-13	**SEC TOURNAMENT**

SERIES INFORMATION

Series Record: UK leads 63-11
First Meeting: 1920-21
Last Game: 1986-87 — UK 50, MSU 36
Series Record in Lexington: UK leads 31-3
Series Record in Starkville: UK leads 23-7
Series at Other Sites: UK leads 9-1
Coach Williams' Record vs. Kentucky: 0-2

1987-88 ROSTER

Name	No.	Pos.	Ht.	Wt.	Yr.	Hometown
Reginald Boykin	12	G	6-3	185	JR	Tunica, MS (Rosa Fort)
Greg Carter	23	G	6-6	200	FR	Forest, MS (Forest)
Chris Clark	54	F-C	6-9	225	FR	Minford, OH (Valley Local)
Joe Courtney	42	F-C	6-8	215	FR	Jackson, MS (Callaway)
Chris Hall	11	G	6-3	185	JR	Cleburne, TX (Cleburne)
Doug Hartsfield	20	G	6-1	180	FR	Utica, MS (Utica)
Keith Kelly	22	F	6-7	210	SO	Slidell, LA (Slidell)
Greg Lockhart	15	G	6-2	170	JR	Memphis, TN (East)
Walt McKellar	44	F	6-6	210	JR	Senatobia, MS (Northwest J.C.)
Todd Merritt	30	F	6-8	210	FR	Albany, GA (Dougherty)
Carl Nichols	33	C	6-8	215	FR	Fayette, MS (Jefferson Co.)
Chancellor Nichols	34	F	6-8	225	FR	Jackson, MS (Forest Hill)
Clyde Tables	21	G	6-5	205	JR	Hickory Flat, MS (Hickory Flat)
Robert Woodard	25	G	6-4	200	SO	Houlka, MS (Haulka)

THE OPPONENTS

AUBURN

GAME 11 — JAN. 9 — RUPP ARENA — LEXINGTON — 8:00 P.M. (ESPN)
GAME 20 — FEB. 10 — MEMORIAL COLISEUM — AUBURN, ALA. — 8:30 P.M. (ET)



GENERAL INFORMATION

Location: Auburn, Alabama
Enrollment: 19,350
Founded: 1856
President: Dr. James E. Martin (Auburn '54)
Conference: Southeastern
Nickname: Tigers
Colors: Burnt Orange & Navy Blue
Arena: Memorial Coliseum
Capacity: 12,500
Press Row Phone: (205) 826-2907
Athletics Director: Pat Dye
Office Phone: (205) 826-4750, ext. 200
Sports Information Director: David Housel
Office Phone: (205) 826-4750, ext. 250
Home Phone: (205) 887-7618
Basketball Contact: John Lewandowski
Office Phone: (205) 826-4750
Home Phone: (205) 826-7396
SID Mailing Address: Sports Information Office
Auburn Athletic Dept.
P. O. Box 351
Auburn, AL 36831-0351



Sonny Smith



Chris Morris

1987-88 SCHEDULE

Nov. 23	**MARATHON OIL**
Dec. 1	at UNLV
Dec. 7	**UT-MARTIN**
Dec. 11-12	at ILLINI-CLASSIC (Auburn, San Jose State, Illinois-Chicago, Illinois)
Dec. 16	**MERCER**
Dec. 21	**MISSOURI-KANSAS CITY**
Dec. 29-30	at COTTON STATES CLASSIC (Auburn, Villanova, William & Mary, Georgia Tech)
Jan. 6	**FLORIDA**
Jan. 9	at Kentucky
Jan. 13	at Georgia
Jan. 16	**MISS. STATE**
Jan. 20	at Tennessee
Jan. 23	**VANDERBILT**
Jan. 27	**ALABAMA**
Jan. 30	at Ole Miss
Feb. 3	**LSU**
Feb. 6	at Florida
Feb. 10	**KENTUCKY**
Feb. 13	**GEORGIA**
Feb. 17	at Miss. State
Feb. 20	**TENNESSEE**
Feb. 24	at Vanderbilt
Feb. 27	at Alabama
Mar. 2	**OLE MISS**
Mar. 5	at LSU
Mar. 10-13	**SEC TOURNAMENT**

COACHING STAFF

Head Coach: Sonny Smith
Record at Auburn: 145-124 (9 years)
Career Record: 175-147 (11 years)
Basketball Office Phone: (205) 826-4750, ext. 251
Best Time to Reach Coach: 8-9:30 a.m.
Assistant Coaches: Lawrence Johnson (Emory & Henry '60), Otis Johnson (Stetson '79), Jay Nidiffer (Lincoln Memorial '58)

TIGERS OUTLOOK

1986-87 Record: 18-13
Conference Record and Finish: 9-9 SEC (5th)
1986-87 Post-Season Play: 1-1 in NCAA tournament
Starters Lost: Frank Ford (6-4, G-F, 12.9, 6.0); Gerald White (6-1, G, 7.6, 2.4)
Starters Returning: Jeff Moore (6-7, Sr, C-F, 17.4, 9.5); Mike Jones (6-7, Jr, F, 15.8, 7.2); Chris Morris (6-8, Sr, F, 13.5, 7.3)
Top Newcomers: Zane Arnold (6-7, 210, Fr, F); Chris Brandt (6-7, 205, Fr, F); Keenan Carpenter (6-2, 180, Jr, G); Matt Geiger (6-11, 200, Fr, C); Dustin Hester (6-3, 180, Fr, G); Pete McBee (6-2, 170, Fr, G); John Walker (6-8, 210, Fr, F); David Williams (6-6, 190, Fr, G-F)

SERIES INFORMATION

Series Record: UK leads 57-13
First Meeting: 1919-20
Last Game: 1986-87, SEC —AU 79, UK 72
Series Record in Lexington: UK leads 35-1
Series Record in Auburn: UK leads 16-10
Series at Other Sites: UK leads 6-2
Coach Smith's Record vs. Kentucky: 5-17

1987-88 ROSTER

Name	No.	Pos.	Ht.	Wt.	Yr.	Hometown
Zane Arnold	42	F	6-7	210	FR	Birmingham, AL (Parker)
Chris Brandt	44	F	6-7	205	FR	Auburn, AL (Auburn)
Keenan Carpenter	30	G	6-2	180	JR	Rutherfordton, NC (R.S. Central)
John Caylor	22	F	6-7	200	SO	Talbott, TN (Morriston West)
Derrick Dennison	24	G	6-4	180	SO	Atlanta, GA (Douglass)
Matt Geiger	25	C	6-11	200	FR	Clearwater, FL (Countryside)
Dustin Hester	20	G	6-3	180	FR	Crestview, FL (Crestview)
Terrance Howard	10	G	6-1	170	SR	Macon, GA (Southwest)
Mike Jones	13	F	6-7	220	JR	Columbus, GA (Oak Hill Academy, Va.)
Rob Jones	21	G	6-2	165	SR	Sylvania, AL (Sylvania)
Johnny Lynn	14	G	6-2	180	SR	Hendersonville, TN (Beech)
Pete McBee	23	G	6-2	170	FR	Columbia, TN (Columbia Central)
Jeff Moore	40	C-F	6-7	240	SR	Birmingham, AL (Midfield)
Chris Morris	34	F	6-8	210	SR	Atlanta, GA (Douglass)
John Walker	33	F	6-8	210	FR	Ft. Pierce, FL (Ft. Pierce Central)
David Williams	11	G-F	6-6	190	FR	Washington, D.C. (Eastern)

THE OPPONENTS

ALABAMA

GAME 12 — JAN. 13 — MEMORIAL COLISEUM — TUSCALOOSA — 10:00 P.M. — (ET)
GAME 21 — FEB. 13 — RUPP ARENA — LEXINGTON 1:00 P.M. — (SEC-TV)

GENERAL INFORMATION

Location: Tuscaloosa, Alabama
Enrollment: 16,000
Founded: 1831
President: Dr. Joab Thomas
Conference: Southeastern
Nickname: Crimson Tide
Colors: Crimson and White
Arena: Memorial Coliseum
Capacity: 15,043
Press Row Phone: (205) 348-6084
Athletics Director: Steve Sloan
Office Phone: (205) 348-3600
Sports Information Director: Wayne Atcheson
Office Phone: (205) 348-6084
Basketball Contact: J.D. Rutledge
Office Phone: (205) 348-8836
Home Phone: (205) 758-7208
SID Mailing Address: University of Alabama Sports Information
P.O. Box K
Tuscaloosa, AL 35487-9752



"Wimp" Sanderson



Michael Ansley

COACHING STAFF

Head Coach: Winfrey "Wimp" Sanderson (Florence State, 1959)
Record at Alabama: 155-66 (7 years)
Career Record: 155-66
Basketball Office Phone: (205) 348-4551
Best Time to Reach Coach: Noon - 1 p.m. Weekdays
Assistant Coaches: Kevin Gray (UT-Chattanooga, 1976); David Hobbs (Virginia Commonwealth, 1971); Gregg Polinsky (Northern Arizona, 1981)

CRIMSON TIDE OUTLOOK

1986-87 Record: 28-5
Conference Record and Finish: 16-2 (First place)
1986-87 Post-Season Play: WON SEC TOURNEY; 2-1 (NCAA)
Starters Lost: Derrick McKey (6-9, C, 18.6, 7.5); Jim Farmer (6-4, F, 16.5, 4.8); Terry Coner (6-3, G, 11.7, 2.7); Mark Gottfried (6-2, G, 10.3, 2.1)
Starters Returning: Michael Ansley (6-7, So, F, 11.7, 7.8)
Top Newcomers: Ernest Brown (6-1, Fr, G); Melvin Cheatum (6-8, Fr, F-C); Bryant Lancaster (6-3, Fr, G); Alvin Lee (6-1, Jr, G); Darby Rich (6-5, Fr, F); Kemble Smith (6-4, Fr, G); Gary Waites (6-2, Fr, G)

1987-88 SCHEDULE

Nov. 21	**ATHLETES IN ACTION**
Nov. 27	at HAWAII RAINBOW TOURNEY
Dec. 5	at Southern California
Dec. 9	at South Carolina
Dec. 12	**NORTHEAST LOUISIANA**
Dec. 19	**MONTANA STATE**
Dec. 21	**MISSISSIPPI VALLEY**
Dec. 23	at Arkansas
Dec. 28-29	at FLORIDA CITRUS BOWL TOURNAMENT
Jan. 2	**BAPTIST COLLEGE**
Jan. 6	**GEORGIA**
Jan. 9	at Mississippi State
Jan. 13	**KENTUCKY**
Jan. 16	at Vanderbilt
Jan. 20	at LSU
Jan. 23	**MISSISSIPPI**
Jan. 27	at Auburn
Jan. 30	**TENNESSEE**
Feb. 3	**FLORIDA**
Feb. 6	at Georgia
Feb. 10	**MISSISSIPPI STATE**
Feb. 13	at Kentucky
Feb. 17	**VANDERBILT**
Feb. 20	**LSU**
Feb. 24	at Mississippi
Feb. 27	**AUBURN**
Mar. 2	at Tennessee
Mar. 5	at Florida
Mar. 10-13	SEC TOURNAMENT

SERIES INFORMATION

Series Record: UK leads 77-26
First Meeting: 1922-23
Last Game: 1986-87, Tuscaloosa; UK 70, UA 69
Series Record in Lexington: UK leads 43-7
Series Record in Tuscaloosa: UK leads 21-14
Series at Other Sites: UK leads 13-5
Coach Sanderson's Record vs. Kentucky: 7-12

1987-88 ROSTER

Name	No.	Pos.	Ht.	Wt.	Yr.	Hometown
Michael Ansley	45	F	6-7	215	JR	Birmingham
Keith Askins	41	F	6-6	180	SO	Athens
Ernest Brown	11	G	6-1	170	FR	Birmingham
Melvin Cheatum	44	F	6-8	185	FR	Winnsboro, La.
William DeVaughn	52	C	6-9	225	SO	Birmingham
Craig Dudley	24	G	6-4	180	SR	Gadsden
Bryant Lancaster	21	G	6-3	180	FR	Fairfax
Alvin Lee	20	G	6-1	185	JR	Richmond, Va.
Darby Rich	42	F	6-5	185	FR	Greer, S.C.
Kemble Smith	23	G	6-4	200	JR	Brookport, Ill.
Gary Waites	12	G	6-2	170	FR	Decatur, Ga.

THE OPPONENTS

TENNESSEE

GAME 13 — JAN. 16 — RUPP ARENA — LEXINGTON — 1:00 P.M. (UKTV-DELAYED)
GAME 22 — FEB. 17 — THOMPSON-BOLING ARENA — KNOXVILLE — 8:00 P.M. (SEC-TV)

TENNESSEE

GENERAL INFORMATION

Location: Knoxville, Tennessee
Enrollment: 25,842
Founded: 1794
President: Dr. Edward J. Boling
Conference: Southeastern
Nickname: Volunteers
Colors: Orange and White
Arena: Thompson-Boling Arena
Capacity: 25,000
Press Row Phone: (615) 974-1146
Athletics Director: Doug Dickey
Office Phone: (615) 974-1206
Sports Information Director: Bud Ford
Office Phone: (615) 974-1215
Home Phone: (615) 922-1657
Basketball Contact: Mark Whitworth
Office Phone: (615) 974-1212
SID Mailing Address: University of Tennessee
Athletic Dept., P.O. Box 47
Knoxville, Tennessee 37901



Don DeVoe



Dyron Nix

COACHING STAFF

Head Coach: Don DeVoe (Ohio State, 1964)
Record at Tennessee: 169-113 (9 years)
Career Record: 286-183 (16 years)
Basketball Office Phone: (615) 974-1206
Assistant Coaches: Coleman Crawford (North Alabama, 1975); Dean Lockwood (Spring Arbor, 1982); Fred Bryan (Alabama, 1976)

VOLUNTEER OUTLOOK

1986-87 Record: 14-15
Conference Record and Finish: 7-11 (Tie for Eighth)
1986-87 Post-Season Play:
Starters Lost: Tony White (6-2, Sr, G, 24.5, 3.3); Fred Jenkins (6-4, Sr, G, 11.0, 3.1)
Starters Returning: Dyron Nix (6-7, Jr, F, 14.1, 10.1); Elvin Brown (6-5, Jr, F, 10.7, 4.3); Doug Roth (6-11, Jr, C, 9.7, 6.9)
Top Newcomers: Greg Bell (6-2, Fr, G); Clarence Swearengen (6-3, Jr, G); Ronnie Reese (6-8, Fr, F); Rickey Clark (6-5, Fr, G); Taro Knight (6-3, Fr, G)

1987-88 SCHEDULE

Dec. 3	**MARQUETTE**
Dec. 12	at Southern California
Dec. 17	**WESTERN CALIFORNIA**
Dec. 19	**FLORIDA STATE**
Dec. 21	**OHIO UNIVERSITY**
Dec. 23	**FURMAN**
Dec. 28-29	**VOLUNTEER CLASSIC** (Colorado St., Pepperdine, Army, Tennessee)
Jan. 6	**MISSISSIPPI**
Jan. 9	**VANDERBILT**
Jan. 13	at LSU
Jan. 16	at Kentucky
Jan. 17	at Illinois
Jan. 20	**AUBURN**
Jan. 23	**FLORIDA**
Jan. 27	at Mississippi State
Jan. 30	at Alabama
Feb. 3	**GEORGIA**
Feb. 6	at Mississippi
Feb. 10	at Vanderbilt
Feb. 13	**LSU**
Feb. 17	**KENTUCKY**
Feb. 20	at Auburn
Feb. 24	at Florida
Feb. 27	**MISSISSIPPI STATE**
Mar. 2	**ALABAMA**
Mar. 5	at Georgia
Mar. 10-13	SEC TOURNAMENT

SERIES INFORMATION

Series Record: UK leads 107-54
First Meeting: 1909-10
Last Game: 1986-87 Lexington — UK 91, UT 84
Series Record in Lexington: UK leads 62-13
Series Record in Knoxville: UK 36, UT 36
Series at Other Sites: UK leads 9-5
Coach DeVoe's Record vs. Kentucky: 10-9

1987-88 ROSTER

Name	No.	Pos.	Ht.	Wt.	Yr.	Hometown/HS
Greg Bell	23	G	6-2	175	FR	Belle, WV (DuPont)
Elvin Brown	44	F	6-5	195	JR	St. Thomas, Vir. Isl. (Elizabethton)
Rickey Clark	24	G	6-5	190	FR	Lithonia, GA (Lithonia)
Chris Davis	10	G	5-11	164	SO	Richmond Hill, GA (Richmond Hill)
Mark Griffin	33	F	6-8	210	JR	Union City (Union City)
Ron Hausley	14	G	6-4	200	SR	Marion, NC (McDowell)
Travis Henry	25	G	6-3	170	JR	Knoxville (Karns)
Taro Knight	21	G	6-3	175	FR	Tarboro, NC (Tarboro)
Ian Lockhart	51	F	6-7	229	SO	Nassau, Bah. (Nassau Christian Acd.)
Dyron Nix	31	F	6-7	205	JR	Ft. Walton Beach, FL (Ft. Walton)
Ronnie Reese	34	F	6-8	191	FR	Franklin, VA (Franklin)
Anthony Richardson	20	F	6-6	195	SR	Goldsboro, NC (Goldsboro)
Doug Roth	50	C	6-11	255	JR	Knoxville, TN (Karns)
Russ Spivey	22	G	6-2	175	JR	McMinnville (Warren Co.)
Clarence Swearengen	11	G	6-3	170	JR	Memphis (Connors State College)

THE OPPONENTS

FLORIDA

GAME 14 — JAN. 20 — RUPP ARENA — LEXINGTON — 8:00 P.M. (SEC-TV)
GAME 23 — FEB. 20 — O'CONNELL CENTER — GAINESVILLE — 2:30 P.M. — (NBC-TV)

GENERAL INFORMATION

Location: Gainesville, Florida
Enrollment: 35,700
Founded: 1853
President: Marshall Criser
Conference: Southeastern
Nickname: Gators
Colors: Orange and Blue
Arena: Stephen C. O'Connell Center
Capacity: 12,000
Press Row Phone: (904) 392-2434
Athletics Director: Bill Arnsparger
Office Phone: (904) 329-0664, ext. 249
Sports Information Director: John Humenik
Office Phone: (904) 392-0664 (ext. 223), 392-0641
Home Phone: (904) 377-1908
Basketball Contact: Dean Diltz
Office Phone: (904) 392-0664 (ext. 223), 392-0641
Home Phone: (904) 335-4210
SID Mailing Address: University of Florida Sports Info. Dept.
P.O. Box 14485
Gainesville, Florida 32604

COACHING STAFF

Head Coach: Norm Sloan (North Carolina State, 1951)
Record at Florida: 191-169 (13 years)
Career Record: 583-370 (34 years)
Basketball Office Phone: (904) 392-0664, ext. 285
Best Time to Reach Coach: 9:00-11:30 a.m. Weekdays
Associate Head Coach: Monte Towe (North Carolina State, 1975)
Assistant Coaches: Kenny McCraney (Florida, 1982); Phil Weber (North Carolina State, 1984); Danny Sheldon (Florida, 1985)



Norm Sloan



Vernon Maxwell

1987-88 SCHEDULE

Nov. 13	**ATHLETES IN ACTION**
Nov. 21-28	at BIG APPLE NIT
Dec. 3	at Southern Methodist
Dec. 12	**FLORIDA STATE**
Dec. 16	**OHIO STATE**
Dec. 21	**SOUTH FLORIDA**
Dec. 29-30	at FIESTA BOWL CLASSIC Florida, Duke, Arizona, Michigan St.
Jan. 2	at Pittsburgh
Jan. 4	**TOWSON STATE**
Jan. 6	at Auburn
Jan. 9	**GEORGIA**
Jan. 13	at Mississippi State
Jan. 16	**MISSISSIPPI**
Jan. 20	at Kentucky
Jan. 23	at Tennessee
Jan. 27	**LOUISIANA STATE**
Jan. 30	at Vanderbilt
Feb. 3	at Alabama
Feb. 6	**AUBURN**
Feb. 10	at Georgia
Feb. 13	**MISSISSIPPI STATE**
Feb. 15	at Miami
Feb. 17	at Mississippi
Feb. 20	**KENTUCKY**
Feb. 24	**TENNESSEE**
Mar. 2	**VANDERBILT**
Mar. 5	**ALABAMA**
Mar. 6	at Louisiana State
Mar. 10-13	SEC TOURNAMENT

GATORS OUTLOOK

1986-87 Record: 23-11
Conference Record and Finish: 12-6 (Second place)
1986-87 Post-Season Play: 2-1 (NCAA)
Starters Lost: Andrew Moten (6-0, G, 16.0, 3.3); Joe Lawrence (6-6, F, 8.3, 2.9); Melven Jones (6-5, F, 6.0, 3.8)
Starters Returning: Vernon Maxwell (6-4, G, Sr, 21.7, 3.7); Dwayne Schintzius (7-2, C, So, 10.9, 6.1); Chris Capers (6-6, F, Jr, 8.3, 4.9)
Top Newcomers: Livingston Chatman (6-8, F, Fr); Dwayne Davis (6-7, F, Fr); Tony Williams (6-8, F, Jr); Wyndel Jenkins (5-10, G, Fr)

SERIES INFORMATION

Series Record: UK leads 54-15
First Meeting: 1926-27
Last Game: 1986-87 Gainesville — UF 74, UK 56
Series Record in Lexington: UK leads 25-3
Series Record in Gainesville: UK leads 21-10
Series at Other Sites: UK leads 8-2
Coach Sloan's Record vs. Kentucky: 5-22

1987-88 ROSTER

Name	No.	Pos.	Ht.	Wt.	Yr.	Hometown/HS
Patrick Aaron	10	G	6-5	180	SO	Montgomery, AL (Jeff Davis)
Chris Capers	22	F	6-6	190	JR	Jacksonville, FL (Ribault)
Livingston Chatman	32	F	6-8	230	FR	Lakeland, FL (Kathleen)
Dwayne Davis	50	F	6-7	215	FR	St. Petersburg, FL (Dixie Hollins)
Damon Dragotis	4	G	6-0	165	JR	Minneapolis, MN (DeLaSalle)
Stephen Edelson	20	G	5-10	166	JR	LaGrange, GA (LaGrange)
Bill Gurley	52	F	6-9	220	JR	Dickinson, TX (Dickinson)
Wyndel Jenkins	13	G	5-10	160	FR	Hawthorne, FL (Hawthorne)
Pat Lawrence	3	F	6-7	195	SR	Crestview, FL (Crestview)
Clifford Lett	23	G	6-3	175	JR	Pensacola, FL (Pensacola)
Kenny McClary	21	F	6-8	230	SR	Ft. Lauderdale, FL (Ft. Lauderdale, FL)
Vernon Maxwell	11	G	6-4	180	SR	Gainesville, FL (Buchholz)
Ronnie Montgomery	00	G	6-0	170	SR	Jacksonville, FL (Ribault)
Dwayne Schintzius	33	C	7-2	245	SO	Brandon, FL (Brandon)
Tony Williams	34	F	6-8	230	JR	Baden, PA (Freedom)

THE OPPONENTS

LSU

GAME 15 — JAN. 23 — ASSEMBLY CENTER — BATON ROUGE — 2:00 P.M. — (CBS-TV)
GAME 24 — FEB. 24 — RUPP ARENA — LEXINGTON — 8:00 P.M. — (SEC-TV)

GENERAL INFORMATION

Location: Baton Rouge, Louisiana
Enrollment: 25,319
Founded: 1860
President: Dr. Allen A. Copping
Conference: Southeastern
Nickname: Fighting Tigers
Colors: Purple and Gold
Arena: Assembly Center
Capacity: 14,236
Press Row Phone: (504) 388-8226
Athletics Director: Joe Dean
Office Phone: (504) 388-6606
Sports Information Director: Jamie Kimbrough
Office Phone: (504) 388-8226
Home Phone: (504) 766-8656
Basketball Contact: Ed Atlas
Home Phone: (504) 767-2165
SID Mailing Address: LSU Sports Information
P.O. Drawer V
Baton Rouge, LA 70894-9008



Dale Brown



Ricky Blanton

COACHING STAFF

Head Coach: Dale Brown (Minot State, 1957)
Record at LSU: 281-167 (15 years)
Career Record: 281-167
Basketball Office Phone: (504) 388-8217
Best Time to Reach Coach: Weekdays before noon Central Time
Assistant Coaches: Ron Abernathy (Morehead State, 1972); Craig Carse (Bethany, 1978); Johnny Jones (LSU, 1985)

TIGER OUTLOOK

1986-87 Record: 24-15
Conference Record and Finish: 8-10 (Tied for sixth)
1986-87 Post-Season Play: 3-1 (NCAA)
Starters Lost: Anthony Wilson (6-4, G, 16.6, 3.6); Nikita Wilson (6-8, C, 15.6, 7.0); Oliver Brown (6-6, F, 7.5, 7.3)
Starters Returning: Darryl Joe (6-1, G, 8.6, 2.9); Bernard Woodside (6-6, F, 6.9, 4.0)
Top Newcomers: Lyle Mouton (6-4, 210, Fr, G); Kyle McKenzie (6-2, 165, Fr, G); Wayne Sims (6-7, 240, Fr, F, Redshirt)

1987-88 SCHEDULE

Dec. 4	**LSU INVITATIONAL TOURNAMENT** LSU, Centenary, Nicholls St., Southern
Dec. 12	**MARYLAND**
Dec. 16	at Georgia Tech
Dec. 19	at Arkansas State
Dec. 22	**SOUTHWEST TEXAS STATE**
Dec. 28-29	at UNLV-BUD LIGHT CLASSIC
Jan. 6	at Vanderbilt
Jan. 9	at Mississippi
Jan. 11	**OKLAHOMA**
Jan. 13	at Tennessee
Jan. 15	at Georgia
Jan. 20	**ALABAMA**
Jan. 23	**KENTUCKY**
Jan. 27	at Florida
Jan. 30	**MISSISSIPPI STATE**
Feb. 3	at Auburn
Feb. 6	**VANDERBILT**
Feb. 10	**MISSISSIPPI**
Feb. 13	**TENNESSEE**
Feb. 17	**GEORGIA**
Feb. 20	at Alabama
Feb. 24	at Kentucky
Mar. 2	at Mississippi State
Mar. 5	**AUBURN**
Mar. 6	**FLORIDA**
Mar. 10-13	SEC TOURNAMENT

SERIES INFORMATION

Series Record: UK leads 56-15
First Meeting: 1932-33
Last Game: 1986-87, Baton Rouge; LSU 65, UK 52
Series Record in Lexington: UK leads 27-3
Series Record in Baton Rouge: UK leads 19-10
Series at Other Sites: UK leads 10-2
Coach Brown's Record vs. Kentucky: 14-20

1987-88 ROSTER

Name	No.	Pos.	Ht.	Wt.	Yr.	Hometown/HS
Ricky Blanton	33	F	6-7	215	JR	Miami, Fla. (Killian)
N. Bukumirovich	20	G	6-4	185	SR	Belgrade, Yugoslavia (Medical)
Parker Griffith	10	G	5-11	176	SO	Huntsville, Ala. (Huntsville)
Fess Irvin	4	G	6-0	165	SO	Gonzales, La. (East Ascension)
Darryl Joe	12	G	6-1	178	SR	Dallas, Texas (South Oak Cliff—Panola JC)
Zoran Jovanovich	45	C	7-1	263	JR	Belgrade, Yugoslavia (Fifth)
Lyle Mouton	21	G	6-4	210	FR	Lafayette, La. (St. Thomas More)
Ben McDonald	42	F	6-7	205	SO	Denham Springs, La. (Denham Springs)
Kyle McKenzie	14	G	6-2	165	FR	Cincinnati, Ohio (Sycamore)
Wayne Sims	44	F	6-7	240	FR	DeRidder, La. (DeRidder)
Jose Vargas	43	C	6-9	227	SR	LaRomana, Dom. Rep. (Evangelico Cen.)
Bernard Woodside	30	F	6-6	200	SR	Hempstead, N.Y. (St. Agnes Cathedral)

THE OPPONENTS

NOTRE DAME

GAME 17 — JAN. 31 — FREEDOM HALL — LOUISVILLE — 1:30 P.M. (ABC-TV)

GENERAL INFORMATION

Location: Notre Dame, IN
Enrollment: 9,500
Founded: 1842
President: Rev. Edward A. Malloy
Conference: Independent
Nickname: Fighting Irish
Colors: Gold and Blue
Arena: Athletic and Convocation Center
Capacity: 11,418
Press Row Phone: (219) 239-5309
Athletics Director: Eugene F. Corrigan
Office Phone: (219) 239-6107
Sports Information Director: Roger O. Valdiserri
Office Phone: (219) 239-7516
Home Phone: (219) 277-0695
Basketball Contact: John E. Heisler
Home Phone: (219) 277-3523
SID Mailing Address: University of Notre Dame
Notre Dame, IN 46556



"Digger" Phelps



David Rivers

1987-88 SCHEDULE

Nov. 19	**ZADAR (YUGOSLAVIA)**
Dec. 1	at Indiana
Dec. 5	at Louisville
Dec. 8	**BOSTON UNIVERSITY**
Dec. 10	**PRAIRIE VIEW A & M**
Dec. 12	at DePaul
Dec. 19	**VALPARAISO**
Dec. 28	**ST. JOSEPH'S (IND.)**
Dec. 30	at St. Bonaventure
Jan. 2	at LaSalle
Jan. 3	at Lafayette
Jan. 9	at Marquette
Jan. 13	**YALE**
Jan. 16	**DEPAUL**
Jan. 21	**PENN**
Jan. 23	**KANSAS**
Jan. 27	**BUTLER**
Jan. 31	at Kentucky (Louisville)
Feb. 2	**MARYLAND**
Feb. 7	at Duke
Feb. 10	**FORDHAM**
Feb. 14	**UCLA**
Feb. 16	at Rutgers
Feb. 18	**DAYTON**
Feb. 22	**CREIGHTON**
Feb. 27	**VANDERBILT**
Mar. 5	**MARQUETTE**
Mar. 7	**HARDIN-SIMMONS**
Mar. 12	at Dayton

COACHING STAFF

Head Coach: Richard "Digger" Phelps (Rider, 1963)
Record at Notre Dame: 324-146 (16 years)
Career Record: 350-149 (17 years)
Basketball Office Phone: (219) 239-5222
Best Time to Reach Coach: Contact SID
Assistant Coaches: John Shumate (Notre Dame, 1974); Matt Kilcullen (Herbert H. Lehman, 1976); Jeff Nix (Canisius, 1980)

FIGHTING IRISH OUTLOOK

1986-87 Record: 24-8
1986-87 Post-Season Play: 2-1 (NCAA)
Starters Lost: Scott Hicks (6-3, Sr, G, 11.0, 4.1); Donald Royal (6-8, Sr, F, 15.8, 7.0)
Starters Returning: David Rivers (6-0, Sr, G, 15.7, 163); Gary Voce (6-9, Sr, C, 4.7, 6.3); Mark Stevenson (6-6, Jr, F, 10.6, 4.0)
Top Newcomers: Tim Singleton (G, 6-1, 170); Keith Robinson (F, 6-9, 200); Kevin Ellery (F, 6-6, 215)

SERIES INFORMATION

Series Record: UK leads 30-14
First Meeting: 1928-29
Last Game: 1982-83, South Bend — UK 58, ND 45
Series Record in Lexington: UK leads 2-0
Series Record in South Bend: ND leads 7-2
Series at Other Sites: UK leads 26-7
Coach Phelps' Record vs. Kentucky: 2-10

1987-88 ROSTER

Name	No.	Pos.	Ht.	Wt.	Yr.	Hometown
Sean Conner	33	F	6-7	205	JR	Zeigler, IL (Zeigler-Royalton)
Kevin Ellery		F	6-6	215	FR	Springfield, KY (Washington County)
Joe Fredrick	3	G	6-4	180	SO	Cincinnati, OH (Greenhills)
Jamere Jackson	40	G	6-2	195	SO	Peoria, IL (Manual)
Tony Jackson	34	F	6-6	205	SO	Weston, CT (Weston)
Chris Nanni	11	G	5-11	165	SR	Akron, NY (Akron)
Steve Nicgorski	20	F	6-7	200	SR	South Bend, IN (St. Joseph's)
Scott Paddock	43	C	6-9	235	SO	Plantation, FL (Plantation South)
David Rivers	4	G	6-0	180	SR	Jersey City, NJ (St. Anthony's)
Keith Robinson		F	6-9	200	SO	Buffalo, NY (Cleveland)
Tim Singleton		G	6-1	170	FR	New Orleans, LA (Carver)
Michael Smith	32	G	6-3	185	JR	South Bend, IN (LaSalle)
Mark Stevenson	24	G-F	6-6	210	JR	Philadelphia, PA (Roman Catholic)
Gary Voce	54	C	6-9	250	SR	Queens, NY (Tolentine)

THE OPPONENTS

OLE MISS

GAME 18 — FEB. 3 — RUPP ARENA — LEXINGTON — 7:30 P.M. (UKTV-DELAYED)
GAME 27 — MAR. 5 — TAD SMITH COLISEUM — OXFORD, MISS. — 8:30 P.M. (ET)



GENERAL INFORMATION

Location: Oxford, Mississippi
Enrollment: 10,452
Founded: 1848
Chancellor: Dr. R. Gerald Turner
Conference: Southeastern
Nickname: Rebels
Colors: Cardinal Red and Navy Blue
Arena: C.M. "Tad" Smith Coliseum
Capacity: 9,000
Press Row Phone:
Athletics Director: Warner Alford
Office Phone: (601) 232-7241
Sports Information Director: Langston Rogers
Office Phone: (601) 232-7522
Home Phone: (601) 236-3535
Basketball Contact: Charles Bloom
Office Phone: (601) 232-7509

SID Mailing Address: Ole Miss Sports Information
P. O. Box 217
University, MS 38677

COACHING STAFF

Head Coach: Ed Murphy (Hardin-Simmons, 1964)
Record at Ole Miss: 15-14 (1 year)
Career Record: 159-97 (9 years)
Basketball Office Phone: (601) 232-7534
Best Time to Reach Coach:
Assistant Coaches: Jimmy Adams (Memphis State, 1968); Maurice Harrell (King College, 1976); Lawrence Smithmier (Tennessee-Martin, 1969); Tim Hall (Arkansas Tech, 1982)



Ed Murphy



Roderick Barnes

REBEL OUTLOOK

1986-87 Record: 15-14
Conference Record and Finish: 8-10 (T-6th)
1986-87 Post-Season Play: 0-1 in NIT
Starters Lost: Joe Ayers (6-5, F, 13.7, 3.9); Eric Smith (6-6, F, 13.2, 8.0); Ronnie Sims (6-9, C, 10.8, 5.4)
Starters Returning: Roderick Barnes (6-1, Sr, G, 11.6, 2.9); Charles Prater (6-4, Sr, G, 12.0, 5.2)
Top Newcomers: Greg Jones (6-5, Fr, F); Tim Jumper (6-3, Fr, G); Mike Paul (6-8, Jr, F-C); Johnny Payton (6-1, Jr, G); Greg Turner (6-5, Fr, F); Edgar Ward (6-6, Fr, F)

1987-88 SCHEDULE

Nov. 19	**SPIRIT EXPRESS** (Exh.)
Nov. 27-28	**MCI BALTIMORE HARBOR CLASSIC** (Ole Miss, Maryland, St. Joseph's, Xavier of Ohio)
Dec. 1	**KENTUCKY STATE**
Dec. 7	at Southeastern Louisiana
Dec. 9	at Arkansas
Dec. 12	**TULSA**
Dec. 19	**BAPTIST CHRISTIAN** Shreveport, La.)
Dec. 27-28	at SUGAR BOWL CLASSIC (Ole Miss, Temple, New Orleans, Southern U)
Jan. 6	at Tennessee
Jan. 9	**LSU**
Jan. 13	**VANDERBILT**
Jan. 16	at Florida
Jan. 20	**MISSISSIPPI STATE**
Jan. 23	at Alabama
Jan. 27	at Georgia
Jan. 30	**AUBURN**
Feb. 3	at Kentucky
Feb. 6	**TENNESSEE**
Feb. 10	at LSU
Feb. 13	at Vanderbilt
Feb. 17	**FLORIDA**
Feb. 20	at Mississippi State
Feb. 24	**ALABAMA**
Feb. 27	**GEORGIA**
Mar. 2	at Auburn
Mar. 5	**KENTUCKY**
Mar. 9-12	**SEC TOURNAMENT**

SERIES INFORMATION

Series Record: UK leads 70-6
First Meeting: 1924-25
Last Game: 1986-87, Lexington — UK 64, UM 63
Series Record in Lexington: UK leads 45-1
Series Record in Oxford: UK leads 18-4
Series at Other Sites: UK leads 7-1
Coach Murphy's Record vs. Kentucky: 1-1

1987-88 ROSTER

Name	No.	Pos.	Ht.	Wt.	Yr.	Hometown
Bo Allen	41	F	6-8	200	SO	Memphis, TN (Memphis University)
Roderick Barnes	12	G	6-1	160	SR	Satartia, MS (Bentonia)
Greg Jones	32	F	6-5	180	FR	Munford, TN (High)
Tim Jumper	22	G	6-3	180	FR	Baldwyn, MS (High)
Ronnie Miller	23	G	6-2	170	SR	Hernando, MS (NW Mississippi JC)
Sean Murphy	21	C	6-11	220	FR	Oxford, MS (Cleveland)
Mike Paul	44	F-C	6-8	215	JR	Crete, IL (North Arkansas CC)
Johnny Payton	11	G	6-1	170	JR	New Albany, MS (NE Mississippi JC)
Charles Prater	34	G-F	6-4	180	SR	Columbus, OH (NE Oklahoma A&M)
Greg Turner	31	F	6-5	200	FR	Memphis, TN (Central)
Edgar Ward	35	F	6-6	205	FR	Chicago, IL (St. Francis De Sales)

THE OPPONENTS

SYRACUSE

GAME 25 — FEB. 28 — RUPP ARENA — LEXINGTON — 2:30 P.M. — (CBS-TV)

GENERAL INFORMATION

Location: Syracuse, New York
Enrollment: 12,000
Founded: 1870
Chancellor: Melvin Eggers
Conference: Big East
Nickname: Orangemen
Colors: Orange
Arena: Carrier Dome
Capacity: 33,000
Press Row Phone: (315) 423-4241
Athletics Director: Jake Crouthamel
Office Phone: (315) 423-2384
Sports Information Director: Larry Kimball
Office Phone: (315) 423-2608
Home Phone: (315) 637-8716
SID Mailing Address: Manley Field House
Syracuse University
Syracuse, New York 13244-5020



Jim Boeheim



Rony Seikaly

COACHING STAFF

Head Coach: Jim Boeheim (Syracuse, 1966)
Record at Syracuse: 261-84 (11 years)
Career Record: 261-84 (11 years)
Basketball Office Phone: (315) 423-2082
Best Time to Reach Coach: 11 a.m.-Noon, 1:00-2:30 p.m.
Assistant Coaches: Bernie Fine (Syracuse, 1967); Wayne Morgan (St. Lawrence, 1973); Barry Copeland (Central Michigan, 1977)

1987-88 SCHEDULE

Nov. 21	at Tipoff Classic North Carolina (Springfield, MA)
Nov. 27-30	At Alaska Shootout U. of Alaska
Dec. 4-5	**CARRIER CLASSIC** (Fordham, TCU, South Flordia)
Dec. 7	**CORNELL**
Dec. 12	at Canisius
Dec. 17	**ST. BONAVENTURE**
Dec. 21	**U. OF TEXAS-SAN ANTONIO**
Dec. 28	**MOREHEAD STATE**
Jan. 2	**SIENA**
Jan. 5	at Boston College
Jan. 9	**SETON HALL**
Jan. 11	at Villanova
Jan. 16	**CONNECTICUT**
Jan. 18	**BOSTON COLLEGE**
Jan. 24	**GEORGETOWN**
Jan. 27	at Seton Hall
Jan. 31	**MICHIGAN**
Feb. 2	**PROVIDENCE**
Feb. 6	at St. John's
Feb. 10	at Pittsburgh
Feb. 13	at Georgetown
Feb. 17	**ST. JOHN'S**
Feb. 20	at Connecticut
Feb. 25	at Providence
Feb. 28	at Kentucky
Mar. 1	**VILLANOVA**
Mar. 6	**PITTSBURGH**
Mar. 10-13	**BIG EAST TOURNAMENT**

ORANGEMAN OUTLOOK

1986-87 Record: 31-7
Conference Record and Finish: 12-4 (Tie for First Place)
1986-87 Post-Season Play: 5-1 (NCAA)
Starters Lost: Greg Monroe (6-3, G, 12.9, 2.5); Howard Triche (6-5, F, 11.8, 4.8)
Starters Returning: Rony Seikaly (6-11, Sr, C, 15.1, 8.2); Sherman Douglas (6-0, Jr, G, 17.3, 2.6); Derrick Coleman (6-9, So, F, 11.9, 88)
Top Newcomers: Earl Duncan (6-3, 195, So, G)

SERIES INFORMATION

Series Record: UK leads 4-0
First Meeting: 1950-51
Last Game: 1978-79 UKIT — UK 94, SU 87
Series Record in Lexington: UK leads 2-0
Series Record in Syracuse: N/A
Series at Other Sites: UK leads 2-0
Coach Boeheim's Record vs. Kentucky: 0-1

1987-88 ROSTER

Name	No.	Pos.	Ht.	Wt.	Yr.	Hometown/HS
Derek Brower	30	F-C	6-9	240	SR	N. Babylon, NY (N. Babylon)
Derrick Coleman	44	F	6-9	225	SO	Detroit, MI (Northern)
Sherman Douglas	20	G	6-0	170	Jr.	Washington, DC (Springarn)
Earl Duncan	14	G	6-3	195	SO	Los Angeles, CA (Santa Monica)
Herman Harried	33	F	6-7	210	JR	Baltimore, MD (Dunbar)
Keith Hughes	43	F	6-7	210	SO	Carteret, NJ (Carteret)
Matt Roe	21	G	6-5	185	SO	Manlius, NY (Fayetteville-Manlius)
Erik Rogers	41	C	6-11	210	SO	Temple City, CA (Temple City)
Rony Seikaly	4	C	6-11	240	SR	Athens, Greece (American School)
Stephen Thompson	32	G-F	6-4	180	SO	Los Angeles, CA (Crenshaw)

THE OPPONENTS

THE CATS ON THE ROAD

1987-88 Basketball Headquarters

INDIANA — DECEMBER 5, 1987
Embassy Suites - Indianapolis
110 Washington St., 46204
317/635-1000

GEORGIA — JANUARY 2, 1988
Hyatt Regency Atlanta - Atlanta
Peachtree Center, 30371
404/577-1234

ALABAMA — JANUARY 13, 1988
Sheraton Capstone Inn - Tuscaloosa
Paul W. Bryant Drive, 35402
205/752-3200

LSU — JANUARY 23, 1988
Embassy Suites - Baton Rouge
4914 Constitution Avenue, 70808
504/924-6566

VANDERBILT — JANUARY 27, 1988
Hyatt Regency Nashville - Nashville
623 Union Street, 37209
615/259-1234

NOTRE DAME — JANUARY 31, 1988
Executive Inn - Louisville
830 Phillips Lane, 40209
502/367-6161



MISSISSIPPI STATE — FEBRUARY 6, 1988
Holiday Inn - Starkville
Highway 12 at Montgomery Street, 39759
601/323-6161

AUBURN — FEBRUARY 10, 1988
Auburn Conference Center & Lodge - Auburn
1577 S. College Street, 36830
205/821-7001

TENNESSEE — FEBRUARY 17, 1988
Holiday Inn World's Fair - Knoxville
525 Henley Street, 47902
615/522-2800

FLORIDA — FEBRUARY 20, 1988
Holiday Inn West - Gainesville
7417 N. W. 8th Avenue, 32605
904/332-7500

OLE MISS — MARCH 5, 1988
Holiday Inn - Oxford
400 N. Lamar, 38655
601/234-3031



1986-87 Season



1986-87 SEASON

FINAL 1986-87 STATISTICS (29 Games)
UNIVERSITY OF KENTUCKY WILDCATS
18-11 Overall; 10-8 SEC (Tied for 3rd); 13-2 Home; 5-6 Away; 0-3 Neutral

G	GS	Min	Avg	FG	FGA	Pct	3PT	3PTA	Pct	FT	FTA	Pct	Reb	Avg	PF	D	Ast	TO	Blk	Stl	Pts	Avg
Chapman, Rex																						
29	28	962	33.2	173	390	44.4	68	176	38.6	50	68	73.5	66	2.3	55	2	103	70	15	36	464	16.0
Davender, Ed																						
29	29	987	34.0	160	357	44.8	15	59	25.4	107	145	73.8	88	3.0	64	1	101	77	1	47	442	15.2
Madison, Richard																						
29	24	943	32.5	109	197	55.3	-	1	-	46	79	58.2	216	7.4	70	3	38	51	6	16	264	9.1
Blackmon, James																						
29	28	833	28.7	90	197	45.7	33	88	37.5	32	58	55.2	89	3.1	69	1	67	43	6	50	245	8.4
Lock, Robert																						
29	26	635	21.9	91	161	56.5	-	-	-	35	71	49.3	155	5.3	95	3	12	55	31	16	217	7.5
Miller, Derrick																						
29	-	383	13.2	55	141	39.0	35	81	43.2	6	14	42.9	56	1.9	32	-	18	22	3	8	151	5.2
Thomas, Irving																						
29	8	466	16.1	37	75	49.3	-	1	-	22	47	46.8	86	3.0	83	5	22	48	6	18	96	3.3
Andrews, Paul																						
24	2	327	13.6	19	39	48.7	1	2	50.0	6	8	75.0	37	1.5	25	-	18	18	-	9	45	1.9
Jenkins, Cedric																						
23	-	242	10.5	10	29	34.5	-	-	-	15	18	83.3	49	2.1	34	1	7	11	8	5	35	1.5
Shigg, Terry																						
4	-	8	2.0	1	4	25.0	-	-	-	-	-	-	3	.8	-	-	-	-	-	-	2	.5
Scott, Mike																						
9	-	31	3.4	2	5	40.0	-	-	-	-	-	-	5	.6	3	-	1	1	1	1	4	.4
Bruce, Steve																						
4	-	8	2.0	-	2	-	-	1	-	-	1	-	2	.5	1	-	-	-	-	-	-	-
Team																						
29	-	-	-	-	-	-	-	-	-	-	-	-	51	1.8	-	-	-	2	-	-	-	-
Wildcats																						
29	**-**	**5825**	**200.0**	**747**	**1597**	**46.8**	**152**	**409**	**37.2**	**319**	**509**	**62.7**	**903**	**31.1**	**531**	**16**	**387**	**398**	**77**	**206**	**1965**	**67.8**
Opponents																						
29	**-**	**5825**	**200.0**	**737**	**1550**	**47.5**	**83**	**228**	**36.4**	**387**	**545**	**71.0**	**963**	**33.2**	**532**	**23**	**381**	**458**	**72**	**183**	**1944**	**67.0**

UK FINAL SOUTHEASTERN CONFERENCE BASKETBALL STATISTICS (18 Games)

G	GS	Min	Avg	FG	FGA	Pct	3PT	3PTA	Pct	FT	FTA	Pct	Reb	Avg	PF	D	Ast	TO	Blk	Stl	Pts	Avg
Chapman, Rex																						
18	18	595	33.1	100	242	41.3	37	105	35.2	31	41	75.6	41	2.3	36	1	68	48	9	22	268	14.9
Davender, Ed																						
18	18	613	34.1	92	216	42.6	8	32	25.0	59	79	74.7	48	2.7	41	-	61	59	1	22	251	13.9
Madison, Richard																						
18	17	586	32.6	78	132	59.1	-	-	-	22	40	55.0	131	7.3	42	2	17	33	3	11	178	9.9
Blackmon, James																						
18	17	530	29.4	59	127	46.5	24	59	40.7	19	33	57.6	55	3.1	39	-	38	24	4	31	161	8.9
Lock, Robert																						
18	18	390	21.7	48	90	53.3	-	-	-	19	39	48.7	97	5.4	56	1	8	40	19	8	115	6.4
Miller, Derrick																						
18	-	208	11.6	27	81	33.3	18	47	38.3	2	5	40.0	28	1.6	16	-	11	9	1	2	74	4.1
Jenkins, Cedric																						
17	-	195	11.5	9	24	37.5	-	-	-	15	18	83.3	37	2.2	26	1	4	11	6	5	33	1.9
Thomas, Irving																						
18	1	247	13.7	14	35	40.0	-	1	-	6	17	35.3	40	2.2	47	3	8	26	3	6	34	1.9
Andrews, Paul																						
17	1	230	13.5	12	25	48.0	1	1	100.0	3	4	75.0	30	1.8	18	-	12	13	-	3	28	1.6
Scott, Mike																						
7	-	29	4.1	2	5	40.0	-	-	-	-	-	-	4	.6	3	-	1	1	1	1	4	.6
Bruce, Steve																						
1	-	1	1.0	-	-	-	-	-	-	-	-	-	-	-	-	-	-	-	-	-	-	-
Shigg, Terry																						
1	-	1	1.0	-	-	-	-	-	-	-	-	-	-	-	-	-	-	-	-	-	-	-
Team																						
18	-	-	-	-	-	-	-	-	-	-	-	-	38	2.1	-	-	-	-	-	-	-	-
Wildcats																						
18	**-**	**3625**	**201.0**	**441**	**977**	**45.1**	**88**	**245**	**35.9**	**176**	**276**	**63.8**	**549**	**30.5**	**324**	**8**	**228**	**264**	**47**	**111**	**1146**	**63.7**
Opponents																						
18	**-**	**3625**	**201.0**	**455**	**935**	**48.7**	**52**	**147**	**35.4**	**234**	**337**	**69.4**	**589**	**32.7**	**307**	**12**	**245**	**276**	**47**	**115**	**1196**	**66.4**

1986-87 SEASON

UNIVERSITY OF KENTUCKY SCHEDULE

Date	Record	UK	Opp	Opponent	Margin	Top Scorer	Top Rebounder	Attendance
Nov. 29	1- 0	71	69	Austin Peay	2	20 Davender, Ed	6 Madison, Richard	22,630 (H)
Dec. 02	2- 0	66	60	Texas Tech	6	23 Davender, Ed	7 Thomas, Irving	21,805 (H)
Dec. 06	2- 1	66	71	Indiana	-5	26 Chapman, Rex	10 Thomas, Irving	17,232 (A)
Dec. 13	3- 1	71	56	Lamar	15	16 Davender, Ed	7 Madison, Richard	23,123 (H)
Dec. 19	4- 1	75	59	Iona	16	19 Lock, Rob	11 Lock, Rob	22,723 (H)
Dec. 20	5- 1	81	69	Boston	12	26 Chapman, Rex	15 Madison, Richard	23,240 (H)
Dec. 27	6- 1	85	51	Louisville	34	26 Chapman, Rex	17 Madison, Richard	19,513 (A)
Dec. 30	6- 2	65	69	Georgia	-4	16 Davender, Ed	9 Madison, Richard	20,053 (H-L'ville)
Jan. 03	7- 2	63	60	Auburn	3	24 Chapman, Rex	11 Lock, Rob	12,347 (A)
Jan. 07	7- 3	55	69	Alabama	-14	15 Madison, Richard	7 Madison, Richard	23,220 (H)
Jan. 10	7- 4	68	75	Tennessee	-7	29 Davender, Ed	8 Madison, Richard	12,700 (A)
Jan. 12	8- 4	57	49	Mississippi State	8	16 Chapman, Rex	8 Lock, Rob	4,714 (A)
Jan. 14	9- 4	67	62	Florida	5	16 Chapman, Rex	13 Lock, Rob	23,215 (H)
Jan. 18	9- 5	41	76	Louisiana State	-35	14 Blackmon, James	6 Blackmon, James	23,285 (H)
Jan. 21	10- 5	71	65	Vanderbilt	6	16 Davender, Ed	6 Madison, Richard	15,626 (A)
Jan. 25	11- 5	80	69	Navy	11	22 Chapman, Rex	6 Madison, Richard	23,275 (H)
Jan. 29	11- 6	65	76	Ole Miss	-11	23 Chapman, Rex	13 Madison, Richard	5,915 (A)
Jan. 31	12- 6	50	36	Mississippi State	14	18 Blackmon, James	7 Madison, Richard	22,831 (H)
Feb. 04	13- 6	75	71	Auburn	4	27 Blackmon, James	7 Lock, Rob	23,100 (H)
Feb. 07	14- 6	70	69	Alabama	1	29 Davender, Ed	8 Madison, Richard	15,043 (A)
Feb. 11	15- 6	91	84	Tennessee	7	26 Chapman, Rex	10 Madison, Richard	23,002 (H)
Feb. 14	15- 7	56	74	Florida	-18	22 Davender, Ed	6 Lock, Rob	12,018 (A)
Feb. 19	16- 7	65	54	Vanderbilt	11	19 Chapman, Rex	11 Madison, Richard	23,013 (H)
Feb. 21	16- 8	52	65	Louisiana State	-13	24 Chapman, Rex	7 Lock, Rob	10,782 (A)
Feb. 25	16- 9	71	79	Georgia	-8	15 Davender, Ed	7 Madison, Richard	11,200 (A)
Feb. 28	17- 9	64	63	Ole Miss	1	19 Davender, Ed	9 Madison, Richard	23,265 (H)
Mar. 01	18- 9	75	74	Oklahoma	1	21 Davender, Ed	12 Madison, Richard	23,991 (H)
Mar. 06	18-10	72	79	Auburn	-7	17 Chapman, Rex	6 Madison, Richard	13,279 (SEC)
Mar. 13	18-11	77	91	Ohio State	-14	23 Davender, Ed	5 Lock, Rob	15,128 (NCAA)





1986-87 SEASON

INDIVIDUAL SUPERLATIVES

UNIVERSITY OF KENTUCKY			BY AN OPPONENT		
2 Point Goals	12 —	DAVENDER, ED	vs. Alabama	17 —	Robinson, David OF Navy
3 Point Goals	6 —	CHAPMAN, REX	vs. Auburn	5 —	Wilson, Anthony OF LSU
2 Point Attempts	23 —	DAVENDER, ED	vs. Tennessee	22 —	Gulley, J. OF Lamar
					Robinson, David OF Navy
3 Point Attempts	11 —	CHAPMAN, REX	vs. Louisiana State	10 —	Maxwell, V OF Florida
Free Throws	10 —	MADISON, RICHARD	vs. Boston	12 —	Hendricks, P. OF Boston
		DAVENDER, ED	vs. Tennessee		
Free Throws Attempted	14 —	DAVENDER, ED	vs. Tennessee	15 —	Hendricks, P. OF Boston
Offensive Rebounds	8 —	MADISON, RICHARD	vs. Oklahoma	9 —	Gulley, J. OF Lamar
					Perdue, W. OF Vanderbilt
Defensive Rebounds	11 —	MADISON, RICHARD	vs. Boston	11 —	Nix, D. OF Tennessee
		MADISON, RICHARD	vs. Louisville		
Total Rebounds	17 —	MADISON, RICHARD	vs. Louisville	17 —	Nix, D. OF Tennessee
Assists	8 —	DAVENDER, ED	vs. Auburn	10 —	Coner, T. OF Alabama
					Coner, T. OF Alabama
Turnovers	8 —	DAVENDER, ED	vs. Florida	10 —	Hicks, M. OF Austin Peay
Blocked Shots	4 —	LOCK, ROB	vs. Auburn	10 —	Robinson, David OF Navy
Steals	6 —	DAVENDER, ED	vs. Austin Peay	5 —	Brown, Oliver OF LSU
		BLACKMON, JAMES	vs. Tennessee		Morris, C. OF Auburn
Minutes Played	42 —	DAVENDER, ED	vs. Tennessee	45 —	Brown, E. OF Tennessee
					Roth, D. OF Tennessee
Total Points	29 —	DAVENDER, ED	vs. Tennessee	45 —	Robinson, David OF Navy
		DAVENDER, ED	vs. Alabama		

TEAM SEASON HIGHS

UNIVERSITY OF KENTUCKY			BY AN OPPONENT	
2 Point Goals	30 —	Tennessee	31 —	Oklahoma
				Ohio State
3 Point Goals	11 —	Louisville	6 —	Boston
				LSU
				Vanderbilt
				Alabama
2 Point Attempts	62 —	Tennessee	63 —	Oklahoma
3 Point Attempts	28 —	Georgia	17 —	Florida
				Vanderbilt
Free Throws	27 —	Boston	29 —	Tennessee
Free Throws Attempted	41 —	Boston	36 —	Tennessee
Offensive Rebounds	19 —	Oklahoma	22 —	Vanderbilt
Defensive Rebounds	32 —	Florida	27 —	Florida
Total Rebounds	49 —	Florida	48 —	Vanderbilt
Fouls	29 —	Tennessee	31 —	Boston
Assists	23 —	Lamar	25 —	Florida
Turnovers	26 —	LSU	28 —	Austin Peay
Blocked Shots	6 —	Austin Peay	10 —	Navy
		Vanderbilt		
Steals	21 —	Austin Peay	13 —	Austin Peay
Total Points	91 —	Tennessee	91 —	Ohio State
Field Goal Percentage	63.8 —	Lamar	66.0 —	Ohio State
Free Throw Percentage	88.9 —	Alabama	93.8 —	Navy
3 Point Percentage	71.4 —	Indiana	100.0 —	Indiana
				Tennessee

TEAM SEASON LOWS

UNIVERSITY OF KENTUCKY			BY AN OPPONENT	
2 Point Goals	7 —	LSU	15 —	Boston
				Vanderbilt
3 Point Goals	2 —	Austin Peay	0 —	Georgia
		Texas Tech		Mississippi State
		Alabama		Navy
		Ole Miss		Mississippi State
				Georgia
2 Point Attempts	31 —	Mississippi State	32 —	Texas Tech
3 Point Attempts	4 —	Ole Miss	0 —	Georgia
Free Throws	5 —	Indiana	2 —	Mississippi State
		Mississippi State		
Free Throws Attempted	9 —	Tennessee	5 —	Mississippi State
		Alabama		
Offensive Rebounds	6 —	Austin Peay	7 —	Texas Tech
		Lamar		Boston
Defensive Rebounds	10 —	Texas Tech	14 —	Auburn
Total Rebounds	21 —	Texas Tech	24 —	Auburn
				Georgia
Fouls	9 —	Mississippi State	9 —	Tennessee
Assists	4 —	Auburn	6 —	Iona
				Mississippi State
Turnovers	6 —	Vanderbilt	8 —	Georgia
Blocked Shots	0 —	Tennessee	0 —	Boston
				Ohio State
Steals	2 —	Vanderbilt	2 —	Alabama
		Ole Miss		Mississippi State
				Vanderbilt
Total Points	41 —	LSU	36 —	Mississippi State
Field Goal Percentage	25.0 —	LSU	34.5 —	Vanderbilt
Free Throw Percentage	33.3 —	Indiana	40.0 —	Mississppi State
3 Point Percentage	20.0 —	Alabama	0.0 —	Georgia
				Mississippi State
				Navy
				Mississsippi State
				Georgia

1986-87 SEASON

GAME	FG	FGA	Pct	3PT	3PTA	PCT	FT	FTA	Pct	Reb	Ast	St	To	PF	D	Blk	Score
Austin Peay	25	63	39.7	5	7	71.4	14	17	82.4	38	11	13	28	23	0	2	69
KENTUCKY	**26**	**50**	**52.0**	**2**	**9**	**22.2**	**17**	**25**	**68.0**	**27**	**17**	**21**	**25**	**16**	**0**	**6**	**71**
Texas Tech	20	39	51.3	2	7	28.6	18	23	78.3	25	7	6	20	29	2	1	60
KENTUCKY	**22**	**43**	**51.2**	**2**	**6**	**33.3**	**20**	**32**	**62.5**	**21**	**14**	**7**	**14**	**23**	**1**	**2**	**66**
Indiana	25	48	52.1	3	3	100.0	18	23	78.3	29	16	5	15	17	0	2	71
KENTUCKY	**28**	**56**	**50.0**	**5**	**7**	**71.4**	**5**	**15**	**33.3**	**33**	**8**	**5**	**7**	**22**	**3**	**2**	**66**
Lamar	23	58	39.7	5	15	33.3	5	6	83.3	29	7	3	14	19	1	1	56
KENTUCKY	**30**	**47**	**63.8**	**5**	**15**	**33.3**	**6**	**12**	**50.0**	**27**	**23**	**11**	**11**	**10**	**0**	**2**	**71**
Iona	24	58	41.4	2	9	22.2	9	16	56.3	37	6	8	22	19	0	3	59
KENTUCKY	**30**	**65**	**46.2**	**7**	**14**	**50.0**	**8**	**16**	**50.0**	**39**	**17**	**8**	**14**	**19**	**1**	**4**	**75**
Boston	21	55	38.2	6	11	54.5	21	29	72.4	32	12	5	10	31	4	0	69
KENTUCKY	**25**	**54**	**46.3**	**4**	**13**	**30.8**	**27**	**41**	**65.9**	**45**	**7**	**3**	**9**	**21**	**1**	**3**	**81**
Louisville	21	58	36.2	1	8	12.5	8	15	53.3	33	13	4	12	13	0	4	51
KENTUCKY	**32**	**59**	**54.2**	**11**	**17**	**64.7**	**10**	**16**	**62.5**	**41**	**14**	**7**	**11**	**19**	**0**	**2**	**85**
Georgia	26	45	57.8	0	4	0.0	17	28	60.7	33	12	4	16	18	0	1	69
KENTUCKY	**25**	**62**	**40.3**	**9**	**28**	**32.1**	**6**	**11**	**54.5**	**31**	**12**	**8**	**12**	**22**	**1**	**1**	**65**
Auburn	26	63	41.3	2	15	13.3	6	10	60.0	32	11	6	14	20	1	1	60
KENTUCKY	**23**	**46**	**50.0**	**6**	**13**	**46.2**	**11**	**19**	**57.9**	**35**	**4**	**4**	**16**	**11**	**0**	**1**	**63**
Alabama	30	52	57.7	3	7	42.9	6	8	75.0	32	15	2	12	19	1	2	69
KENTUCKY	**20**	**51**	**39.2**	**4**	**19**	**21.1**	**11**	**18**	**61.1**	**23**	**13**	**3**	**9**	**15**	**0**	**1**	**55**
Tennessee	29	51	56.9	3	3	100.0	14	17	82.4	34	11	5	20	9	0	1	75
KENTUCKY	**28**	**59**	**47.5**	**6**	**11**	**54.5**	**6**	**9**	**66.7**	**22**	**8**	**5**	**17**	**18**	**0**	**0**	**68**
Mississippi State	17	42	40.5	0	5	0.0	15	21	71.4	35	7	2	18	15	1	1	49
KENTUCKY	**22**	**46**	**47.8**	**7**	**15**	**46.7**	**6**	**12**	**50.0**	**27**	**13**	**5**	**14**	**19**	**1**	**4**	**57**
Florida	24	68	35.3	4	17	23.5	10	20	50.0	33	13	10	11	27	3	2	62
KENTUCKY	**24**	**46**	**52.2**	**4**	**12**	**33.3**	**15**	**31**	**48.4**	**49**	**14**	**5**	**21**	**21**	**1**	**2**	**67**
LSU	30	57	52.6	6	9	66.7	10	12	83.3	36	19	12	20	16	0	5	76
KENTUCKY	**12**	**48**	**25.0**	**5**	**14**	**35.7**	**12**	**14**	**85.7**	**27**	**8**	**7**	**26**	**17**	**1**	**3**	**41**
Vanderbilt	26	52	50.0	6	17	35.3	7	12	58.3	30	19	2	14	15	0	5	65
KENTUCKY	**28**	**59**	**47.5**	**5**	**15**	**33.3**	**10**	**13**	**76.9**	**32**	**19**	**2**	**6**	**12**	**1**	**2**	**71**
Navy	27	59	45.8	0	8	0.0	15	16	93.8	39	19	3	19	19	2	10	69
KENTUCKY	**29**	**61**	**47.5**	**8**	**20**	**40.0**	**14**	**18**	**77.8**	**26**	**17**	**10**	**10**	**15**	**0**	**2**	**80**
Ole Miss	27	58	46.6	3	6	50.0	19	28	67.9	39	16	10	11	17	0	1	76
KENTUCKY	**25**	**57**	**43.9**	**6**	**16**	**37.5**	**9**	**15**	**60.0**	**33**	**13**	**2**	**15**	**23**	**1**	**3**	**65**
Mississippi State	17	46	37.0	0	3	0.0	2	5	40.0	25	6	8	19	17	1	2	36
KENTUCKY	**21**	**45**	**46.7**	**3**	**12**	**25.0**	**5**	**11**	**45.5**	**32**	**12**	**7**	**17**	**9**	**0**	**2**	**50**
Auburn	31	56	55.4	3	6	50.0	6	9	66.7	24	20	10	11	16	0	3	71
KENTUCKY	**31**	**54**	**57.4**	**7**	**13**	**53.8**	**6**	**10**	**60.0**	**25**	**21**	**6**	**15**	**10**	**0**	**4**	**75**
Alabama	26	50	52.0	6	13	46.2	11	15	73.3	27	10	8	16	12	0	1	69
KENTUCKY	**30**	**56**	**53.6**	**2**	**10**	**20.0**	**8**	**9**	**88.9**	**26**	**15**	**8**	**15**	**16**	**0**	**2**	**70**
Tennessee	26	47	55.3	3	8	37.5	29	36	80.6	36	11	6	25	25	3	5	84
KENTUCKY	**33**	**68**	**48.5**	**3**	**6**	**50.0**	**22**	**28**	**78.6**	**30**	**15**	**17**	**12**	**29**	**1**	**4**	**91**
Florida	27	53	50.9	3	10	30.0	17	20	85.0	41	25	3	13	14	0	2	74
KENTUCKY	**22**	**58**	**37.9**	**4**	**14**	**28.6**	**8**	**14**	**57.1**	**27**	**14**	**5**	**13**	**19**	**0**	**2**	**56**
Vanderbilt	19	55	34.5	4	11	36.4	12	27	44.4	48	9	5	18	21	0	1	54
KENTUCKY	**25**	**64**	**39.1**	**3**	**14**	**21.4**	**12**	**15**	**80.0**	**43**	**15**	**8**	**14**	**24**	**1**	**6**	**65**
Louisiana State	22	44	50.0	4	9	44.4	17	26	65.4	35	16	10	15	19	2	6	65
KENTUCKY	**19**	**54**	**35.2**	**4**	**14**	**28.6**	**10**	**17**	**58.8**	**34**	**9**	**6**	**17**	**24**	**0**	**2**	**52**
Georgia	29	47	61.7	0	0	0.0	21	26	80.8	24	14	4	8	12	0	4	79
KENTUCKY	**28**	**57**	**49.1**	**8**	**15**	**53.3**	**7**	**12**	**58.3**	**28**	**8**	**5**	**9**	**18**	**0**	**3**	**71**
Ole Miss	23	49	46.9	2	4	50.0	15	17	88.2	25	11	8	15	15	0	2	63
KENTUCKY	**25**	**47**	**53.2**	**2**	**4**	**50.0**	**12**	**18**	**66.7**	**25**	**15**	**8**	**16**	**17**	**0**	**5**	**64**
Oklahoma	33	68	48.5	2	5	40.0	6	10	60.0	44	11	5	12	17	0	1	74
KENTUCKY	**28**	**71**	**39.4**	**7**	**21**	**33.3**	**12**	**17**	**70.6**	**37**	**16**	**5**	**8**	**16**	**1**	**4**	**75**
Auburn	30	59	50.8	3	5	60.0	16	23	69.6	36	16	9	13	22	2	1	79
KENTUCKY	**28**	**56**	**50.0**	**5**	**19**	**26.3**	**11**	**24**	**45.8**	**35**	**11**	**7**	**11**	**22**	**0**	**2**	**72**
Ohio State	33	50	66.0	2	3	66.7	23	30	76.7	32	18	7	17	16	0	0	91
KENTUCKY	**28**	**58**	**48.3**	**8**	**23**	**34.8**	**13**	**17**	**76.5**	**23**	**15**	**11**	**14**	**24**	**1**	**1**	**77**
Opponents	737	1550	47.5	83	228	36.4	387	545	71.0	963	381	183	458	532	23	72	1944
KENTUCKY	**747**	**1597**	**46.8**	**152**	**409**	**37.2**	**319**	**509**	**62.7**	**903**	**387**	**206**	**398**	**531**	**16**	**77**	**1965**

1986-87 SEASON

Game 1
KENTUCKY 71, Austin Peay 69
November 29, 1986 — Rupp Arena

After a 32-4 dream season, Eddie Sutton's second year as coach of the Kentucky Wildcats almost began with a nightmare.

The Cats opened the year by squeaking past Austin Peay, 71-69.

UK appeared to have the game in hand with a 12-point lead midway through the second half but the comfortable margin vanished as the Governors stormed back to take a 68-69 lead with 39 seconds left.

The Wildcats were saved by sophomore Irv Thomas who tossed in a 12-foot jumper with 18 seconds left. A Paul Andrews free throw closed out the game scoring.

KENTUCKY 71	M	FG	FGA	FT	FTA	R	A	PF	TP
Chapman, Rex	32	7	11	2	2	2	6	1	18
Blackmon, James	18	1	1	2	6	1	2	4	4
Davender, Ed	27	8	14	4	4	2	2	3	20
Madison, Richard	37	4	10	0	0	6	2	2	8
Thomas, Irving	27	3	5	5	7	6	3	3	11
Miller, Derrick	16	0	3	0	0	0	1	0	0
Andrews, Paul	27	1	1	1	2	2	1	1	3
Lock, Rob	16	2	5	3	4	6	0	2	7
Team	0	0	0	0	0	2	0	0	0
Totals	**200**	**26**	**50**	**17**	**25**	**27**	**17**	**16**	**71**

Austin Peay 69	M	FG	FGA	FT	FTA	R	A	PF	TP
Armstrong, R.	40	3	6	2	2	4	2	4	8
Hicks, M.	34	5	15	0	0	4	2	3	10
Orr, E.	19	2	5	0	0	6	1	4	4
Thomas, B.	23	1	3	0	0	3	0	3	2
Bedford, D.	35	5	10	2	2	8	5	2	14
Brooks, V.	9	3	7	1	1	2	1	0	10
DeVoe, M.	9	1	3	0	0	2	0	4	2
Mitchell, L.	31	5	14	9	12	7	0	3	19
Team	0	0	0	0	0	2	0	0	0
Totals	**200**	**25**	**63**	**14**	**17**	**38**	**11**	**23**	**69**

KENTUCKY	**38**	**33**	**—**	**71**
Austin Peay	**33**	**36**	**—**	**69**

Shooting Percentages — KENTUCKY 52.0, Austin Peay 39.7; **Turnovers** — KENTUCKY 25, Austin Peay 28; **Technical Fouls** — KENTUCKY 1, Austin Peay 0; **Attendance** — 22,630; **Three Point Goals** — Chapman, Rex (2) Bedford, D. (2) Brooks, V. (3).

Game 2
KENTUCKY 66, Texas Tech 60
December 2, 1986 — Rupp Arena

It was another struggle, but once again Kentucky found a way to prevail as it downed Texas Tech 66-60. The victory raised the Cats record to a perfect 2-0.

The Cats led 32-22 at the half only to see the Red Raiders slice the deficit to 47-43. UK freshman Derrick Miller then buried two three-point bombs to turn back Tech and propel the Cats to victory.

Ed Davender led Kentucky scoring with 23. Miller hit on 4 of 4 from the field and finished with 10 points.

Sean Gay was high man for Texas Tech with 18 points.

KENTUCKY 66	M	FG	FGA	FT	FTA	R	A	PF	TP
Madison, Richard	34	3	4	2	6	2	2	3	8
Thomas, Irving	29	4	8	3	6	7	2	4	11
Chapman, Rex	29	1	8	2	2	0	2	2	4
Blackmon, James	34	1	5	4	4	3	3	4	6
Davender, Ed	31	7	10	9	12	1	3	1	23
Miller, Derrick	15	4	4	0	0	2	1	3	10
Andrews, Paul	13	0	0	0	0	1	0	1	0
Lock, Rob	15	2	4	0	2	3	1	5	4
Team	0	0	0	0	0	2	0	0	0
Totals	**200**	**22**	**43**	**20**	**32**	**21**	**14**	**23**	**66**

Texas Tech 60	M	FG	FGA	FT	FTA	R	A	PF	TP
Chism D.	15	3	3	0	1	2	2	5	6
Crowe, G.	32	1	3	2	2	2	0	2	4
Wojciechoski, K.	11	2	4	0	0	0	0	4	4
Owens, W.	20	0	2	9	10	1	0	5	9
Gay, S.	40	8	14	2	2	4	1	4	18
Nelson, M.	24	4	7	1	3	1	1	2	10
Keller, K.	31	0	2	0	0	8	3	1	0
Mason, J.	6	1	2	2	2	0	0	2	5
Henderson, R.	15	1	2	2	2	7	0	3	4
Barriere, B.	3	0	0	0	0	0	0	1	0
Lowe, W.	3	0	0	0	1	0	0	0	0
Totals	**200**	**20**	**39**	**18**	**23**	**25**	**7**	**29**	**60**

KENTUCKY	**32**	**34**	**—**	**66**
Texas Tech	**22**	**38**	**—**	**60**

Shooting Percentages — KENTUCKY 51.2, Texas Tech 51.3; **Turnovers** — KENTUCKY 14, Texas Tech 20; **Technical Fouls** — KENTUCKY 0, Texas Tech 0; **Attendance** — 21,805; **Three Point Goals** — Miller, Derrick (2) Nelson, M. (1) Mason J. (1)

Game 3
KENTUCKY 66, Indiana 71
December 6, 1986 — Assembly Hall — Bloomington

The Wildcats traveled to Bloomington and displayed a gutsy performance despite falling to the No. 3 ranked Hoosiers.

Freshman Rex Chapman kept the Cats close throughout by burning Indiana with 26 points. Derrick Miller and Irv Thomas tossed in 10 points each and Thomas pulled in 10 rebounds.

Indiana was paced by All-American guard Steve Alford who matched Chapman with 26 of his own. Dean Garrett pulled down 12 rebounds for the Hoosiers.

KENTUCKY 66	M	FG	FGA	FT	FTA	R	A	PF	TP
Thomas, Irving	28	5	7	0	2	10	1	5	10
Blackmon, James	33	2	3	0	3	4	2	5	4
Madison, Richard	36	2	6	0	0	5	1	2	4
Davender, Ed	29	2	9	2	2	3	4	5	6
Chapman, Rex	36	10	18	3	6	3	0	2	26
Andrews, Paul	10	1	3	0	0	0	0	1	2
Lock, Rob	14	2	4	0	0	5	0	2	4
Miller, Derrick	14	4	6	0	2	2	0	0	10
Team	0	0	0	0	0	1	0	0	0
Totals	**200**	**28**	**56**	**5**	**15**	**33**	**8**	**22**	**66**

Indiana 71	M	FG	FGA	FT	FTA	R	A	PF	TP
Thomas, D.	20	4	7	4	4	7	1	4	12
Smart, K.	23	2	6	0	0	1	1	1	5
Garrett, D.	39	6	11	1	4	12	1	3	13
Alford, S.	39	10	19	4	5	2	6	2	26
Hillman, J.	27	1	2	3	4	0	4	4	5
Eyl, S.	23	0	0	2	2	2	1	1	2
Smith, K.	18	1	1	4	4	2	1	2	6
Minor, D.	10	1	2	0	0	2	1	0	2
Meier, T.	1	0	0	0	0	0	0	0	0
Team	0	0	0	0	0	1	0	0	0
Totals	**200**	**25**	**48**	**18**	**23**	**29**	**16**	**17**	**71**

KENTUCKY	**30**	**36**	**—**	**66**
Indiana	**34**	**37**	**—**	**71**

Shooting Percentages — KENTUCKY 50.0, Indiana 52.1; **Turnovers** — KENTUCKY 7, Indiana 15; **Technical Fouls** — KENTUCKY 0, Indiana 0; **Attendance** — 17,232; **Three Point Goals** — Chapman, Rex (3) Miller, Derrick (2) Smart, K. (1) Alford, S. (2)

Game 4
KENTUCKY 71, Lamar 56
December 13, 1986 — Rupp Arena

Kentucky blistered the nets with 63.8 percent shooting and used a late game surge to clip the Cardinals 71-56.

Center James Gulley's 24 points kept Lamar in the game for the first 30 minutes until the Wildcats went on a 25-11 scoring tear to lead the rest of the game.

UK's center Rob Lock countered Gulley's effort, hitting 6 of 7 from the field. Lock joined three teammates in double figures with his 12-point performance.

Ed Davender led the Cats in scoring for the third time in four games with 16 points.

KENTUCKY 71	M	FG	FGA	FT	FTA	R	A	PF	TP
Chapman, Rex	33	3	6	0	0	1	6	0	8
Blackmon, James	27	6	9	1	2	4	5	3	13
Davender, Ed	34	5	11	5	7	6	5	1	16
Thomas, Irving	24	2	3	0	1	3	0	2	4
Lock, Rob	30	6	7	0	1	2	2	2	12
Miller, Derrick	21	5	8	0	1	4	0	1	12
Bruce, Steve	1	0	0	0	0	0	0	1	0
Shigg, Terry	1	0	0	0	0	0	0	0	0
Madison, Richard	29	3	3	0	0	7	5	0	6
Totals	**200**	**30**	**47**	**6**	**12**	**27**	**23**	**10**	**71**

1986-87 SEASON

Game 4 (continued)

Lamar 56	M	FG	FGA	FT	FTA	R	A	PF	TP
Nance, J.	32	5	13	0	0	2	2	3	11
Jones, D.	32	0	4	0	0	1	0	2	0
Brown, D.	32	5	9	1	2	3	1	3	14
Manuel, E.	30	0	5	2	2	6	2	5	2
Gulley, J.	38	11	22	2	2	12	1	3	24
Gauthier, D.	25	2	5	0	0	3	1	1	5
Wells, J.	11	0	0	0	0	0	0	2	0
Team	0	0	0	0	0	2	0	0	0
Totals	**200**	**23**	**58**	**5**	**6**	**29**	**7**	**19**	**56**

KENTUCKY	**33**	**38**	**—**	**71**
Lamar	**31**	**25**	**—**	**56**

Shooting Percentages — KENTUCKY 63.8, Lamar 39.7; **Turnovers** — KENTUCKY 11, Lamar 14; **Technical Fouls** — KENTUCKY 1, Lamar 0; **Attendance** — 23,123; **Three Point Goals** — Chapman, Rex (2) Davender, Ed (1) Miller, Derrick (2) Nance, J. (1) Brown, D. (3) Gauthier, D. (1)

Game 5
KENTUCKY 75, Iona 59
December 19, 1986 — Rupp Arena

Kentucky and Iona tipped-off the 34th UKIT with a 75-59 Wildcat victory.

Balanced scoring and strong defensive play by the Cats forced 22 turnovers from the visitors and held their shooting to 41.4 percent.

Junior center Rob Lock turned in a career high shooting effort of 19 points. Lock also led all rebounding with 11 boards.

The Cats finished the game with Lock and a cadre of guards after UK forward Richard Madison fouled out and forward Irv Thomas was ejected from the game.

Iona's Tony Wright also was ejected for the scuffle with Thomas.

KENTUCKY 75	M	FG	FGA	FT	FTA	R	A	PF	TP
Thomas, Irving	17	0	4	0	1	2	1	3	0
Blackmon, James	31	6	10	1	2	3	3	3	14
Lock, Rob	32	8	12	3	4	11	0	3	19
Chapman, Rex	29	6	14	0	0	4	5	1	16
Davender, Ed	35	6	10	1	2	3	5	2	13
Miller, Derrick	22	3	8	1	2	6	1	2	9
Bruce, Steve	5	0	2	0	1	2	0	0	0
Shigg, Terry	4	1	4	0	0	3	0	0	2
Madison, Richard	25	0	1	2	4	5	2	5	2
Totals	**200**	**30**	**65**	**8**	**16**	**39**	**17**	**19**	**75**

Iona 59	M	FG	FGA	FT	FTA	R	A	PF	TP
Langdon, C.	19	0	2	0	0	1	0	0	0
Wright, T.	21	0	4	0	0	2	0	3	0
Wilder, J.	24	4	6	2	4	7	0	4	10
Lott, A.	31	3	7	0	0	2	2	4	6
Simmonds, R.	34	6	14	0	0	2	1	1	12
Green, C.	1	0	0	0	0	1	0	1	0
Blaha, D.	0	0	0	0	0	0	0	1	0
Grant, G.	13	1	3	0	0	3	1	0	2
Wagner, D.	25	6	10	6	8	3	2	4	20
Payne, N.	20	2	7	1	2	7	0	1	5
Perroni, P.	12	2	5	0	2	5	0	0	4
Team	0	0	0	0	0	4	0	0	0
Totals	**200**	**24**	**58**	**9**	**16**	**37**	**6**	**19**	**59**

KENTUCKY	**33**	**42**	**—**	**75**
Iona	**21**	**38**	**—**	**59**

Shooting Percentages — KENTUCKY 46.2, Iona 41.4; **Turnovers** — KENTUCKY 14, Iona 22; **Technical Fouls** — KENTUCKY 0, Iona 0; **Attendance** — 22,723; **Three Point Goals** — Blackmon, James (1) Chapman, Rex (4) Miller, Derrick (2) Wagner, D. (2)

Game 6
KENTUCKY 81, Boston University 69
December 20, 1986 — Rupp Arena

For the eighth consecutive year Kentucky captured its own invitational tournament by downing Boston University 81-69.

But the score is not indicative of the closely contested match.

With 91 seconds remaining, UK held a slim 71-68 lead. But freshman Rex Chapman banged in a jumper and the Cats never looked back.

Chapman was named to the All-Tournament team after tying his career high 26 points.

Kentucky entered the game hitting just 57.1 from the line, but in one stretch late in the second half the Cats buried 11 of 13.

KENTUCKY 81	M	FG	FGA	FT	FTA	R	A	PF	TP
Chapman, Rex	38	10	16	3	5	2	1	0	26
Thomas, Irving	24	3	5	2	4	6	1	5	8
Lock, Rob	19	2	5	2	6	3	0	4	6
Blackmon, James	28	0	3	0	0	6	2	4	0
Davender, Ed	37	8	18	7	11	6	1	2	23
Miller, Derrick	20	1	3	3	4	7	1	2	6
Madison, Richard	33	1	4	10	11	15	1	4	12
Jenkins, Cedric	1	0	0	0	0	0	0	0	0
Totals	**200**	**25**	**54**	**27**	**41**	**45**	**7**	**21**	**81**

Boston University 69	M	FG	FGA	FT	FTA	R	A	PF	TP
Hendricks, P.	38	4	11	12	15	8	0	4	20
Jones, L.	18	2	3	0	0	2	0	3	4
Gabriele, P.	14	0	1	2	2	2	1	5	2
Irving, D.	35	7	17	2	3	7	1	3	18
DaCosta, T.	16	0	1	0	0	1	1	5	0
Key, S.	1	0	0	0	0	0	0	0	0
Kodsi, I.	4	0	0	0	0	1	0	0	0
Timberlake, J.	28	1	8	0	0	1	9	5	3
Alexander, M.	26	3	9	1	4	3	0	1	10
Williams, C.	20	4	5	4	5	5	0	5	12
Team	0	0	0	0	0	2	0	0	0
Totals	**200**	**21**	**55**	**21**	**29**	**32**	**12**	**31**	**69**

KENTUCKY	**32**	**49**	**—**	**81**
Boston University	**27**	**42**	**—**	**69**

Shooting Percentages — KENTUCKY 46.3, Boston University 38.2; **Turnovers** — KENTUCKY 9, Boston University 10; **Technical Fouls** — KENTUCKY 0, Boston University 2; **Attendance** — 23,240; **Three Point Goals** — Chapman, Rex (3) Miller, Derrick (1) Irving, D. (2) Timberlake, J. (1) Alexander, M. (3)

Game 7
Louisville 51, KENTUCKY 85
December 27, 1986 — Freedom Hall — Louisville

Kentucky let loose a barrage of three-point bombs and shocked the defending national champion Cardinals on their home floor 85-51.

It was UK's fourth victory in the last five meetings with U of L. The 34-point defeat was the largest ever sustained by a Denny Crum team and Louisville's worst loss ever in Freedom Hall.

Rex Chapman led the UK charge with a dazzling 26 points that included five three-point jumpers and a slam dunk.

The Cats hit 11 of 17 three-pointers while the Cards hit a lone one.

Louisville's inside duo of Pervis Ellison and Herbert Crook were held to a combined 10 points.

Louisville 51	M	FG	FGA	FT	FTA	R	A	PF	TP
Payne, Kenny	17	3	8	0	0	1	1	2	7
Crook, Herbert	27	1	5	4	6	7	1	2	6
Ellison, Pervis	26	2	8	0	0	4	1	0	4
Hawley, Craig	17	1	3	0	0	2	2	1	2
Kimbro, Tony	28	4	9	2	2	3	1	3	10
Williams, Keith	22	0	2	0	0	0	4	0	0
McSwain, Mark	11	1	2	0	1	4	1	0	2
West, Chris	8	0	2	0	0	2	1	2	0
Marshall, Avery	4	1	2	0	0	1	0	1	2
Abram, Mike	25	4	10	0	0	3	1	2	8
Spencer, Felton	15	4	7	2	6	5	0	0	10
Team	0	0	0	0	0	1	0	0	0
Totals	**200**	**21**	**58**	**8**	**15**	**33**	**13**	**13**	**51**

KENTUCKY 85	M	FG	FGA	FT	FTA	R	A	PF	TP
Chapman, Rex	35	10	20	1	3	0	4	2	26
Blackmon, James	24	4	7	0	2	1	2	2	11
Davender, Ed	35	5	13	5	7	8	5	1	16
Lock, Rob	25	4	5	1	1	7	0	4	9
Thomas, Irving	24	2	3	2	2	5	0	4	6
Miller, Derrick	24	3	4	0	0	3	1	3	8
Bruce, Steve	1	0	0	0	0	0	0	0	0
Shigg, Terry	2	0	0	0	0	0	0	0	0
Madison, Richard	29	4	7	1	1	17	2	3	9
Jenkins, Cedric	1	0	0	0	0	0	0	0	0
Totals	**200**	**32**	**59**	**10**	**16**	**41**	**14**	**19**	**85**

Louisville	**28**	**23**	**—**	**51**
KENTUCKY	**38**	**47**	**—**	**85**

Shooting Percentages — Louisville 36.2, KENTUCKY 54.2; **Turnovers** — Louisville 12, KENTUCKY 11; **Technical Fouls** — Louisville 1, KENTUCKY 0; **Attendance** — 19,513; **Three Point Goals** — Payne, Kenny (1) Chapman, Rex (5) Blackmon, James (3) Davender, Ed (1) Miller, Derrick (2)

1986-87 SEASON

Game 8
KENTUCKY 65, Georgia 69
December 30, 1986 — Freedom Hall — Louisville

The Cats opened Southeastern Conference play by returning to Louisville for its annual home game in Freedom Hall. But the Bulldogs from Georgia handed Kentucky a 69-65 loss.

Tony Mack led the Bulldog attack with 24 points as the hot-shooting visitors hit 57.8 percent from the floor. The Cats connected on only 40.3 percent of their shots.

Ed Davender was high scorer for UK with 16 points, while freshman Derrick Miller added 15, all coming on three-pointers.

KENTUCKY 65	M	FG	FGA	FT	FTA	R	A	PF	TP
Madison, Richard	30	1	1	0	2	9	1	3	2
Lock, Rob	22	2	2	0	0	1	0	3	4
Chapman, Rex	32	4	14	1	3	3	6	5	12
Blackmon, James	25	3	7	1	1	3	0	3	8
Davender, Ed	36	6	15	4	5	2	4	1	16
Miller, Derrick	28	5	15	0	0	5	0	2	15
Andrews, Paul	0	0	0	0	0	0	0	1	0
Thomas, Irving	27	4	8	0	0	7	1	4	8
Team	0	0	0	0	0	1	0	0	0
Totals	**200**	**25**	**62**	**6**	**11**	**31**	**12**	**22**	**65**

Georgia 69	M	FG	FGA	FT	FTA	R	A	PF	TP
Mack, T.	37	10	14	4	5	3	2	4	24
Kessler, C.	38	1	5	7	10	7	0	3	9
Dunn, D.	39	4	7	2	4	11	0	3	10
Williams, D.	35	7	10	1	3	3	2	1	15
Anderson, W.	36	4	8	2	4	7	8	2	10
Burdette, E.	4	0	0	0	0	1	0	3	0
Blakley, M.	3	0	0	0	0	0	0	0	0
Hamilton, P.	8	0	1	1	2	0	0	2	1
Team	0	0	0	0	0	1	0	0	0
Totals	**200**	**26**	**45**	**17**	**28**	**33**	**12**	**18**	**69**

KENTUCKY	**29**	**36**	**—**	**65**
Georgia	**36**	**33**	**—**	**69**

Shooting Percentages — KENTUCKY 40.3, Georgia 57.8; **Turnovers** — KENTUCKY 12, Georgia 16; **Technical Fouls** — KENTUCKY 0, Georgia 0; **Attendance** — 20,053; **Three Point Goals** — Chapman, Rex (3) Blackmon, James (1) Miller, Derrick (5)

Game 9
Auburn 60, KENTUCKY 63
January 3, 1987 — Memorial Coliseum — Auburn

Kentucky traveled to Auburn and evened its SEC record by upsetting the No. 5 ranked Tigers 63-60.

Rex Chapman answered the taunts of the Auburn student section by burning the nets with six three-point bombs. He scored 21 points in the second half and finished with a game high 24.

UK led with 3:10 remaining but the Tigers refused to die and staged a furious comeback. Auburn sliced the deficit to two and had a chance to tie but Johnny Lynn's 17-foot jumper bounced off the rim.

Ed Davender was fouled on the rebound and canned a free throw to close out scoring.

Forward Chris Morris led Auburn with 22 points but the smaller Cats controlled the boards 35-32.

Auburn 60	M	FG	FGA	FT	FTA	R	A	PF	TP
Jones, M.	26	1	4	0	0	2	0	1	2
Morris, C.	36	11	15	0	0	7	4	5	22
Moore, J.	31	6	11	3	5	12	0	3	15
White, G.	26	1	3	0	0	0	4	2	3
Ford, F.	34	4	12	2	3	6	1	4	11
Howard, T.	26	0	6	0	0	1	2	1	0
Lynn, J.	9	0	4	0	0	0	0	1	0
Davis, A.	11	3	8	1	2	2	0	3	7
Caylor, J.	1	0	0	0	0	0	0	0	0
Team	0	0	0	0	0	2	0	0	0
Totals	**200**	**26**	**63**	**6**	**10**	**32**	**11**	**20**	**60**

KENTUCKY 63	M	FG	FGA	FT	FTA	R	A	PF	TP
Madison, Richard	40	5	9	1	2	9	0	1	11
Lock, Rob	27	3	7	0	0	11	1	3	6
Chapman, Rex	36	9	15	0	0	3	1	0	24
Blackmon, James	29	2	4	2	3	2	1	2	6
Davender, Ed	35	4	9	5	6	1	0	2	13
Miller, Derrick	14	0	2	2	4	3	1	1	2
Andrews, Paul	6	0	0	0	0	0	0	0	0
Thomas, Irving	12	0	0	1	4	2	0	2	1
Jenkins, Cedric	1	0	0	0	0	0	0	0	0
Team	0	0	0	0	0	4	0	0	0
Totals	**200**	**23**	**46**	**11**	**19**	**35**	**4**	**11**	**63**

Auburn	**21**	**39**	**—**	**60**
KENTUCKY	**25**	**38**	**—**	**63**

Shooting Percentages — Auburn 41.3, KENTUCKY 50.0; **Turnovers** — Auburn 14, KENTUCKY 16; **Technical Fouls** — Auburn 0, KENTUCKY 0; **Attendance** — 12,347; **Three Point Goals** — White, G. (1) Ford, F. (1) Chapman, Rex (6)

Game 10
KENTUCKY 55, Alabama 69
January 7, 1987 — Rupp Arena

The Crimson Tide rolled into Rupp Arena and covered UK 69-55. The 14-point victory was sweet revenge for Alabama coach Wimp Sanderson, whose club fell to the Wildcats four times last season.

After leading by two at the intermission, Alabama started the second half with a 12-4 tear.

The Wildcats cut the lead to 59-53 with 5:52 remaining but Jim Farmer knocked down six consecutive points and Derrick McKey tossed in a bucket for an 8-0 run.

Richard Madison led the cold-shooting Cats with 15 points and Derrick Miller chipped in 14.

KENTUCKY 55	M	FG	FGA	FT	FTA	R	A	PF	TP
Blackmon, James	21	2	5	0	0	0	4	2	5
Madison, Richard	37	6	9	3	5	7	3	4	15
Lock, Rob	29	3	5	2	7	6	0	4	8
Chapman, Rex	33	3	11	2	2	1	2	1	9
Davender, Ed	32	0	7	4	4	4	3	2	4
Miller, Derrick	29	6	11	0	0	4	0	1	14
Andrews, Paul	5	0	0	0	0	0	1	0	0
Thomas, Irving	10	0	3	0	0	0	0	1	0
Jenkins, Cedric	4	0	0	0	0	0	0	0	0
Team	0	0	0	0	0	1	0	0	0
Totals	**200**	**20**	**51**	**11**	**18**	**23**	**13**	**15**	**55**

Alabama 69	M	FG	FGA	FT	FTA	R	A	PF	TP
Farmer, J.	39	8	14	5	5	5	3	3	22
Ansley, M.	35	5	7	0	0	7	0	5	10
McKey, D.	40	12	17	0	0	9	1	1	25
Gottfried, M.	27	2	6	0	0	1	0	3	5
Coner, T.	35	3	7	0	1	7	10	4	6
Jackson, J.	17	0	0	1	2	1	0	1	1
Dudley, C.	2	0	1	0	0	1	0	0	0
Askins, K.	2	0	0	0	0	0	0	1	0
DeVaughn, W.	3	0	0	0	0	0	1	1	0
Team	0	0	0	0	0	1	0	0	0
Totals	**200**	**30**	**52**	**6**	**8**	**32**	**15**	**19**	**69**

KENTUCKY	**29**	**26**	**—**	**55**
Alabama	**31**	**38**	**—**	**69**

Shooting Percentages — KENTUCKY 39.2, Alabama 57.7; **Turnovers** — KENTUCKY 9, Alabama 12; **Technical Fouls** — KENTUCKY 0, Alabama 0; **Attendance** — 23,220; **Three Point Goals** — Blackmon, James (1) Chapman, Rex (1) Miller, Derrick (2) Farmer, J. (1) McKey, D. (1) Gottfried, M. (1)

Game 11
Tennessee 75, KENTUCKY 68
January 10, 1987 — Stokely Athletic Center — Knoxville

It was back into Tennessee's house of horrors for the Wildcats.

Kentucky limped out of Stokely with a 75-68 loss to the Volunteers. It was the twelfth time in the past fourteen seasons that the Cats have left Knoxville empty handed.

Tony White inflicted most of the damage by burning UK for 32 points. UT's Elvin Brown tossed in a surprising 18 points and Dyron Nix controlled the paint hauling in 17 rebounds.

Ed Davender tried to keep the Cats close with a career high 29 points, but it was not enough. UK cut the Vols lead to one, 34-33, early in the second half but Tennessee answered with a 25-10 streak.

Tennessee 75	M	FG	FGA	FT	FTA	R	A	PF	TP
Nix, D.	40	4	9	3	4	17	1	2	11
Brown, E.	38	7	10	3	3	4	2	1	18
Roth, D.	40	2	7	0	0	7	2	3	4
White, T.	40	12	18	6	7	5	0	1	32
Jenkins, F.	38	4	7	0	1	1	6	1	8
Hausley, R.	2	0	0	0	0	0	0	1	0
Griffin, M.	2	0	0	2	2	0	0	0	2
Totals	**200**	**29**	**51**	**14**	**17**	**34**	**11**	**9**	**75**

1986-87 SEASON

Game 11 (continued)

KENTUCKY 68	M	FG	FGA	FT	FTA	R	A	PF	TP
Madison, Richard	35	6	10	2	4	8	0	2	14
Blackmon, James	27	3	5	0	0	2	0	4	9
Lock, Rob	13	1	1	0	0	1	1	1	2
Chapman, Rex	29	2	8	0	0	0	3	2	5
Davender, Ed	34	12	25	3	3	0	1	2	29
Miller, Derrick	19	2	8	0	0	2	3	1	4
Andrews, Paul	13	0	0	0	0	1	0	1	0
Thomas, Irving	20	2	2	1	2	5	0	4	5
Jenkins, Cedric	10	0	0	0	0	1	0	1	0
Team	0	0	0	0	0	2	0	0	0
Totals	**200**	**28**	**59**	**6**	**9**	**22**	**8**	**18**	**68**

Tennessee	**32**	**43**	—	**75**
KENTUCKY	**27**	**41**	—	**68**

Shooting Percentages — Tennessee 56.9, KENTUCKY 47.5; **Turnovers** — Tennessee 20, KENTUCKY 17; **Technical Fouls** — Tennessee 0, KENTUCKY 0; **Attendance** — 12,700; **Three Point Goals** — Brown, E. (1) White, T. (2) Blackmon, James (3) Chapman, Rex (1) Davender, Ed (2)

Game 12
Mississippi State 49, KENTUCKY 57
January 12, 1987 — Humphrey Coliseum — Starkville

The Wildcats snapped their two-game losing skid by holding off the Bulldogs 57-49.

Kentucky used seven three-point blasts and some clutch free throws to escape from Starkville with the victory.

UK held a slim lead of 32-30 when freshman Derrick Miller came off the bench to can two three-pointers that sparked the Cats on a 15-2 run.

But even with State connecting on a low 40.5 percent from the field, UK could not put the Bulldogs away.

The home team clawed its way back to cut the deficit to four in the final 30 seconds. But the Cats drilled six consecutive free throws to seal the victory.

Mississippi State 49	M	FG	FGA	FT	FTA	R	A	PF	TP
Henderson, H.	40	2	6	4	6	11	2	1	8
Woodard, R.	11	0	4	0	0	1	0	0	0
Balkley, A.	38	3	5	5	7	5	2	3	11
Lockhart, G.	40	5	12	0	0	3	1	2	10
Boykin, R.	39	7	12	2	4	12	1	4	16
Tables, C.	2	0	0	0	0	0	0	0	0
Taylor, T.	30	0	3	4	4	2	1	5	4
Team	0	0	0	0	0	1	0	0	0
Totals	**200**	**17**	**42**	**15**	**21**	**35**	**7**	**15**	**49**

KENTUCKY 57	M	FG	FGA	FT	FTA	R	A	PF	TP
Madison, Richard	34	0	3	2	2	4	0	2	2
Lock, Rob	21	4	5	0	0	8	0	4	8
Chapman, Rex	35	6	12	2	2	5	3	1	16
Blackmon, James	24	3	4	0	1	1	3	2	8
Davender, Ed	39	4	12	2	5	4	6	1	10
Miller, Derrick	21	4	6	0	0	3	0	1	11
Andrews, Paul	2	0	1	0	0	0	0	0	0
Thomas, Irving	13	1	2	0	2	1	1	5	2
Jenkins, Cedric	11	0	1	0	0	1	0	3	0
Totals	**200**	**22**	**46**	**6**	**12**	**27**	**13**	**19**	**57**

Mississippi State	**22**	**27**	—	**49**
KENTUCKY	**26**	**31**	—	**57**

Shooting Percentages — Mississippi State 40.5, KENTUCKY 47.8; **Turnovers** — Mississippi State 18, KENTUCKY 14; **Technical Fouls** — Mississippi State 0, KENTUCKY 0; **Attendance** — 4,714; **Three Point Goals** — Chapman, Rex (2) Blackmon, James (2) Miller, Derrick (3)

Game 13
KENTUCKY 67, Florida 62
January 14, 1987 — Rupp Arena

The inconsistent Wildcats had just enough Jekyll to offset their Hyde and hold off a furious Gator comeback to down Florida 67-62.

The Cats held a comfortable 63-40 lead with 6:44 left to play when their luck gave way.

The Gators rattled off 17 unanswered points to pull within three. Florida almost got its chance when Ed Davender missed the front of a one-and-one with only 10 seconds left in the game.

Paul Andrews rebounded Davender's miss and was fouled. The senior hit both free throws to close the game.

Vernon Maxwell led the Gator's comeback with a game-high 26 points.

KENTUCKY 67	M	FG	FGA	FT	FTA	R	A	PF	TP
Madison, Richard	13	2	4	1	1	3	1	5	5
Blackmon, James	32	4	8	3	4	5	2	2	13
Lock, Rob	29	4	5	1	5	13	0	4	9
Chapman, Rex	33	6	11	2	4	3	4	1	16
Davender, Ed	38	6	10	3	7	5	3	4	15
Miller, Derrick	2	0	0	0	0	0	0	0	0
Andrews, Paul	17	2	2	2	3	3	1	1	6
Thomas, Irving	25	0	5	1	5	5	2	2	1
Jenkins, Cedric	11	0	1	2	2	6	1	2	2
Team	0	0	0	0	0	6	0	0	0
Totals	**200**	**24**	**46**	**15**	**31**	**49**	**14**	**21**	**67**

Florida 62	M	FG	FGA	FT	FTA	R	A	PF	TP
McClary, K.	8	0	2	0	0	6	0	4	0
Lawrence, J.	21	2	7	1	3	3	2	0	6
Schintzius, D.	28	3	14	1	2	4	0	5	7
Moten, A.	32	4	11	0	0	2	4	5	9
Maxwell, V.	36	9	21	6	8	0	0	5	26
Montgomery, R.	10	0	1	0	0	1	3	1	0
Lawrence, P.	15	1	3	0	0	1	1	1	2
Capers, C.	34	2	5	1	5	7	2	3	5
Lett, C.	6	0	0	0	0	1	1	0	0
Jones, M.	10	3	4	1	2	5	0	3	7
Team	0	0	0	0	0	3	0	0	0
Totals	**200**	**24**	**68**	**10**	**20**	**33**	**13**	**27**	**62**

KENTUCKY	**33**	**34**	—	**67**
Florida	**21**	**41**	—	**62**

Shooting Percentages — KENTUCKY 52.2, Florida 35.3; **Turnovers** — KENTUCKY 21, Florida 11; **Technical Fouls** — KENTUCKY 1, Florida 0; **Attendance** — 23,215; **Three Point Goals** — Blackmon, James (2) Chapman, Rex (2) Lawrence, J. (1) Moten, A. (1) Maxwell, V. (2)

Game 14
KENTUCKY 41, LSU 76
January 18, 1987 — Rupp Arena

It will go down as a dark day in the history of Kentucky basketball.

The LSU Tigers stormed into Rupp Arena and completely dismantled the Cats 76-41. It was the worst Kentucky loss since 1950 and the worst home defeat in 61 years.

After leading by four at the half, LSU shocked the Cats with a 51-20 rout in the final period.

The Tigers' sticky man-to-man defense forced UK to shoot a dismal 25 percent from the field.

LSU knocked in 52.6 percent of its shots.

Anthony Wilson dominated the Cats with 28 points while Nikita Wilson poured in 16.

KENTUCKY 41	M	FG	FGA	FT	FTA	R	A	PF	TP
Madison, Richard	34	2	5	2	2	3	0	5	6
Blackmon, James	33	3	11	5	6	6	1	1	14
Lock, Rob	17	1	3	2	2	6	1	2	4
Chapman, Rex	25	3	13	0	0	1	1	0	7
Davender, Ed	28	2	7	0	0	2	1	2	4
Miller, Derrick	20	0	6	0	0	2	3	1	0
Andrews, Paul	14	1	3	0	0	1	1	0	3
Thomas, Irving	6	0	0	0	0	1	0	1	0
Scott, Mike	8	0	0	0	0	0	0	1	0
Jenkins, Cedric	15	0	0	3	4	1	0	4	3
Team	0	0	0	0	0	4	0	0	0
Totals	**200**	**12**	**48**	**12**	**14**	**27**	**8**	**17**	**41**

LSU 76	M	FG	FGA	FT	FTA	R	A	PF	TP
Woodside, B.	37	1	9	0	0	4	8	0	2
Brown, Oliver	37	6	7	0	0	12	1	1	12
Wilson, Nikita	26	8	14	0	0	8	3	3	16
Wilson, Anthony	37	11	17	1	1	3	1	2	28
Joe, Darryl	20	1	2	1	2	2	1	4	3
Irvin, Fess	4	0	1	0	0	0	1	1	0
Griffith, P.	2	1	1	0	0	0	0	0	2
Bukumirovich, N.	17	1	2	0	0	3	3	4	3
McDonald, Ben	4	0	0	2	2	1	0	0	2
Vargas, Jose	14	1	4	6	7	3	0	1	8
Simoes, Paulo	2	0	0	0	0	0	1	0	0
Totals	**200**	**30**	**57**	**10**	**12**	**36**	**19**	**16**	**76**

KENTUCKY	**21**	**20**	—	**41**
LSU	**25**	**51**	—	**76**

Shooting Percentages — KENTUCKY 25.0, LSU 52.6; **Turnovers** — KENTUCKY 26, LSU 20; **Technical Fouls** — KENTUCKY 1, LSU 0; **Attendance** — 23,285; **Three Point Goals** — Blackmon, James (3) Chapman, Rex (1) Andrews, Paul (1) Wilson, Anthony (5) Bukumirovich, N. (1)

1986-87 SEASON

Game 15
Vanderbilt 65, KENTUCKY 71
January 21, 1987 — Memorial Gymnasium — Nashville

Kentucky rebounded from its humiliating defeat to LSU, downing Vanderbilt 71-65.

The Commodores rushed out to leads of 25-14 and 28-18 but the Cats refused to quit. UK struggled back and tied the score at the half 34-34.

In the second half, Kentucky used its inside game to forge out to a 10-point lead. Vandy mounted a charge and drew within a point at 60-59 with 3:39 remaining.

Senior guard James Blackmon then drilled two three-pointers in the final three minutes to turn back the Commodores.

Vanderbilt 65	M	FG	FGA	FT	FTA	R	A	PF	TP
Westbrooks, B.	31	1	3	0	0	7	6	3	2
Clem, G.	31	3	6	2	4	4	2	3	8
Perdue, W.	31	9	12	2	5	6	3	2	20
Booker, B.	31	2	5	0	0	2	3	1	6
Goheen, B.	33	7	14	1	1	3	3	2	16
Draud, S.	16	3	8	0	0	1	1	3	9
Rupp, C.	3	0	0	0	0	0	0	0	0
Reece, S.	8	0	2	2	2	3	0	0	2
Kornet, F.	12	0	1	0	0	2	1	1	0
Neff, R.	4	1	1	0	0	0	0	0	2
Team	0	0	0	0	0	2	0	0	0
Totals	**200**	**26**	**52**	**7**	**12**	**30**	**19**	**15**	**65**

KENTUCKY 71	M	FG	FGA	FT	FTA	R	A	PF	TP
Blackmon, James	28	3	9	1	3	3	4	0	9
Madison, Richard	31	5	6	2	2	6	1	2	12
Lock, Rob	22	5	8	1	2	4	2	5	11
Chapman, Rex	30	5	10	0	0	0	5	2	11
Davender, Ed	36	5	14	6	6	3	5	0	16
Miller, Derrick	13	2	5	0	0	3	1	0	6
Thomas, Irving	9	0	0	0	0	4	0	2	0
Andrews, Paul	13	1	2	0	0	3	1	0	2
Scott, Mike	5	1	3	0	0	1	0	0	2
Jenkins, Cedric	13	1	2	0	0	2	0	1	2
Team	0	0	0	0	0	3	0	0	0
Totals	**200**	**28**	**59**	**10**	**13**	**32**	**19**	**12**	**71**

Vanderbilt	**34**	**31**	**—**	**65**
KENTUCKY	**34**	**37**	**—**	**71**

Shooting Percentages — Vanderbilt 50.0, KENTUCKY 47.5; **Turnovers** — Vanderbilt 14, KENTUCKY 6; **Technical Fouls** — Vanderbilt 0, KENTUCKY 1; **Attendance** — 15,626; **Three Point Goals** — Booker, B. (2) Goheen, B. (1) Draud, S. (3) Blackmon, James (2) Chapman, Rex (1) Miller, Derrick (2)

Game 16
KENTUCKY 80, Navy 69
January 25, 1987 — Rupp Arena

All-American center David Robinson put on a one-man show, but Kentucky brought the curtain down on the No. 18 Navy 80-69.

Robinson turned in an incredible performance that featured 45 points, 14 rebounds and ten blocked shots. He hit 11 of his 12 free throws and 17 of 22 from the field, including eight slam dunks.

Kentucky showed basketball is still a team sport by placing four starters in double figures.

Rex Chapman led the way with 22 points. Ed Davender tossed in 13 and held Navy's Doug Wojcik to a single basket.

KENTUCKY 80	M	FG	FGA	FT	FTA	R	A	PF	TP
Blackmon, James	28	5	11	2	2	3	1	0	13
Madison, Richard	31	0	2	6	6	6	3	2	6
Lock, Rob	21	6	11	0	1	3	0	4	12
Chapman, Rex	38	8	16	2	2	3	2	2	22
Davender, Ed	35	5	11	2	4	4	7	1	13
Miller, Derrick	14	3	7	0	0	2	0	0	8
Andrews, Paul	5	0	0	0	0	0	0	0	0
Thomas, Irving	19	2	3	2	3	3	3	4	6
Scott, Mike	1	0	0	0	0	0	0	0	0
Jenkins, Cedric	8	0	0	0	0	0	1	2	0
Team	0	0	0	0	0	2	0	0	0
Totals	**200**	**29**	**61**	**14**	**18**	**26**	**17**	**15**	**80**

Navy 69	M	FG	FGA	FT	FTA	R	A	PF	TP
Liebert, C.	30	1	4	0	0	7	0	2	2
Turner, D.	31	5	8	4	4	7	2	5	14
Robinson, David	40	17	22	11	12	14	0	4	45
Wojcik, D.	40	1	8	0	0	0	9	5	2
Rees, C.	29	0	7	0	0	2	6	1	0
Fenton, N.	6	0	2	0	0	1	0	0	0
Nordmann, M.	4	0	0	0	0	0	0	0	0
Jones, B.	11	1	4	0	0	2	2	0	2
Manhertz, C.	1	0	1	0	0	0	0	0	0
Hopkins, B.	8	2	3	0	0	3	0	2	4
Team	0	0	0	0	0	3	0	0	0
Totals	**200**	**27**	**59**	**15**	**16**	**39**	**19**	**19**	**69**

KENTUCKY	**40**	**40**	**—**	**80**
Navy	**31**	**38**	**—**	**69**

Shooting Percentages — KENTUCKY 47.5, Navy 45.8; **Turnovers** — KENTUCKY 10, Navy 19; **Technical Fouls** — KENTUCKY 0, Navy 0; **Attendance** — 23,275; **Three Point Goals** — Blackmon, James (1) Chapman, Rex (4) Davender, Ed (1) Miller, Derrick (2)

Game 17
Ole Miss 76, KENTUCKY 65
January 29, 1987 — Tad Smith Coliseum — Oxford

Kentucky's roller coaster season took another dip as the Ole Miss Rebels slapped a 76-65 loss on the visiting Wildcats.

It was only the sixth time in 75 games that the Rebels found a way to beat Kentucky. And they did it with a suffocating man-to-man defense.

The Cats could hit just 43.9 percent of their shots.

Forward Joe Ayers led a balanced Rebel scoring attack by dropping in 19 points.

Rex Chapman poured in 23 for UK and Richard Madison turned in a strong performance with 15 points and 13 rebounds.

The Rebs used a 17-5 streak midway through the second half to spark the upset.

Ole Miss 76	M	FG	FGA	FT	FTA	R	A	PF	TP
Ayers, J.	32	7	11	5	9	4	3	3	19
Smith, E.	36	5	11	4	4	9	0	2	14
Sims, R.	32	5	11	3	6	9	1	2	13
Barnes, R.	33	5	10	0	0	1	7	3	10
Prater, C.	36	3	11	1	2	5	4	3	8
Kessinger, K.	11	1	2	2	2	0	0	1	5
Miller, R.	20	1	2	4	5	3	1	3	7
Team	0	0	0	0	0	8	0	0	0
Totals	**200**	**27**	**58**	**19**	**28**	**39**	**16**	**17**	**76**

KENTUCKY 65	M	FG	FGA	FT	FTA	R	A	PF	TP
Davender, Ed	38	5	11	5	7	3	3	3	16
Madison, Richard	34	7	10	1	1	13	2	1	15
Lock, Rob	19	3	9	0	2	6	1	4	6
Chapman, Rex	35	8	16	2	3	2	2	3	23
Blackmon, James	34	1	7	0	0	2	4	4	2
Miller, Derrick	3	0	3	0	0	1	0	3	0
Andrews, Paul	12	1	1	0	0	2	0	0	2
Thomas, Irving	20	0	0	1	2	3	0	5	1
Jenkins, Cedric	5	0	0	0	0	0	1	0	0
Team	0	0	0	0	0	1	0	0	0
Totals	**200**	**25**	**57**	**9**	**15**	**33**	**13**	**23**	**65**

Ole Miss	**33**	**43**	**—**	**76**
KENTUCKY	**31**	**34**	**—**	**65**

Shooting Percentages — Ole Miss 46.6, KENTUCKY 43.9; **Turnovers** — Ole Miss 11, KENTUCKY 15; **Technical Fouls** — Ole Miss 0, KENTUCKY 0; **Attendance** — 5,915; **Three Point Goals** — Prater, C. (1) Kessinger, K. (1) Miller R. (1) Davender, Ed (1) Chapman, Rex (5)

Game 18
KENTUCKY 50, Mississippi State 36
January 31, 1987 — Rupp Arena

The Wildcats got back on the winning track with a 50-36 victory and they didn't have to dodge a bullet to do it. The only thing Mississippi State fired was blanks.

The Bulldogs hit a low 37 percent of their shots and made just five of 23 in the second half when they scored 12 points.

UK's James Blackmon had half as many points as the whole State team as the senior fired in 18.

The Wildcats led by a single point after the first twenty minutes of play. But at the start of the second half, Blackmon caught fire and scored UK's first nine points. The burst paved the way for the Cats' victory.

KENTUCKY 55	M	FG	FGA	FT	FTA	R	A	PF	TP
Madison, Richard	27	2	3	0	0	7	1	4	5
Blackmon, James	35	8	12	1	4	5	2	0	18
Lock, Rob	24	1	3	2	4	5	0	1	4
Chapman, Rex	33	5	11	0	0	2	6	0	12
Davender, Ed	19	1	6	0	0	2	2	0	2
Miller, Derrick	7	0	3	0	1	1	0	2	0
Andrews, Paul	23	1	2	0	0	2	0	2	2
Shigg, Terry	1	0	2	0	0	0	0	0	0
Thomas, Irving	13	2	2	0	0	4	0	1	4
Scott, Mike	4	0	0	0	0	1	0	0	0
Jenkins, Cedric	14	1	3	2	2	2	1	1	4
Team	0	0	0	0	0	1	0	0	0
Totals	**200**	**21**	**45**	**5**	**11**	**32**	**12**	**9**	**50**

1986-87 SEASON

Game 18 (continued)

Mississippi State 36	M	FG	FGA	FT	FTA	R	A	PF	TP
Henderson, H.	38	4	9	0	0	5	0	1	8
Boykin, R.	38	4	9	0	0	2	1	5	8
Blakley, A.	33	2	7	0	0	3	1	0	4
Taylor, T.	35	4	8	0	0	2	3	4	8
Woodard, R.	19	3	5	2	3	6	1	2	8
Ballard, B.	8	0	0	0	0	0	0	0	0
Edmond, T.	2	0	0	0	0	0	0	0	0
Tables, C.	7	0	2	0	0	2	0	1	0
Kelly, K.	1	0	1	0	0	0	0	1	0
Peters, M.	18	0	3	0	2	3	0	2	0
McKeller, W.	1	0	2	0	0	0	0	1	0
Team	0	0	0	0	0	2	0	0	0
Totals	**200**	**17**	**46**	**2**	**5**	**25**	**6**	**17**	**36**

KENTUCKY	**25**	**25**	—	**50**
Mississippi State	**24**	**12**	—	**36**

Shooting Percentages — KENTUCKY 46.7, Mississippi State 37.0; **Turnovers** — KENTUCKY 17, Mississippi State 19; **Technical Fouls** — KENTUCKY 0, Mississippi State 0; **Attendance** — 22,831; **Three Point Goals** — Blackmon, James (1) Chapman, Rex (2)

Game 19
KENTUCKY 75, Auburn 71
February 4, 1987 — Rupp Arena

Kentucky broke out of the gate early and then held on at the end to defeat Auburn for the second time this season, 75-71.

James Blackmon continued his hot play with a career high 27 points and led the Cats to a 20-point first half lead of 36-16.

But the Tigers clawed back with a trapping defense and some hot shooting. Behind by one with just under five minutes to play, Auburn sank nine consecutive points to set themselves up for a win.

The chance slipped away when Aundrae Davis' three-pointer clanged off the rim in the final seconds.

KENTUCKY 75	M	FG	FGA	FT	FTA	R	A	PF	TP
Madison, Richard	40	6	10	1	4	6	1	1	13
Blackmon, James	38	10	13	2	2	4	2	3	27
Lock, Rob	28	4	7	2	2	7	1	3	10
Chapman, Rex	33	8	16	0	0	2	7	0	18
Davender, Ed	36	3	6	1	2	3	8	1	7
Miller, Derrick	4	0	2	0	0	0	0	0	0
Andrews, Paul	9	0	0	0	0	0	2	2	0
Thomas, Irving	8	0	0	0	0	0	0	0	0
Jenkins, Cedric	4	0	0	0	0	1	0	0	0
Team	0	0	0	0	0	2	0	0	0
Totals	**200**	**31**	**54**	**6**	**10**	**25**	**21**	**10**	**75**

Auburn 71	M	FG	FGA	FT	FTA	R	A	PF	TP
Morris, C.	34	4	8	1	2	8	2	2	9
Jones, M.	33	9	15	0	0	4	2	2	18
Moore, J.	30	3	7	4	6	3	0	4	10
Lynn, J.	11	1	4	0	0	0	3	2	2
Ford, F.	37	8	10	1	1	5	2	1	18
Howard, T.	26	3	5	0	0	0	5	2	6
Haralson, M.	4	0	0	0	0	0	0	0	0
Davis, A.	19	3	7	0	0	0	6	3	8
Dennison, D.	6	0	0	0	0	0	0	0	0
Team	0	0	0	0	0	4	0	0	0
Totals	**200**	**31**	**56**	**6**	**9**	**24**	**20**	**16**	**71**

KENTUCKY	**46**	**29**	—	**75**
Auburn	**31**	**40**	—	**71**

Shooting Percentages — KENTUCKY 57.4, Auburn 55.4; **Turnovers** — KENTUCKY 15, Auburn 11; **Technical Fouls** — KENTUCKY 0, Auburn 0; **Attendance** — 23,100; **Three Point Goals** — Blackmon, James (5) Chapman, Rex (2) Ford, F. (1) Davis, A. (2)

Game 20
Alabama 69, KENTUCKY 70
February 7, 1987 — Memorial Coliseum — Tuscaloosa

Alabama had Kentucky on the ropes but couldn't deliver the knock-out punch as the Wildcats wiggled out of trouble and upset the Tide 70-69.

UK found itself down 69-63 to the SEC leaders with just 1:23 to play. But the Cats stormed back to score seven unanswered points.

Ed Davender, who had a career-high 29 points, nailed the final two with just five seconds on the clock.

Kentucky led by 12 points early on and by five at intermission, but Alabama out-scored the Cats 10-2 at the start of the second half to take the lead. It was a lead the Tide refused to relinquish until Davender's final shot sealed the victory.

Alabama 69	M	FG	FGA	FT	FTA	R	A	PF	TP
Ansley, M.	30	1	2	2	3	6	0	2	4
Farmer, J.	37	5	14	4	6	5	0	3	16
McKey, D.	40	8	15	4	4	8	0	1	20
Gottfried, M.	32	4	7	0	0	1	0	3	10
Coner, T.	37	4	8	1	2	4	10	3	9
Jackson, J.	14	2	2	0	0	0	0	0	5
Askins, K.	10	2	2	0	0	0	0	0	5
Team	0	0	0	0	0	3	0	0	0
Totals	**200**	**26**	**50**	**11**	**15**	**27**	**10**	**12**	**69**

KENTUCKY 70	M	FG	FGA	FT	FTA	R	A	PF	TP
Madison, Richard	36	7	11	0	0	8	2	1	14
Lock, Rob	22	3	5	0	0	4	0	3	6
Chapman, Rex	34	3	12	4	4	2	7	3	11
Blackmon, James	38	3	7	2	3	2	3	2	8
Davender, Ed	37	13	19	2	2	3	3	4	29
Miller, Derrick	3	0	1	0	0	0	0	0	0
Andrews, Paul	7	0	0	0	0	1	0	1	0
Thomas, Irving	4	0	0	0	0	0	0	1	0
Scott, Mike	2	0	0	0	0	0	0	0	0
Jenkins, Cedric	17	1	1	0	0	4	0	1	2
Team	0	0	0	0	0	2	0	0	0
Totals	**200**	**30**	**56**	**8**	**9**	**26**	**15**	**16**	**70**

Alabama	**35**	**34**	—	**69**
KENTUCKY	**40**	**30**	—	**70**

Shooting Percentages — Alabama 52.0, KENTUCKY 53.6; **Turnovers** — Alabama 16, KENTUCKY 15; **Technical Fouls** — Alabama 0, KENTUCKY 0; **Attendance** — 15,043; **Three Point Goals** — Farmer, J. (2) Gottfried, M. (2) Jackson, J. (1) Askins, K. (1) Chapman, Rex (1) Davender, Ed (1)

Game 21
KENTUCKY 91, Tennessee 84
February 11, 1987 — Rupp Arena

Kentucky continued its magic act by reaching in its bag of tricks and pulling out a 91-84 overtime victory over Tennessee.

With 73 seconds left to play, the Vols seemed in complete command with a 10-point lead. But the Cats roared back and caught Tennessee when Rex Chapman went coast-to-coast and banged in a six-foot jumper at the buzzer. Chapman's shot completed a 12-2 UK streak and sent the game into overtime.

The Wildcats took the momentum and outscored the Vols 14-7 in the extra period.

Chapman led all scorers with 26 points while back-court mate Ed Davender pumped in 25.

Tennessee was led by Tony White's 20, but they lost their top gun when White fouled out on a charging call with 32 left in regulation.

KENTUCKY 91	M	FG	FGA	FT	FTA	R	A	PF	TP
Blackmon, James	37	4	9	1	2	4	3	3	9
Madison, Richard	40	6	12	2	2	10	2	4	14
Lock, Rob	10	0	2	0	0	0	0	4	0
Chapman, Rex	41	9	17	6	6	2	1	4	26
Davender, Ed	42	7	17	10	14	1	6	4	25
Miller, Derrick	1	0	0	0	0	0	0	0	0
Andrews, Paul	12	2	2	0	0	1	1	1	4
Bruce, Steve	1	0	0	0	0	0	0	0	0
Thomas, Irving	9	1	1	0	0	2	1	5	2
Scott, Mike	3	0	0	0	0	2	1	1	0
Jenkins, Cedric	29	4	8	3	4	7	0	3	11
Team	0	0	0	0	0	1	0	0	0
Totals	**225**	**33**	**68**	**22**	**28**	**30**	**15**	**29**	**91**

Tennessee 84	M	FG	FGA	FT	FTA	R	A	PF	TP
Brown, E.	45	6	10	4	5	4	3	4	17
Nix, D.	44	4	7	6	8	14	1	5	14
Roth, D.	45	5	7	8	11	10	4	3	18
White, T.	38	6	14	8	8	2	1	5	20
Henry, T.	25	2	4	2	2	3	2	5	7
Hausley, R.	16	2	3	1	2	0	0	3	5
Spivey, R.	5	0	1	0	0	1	0	0	0
Griffin, M.	7	1	1	0	0	1	0	0	3
Team	0	0	0	0	0	1	0	0	0
Totals	**225**	**26**	**47**	**29**	**36**	**36**	**11**	**25**	**84**

KENTUCKY	**39**	**38**	**14**	— **91**
Tennessee	**31**	**46**	**7**	— **84**

Shooting Percentages — KENTUCKY 48.5, Tennessee 55.3; **Turnovers** — KENTUCKY 12, Tennessee 25; **Technical Fouls** — KENTUCKY 0, Tennessee 0; **Attendance** — 23,002; **Three Point Goals** — Chapman, Rex (2) Davender, Ed (1) Brown, E. (1) Henry, T. (1) Griffin, M. (1)

1986-87 SEASON

Game 22
Florida 74, KENTUCKY 56
February 14, 1987 — O'Connell Center — Gainesville

Revenge was sweet for Florida as the Gators downed Kentucky 74-56.

The game was dead-locked at 35 when Florida caught fire and out-scored the Cats 14-3. Gator forward Chris Capers scored eight of his ten surprising points during the run.

Capers hurt the Cats but Florida's guards finished them off. Andrew Moten fired in 20 points and the other half of the duo, Vernon Maxwell, chipped in 16.

Ed Davender led UK with 22 points but got little help from his teammates. The Wildcats connected on just 37.9 percent of their attempts from the field.

Florida 74	M	FG	FGA	FT	FTA	R	A	PF	TP
Lawrence, J.	25	3	7	0	0	3	5	1	8
Capers, C.	28	5	6	0	0	5	2	2	10
Schintzius, D.	31	3	10	2	2	11	3	4	8
Moten, A.	31	6	13	7	8	4	7	2	20
Maxwell, V.	32	5	8	6	6	5	3	3	16
Montgomery, R.	15	0	1	1	2	1	4	0	1
Lawrence, P.	10	0	2	0	0	0	0	0	0
McClary, K.	9	1	2	1	2	5	0	1	3
Lett, C.	7	1	1	0	0	0	0	1	2
Jones, M.	12	3	3	0	0	2	1	0	6
Team	0	0	0	0	0	5	0	0	0
Totals	**200**	**27**	**53**	**17**	**20**	**41**	**25**	**14**	**74**

KENTUCKY 56	M	FG	FGA	FT	FTA	R	A	PF	TP
Madison, Richard	24	2	3	2	4	5	1	3	6
Lock, Rob	24	2	5	0	2	6	0	2	4
Chapman, Rex	33	5	16	0	0	1	5	3	12
Blackmon, James	27	1	4	0	2	3	2	3	2
Davender, Ed	36	7	18	6	6	2	4	3	22
Miller, Derrick	5	0	2	0	0	0	0	0	0
Andrews, Paul	19	3	5	0	0	6	0	2	6
Thomas, Irving	24	1	3	0	0	2	2	3	2
Scott, Mike	3	1	2	0	0	0	0	0	2
Jenkins, Cedric	5	0	0	0	0	0	0	0	0
Team	0	0	0	0	0	2	0	0	0
Totals	**200**	**22**	**58**	**8**	**14**	**27**	**14**	**19**	**56**

Florida	**31**	**43**	—	**74**
KENTUCKY	**27**	**29**	—	**56**

Shooting Percentages — Florida 50.9, KENTUCKY 37.9; **Turnovers** — Florida 13, KENTUCKY 13; **Technical Fouls** — Florida 0, KENTUCKY 1; **Attendance** — 12,018; **Three Point Goals** — Lawrence, J. (2) Moten A. (1) Chapman, Rex (2) Davender, Ed (2)

Game 23
KENTUCKY 65, Vanderbilt 54
February 19, 1987 — Rupp Arena

After a slow start, Kentucky bolted to a 17-point halftime lead and cruised past the Vanderbilt Commodores 65-54.

Tough man-to-man defense and poor free throw shooting by the opposition were the keys to the Cat's victory.

Kentucky shot just 39.1 percent but their defensive pressure forced Vandy to shoot an even worse 34.5 percent.

Even without a defender in their face, the Commodores had trouble putting the ball in the hoop. Vandy hit only 12 of 27 free throw attempts.

Richard Madison didn't start for UK but he came off the bench to punish the Commodores with 19 points and 11 rebounds. Rex Chapman also tossed in 19 points for the Cats.

KENTUCKY 65	M	FG	FGA	FT	FTA	R	A	PF	TP
Thomas, Irving	18	1	4	0	0	3	0	3	2
Andrews, Paul	26	1	3	1	1	4	1	1	3
Lock, Rob	16	1	5	1	2	3	0	2	3
Chapman, Rex	32	6	17	6	7	6	6	3	19
Davender, Ed	25	3	7	1	1	2	3	4	7
Miller, Derrick	13	2	6	0	0	2	1	0	5
Blackmon, James	23	1	6	0	0	3	3	3	3
Madison, Richard	27	9	13	1	2	11	0	2	19
Scott, Mike	4	0	0	0	0	0	0	1	0
Jenkins, Cedric	16	1	3	2	2	6	1	5	4
Team	0	0	0	0	0	3	0	0	0
Totals	**200**	**25**	**64**	**12**	**15**	**43**	**15**	**24**	**65**

Vanderbilt 54	M	FG	FGA	FT	FTA	R	A	PF	TP
Westbrooks, B.	30	5	10	2	3	8	1	4	12
Reid, E.	28	2	6	2	3	6	1	4	6
Perdue, W.	34	4	14	0	5	16	2	1	8
Booker, B.	32	3	10	0	0	2	1	4	9
Goheen, B.	28	3	8	3	3	2	3	0	9
Wilcox, D.	15	1	4	2	4	3	1	1	5
Draud, S.	6	0	0	2	3	0	0	1	2
Rupp, C.	7	0	0	0	0	2	0	1	0
Clem, G.	2	0	1	0	2	1	0	0	0
Reece, S.	5	1	1	0	0	1	0	1	2
Kornet, F.	7	0	0	0	2	0	0	0	0
Neff, R.	6	0	1	1	2	2	0	4	1
Team	0	0	0	0	0	5	0	0	0
Totals	**200**	**19**	**55**	**12**	**27**	**48**	**9**	**21**	**54**

KENTUCKY	**36**	**29**	—	**65**
Vanderbilt	**21**	**35**	—	**54**

Shooting Percentages — KENTUCKY 39.1, Vanderbilt 34.5; **Turnovers** — KENTUCKY 14, Vanderbilt 18; **Technical Fouls** — KENTUCKY 0, Vanderbilt 1; **Attendance** — 23,013; **Three Point Goals** — Chapman, Rex (1) Miller, Derrick (1) Blackmon, James (1), Booker, B. (3) Wilcox, D. (1)

Game 24
Louisiana State 65, KENTUCKY 52
February 21, 1987 — Assembly Center — Baton Rouge

Once again, LSU got defensive and once again the Cats fell to the Tigers, this time 65-52.

Pressure defense by LSU put the Wildcats shooting into a deep freeze as UK hit just 35.2 percent. The only worst shooting performance this year was the 25 percent effort in the first meeting between the two teams.

As bad as the game ended, UK did enjoy early success as Rex Chapman fired in a quick 14 points, pushing the Cats to a 21-12 lead

LSU answered with defensive heat and cut the deficit to two at the intermission. Five minutes into the second half, the Tigers grabbed the lead at 33-32 and refused to give it up.

Nikita Wilson burned the Cats again with 22 points while Oliver Brown controlled the boards with 13 rebounds.

Louisiana State 65	M	FG	FGA	FT	FTA	R	A	PF	TP
Woodside, B.	32	3	5	1	3	4	5	5	8
Brown, Oliver	39	1	7	4	4	13	1	4	6
Wilson, Nikita	40	9	12	4	7	5	1	2	22
Joe, Darryl	37	4	9	3	4	5	6	5	12
Wilson, Anthony	38	4	10	2	2	3	3	1	12
Irvin, Fess	8	1	1	3	6	1	0	0	5
McDonald, Ben	2	0	0	0	0	0	0	0	0
Vargas, Jose	4	0	0	0	0	0	0	2	0
Team	0	0	0	0	0	4	0	0	0
Totals	**200**	**22**	**44**	**17**	**26**	**35**	**16**	**19**	**65**

KENTUCKY 52	M	FG	FGA	FT	FTA	R	A	PF	TP
Madison, Richard	37	4	10	0	1	6	0	4	8
Blackmon, James	21	1	3	1	2	1	1	0	3
Lock, Rob	26	4	8	4	6	7	0	4	12
Chapman, Rex	38	8	19	5	8	7	2	3	24
Davender, Ed	34	1	7	0	0	5	5	4	2
Miller, Derrick	7	1	2	0	0	2	1	0	3
Andrews, Paul	20	0	3	0	0	4	0	3	0
Thomas, Irving	6	0	1	0	0	0	0	4	0
Jenkins, Cedric	11	0	1	0	0	0	0	2	0
Team	0	0	0	0	0	2	0	0	0
Totals	**200**	**19**	**54**	**10**	**17**	**34**	**9**	**24**	**52**

Louisiana State	**24**	**41**	—	**65**
KENTUCKY	**26**	**26**	—	**52**

Shooting Percentages — Louisiana State 50.0, KENTUCKY 35.2; **Turnovers** — Louisiana State 15, KENTUCKY 17; **Technical Fouls** — Louisiana State 0, KENTUCKY 0; **Attendance** — 10,782; **Three Point Goals** — Woodside, B. (1) Joe, Darryl (1) Wilson, Anthony (2) Chapman, Rex (3) Miller, Derrick (1)

Game 25
Georgia 79, KENTUCKY 71
February 25, 1987 — Georgia Coliseum — Athens

For the second time this season, the Georgia Bulldogs put the bite on UK and collared the Cats 79-71.

The Georgia backcourt of Willie Anderson and Dennis Williams caused most of the havoc for Kentucky as the two combined for 45 points.

Game 25 (continued)

The Cats ran off 10 unanswered points early in the game to take a 15-10 lead. But UK let the Bulldogs work their way back into the game and eventually into a 33-32 halftime lead.

Georgia lengthened its margin to 10 at 54-44 but Kentucky fought back behind the long bombing of freshman Derrick Miller.

Miller canned three three-pointers and one jumper inside the stripe to draw the Cats to within three. But that was as close as they got before the final eight-point deficit.

Georgia 79	M	FG	FGA	FT	FTA	R	A	PF	TP
Kessler, C.	39	10	15	0	0	6	0	1	20
Kirce, D.	40	3	8	1	4	6	2	3	7
Burdette, E.	21	0	2	2	2	1	0	3	2
Williams, D.	40	9	9	11	13	3	3	2	29
Anderson, W.	36	6	12	4	4	2	8	2	16
Harron, M.	4	0	0	0	0	0	0	1	0
Kessler, A.	20	1	1	3	3	1	1	0	5
Team	0	0	0	0	0	5	0	0	0
Totals	**200**	**29**	**47**	**21**	**26**	**24**	**14**	**12**	**79**

KENTUCKY 71	M	FG	FGA	FT	FTA	R	A	PF	TP
Madison, Richard	30	3	4	1	4	7	1	0	7
Lock, Rob	17	4	5	3	3	5	0	4	11
Chapman, Rex	31	5	15	0	0	1	5	4	11
Blackmon, James	30	3	5	0	0	5	0	1	8
Davender, Ed	32	6	12	2	3	3	2	1	15
Miller, Derrick	15	5	9	0	0	0	0	3	14
Andrews, Paul	12	0	0	0	0	0	0	1	0
Thomas, Irving	10	1	3	0	0	0	0	2	2
Jenkins, Cedric	23	1	4	1	2	5	0	2	3
Team	0	0	0	0	0	2	0	0	0
Totals	**200**	**28**	**57**	**7**	**12**	**28**	**8**	**18**	**71**

Georgia	**33**	**46**	**—**	**79**
KENTUCKY	**32**	**39**	**—**	**71**

Shooting Percentages — Georgia 61.7, KENTUCKY 49.1; **Turnovers** — Georgia 8, KENTUCKY 9; **Technical Fouls** — Georgia 0, KENTUCKY 0; **Attendance** — 11,200; **Three Point Goals** — Chapman, Rex (1) Blackmon, James (2) Davender, Ed (1) Miller, Derrick (4)

Game 26
KENTUCKY 64, Ole Miss 63
February 28, 1987 — Rupp Arena

The scoreboard spelled trouble so freshman Rex Chapman flew in again to save the game for UK.

Chapman tossed in another buzzer-beater from 12 feet to quiet Ole Miss 64-63.

With 3:37 left in the game it appeared there would be no need for heroics. Kentucky seemed to be in control with a seven-point lead.

But the Rebels rallied for eight straight points.

Mississippi's Ronnie Sims, who led the Rebels with 18 points, gave his team a 63-62 lead with 50 seconds remaining. But Sims had only set the stage for Chapman.

KENTUCKY 64	M	FG	FGA	FT	FTA	R	A	PF	TP
Madison, Richard	37	5	9	1	2	9	1	0	11
Lock, Rob	24	3	5	1	2	4	1	3	7
Blackmon, James	28	4	8	0	0	4	3	4	9
Chapman, Rex	32	5	9	1	2	0	2	1	12
Davender, Ed	36	7	14	5	8	3	2	3	19
Miller, Derrick	4	0	0	0	0	0	1	1	0
Andrews, Paul	20	0	1	0	0	2	4	2	0
Thomas, Irving	13	1	1	2	2	1	1	2	4
Jenkins, Cedric	6	0	0	2	2	1	0	1	2
Team	0	0	0	0	0	1	0	0	0
Totals	**200**	**25**	**47**	**12**	**18**	**25**	**15**	**17**	**64**

Ole Miss 63	M	FG	FGA	FT	FTA	R	A	PF	TP
Ayers, J.	38	5	11	0	0	1	0	1	10
Smith, E.	39	3	9	0	0	10	1	3	6
Sims, R.	39	6	9	6	6	4	0	3	18
Prater, C.	26	4	5	1	2	3	2	4	10
Barnes, R.	39	4	11	4	4	3	7	3	12
Kessinger, K.	6	0	1	2	2	0	1	0	2
Miller, R.	11	1	3	2	3	2	0	1	5
Tranbarger, B.	2	0	0	0	0	0	0	0	0
Team	0	0	0	0	0	2	0	0	0
Totals	**200**	**23**	**49**	**15**	**17**	**25**	**11**	**15**	**63**

KENTUCKY	**41**	**23**	**—**	**64**
Ole Miss	**33**	**30**	**—**	**63**

Shooting Percentages — KENTUCKY 53.2, Ole Miss 46.9; **Turnovers** — KENTUCKY 16, Ole Miss 15; **Technical Fouls** — KENTUCKY 0, Ole Miss 0; **Attendance** — 23,265; **Three Point Goals** — Blackmon, James (1) Rex Chapman (1) Prater, C. (1) Miller, R. (1)

Game 27
KENTUCKY 75, Oklahoma 74
March 1, 1987 — Rupp Arena

Kentucky said goodbye to seniors James Blackmon and Paul Andrews by upsetting the No. 12-ranked Oklahoma Sooners 75-74.

It was another nail-biter for the Rupp Arena crowd as the Cats trailed by one with only nine seconds left on the clock.

But Kentucky worked an out-of-bounds play to perfection with Rex Chapman feeding the ball to Richard Madison for the game-winning layup.

The Sooners had a chance to pull the game out after Madison's bucket, but Ricky Grace missed an off-balance jumper and the horn went off before David Johnson's put-back went in.

Ed Davender and Chapman combined for 41 points while Madison continued his strong play with 12 points and an equal dozen rebounds.

KENTUCKY 65	M	FG	FGA	FT	FTA	R	A	PF	TP
Madison, Richard	36	5	13	2	4	12	2	2	12
Lock, Rob	23	2	5	3	5	8	1	5	7
Blackmon, James	27	2	8	0	0	2	4	1	5
Andrews, Paul	13	1	3	2	2	1	3	0	4
Davender, Ed	36	8	18	4	5	3	1	2	21
Chapman, Rex	33	8	12	1	1	3	3	1	20
Miller, Derrick	11	2	9	0	0	0	1	2	6
Thomas, Irving	4	0	0	0	0	0	0	1	0
Jenkins, Cedric	17	0	3	0	0	7	1	2	0
Team	0	0	0	0	0	1	0	0	0
Totals	**200**	**28**	**71**	**12**	**17**	**37**	**16**	**16**	**75**

Oklahoma 74	M	FG	FGA	FT	FTA	R	A	PF	TP
Kennedy, D.	40	8	16	2	3	10	0	2	18
Sieger, D.	7	1	1	0	0	1	0	1	2
Grant, H.	37	9	17	2	2	12	1	4	20
Grace, R.	40	6	10	0	1	5	4	4	13
McCalister, T.	33	2	12	0	0	4	5	2	5
King, S.	11	1	3	0	2	1	0	1	2
Johnson D.	32	6	9	2	2	7	1	3	14
Team	0	0	0	0	0	4	0	0	0
Totals	**200**	**33**	**68**	**6**	**10**	**44**	**11**	**17**	**74**

KENTUCKY	**35**	**40**	**—**	**75**
Oklahoma	**34**	**40**	**—**	**74**

Shooting Percentages — KENTUCKY 39.4, Oklahoma 48.5; **Turnovers** — KENTUCKY 8, Oklahoma 12; **Technical Fouls** — KENTUCKY 0, Oklahoma 0; **Attendance** — 23,991; **Three Point Goals** — Blackmon, James (1) Davender, Ed (1) Chapmon, Rex (3) Miller, Derrick (2) Grace, R. (1) McCalister, T. (1)

Game 28
Auburn 79, KENTUCKY 72
SEC Tournament Quarterfinals
March 6, 1987 — The Omni — Atlanta

The Wildcats bowed out of the Southeastern Conference tournament in their first game, losing to Auburn, 79-72. Going into the game UK coach Eddie Sutton said the Cats had to do three things to win: control the tempo, stop Auburn's transition game and shorten the length of the game. Kentucky accomplished none of the three and ended up on an early flight home.

All five Auburn players scored in double figures, while three UK players hit double digits. The Cats were led by Rex Chapman and Ed Davender, who each scored 17 points. Richard Madison added 10 points and led UK in rebounding with six.

The Cats had defeated the Tigers twice during the regular season but Auburn proved it was worthy of an NCAA bid by leading the entire game. Kentucky pulled to within two points at 57-55 with 10:08 to play but Auburn regained control and never looked back.

Auburn 79	M	FG	FGA	FT	FTA	R	A	PF	TP
Morris, C.	37	5	11	3	6	6	2	5	13
Jones, M.	37	6	15	5	5	5	2	5	17
Moore, J.	29	9	15	5	6	10	3	4	23
White, G.	34	4	6	0	1	3	5	3	11
Ford, F.	37	4	7	3	5	9	2	3	11
Howard, T.	21	2	4	0	0	1	1	2	4
Lynn, J.	4	0	1	0	0	0	1	0	0
Caylor, J.	1	0	0	0	0	0	0	0	0
Team	0	0	0	0	0	2	0	0	0
Totals	**200**	**30**	**59**	**16**	**23**	**36**	**16**	**22**	**79**

1986-87 SEASON

Game 28 (continued)

KENTUCKY 72	M	FG	FGA	FT	FTA	R	A	PF	TP
Madison, Richard	33	5	8	0	4	6	0	2	10
Lock, Rob	23	3	5	2	5	5	0	4	8
Chapman, Rex	31	6	11	2	3	3	4	3	17
Blackmon, James	27	2	7	3	4	4	2	3	8
Davender, Ed	40	7	14	2	4	3	2	2	17
Miller, Derrick	13	1	5	0	0	2	1	2	2
Andrews, Paul	9	1	2	0	0	2	1	0	2
Thomas, Irving	14	2	2	2	4	4	1	2	6
Jenkins, Cedric	10	1	2	0	0	3	0	4	2
Team	0	0	0	0	0	3	0	0	0
Totals	**200**	**28**	**56**	**11**	**24**	**35**	**11**	**22**	**72**

Auburn	**45**	**34**	**—**	**79**
KENTUCKY	**37**	**35**	**—**	**72**

Shooting Percentages — Auburn 50.8, KENTUCKY 50.0; **Turnovers** — Auburn 13, KENTUCKY 11; **Technical Fouls** — Auburn 0, KENTUCKY 0; **Attendance** — 13,279; **Three Point Goals** — White, G. (3) Chapman, Rex (3) Blackmon, James (1) Davender, Ed (1)

Game 29
NCAA Tournament - First Round
Ohio State 91, KENTUCKY 77
March 13, 1987 — The Omni — Atlanta

Kentucky's roller-coaster season finally came to a halt as the Wildcats made a quick exit from their record 32nd appearance in the NCAA tournament, losing to Ohio State, 91-77.

Behind strong play of All-American Dennis Hopson, who finished with 32 points, the Buckeyes took control early in the second half and breezed to victory.

Junior guard Ed Davender led the way for Kentucky with 23 points while junior center Rob Lock added 14 points and pulled down five rebounds.

Kentucky finished its season with an 18-11 record.

Ohio State 91	M	FG	FGA	FT	FTA	R	A	PF	TP
Hopson, D.	36	12	19	7	8	6	5	4	32
Francis J.	31	3	5	9	11	5	0	2	15
Anderson J.	30	4	5	2	2	4	0	2	10
Wilson, C.	32	7	10	4	4	4	6	2	19
Burson, J.	34	5	9	1	3	4	6	2	11
White, T.	12	1	1	0	1	4	0	0	2
Wesson, K.	10	0	0	0	0	0	0	1	0
Lomax, K.	15	1	1	0	1	2	1	4	2
Team	0	0	0	0	0	3	0	0	0
Totals	**200**	**33**	**50**	**23**	**30**	**32**	**18**	**16**	**91**

KENTUCKY 77	M	FG	FGA	FT	FTA	R	A	PF	TP
Chapman, Rex	33	4	16	3	3	4	2	5	13
Madison, Richard	34	4	7	1	3	4	1	3	9
Lock, Rob	27	6	8	2	3	5	0	4	14
Blackmon, James	26	2	6	0	0	3	3	1	6
Davender, Ed	35	7	13	7	8	1	5	3	23
Andrews, Paul	20	3	5	0	0	1	1	4	6
Thomas, Irving	9	0	0	0	0	0	2	3	0
Jenkins, Cedric	10	0	0	0	0	2	1	0	0
Miller, Derrick	5	2	3	0	0	0	0	1	6
Scott, Mike	1	0	0	0	0	1	0	0	0
Team	0	0	0	0	0	2	0	0	0
Totals	**200**	**28**	**58**	**13**	**17**	**23**	**15**	**24**	**77**

Ohio State	**42**	**49**	**—**	**91**
KENTUCKY	**40**	**37**	**—**	**77**

Shooting Percentages — Ohio State 66.0, KENTUCKY 48.3; **Turnovers** — Ohio State 17, KENTUCKY 14; **Technical Fouls** — Ohio State 0, KENTUCKY 0; **Attendance** — 15,128; **Three Point Goals** Hopson, D. (1) Wilson, C. (1) Chapman, Rex (2) Blackmon, James (2) Davender, Ed (2) Miller, Derrick (2)

1986-87 SENIOR STATS

14-PAUL ANDREWS 6-3, 195 Senior Guard London, Kentucky



- Played in all but five of Kentucky's 29 games last season. Started twice--once against Vanderbilt at Rupp Arena, then again against Oklahoma March 1, in the traditional "Seniors Day" game.
- Averaged 1.9 points and 1.5 rebounds a game as a senior.
- Was known primarily as an outstanding pure shooter who Coach Eddie Sutton used on occasion as a "zone buster."
- Scored a season-high six points in each of the two games against Florida.
- An outstanding young man who earned his degree last May and who was a valuable part of Kentucky basketball during his four years.

CAREER STATS

YEAR	G-GS	MINUTES	FIELD GOALS	FREE THROWS	REBOUNDS	A	POINTS	HIGH
Fr. (83-84)	18- 0	74- 3.9	9- 18/50.0	2- 4/ 50.0	10/0.6	5	20-1.1	4
So. (84-85)	20- 4	182- 9.1	20- 43/46.5	1- 2/ 50.0	8/0.4	17	41-2.1	8
Jr. (85-86)	24- 0	166- 6.9	17- 40/42.5	6- 6/100.0	17/0.7	14	40-1.7	6
Sr. (86-87)	24- 2	327-13.6	19- 39/48.7	6- 8/ 75.0	37/1.5	18	45-1.9	6
Totals	86- 6	749- 8.7	65-140/46.4	15- 20/ 75.0	67/0.8	54	146/1.7	8

10-JAMES BLACKMON 6-3, 170 Guard Marion, Indiana



- Averaged 8.4 points and 3.1 rebounds as a senior last year.
- Scored a career-high 27 points against Auburn at Rupp Arena as a senior, connecting on 10-of-13 shots, including 5-of-6 from three-point range.
- Was the third-leading assist man on the squad with 67 for the season.
- Led the team in steals with 50.
- Was second to Rex Chapman in three-point field goal percentage (37.5). Was an excellent long-range shooter.
- Committed only 43 turnovers in 833 minutes of play.
- Was drafted in the fifth round of the NBA draft by the New Jersey Nets.

CAREER STATS

YEAR	G-GS	MINUTES	FIELD GOALS	FREE THROWS	REBOUNDS	A	POINTS	HIGH
Fr. (83-84)	34- 2	520-15.3	52-114/45.6	24- 49/ 49.0	42/1.2	64	128-3.8	15
So. (84-85)	29-18	645-22.2	68-165/41.2	20- 35/ 57.1	40/1.4	63	156-5.4	17
Jr. (85-86)	36-36	992-27.6	148-303/48.8	41- 71/ 57.7	143/4.0	77	337-9.4	17
Sr. (86-87)	29-28	833-28.7	90-197/45.7	32- 58/ 55.2	89/3.1	67	245-8.4	27
Totals	128-84	2980-23.3	358-779/46.0	117-213- 54.9	214/1.7	271	866/6.8	27

The Tradition



THE TRADITION OF KENTUCKY BASKETBALL

The dull thump-thumping of a basketball on a dirt, backyard court. Sneakers squeaking on a gym floor in the dead of summer. An automobile parked in just the right spot, its radio straining to bring in a distant signal. The deafening roar of 23,000 voices at Rupp Arena screaming their hearts out to somehow help their young, blue and white-clad heroes pull out another victory.

Five extraordinary athletes racing for the easy two points at the end of a trademark fast break.

It's Kentucky basketball. Not just basketball — **Kentucky Basketball.**

Over the years, those two words have become synonomous with each other — and synonomous with excellence.

No other college has won as many basketball games as the University of Kentucky. The victory count now stands at 1,426 games and there is no end in sight.

Coach Eddie Sutton guided the Wildcats to a 32-4 record and a third-place national ranking two seasons ago, then followed that with an 18-11 record last season that included wins over Louisville (85-51), Navy (80-69) and Oklahoma (75-74). Prior to that, Joe B. Hall coached the Wildcats to 297 victories in his 13 years. His predecessor, the legendary Adolph F. Rupp, compiled more victories than any coach in the history of college basketball — 879. Rupp took a good program and put it on a pedestal from which it never has fallen.



Rick Robey, James Lee and Jack Givens celebrate UK's 1978 NCAA Championship.

Kentucky currently sports the longest string of non-losing seasons in NCAA college basketball. The Wildcats have not had a losing season in 59 years. The last time Kentucky finished on the minus side of the ledger was in 1927, when UK was 3-13.

The Wildcats have captured five NCAA Championships and two NIT titles. UK has won 36 Southeastern Conference championships — more than all the other schools combined.

Yet, there is something else that comes along with the wins and trophies. It is a spirit that has infected practically all of Kentucky.

Indeed, the term "Kentucky Basketball" refers as much to the state as to the school.

When the Wildcats conduct pre-season scrimmages at high school gyms across the Commonwealth before the season, the fans pack the 4,000-5,000-seat facilities to the rafters for a chance to watch an intrasquad game. Tickets are scalped in the parking lots of those events. Kentucky's home games are played at the 23,000-seat Rupp Arena and tickets are sold-out before the season starts, as they have been for about 30 years.

A game-night at Rupp Arena is an event that brings out goosepimples in even the cynical. A young coach on Kentucky's schedule brought his team in for its initial practice session and stood silently surveying the grandeur of Rupp Arena. After several moments of silence, he commented with a reverence.

"I have heard about this place but didn't believe it. It's awesome. This has got to be THE place to play basketball. You can FEEL the tradition."

The next night, he and his team became yet another victim of the Wildcats at Rupp Arena, where UK has racked up a near-miraculous 90.5 winning percentage, winning 153 games in 11 seasons while losing only 16.

Last season, the Wildcats attracted 19,000 fans for a morning practice session at Louisville's Freedom Hall. That night, a sold-out crowd of 20,000 watched Kentucky play Georgia.

The Wildcats enjoy the largest radio network in the nation with more than 100 stations carrying the action of UK basketball to millions of fans around the country. The Cats are also a popular television attraction, as only three of UK's 29 games last season were not seen of TV.

The Wildcats annually attract an SRO crowd of 11,500 to its "Midnight Practice" at 12:01 a.m. Oct. 15, the first moment college basketball teams are permitted to practice. The activities at Memorial Coliseum are beamed across the state by live television coverage.

There's nothing quite like Kentucky basketball. You have to see it to believe it.



Kentucky has won 36 SEC titles in the 54-year history of the league.

THE TRADITION

AMERICA'S "TOP DRAWER" PROGRAM

Quoting NBC commentator and former Marquette coach Al McGuire:

"My genuine opinion of the Kentucky basketball program is that there is only one and it is top drawer, Park Avenue, and that all other basketball programs in the country think they are, but they are not. The closest ones to get to it (Kentucky) are North Carolina, maybe Indiana and UCLA. But at Kentucky, basketball is a type of religion, such a fanatical obsession that they expect to be national champions each year, and they live and die with each ball game. One of the things that is so different about Kentucky is that they have more than 100 stations that the games are broadcast over, while most colleges that have three or four think they are the greatest thing since sliced bread. Kentucky puts SRO — 23,000 people — in Rupp Arena; if they built an arena seating 50,000, there would still be a waiting list.

I'm not looking to throw a party for Kentucky, but that is how I feel. I think it's an honest appraisal because I've seen all the programs, touching them as a coach, a player, and as an NBC broadcast commentator the past four or five years. I have touched all the so-called capitals of basketball, but when it gets down to the short stroke the only true capital of basketball is Lexington. I even think there are times when the horses kinda bend down a little to the roundball."



A "standing room only" crowd of nearly 12,000 jams Memorial Coliseum for the annual "Midnight Practice."



The legendary Adolph Rupp reacts on the bench.



Camping out for Wildcat Basketball tickets.



Adolph Rupp



Joe B. Hall

KENTUCKY COACHES THROUGH THE YEARS

Years at UK	Name	Tenure	Won	Lost	Pct.	Best Season
1903-09	W.W.H. Mustaine and Others	7	21	35	.375	
1910	E.R. Sweetland & R.E. Spahr	1	4	8	.333	
1911	H.J. Iddings	1	5	6	.454	5-6 in 1911
1912	E.R. Sweetland	1	9	0	1.000	9-0 in 1912
1913	J.J. Tigert	1	5	3	.625	5-3 in 1913
1914-15	Alpha Brumage	2	18	7	.720	11-2 in 1914
1916	J.J. Tigert (James Park)	1	8	6	.571	8-6 in 1916
1917	J.J. Tigert (W.P. Tuttle)	1	4	6	.400	4-6 in 1917
1918	S.A. Boles	1	9	*2-1	.792	9-2-1 in 1918
1919	Andrew Gill	1	6	8	.428	6-8 in 1919
1920-24	George Buchheit	5	44	27	.619	13-1 in 1921
1925	C.O. Applegran	1	13	8	.619	13-8 in 1925
1926	Ray Eklund	1	15	3	.833	15-3 in 1926
1927	Basil Hayden	1	3	13	.187	3-13 in 1927
1929-30	John Mauer	3	40	14	.740	16-3 in 1930
1931-72	Adolph Rupp	•42	879	190	.822	25-0 in 1954
1973-85	Joe B. Hall	13	297	100	.748	30-2 in 1978
1986-	Eddie Sutton	2	50	15	.769	32-4 in 1986

19 Coaches in 84 seasons

Games: Won 1426, Lost 451, Tied 1, 76.0

* Unique tie game resulted from scorer's error discovered after game.

• No schedule played in 1953 — Rupp's record for 41 seasons. Five wins in 1966 International Universities Tournament in Israel not included in team totals.

√ Basketball at UK reportedly started when W.W.H. Mustaine called together some students, took up a collection totaling $3 for a ball and told them to start playing. There was no official coach from 1903 until 1910. Managers ran the team.

THE TRADITION

1986-87 Wildcat Basketball Notes

Kentucky continues to be the winningest team in college basketball, both in number of wins and in winning percentage. Through the years, the Wildcats have won **1,426** games, while losing only 451. That's a winning percentage of 76.0.

* * * *

More than a **half million** fans watched the Wildcats in action in person in 1986-87. That breaks down as follows: **Home:** 345,718 (23,047 avg.) **Other:** 185,550 (13,253 avg.) **Total:** 531,268 (18,320 avg.)

* * * *

The Wildcats racked up a 13-2 record at Rupp Arena last season, improving UK's 11-year mark in the largest built-for-basketball arena in the country to **153-16**. UK's winning percentage of 90.5 in the building named for the winningest coach in college basketball history, Adolph Rupp, ranks among the tops in the country.

* * * *

According to the Jeff Sagarin computer rankings, which are used by the NCAA tournament selection committee, Kentucky played the toughest schedule in the country in 1986-87. The Wildcats met Top 50 opponents in 22 of their 29 games. Kentucky also played 15 games against teams in the NCAA tournament field, compiling a 7-8 record in those games. Of the top 15 toughest schedules, seven were played by schools in the Southeastern Conference.

* * * *

Kentucky made its **32nd** appearance in the NCAA tournament, more than any other school in the country. The Wildcats played in college basketball's showcase for the **eighth straight year**, earning Kentucky the distinction of being **one of only THREE schools** that have gone to at least the last eight tourneys. North Carolina made its 13th straight appearance, while Georgetown was in for the ninth straight year.

UK has now competed in either the NCAA or the NIT for 13 straight seasons, winning a championship in each of those tournaments once during that time. In 1976, the Wildcats won the NIT and two years later advanced through the Final Four without a loss to capture the NCAA title in 1978.

Coach Eddie Sutton has now guided a team to the NCAA tournament for 11 straight years. The only coach who can match that record is North Carolina's Dean Smith, who has guided the Tar Heels to the NCAA for 13 straight years.

* * * *

When Kentucky upset Oklahoma in the regular-season home finale March 1, it marked the **23rd consecutive year** the Wildcats have won their last regular-season home game. The last time Kentucky lost on "Senior Sendoff" was in 1964, when the Cats lost to St. Louis at Memorial Coliseum, 67-60.

* * * *

Kentucky's legendary radio play-by-play announcer Cawood Ledford has now completed 34 years as the "Voice of the Wildcats." In a recent survey of active college basketball announcers, Ledford ranks tied for sixth in longevity. As he has for the last several years, Ledford once again is the radio voice of the Final Four on CBS Radio.

* * * *

If a poll were taken to determine the greatest fan in college basketball, Lexington's Steve Rardin would have to rank right at the top. The Wildcats' "Super Fan" has now seen **566 straight** UK games in person, home or away. The last time he missed a UK game was on New Year's Eve, 1968, when his wife would not let him miss a planned New Year's Eve party.



Coach Eddie Sutton addresses packed house of 19,000 at morning practice session in Louisville's Freedom Hall.



Senior's Day has been described by NBC-TV announcer Dick Enberg as, "Truly one of the most touching moments in all of sports."

THE TRADITION

Although the Wildcats were eliminated in the first round of the NCAA tournament by Ohio State, Kentucky did win a national championship — in cheerleading. The UK cheerleaders captured their second national title in the last three years in January when they won the Ford College Cheerleading Championships in San Diego, Calif. The squad dedicated the win to Dale Baldwin, the captain of the squad who was paralyzed from the neck down as a result of an accident suffered before the Blue-White scrimmage at Louisville's Freedom hall Nov. 4.

* * * *

1986-87 was a banner year for the Southeastern Conference, as eight league teams competed in post-season action, including a conference record SIX in the NCAA. Previously, the best (number-wise) for the SEC was in 1985, when five teams (Alabama, Auburn, Georgia, Kentucky and LSU) received NCAA bids and two (Florida and Tennessee) received NIT bids.

The league compiled an 8-6 record in the 1986-87 NCAA, led by LSU, which advanced to the final game of the Midwest Regional before being knocked off by Indiana.

The showing was a definite financial bonanza for the league, as the appearances generated an estimated $2.6 million in revenue.

* * * *

According to a recent edition of **The Birmingham News**, Kentucky has the second-highest graduation rate in the Southeastern Conference during the last decade. The paper reported that UK graduated 20 of 33 lettermen during that time for a percentage of 60.6. Vanderbilt placed first in the league with a 64.9 graduation percentage.

"Naturally, we are pleased to rank so high," said UK coach Eddie Sutton. "We have always stressed academics here and that speaks highly of our program.

"I might add that those figures include players who did not complete their four years here, so in reality, our graduation rate is actually higher than those figures reported."



Former Governor A.B. "Happy" Chandler sings "My Old Kentucky Home".

NATIONAL CHAMPIONS

1947-48 NCAA CHAMPIONS



Front Row: Coach Rupp, Johnny Stough, Ralph Beard, Kenneth Rollins, Cliff Barker, Jr., Dale Barnstable, Asst. Coach Harry Lancaster. **Second Row:** Manager Humzey Yessin, Garland Townes, Jim Jordan, Joe Holland, Alex Groza, Wallace Jones, Jim Line, Roger Day, trainer Wilbert Bud Berger.

THE TRADITION

NATIONAL CHAMPIONS

1948-49 NCAA CHAMPIONS



Front Row: Coach Rupp, Jim Line, Cliff Barker, John Stough, Ralph Beard, Joe Hall, Garland Townes and assistant coach Harry Lancaster. **Back Row:** Dale Barnstable, Walt Hirsch, Wallace Jones, Captain Alex Groza, Bob Henne, Roger Day and manager Humzey Yessin.

1950-51 NCAA CHAMPIONS



Standing: Ramsey, Linville, Spivey, Layne, Tsioropoulos, Morgan. **Seated:** Coach Rupp, Hagan, Newton, Hirsch, Lansaw, Price, and Asst. Coach Lancaster. **Below:** Castle, Whitaker, Watson, Strong and Riddle.

THE TRADITION

NATIONAL CHAMPIONS

1951-52 AP and UPI CHAMPIONS



Front Row: Coach Adolph Rupp, Gayle Rose, Bill Evans, Bobby Watson, Lucian Whitaker, Willie Rouse, Bobby Moore, manager. **Back Row:** Gene Neff, Cliff Hagan, Shelby Linville, Ronald Clark, Lou Tsioropoulous, Frank Ramsey and James Flynn.

1953-54 AP CHAMPIONS — UNDEFEATED 25-0



Front Row: Coach Adolph Rupp, Linville Puckett, Jess Curry, Gayle Rose, Clay Evans, Willie Rouse, Dan Chandler, Pete Grigsby, Assistant Coach Harry Lancaster. **Back Row:** Student Manager Mike Dolan, Hugh Coy, Cliff Hagan, Lou Tsioropoulos, Jerry Bird, Phil Grawemeyeyer, Harold Hurst, Bill Bibb, Frank Ramsey and Bill Evans.

THE TRADITION

NATIONAL CHAMPIONS

1957-58 NCAA CHAMPIONS



Front Row: Coach Rupp, Adrian Smith, John Crigler, Ed Beck, Don Mills, Johnny Cox, Vernon Hatton, Asst. Coach Harry Lancaster. **Second Row:** Student Manager Jay Atkerson, Earl Adkins, Dick Howe, Phil Johnson, Bill Cassady, Lincoln Collinsworth and Harold Ross.

1965-66 AP and UPI CHAMPIONS



Front Row: Coach Adolph Rupp, Gene Stewart, Pat Riley, Louie Dampier, Bob Tallent, Steve Clevenger, Jim LeMaster, Assistant Coach Harry Lancaster. **Back Row:** Tommy Porter, Gary Gamble, Tommy Kron, Cliff Berger, Larry Lentz, Brad Bounds, Thad Jaracz, Larry Conley and Student Manager Mike Harreld.

THE TRADITION

NATIONAL CHAMPIONS

1969-70 AP and UPI CHAMPIONS



Front Row: Coach Adolph Rupp, Dan Issel, Tom Parker, Bob McCowan, Larry Steele, Mike Pratt, Randy Nall, Asst. Coach Joe B. Hall. **Back Row:** Assistant Coach Dick Parsons, Trainer Claude Vaughan, Kent Hollenbeck, Jim Dinwiddie, Clint Wheeler, Art Laib, Randy Pool, Mark Soderberg, Stan Key, Terry Mills, Bill Busey, Assistant Coach T. L. Plain and Manager Doug Billips.

1977-78 NCAA CHAMPIONS



Front Row: Coach Joe Hall, Jay Shidler, Dwane Casey, Kyle Macy, Jack Givens, Tim Stephens, Chris Gettelfinger, Truman Claytor and Asst. Coach Dick Parsons. **Second Row:** Asst. Trainer Walt McCombs, Manager Don Sullivan, LaVon Williams, Scott Courts, Mike Phillips, Rick Robey, Chuck Aleksinas, Fred Cowan, James Lee, Asst. Coach Leonard Hamilton and Asst. Coach Joe Dean, Jr.

THE TRADITION

UNIVERSITY OF KENTUCKY

ALL – AMERICANS

(33 PLAYERS CHOSEN 51 TIMES) * CONSENSUS; ** 2ND TEAM CONSENSUS



BASIL HAYDEN
Forward — 1921
Paris High School
Paris, Ky.



BURGESS CAREY
Guard — 1925
Lexington Senior High School
Lexington, Ky.



CAREY SPICER
Forward — 1929, 30
Lexington Senior High School
Lexington, Ky.



PAUL McBRAYER
Guard — 1930
Kavanaugh High School
Lawrenceburg, Ky.



FOREST SALE
Center-Forward — 1932, 33
Kavanaugh High School
Lawrenceburg, Ky.



ELLIS JOHNSON
Guard — 1933
Ashland High School
Ashland, Ky.



JOHN DeMOISEY
Center — 1934
Walton High School
Walton, Ky.



LeROY EDWARDS
Center — 1935
Tech High School
Indianapolis, Ind.



BERNARD OPPER
Guard — 1939
Morris High School
New York, N.Y.



LEE HUBER
Guard — 1940, 41
St. Xavier High School
Louisville, Ky.



BOB BRANNUM
Center — 1944
Winfield High School
Winfield, Kan.



JACK PARKINSON
Guard — 1946
Yorktown High School
Yorktown, Ind.



JACK TINGLE
Forward — 1947
Trimble High School
Bedford, Ky.



RALPH BEARD
Guard — 1947, 48*, 49*
Male High School
Louisville, Ky.



ALEX GROZA
Center — 1947, 48**, 49*
Martins Ferry High School
Martins Ferry, Ohio

THE TRADITION



WALLACE JONES
Forward — 1949**
Harlan High School
Harlan, Ky.



BILL SPIVEY
Center — 1951*
WArner Robins High School
Warner Robins, Ga.



CLIFF HAGAN
Center — 1952*, 54*
Owensboro High School
Owensboro, Ky.



FRANK RAMSEY
Guard — 1952, 54**
Madisonville High School
Madisonville, Ky.



BOB BURROW
Center — 1956**
Wells High School
Wells, Texas



VERNON HATTON
Guard — 1958
Lafayette High School
Lexington, Ky.



JOHNNY COX
Forward — 1959*
Hazard High School
Hazard, Ky.



COTTON NASH
Ctr.-For. — 1962**, 63**, 64*
Lake Charles High School
Lake Charles, La.



PAT RILEY
Forward — 1966
Linton High School
Schenectady, N.Y.



LOUIE DAMPIER
Guard — 1966*, 67**
Southport High School
Indianapolis, Ind.

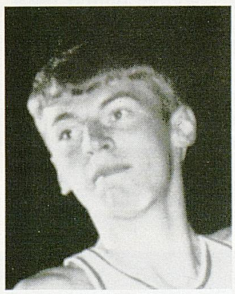

DAN ISSEL
Center — 1969, 70*
Batavia High School
Batavia, Ill.



KEVIN GREVEY
Forward — 1974, 75
Taft High School
Hamilton, Ohio



JACK GIVENS
Forward — 1977, 78
Bryan Station High School
Lexington, Ky.



RICK ROBEY
Forward-Center — 1977, 78
Brother Martin High School
New Orleans, La.



KYLE MACY
Guard — 1979, 80*
Peru High School
Peru, Ind.



SAM BOWIE
Center — 1981
Lebanon High School
Lebanon, Pa.



MELVIN TURPIN
Center — 1984**
Bryan Station High School
Lexington, Ky.



KENNY WALKER
Forward — 1985, 86*
Crawford Co. High School
Roberta, Ga.

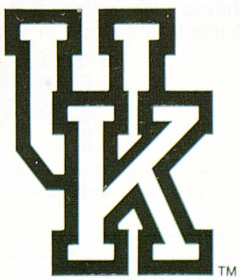

THE TRADITION

WHO WERE? . . . . .

"THE FABULOUS FIVE"



Picture: Rupp with the "Fabulous Five" Wallace "Wah" Jones (27), Alex Groza (15), Cliff Barker (23), Ken Rollins (26) and Ralph Beard (12).

One of the most frequently-asked questions tossed at basketball historians and sports authorities is, "Who were the 'Fabulous Five' of Kentucky?" The answer is Alex Groza (center), Ralph Beard and Kenny Rollins (guards), "Wah Wah" Jones and Cliff Barker (forwards). This famous 1947-48 team, captained by Rollins, won 36 and lost 3 while sweeping to Kentucky's first NCAA title. The Fabulous Five then went on to participate as a unit in the Olympic Games, helping the USA team capture the world championship. Rollins graduated after the 1948 season, but the remaining foursome continued to play havoc with collegiate basketball and copped another NCAA title for Kentucky in 1949 with a record of 32-2.

THE FIDDLIN' FIVE

Before the 1957-58 season began, Coach Adolph Rupp commented about the upcoming season, "They might be pretty good barnyard fiddlers, but we have a Carnegie Hall schedule, and it will take violinists to play that competition."

When the Wildcats became notorious for, as Rupp put it, "fiddlin' around and fiddlin' around then finally pulling it out at the end," the team was tagged with the nickname "The Fiddlin' Five."

The "Fiddlin' Five," became Rupp's fourth national championship team when it defeated Elgin Baylor and Seattle in the title game at Louisville's Freedom Hall, 84-72. After the game, Rupp said, "Those boys certainly are not concert violinists, but they sure can fiddle."

RUPP'S RUNTS

The 1965-66 UK team earned this nickname because the biggest man among the Wildcat starting five was guard Tommy Kron, at 6-5. Center Thad Jaracz, who worked his way into the starting lineup, was also 6-5, while forwards Larry Conley and Pat Riley were 6-3 and guard Louie Dampier was 6-0.

The team became one of Rupp's favorites during his long tenure at Kentucky. Before the season started, Rupp commented, "I honestly believe that man-for-man we just might have in the making a better team than we had in 1958, when we won the national championship."

The Runts did indeed turn out to be one of the outstanding teams in UK's glorious history, compiling a sparkling 32-2 record, but coming just one game shy of the NCAA title when beaten by Texas Western (now UTEP) in the finals, 72-65.



Former University of Kentucky All-American Cliff Hagan (6) looks on as St. John's Al McGuire (18) and Frank Mulzoff (17) combine efforts in an attempt to wrest ball held firmly by Kentucky's Lou Tsioropoulous (16) in 1951 NCAA Eastern Regional Semi-final at Madison Square Garden. Kentucky won the game, 59-43. Of course, McGuire went on to coach at Marquette and is now an NBC-TV basketball color analyst, while Hagan now serves as the athletics director at UK.

THE TRADITION

RETIRED JERSIES

In recognition of outstanding achievements in the field of athletic endeavor, the University of Kentucky Athletics Association has retired the jersies of the following former Wildcat basketball players:



4-Layton "Mickey" Rouse
1938-39-40

"The Fabulous Five"
1948 National Champions
Olympic Gold Medalists



12-Ralph Beard
1946-47-48-49



15-Alex Groza
1945-47-48-49



22-Cliff Barker
1947-48-49



26-Kenny Rollins
1943-47-48



27-Wah Jones
1946-47-48-49

Undefeated
National Champions
1954



6-Cliff Hagan
1951-52-54



16-Lou Tsioropoulos
1951-52-54



20-Gayle Rose
1952-54-55



22-Jerry Bird
1954-55-56



30-Frank Ramsey
1951-52-54



42-Billy Evans
1952-54-55



44-Phil Grawemeyer
1954-55-56

• The University of Kentucky retires jersies, **not** numbers.

BASKETBALL HALL OF FAME

Three representatives of the University of Kentucky have been enshrined in the Basketball Hall of Fame in Springfield, Mass.



Adolph F. Rupp
Coach – 1931-1972
Inducted 1969



Clifford O. Hagan
Player – 1951-52-54
Inducted 1977



Frank V. Ramsey
Player – 1951-52-54
Inducted 1981

THE TRADITION

HONORS
ALL-SOUTHEASTERN CONFERENCE
(63 Players Chosen 113 Times)

Ellis Johnson (G) 1933
Forest Sale (C) 1933
John DeMoisey (F) ..... 1933, '34
Bill Davis (G) 1934
Leroy Edwards (C) 1935
Dave Lawrence (F) 1935
Ralph Carlisle (F) ..... 1936, '37
Warfield Donohue (G) 1937
Bernie Opper (G) ..... 1938, '39
Layton Rouse (G) 1940
Lee Huber (G) 1941
James King (C) 1941
Marvin Akers (F) ..... 1941, '43
Ermal Allen (F) 1942
Melvin Brewer (C) 1943
Bob Brannum (C) 1944
Jack Parkinson (G) ..... 1944, '45, '46
Jack Tingle (F) ..... 1944,'45, '46, '47
Kenton Campbell (C) 1945
Ralph Beard (G) ..... 1946, '47, '48, '49
Wallace Jones (F) ..... 1946, '47, '48, '49
Joe Holland (F) 1947
Alex Groza (C) ..... 1948, '49
Kenny Rollin (G) ..... 1947, '48
Jim Line (F) 1950
Bill Spivey (C) ..... 1950, '51
Walt Hirsch (F) 1951
Shelby Linville (F) 1951
Bobby Watson (G) ..... 1951, '52
Frank Ramsey (G) ..... 1951, '52, '54
Cliff Hagan (C) ..... 1952, '54
Bill Evans (G-F) 1955
Bob Burrow (C) ..... 1955, '56
Johnny Cox (F) ..... 1957, '58, '59
Vernon Hatton (G) 1958
Don Mills (C) 1960
Bill Lickert (F-G) ..... 1959, '60, '61
Larry Pursiful (G) 1962
Cotton Nash (C-F) ..... 1962, '63, '64
Ted Deeken (F) 1964
Tommy Kron (G) ..... 1965, '66
Pat Riley (F) ..... 1965, '66
Thad Jaracz (C-F) 1966
Larry Conley (F) 1966
Louie Dampier (G) ..... 1965, '66, '67
Mike Casey (G) ..... 1968, '69, '71
Dan Issel (C) ..... 1968, '69, '70
Mike Pratt (F) ..... 1969, '70
Larry Steele (F) 1971
Tom Parker (F) ..... 1971, '72
Tom Payne (C) 1971
Jim Andrews (C) ..... 1972, '73
Kevin Grevey (F) ..... 1973, '74, '75
Jack Givens (F) ..... 1976, '77, '78
Rick Robey (F) ..... 1977, '78
Kyle Macy (G) ..... 1978, '79, '80
Sam Bowie (C) ..... 1980, '81
Derrick Hord (F) 1982
Melvin Turpin (C) ..... 1983, '84
Kenny Walker (F) ..... 1985, '86
Winston Bennett (F) 1986
Rex Chapman (G) 1987
Ed Davender (G) 1987

ALL-NCAA TOURNAMENT

(FINAL FOUR)

*Alex Groza (C) ..... 1948, '49
Bill Spivey (C) 1951
Shelby Linville (F) 1951
Vernon Hatton (G) 1958
Johnny Cox (F) 1958
Pat Riley (F) 1966
Louie Dampier (G) 1966
Kevin Grevey (F) 1975
*Jack Givens (F) 1978
Rick Robey (F) 1978

*Chosen most valuable player

(REGIONAL)

*Alex Groza (C) ..... 1948, '49
Bill Spivey (C) 1951
Bob Burrow (C) ..... 1955, '56
Gayle Rose (G) 1958
Vernon Hatton (G) 1958
Johnny Cox (F) ..... 1957, '58, '59
Bill Lickert (F) 1961
Larry Pursiful (G) 1962
Cotton Nash (C-F) 1962
*Pat Riley (F) 1966
Louie Dampier (G) 1966
Mike Casey (G) 1968
Dan Issel (C) ..... 1968, '69, '70
Jim Andrews (C) ..... 1972, '73
Jimmy Dan Conner (G) 1975
Jack Givens (F) ..... 1977, '78
Mike Phillips (C) 1978
*Kyle Macy (G) 1978
Fred Cowan (F) 1980
Jim Master (G) 1983
Melvin Turpin (C) ..... 1983, '84
*Dicky Beal (G) 1984
Sam Bowie (F) 1984
Kenny Walker (F) ..... 1985, '86
Winston Bennett (F) 1986
*Chosen most valuable player

KENTUCKY ACADEMIC ALL-AMERICANS

Louie Dampier ..... Guard 1966-67
Dan Issel ..... Center 1970
Mike Pratt ..... Forward 1970
Mike Casey ..... Guard 1971
Bob Guyette ..... Forward 1975
Jimmy Dan Conner ..... Guard 1975
Kyle Macy ..... Guard 1979

ALL-SOUTHERN CONFERENCE

Paul Jenkins (G) 1926
Carey Spicer (G) 1929-31
Louis McGinnis (F) 1931
George Yates (G) 1931
Ellis Johnson (C-F) 1932

KENTUCKY ACADEMIC ALL-SOUTHEASTERN CONFERENCE

Roy Roberts ..... Forward 1962
Larry Conley ..... Guard ..... 1964, '65
Louie Dampier ..... Guard ..... 1966, '67
Cliff Berger ..... Center ..... 1966, '68
Mike Pratt ..... Forward 1970
Dan Issel ..... Center 1970
Mike Casey ..... Forward 1971
Tom Parker ..... Center 1971
Bob Guyette ..... Center 1974
Jimmy Dan Conner ..... Guard 1975
Kyle Macy ..... Guard 1979
*Chuck Verderber ..... Forward ..... 1980, '81, '82
Winston Bennett ..... Forward 1985
Bret Bearup ..... Center 1985

*Only the third play in conference history to be named Academic ALL-SEC three times.

ALL-SIAA TOURNAMENT

Paul Adkins (C) 1921
Bill King (F) 1921
Robert Lavin (G) 1921

Basketball Trivia - Who are the top two career scorers in the now defunct American Basketball Association (ABA) (1967-76)? Answer: Two former Kentucky All-Americans! The leader is Louie Dampier, who scored 13,725 points, average of 18.9 in nine years with the Kentucky Colonels, and the second, Dan Issel, who scored 12,823 points, average of 25.6 (3rd best) in six years with the Kentucky Colonels and Denver Nuggets.

THE TRADITION

KENTUCKY IN THE NCAA TOURNAMENT

Kentucky has made 32 appearances in the NCAA tournament — more than any other school. The Wildcats have played in college basketball's showcase for eight straight years, giving UK the distinction of being one of only three schools that have gone to at least the last eight tourneys. North Carolina and Georgetown are the other two. That post-season tournament streak extends to 13 straight years when including the NIT.

Through the years, Kentucky has captured the NCAA title five times. Only UCLA can boast of more titles. Likewise, UCLA is the only school that can boast of more overall NCAA tournament victories (56) than UK (53). Through the years, Kentucky has racked up an impressive 53-29 NCAA tournament record.

YEAR-BY-YEAR IN THE NCAA

1987	Won 0, Lost 1	Eliminated by Ohio State in Southeast Region First-Round
1986	Won 3, Lost 1	Eliminated by LSU in Southeast Region Finals
1985	Won 2, Lost 1	Eliminated by St. John's in the West Region Semi-Finals
1984	Won 3, Lost 1	Eliminated by Georgetown in Final Four Semi-finals
1983	Won 2, Lost 1	Eliminated by Louisville in Mideast Regional Finals
1982	Won 0, Lost 1	Eliminated by Middle Tenn. in Mideast First Round
1981	Won 0, Lost 1	Eliminated by UAB in Mideast First Round
1980	Won 1, Lost 1	Eliminated by Duke in Mideast Semi-Finals
1978	Won 5, Lost 0	NATIONAL CHAMPIONS — Defeated Duke for title
1977	Won 2, Lost 1	Eliminated by North Carolina in East Regional Finals
1975	Won 4, Lost 1	RUNNER-UP Lost to UCLA in Championship Game
1973	Won 1, Lost 1	Eliminated by Indiana in Mideast Regional Final
1972	Won 1, Lost 1	Eliminated by Florida State in Mideast Regional Final
1971	Won 0, Lost 2	Eliminated by Western Kentucky in Mideast First Round
1970	Won 1, Lost 1	Eliminated by Jacksonville in Mideast Final
1969	Won 1, Lost 1	Eliminated by Marquette in Mideast First Game
1968	Won 1, Lost 1	Eliminated by Ohio State in Mideast Regional Final
1966	Won 3, Lost 1	RUNNER-UP Lost to Texas Western in Championship game
1964	Won 0, Lost 2	Eliminated by Ohio Univ. in Mideast First Game
1962	Won 1, Lost 1	Eliminated by Ohio State in Mideast Final
1961	Won 1, Lost 1	Eliminated by Ohio State in Mideast Final
1959	Won 1, Lost 1	Eliminated by Louisville in Mideast First Round
1958	Won 4, Lost 0	NATIONAL CHAMPIONS Defeated Seattle for title
1957	Won 1, Lost 1	Eliminated by Michigan State in Midwest Final
1956	Won 1, Lost 1	Eliminated by Iowa in East Regional First Round
1955	Won 1, Lost 1	Eliminated by Marquette in East Regional First Round
1954		Withdrew after winning automatic berth as SEC champion
1952	Won 1, Lost 1	Eliminated by St. John's in East Regional Final
1951	Won 4, Lost 0	NATIONAL CHAMPIONS Defeated Kansas State for title
1949	Won 3, Lost 0	NATIONAL CHAMPIONS Defeated Oklahoma A&M for title
1948	Won 3, Lost 0	NATIONAL CHAMPIONS Defeated Baylor for title
1945	Won 1, Lost 1	Eliminated by Ohio State in first round
1942	Won 1, Lost 1	Eliminated by Dartmouth in second game

TOTALS 32 appearances Won 53, Lost 29 Five National Championships; Runner-Up Twice; Nine Final Four appearances; 20 Final Eight appearances.

Years in NCAA Tourney — 1942-45-48-49-51-52-55-56-57-58-59-61-62-64-66-68-69-70-71-72-73-75-77-78-80-81-82-83-84-85-86-87

NCAA TOURNAMENT WINNINGEST COACHES BY VICTORIES (TITLES)

John Wooden, UCLA (10) 47
Dean Smith, North Carolina (1) 33
Adolph Rupp, Kentucky (4) 30
Denny Crum, Louisville (2) 27
Bob Knight, Indiana (2) 27
Guy Lewis, Houston 26
John Thompson, Georgetown (1) 21
Joe B. Hall, Kentucky (1) 20
Al McGuire, Marquette (1) 20
Digger Phelps, Notre Dame 16
Eddie Sutton, Creighton, Arkansas, Kentucky 15
Henry Iba, Oklahoma State (2) 15
Lefty Driesell, Davidson, Maryland 15
Gene Bartow, Memphis St., UCLA, UAB 14
Frank McGuire, No. Carolina, So. Carolina (1) 14
Ray Meyer, DePaul 14
Fred Taylor, Ohio State (1) 14
Phil Woolpert, San Francisco (2) 13

NCAA CHAMPIONSHIPS

UCLA 10
Kentucky 5
Indiana 5
North Carolina 2
N.C. State 2
Oklahoma State 2
San Francisco 2
Louisville 2

KENTUCKY IN THE NCAA RECORD BOOK

The Wildcats hold numerous records in NCAA play, both as a team and individually. Here are the records held by the Wildcats:

Fewest Points Allowed (Single Game) (Since 1938)
6 — Kentucky (75) vs. Arkansas State, Jan. 8, 1945; and Tennessee (11) vs. Temple, Dec. 15, 1973.

Fewest Field Goals (Single Game) (Since 1938)
2 — Arkansas State vs. Kentucky, Jan. 8, 1945; Duke vs. N.C. State, March 8, 1968.

Most Rebounds (Single Game)
108 — Kentucky vs. Mississippi, Feb. 8, 1964.

Most Field Goal Attempts (Season)
2925 — Kentucky, 1948 (Made 916)

Most Consecutive Home-Court Victories
129 — Kentucky, from Jan. 4, 1943, to Jan. 8, 1955 (Ended by Ga. Tech, 59-58)

Unbeaten Teams (Since 1938 UK is one of nine schools)
1954 — Kentucky (25)

30-Game Winners (Kentucky has registered more 30-game winning seasons than any other school in NCAA)
36 — Kentucky, 1948
34 — Kentucky, 1947
32 — Kentucky, 1949
Kentucky, 1951
Kentucky, 1986
30 Kentucky, 1978

THE TRADITION

CHAMPIONSHIP RESULTS (FINAL FOUR)

Year	Champion	Score	Runner-up	Third Place	Fourth Place	Site of Finals	Coaches of Team Champions	Outstanding Player Award
1939	Oregon	46-33	Ohio State	*Oklahoma	*Villanova	Evanston, Ill	Howard Hobson, Oregon	None Selected
1940	Indiana	60-42	Kansas	*Duquesne	*Southern Cal	Kansas City, Mo.	Branch McCracken, Indiana	Marvin Huffman, Indiana
1941	Wisconsin	39-34	Washington St.	*Pittsburgh	*Arkansas	Kansas City, Mo.	Harold Foster, Wisconsin	John Kotz, Wisconsin
1942	Stanford	53-38	Dartmouth	***Kentucky**	*Colorado	Kansas City, Mo.	Everett Dean, Stanford	Howard Dallmar, Stanford
1943	Wyoming	46-34	Georgetown	*Texas	*DePaul	New York City	Everett Shelton, Wyoming	Ken Sailors, Wyoming
1944	Utah	42-40$	Dartmouth	*Iowa State	*Ohio State	New York City	Vadal Peterson, Utah	Arnold Ferrin, Utah
1945	Oklahoma St.	49-45	New York U.	*Arkansas	*Ohio State	New York City	Henry Iba, Oklahoma State	Bob Kurland, Okla. St.
1946	Oklahoma St.	43-40	North Carolina	Ohio State	California	New York City	Henry Iba, Oklahoma State	Bob Kurland, Okla. St.
1947	Holy Cross	58-47	Oklahoma	Texas	CCNY	New York City	Alvin Julian, Holy Cross	George Kaftan, Holy Cross
1948	**Kentucky**	58-42	Baylor	Holy Cross	Kansas State	New York City	**Adolph Rupp, Kentucky**	**Alex Groza, Kentucky**
1949	**Kentucky**	46-36	Oklahoma St.	Illinois	Oregon State	Seattle, Wash.	**Adolph Rupp, Kentucky**	**Alex Groza, Kentucky**
1950	CCNY	71-68	Bradley	N.C.State	Baylor	New York City	Nat Holma, CCNY	Irwin Dambrot, CCNY
1951	**Kentucky**	68-58	Kansas State	Illinois	Oklahoma St.	Minn., Minn.	**Adolph Rupp, Kentucky**	None Selected
1952	Kansas	80-63	St. John's	Illinois	Santa Clara	Seattle, Wash.	Forrest Allen, Kansas	Clyde Lovelette, Kansas
1953	Indiana	69-68	Kansas	Washington	LSU	Kansas City, Mo.	Branch McCracken, Indiana	B.H. Born, Kansas
1954	LaSalle	92-76	Bradley	Penn State	Southern Cal	Kansas City, Mo.	Kenneth Loeffler, LaSalle	Tom Gola, LaSalle
1955	San Francisco	77-63	LaSalle	Colorado	Iowa	Kansas City, Mo.	Phil Woolpert, San Francisco	Bill Russell, San Fran.
1956	San Francisco	83-71	Iowa	Temple	Sou. Meth.	Evanston, Ill.	Phil Woolpert, San Francisco	Hal Lear, Temple
1957	N. Carolina	54-53&	Kansas	San Francisco	Mich. State	Kansas City, Mo.	Frank McGuire, N. Carolina	Wilt Chamberlain, Kan.
1958	**Kentucky**	84-72	Seattle	Temple	Kansas State	Louisville, Ky.	**Adolph Rupp, Kentucky**	Elgin Baylor, Seattle
1959	California	71-70	West Virginia	Cincinnati	Louisville	Louisville, Ky.	Pete Newell, California	Jerry West, West Virginia
1960	Ohio State	75-55	California	Cincinnati	New York U.	San Fran., Cal.	Fred Taylor, Ohio State	Jerry Lucas, Ohio State
1961	Cincinnati	70-65$	Ohio State	Vacated	Utah	Kansas City, Mo.	Edwin Jucker, Cincinnati	Jerry Lucas, Ohio State
1962	Cincinnati	71-59	Ohio State	Wake Forest	UCLA	Louisville, Ky.	Edwin Jucker, Cincinnati	Paul Hogue, Cincinnati
1963	Loyola (Ill.)	60-58$	Cincinnati	Duke	Oregon State	Louisville, Ky.	George Ireland, Loyola, (Ill.)	Art Heyman, Duke
1964	UCLA	98-83	Duke	Michigan	Kansas State	Kansas City, Mo.	John Wooden, UCLA	Walt Hazzard, UCLA
1965	UCLA	91-80	Michigan	Princeton	Wichita State	Portland, Ore.	John Wooden, UCLA	Bill Bradley, Princeton
1966	Texas-El-Paso	72-65	**Kentucky**	Duke	Utah	College Park, Md.	Don Haskins, Texas-El-Paso	Jerry Chambers, Utah
1967	UCLA	79-64	Dayton	Houston	N. Carolina	Louisville, Ky.	John Wooden, UCLA	Lew Alcindor, UCLA
1968	UCLA	78-55	North Carolina	Ohio State	Houston	L.A., Calif.	John Wooden, UCLA	Lew Alcindor, UCLA
1969	UCLA	92-72	Purdue	Drake	N. Carolina	Louisville, Ky.	John Wooden, UCLA	Lew Alcindor, UCLA
1970	UCLA	80-69	Jacksonville	N. Mexico St.	St.Bonaventure	College Park, Md.	John Wooden, UCLA	Sidney Wicks, UCLA
1971	UCLA	68-62	Vacated**	Vacated**	Kansas	Houston, Texas	John Wooden, UCLA	Vacated[9]
1972	UCLA	81-76	Florida State	N. Carolina	Louisville	Los Angeles, Cal.	John Wooden, UCLA	Bill Walton, UCLA
1973	UCLA	87-66	Memphis State	Indiana	Providence St.	Louis, Mo.	John Wooden, UCLA	Bill Walton, UCLA
1974	N.C. State	76-64	Marquette	UCLA	Kansas	Greensboro, N.C.	Norman Sloan, N.C. State	David Thompson, N.C. State
1975	UCLA	92-85	**Kentucky**	Louisville	Syracuse	San Diego, Calif.	John Wooden, UCLA	Richard Washington, UCLA
1976	Indiana	86-68	Michigan	UCLA	Rutgers	Philadelphia, Pa.	Bob Knight, Indiana	Kent Benson, Indiana
1977	Marquette	67-59	North Carolina	Nev.-L. Vegas	N.C. Charlotte	Atlanta, Ga.	Al McGuire, Marquette	Butch Lee, Marquette
1978	**Kentucky**	94-88	Duke	Arkansas	Notre Dame	St. Louis, Mo.	**Joe Hall, Kentucky**	**Jack Givens, Kentucky**
1979	Mich. State	75-64	Indiana State	DePaul	Penn	Salt Lake City, UT	Jud Heathcote, Michigan St.	Earvin Johnson, Mich. St.
1980	Louisville	59-54	Vacated**	Purdue	Iowa	Indianapolis, Ind.	Denny Crum, Louisville	Darrell Griffith, Louisville
1981	Indiana	63-50	North Carolina	Virginia	LSU	Philadelphia, Pa.	Bob Knight, Indiana	Isiah Thomas, Indiana
1982	N. Carolina	63-62	Georgetown	*Houston	*Lousiville	New Orleans, La.	Dean Smith, North Carolina	James Worthy, N. Carolina
1983	N.C. State	54-52	Houston	*Georgia	*Louisville	Albuquerque, NM	Jim Valvano, NC State	Akeem Olajuwon, Houston
1984	Georgetown	84-75	Houston	***Kentucky**	*Virginia	Seattle, WA	John Thompson, G'town	Patrick Ewing, G'town
1985	Villanova	66-64	Georgetown	*St. John's	*Memphis St.	Lexington, Ky.	Rollie Massimino, Villanova	Ed Pickney, Villanova
1986	Louisville	72-69	Duke	*LSU	*Kansas	Dallas, Tx.	Denny Crum, Louisville	Pervis Ellison, Louisville
1987	Indiana	74-73	Syracuse	*Providence	*UNLV	New Orleans, La.	Bob Knight, Indiana	Keith Smart, Indiana

*Tied for third place. $Overtime. &Three Overtimes.

** Student-athletes representing Villanova (1971). Western Kentucky (1971) and UCLA (1980) were declared ineligible subsequent to the tournament. Under NCAA rules, the teams' and ineligible student-athletes' records were deleted; and the teams' places in the standings were vacated. [9]Howard Porter, Villanova.

TOP 25 IN ALL-TIME WINS

School	Wins
1. Kentucky	**1426**
2. North Carolina	1404
3. St. John's	1360
4. Kansas	1356
5. Oregon State	1326
6. Pennsylvania	1280
7. Washington	1280
8. Notre Dame	1266
9. Temple	1261
10. Duke	1260
11. Syracuse	1210
12. Western Kentucky	1185
13. Indiana	1178
14. UCLA	1172
15. Bradley	1165
16. Princeton	1162
17. North Carolina State	1150
18. Washington State	1149
19. West Virginia	1148
20. Purdue	1139
21. Utah	1127
22. Illinois	1117
23. Montana State	1110
24. Southern California	1104
25. Louisville	1099

TOP 25 IN WINNING PERCENTAGE

School	Win-Lost	Percentage
1. Kentucky	**1426-451**	**.760**
2. North Carolina	1404-511	.733
3. St. John's	1360-569	.705
4. UCLA	1172-520	.693
5. Western Kentucky	1185-531	.691
6. Kansas	1356-641	.679
7. DePaul	1014-491	.674
8. Notre Dame	1266-617	.672
9. Syracuse	1210-595	.670
10. Duke	1260-662	.656
11. Southwest Missouri State	1081-568	.656
12. Louisville	1099-590	.651
13. Villanova	1064-575	.649
14. Duquesne	1018-552	.648
15. North Carolina State	1150-629	.646
16. Pennsylvania	1280-710	.643
17. Temple	1261-700	.643
18. Utah	1127-634	.640
19. Illinois	1117-629	.640
20. Indiana	1178-666	.639
21. Washington	1280-724	.639
22. Purdue	1139-654	.635
23. Bradley	1165-681	.631
24. Tennessee	1059-628	.628
25. Akron	1047-621	.628

THE TRADITION

1988 NCAA TOURNAMENT DATES AND SITES

FIRST AND SECOND ROUNDS

March 17 & 19 and March 18 & 20

EAST ..... Smith Center; Chapel Hill, N.C.
Hartford Civic Center; Hartford, Conn.

SOUTHEAST ..... The Omni; Atlanta, Ga.
Riverfront Coliseum; Cincinnati, Ohio

MIDWEST ..... Athletic and Convocation Center; Notre Dame, Ind.
Devaney Sports Center; Lincoln, Nebraska

WEST ..... Special Events Center; Salt Lake City, Utah
Pauley Pavilion; Los Angeles, Calif.

REGIONALS

March 24 & 26 and March 25 & 27

SOUTHEAST ..... Birmingham-Jefferson Civic Center; Birmingham, Alabama

WEST ..... The Kingdome; Seattle, Wash.

EAST ..... Meadowlands Arena; East Rutherford, N.J.

MIDWEST ..... Pontiac Silverdome; Pontiac, Mich.

FINAL FOUR

April 2 & 4

Kemper Arena, Kansas City, Mo.

1989 NCAA TOURNAMENT DATES AND SITES

FIRST AND SECOND ROUNDS

March 16 & 18 and March 17 & 19

EAST ..... Greensboro Coliseum; Greensboro, N.C.
Providence Civic Center; Providence, R.I.

SOUTHEAST ..... Vanderbilt Memorial Gymnasium, Nashville, Tenn.
The Omni; Atlanta, Ga.

MIDWEST ..... Dayton Arena; Dayton, Ohio
Indiana Hoosierdome; Indianapolis, Ind.

WEST ..... Boise State Arena; Boise, Idaho
Reunion Arena; Dallas, Tex.

REGIONALS

March 23 & 25 and March 24 & 26

EAST ..... Meadowlands Arena; East Rutherford, N.J.

SOUTHEAST ..... **Rupp Arena; Lexington, Kentucky**

MIDWEST ..... Humphrey Metrodome; Minneapolis, Minn.

WEST ..... McNichols Arena; Denver, Colorado

FINAL FOUR

April 1 & 3

The Kingdome; Seattle, Wash.

1990 NCAA TOURNAMENT DATES AND SITES

FIRST AND SECOND ROUNDS

March 15 & 17 and March 16 & 18

(sites TBA)

REGIONALS

March 22 & 24 and March 23 & 25

EAST ..... Meadowlands Arena; East Rutherford, N.J.

SOUTHEAST ..... Superdome; New Orleans, La.

MIDWEST ..... Reunion Arena, Dallas, Tex.

WEST ..... The Kingdome; Seattle, Wash.

FINAL FOUR

March 31 and April 2

McNichols Arena; Denver, Colorado

FUTURE FINAL FOUR SITES

1991 - March 30 and April 1
Indiana Hoosierdome; Indianapolis, Ind.

1992 - April 4 & 6
Humphrey Metrodome; Minneapolis, Minn.

THE TRADITION

ALL-TIME WIRE SERVICE RANKINGS

(Regular Season Only)

(Player of Year Indicated*)

ASSOCIATED PRESS

1949
1. **Kentucky**
2. Oklahoma State
3. St. Louis
4. Illinois
5. Western Kentucky
6. Minnesota
7. Bradley
8. USF
9. Tulane
10. Bowling Green

All-America
Tony Lavelli (Yale)
Vince Boryla (Denver)
Alex Groza (Kentucky)
Ed Macauley (St. Louis)
Ralph Beard (Kentucky)

1950
1. Bradley
2. Ohio State
3. **Kentucky**
4. Holy Cross
5. North Carolina State
6. Duquesne
7. UCLA
8. Western Kentucky
9. St. John's
10. LaSalle

All-America
Paul Unruh (Bradley)
Bob Cousy (Holy Cross)
Dick Schnittker (Ohio State)
Paul Arizin (Villanova)
Kevin O'Shea (Notre Dame)

1951
1. **Kentucky**
2. Oklahoma State
3. Columbia
4. Kansas State
5. Illinois
6. Bradley
7. Indiana
8. North Carolina State
9. St. John's
10. St. Louis

All-America
Bill Mlkvy (Temple)
Sam Ranzino (North Carolina State)
Bill Spivey (Kentucky)
Gene Melchiorre (Bradley)
Clyde Lovellete (Kansas)

1952
1. **Kentucky**
2. Illinois
3. Kansas State
4. Duquesne
5. St. Louis
6. Washington
7. Iowa
8. Kansas
9. West Virginia
10. St. John's

All-America
Chuck Darling (Iowa)
Mark Workman (West Virginia)
Clyde Lovellete (Kansas)
Dick Groat (Duke)
Cliff Hagan (Kentucky)

1953
1. Indiana
2. Seton Hall
3. Kansas
4. Washington
5. LSU
6. LaSalle
7. St. John's
8. Oklahoma State
9. Duquesne
10. Notre Dame

All-America
Walter Dukes (Seton Hall)
John O'Brien (Seattle)
Bob Houbregs (Washington)
Tom Gola (LaSalle)
Ernie Beck (Penn)

1954
1. **Kentucky**
2. LaSalle
3. Holy Cross
4. Indiana
5. Duquesne
6. Notre Dame
7. Bradley
8. Western Kentucky
9. Penn State
10. Oklahoma State

All-America
Frank Selvy (Furman)
John Schlundt (Indiana)
Tom Gola (LaSalle)
Cliff Hagan (Kentucky)
Bob Pettit (LSU)

1955
1. **USF**
2. **Kentucky**
3. LaSalle
4. North Carolina State
5. Iowa
6. Duquesne
7. Utah
8. Marquette
9. Dayton
10. Oregon State

All-America
Tom Gola (LaSalle)
Robin Freeman (Ohio State)
Bill Russell (USF)
Dick Ricketts (Duquesne)
Darrell Floyd (Furman)

1956
1. USF
2. North Carolina State
3. Dayton
4. Iowa
5. Alabama
6. Louisville
7. SMU
8. UCLA
9. Kentucky
10. Illinois

All-America
Bill Russell (USF)
Robin Freeman (Ohio State)
Si Green (Duquesne)
Darrell Floyd (Furman)
Tom Heinsohn (Holy Cross)

1957
1. **North Carolina**
2. **Kansas**
3. **Kentucky**
4. SMU
5. Seattle
6. Louisville
7. West Virginia
8. Vanderbilt
9. Oklahoma City
10. St. Louis

All-America
Wilt Chamberlain (Kansas)
Lenny Rosenbluth (North Carolina)
Rod Hundley (West Virginia)
Gary Thompson (Iowa State)
Chet Forte (Columbia)

1958
1. West Virginia
2. Cincinnati
3. Kansas State
4. USF
5. Temple
6. Maryland
7. Kansas
8. Notre Dame
9. **Kentucky**
10. Duke

All-America
Wilt Chamberlain (Kansas)
Oscar Robertson (Cincinnati)
Elgin Baylor (Seattle)
Guy Rodgers (Temple)
Don Hennon (Pitt)

1959
1. **Kansas State**
2. **Kentucky**
3. Mississippi State
4. Bradley
5. Cincinnati
6. North Carolina State
7. Michigan State
8. Auburn
9. North Carolina
10. West Virginia

All-America
Oscar Robtson (Cincinnati)
Jerry West (West Virginia)
Bob Boozer (Kansas State)
Bailey Howell (Mississippi State)
Johnny Cox (Kentucky)

1960
1. Cincinnati
2. Cal
3. Ohio State
4. Bradley
5. West Virginia
6. Utah
7. Indiana
8. Utah State
9. St. Bonaventure
10. Miami-Florida

All-America
Jerry West (West Virginia)
Oscar Robertson (Cincinnati)
Jerry Lucas (Ohio State)
Darryl Imhoff (Cal)
Tony Jackson (St. John's)

1961
1. Ohio State
2. Cincinnati
3. St. Bonaventure
4. Kansas State
5. North Carolina
6. Bradley
7. Southern Cal
8. Iowa
9. West Virginia
10. Duke

All-America
Jerry Lucas (Ohio State)*
Tom Stith (St. Bonaventure)
Terry Dischinger (Purdue)
Roger Kaiser (Georgia Tech)
Chet Walker (Bradley)

1962
1. Ohio State
2. Cincinnati
3. **Kentucky**
4. Mississippi State
5. Bradley
6. Kansas State
7. Utah
8. Bowling Green
9. Colorado
10. Duke

All-America
Jerry Lucas (Ohio State)*
Terry Dischinger (Purdue)
Bill McGill (Utah)
Chet Walker (Bradley)
Len Chappell (Wake Forest)

1963
1. Cincinnati
2. Duke
3. Loyola-Chicago
4. Arizona State
5. Wichita State
6. Mississippi State
7. Ohio State
8. Illinois
9. NYU
10. Colorado

All-America
Art Heyman (Duke)*
Ron Bonham (Cincinnati)
Jerry Harkness (Loyola-Chicago)
Gary Bradds (Ohio State)
Barry Kramer (NYU)

1964
1. UCLA
2. Michigan
3. Duke
4. **Kentucky**
5. Wichita State
6. Oregon State
7. Villanova
8. Loyola-Chicago
9. DePaul
10. Davidson

All-America
Gary Bradds (Ohio State)*
Cotton Nash (Kentucky)
Walt Hazzard (UCLA)
Bill Bradley (Princeton)
Dave Stallworth (Wichita State)

1965
1. Michigan
2. UCLA
3. St. Joseph's
4. Providence
5. Vanderbilt
6. Davidson
7. Minnesota
8. Villanova
9. BYU
10. Duke

All-America
Bill Bradley (Princeton)*
Cazzie Russell (Michigan)
Rick Barry(Miami-Florida)
Gail Goodrich (UCLA)
Fred Hetzel (Davidson)
Wayne Estes (Utah St.-posthumously)

1966
1. **Kentucky**
2. Duke
3. Texas-El-Paso
4. Kansas
5. St. Joseph's
6. Loyola-Chicago
7. Cincinnati
8. Vanderbilt
9. Michigan
10. Western Kentucky

All-America
Cazzie Russell (Michigan)*
Clyde Lee (Vanderbilt)
Dave Schellhase (Purdue)
Louie Dampier (Kentucky)
Dave Bing (Syracuse)

1967
1. UCLA
2. Louisville
3. Kansas
4. North Carolina
5. Princeton
6. Western Kentucky
7. Houston
8. Tennessee
9. Boston College
10. Texas-El-Paso

All-America
Lew Alcindor (UCLA)*
Jimmy Walker (Providence)
Wes Unseld (Louisville)
Elvin Hayes (Houston)
Clem Haskins (Western Kentucky)
Coach of the Year: John Wooden (UCLA)

1968
1. **Houston**
2. **UCLA**
3. **St. Bonaventure**
4. **North Carolina**
5. **Kentucky**
6. New Mexico
7. Columbia
8. Davidson
9. Louisville
10. Duke

All-America
Elvin Hayes (Houston)*
Wes Unseld (Louisville)
Lew Alcindor (UCLA)
Pete Maravich (LSU)
Calvin Murphy (Niagara)
Coach of the Year: Guy V. Lewis (Houston)

1969
1. UCLA
2. LaSalle
3. Santa Clara
4. North Carolina
5. Davidson

THE TRADITION

ALL-TIME WIRE SERVICE RANKINGS

6. Purdue
7. Kentucky
6. Purdue
8. St. John's
9. Duquesne
10. Villanova

All-America
Lew Alcindor (UCLA)*
Pete Maravich (LSU)
Spencer Haywood (Detroit)
Rick Mount (Purdue)
Calvin Murphy (Niagara)

Coach of the Year: John Wooden (UCLA)

1970
1. Kentucky
2. UCLA
3. St. Bonaventure
4. Jacksonville
5. New Mexico State
6. South Carolina
7. Iowa
8. Marquette
9. Notre Dame
10. North Carolina State

All-America
Pete Maravich (LSU)*
Dan Issel (Kentucky)
Bob Lanier (St. Bonaventure)
Rick Mount (Purdue)
Calvin Murphy (Niagara)

Coach of the Year: John Wooden (UCLA)

1971
1. UCLA
2. Marquette
3. Penn
4. Kansas
5. Southern Cal
6. South Carolina
7. Western Kentucky
8. Kentucky
9. Fordham
10. Ohio State

All-America
Austin Carr (Notre Dame)*
Sidney Wicks (UCLA)
Artis Gilmore (Jacksonville)
Jim McDaniels (Western Kentucky)
Dean Meminger (Marquette)

Coach of the Year: Al McGuire (Marquette)

1972
1. UCLA
2. North Carolina
3. Penn
4. Louisville
5. Long Beach State
6. South Carolina
7. Marquette
8. SW Louisiana
9. BYU
10. Florida State

All-America
Bill Walton (UCLA)*
Dwight Lamar (SW Louisiana)
Ed Ratleff (Long Beach State)
Jim Chones (Marquette)
Tom Riker (South Carolina)

Coach of the Year: John Wooden (UCLA)

1973
1. UCLA
2. North Carolina State
3. Long Beach State
4. Providence
5. Marquette
6. Indiana
7. SW Louisiana
8. Maryland
9. Kansas State
10. Minnesota

All-America
Bill Walton (UCLA)*
Ed Ratleff (Long Beach State)
David Thompson (N. Carolina State)
Ernie DiGregorio (Providence)
Kermit Washington (American)

Coach of the Year: John Wooden (UCLA)

1974
1. North Carolina State
2. UCLA
3. Marquette
4. Maryland
5. Notre Dame
6. Michigan
7. Kansas
8. Providence
9. Indiana
10. Long Beach State

All-America
Bill Walton (UCLA)
Keith Wilkes (UCLA)
David Thompson (N. Carolina State)
Marvin Barnes (Providence)
John Shumate (Notre Dame)

Coach of the Year: Norm Sloan (North Carolina State)

1975
1. UCLA
2. Kentucky
3. Indiana
4. Louisville
5. Maryland
6. Syracuse
7. North Carolina State
8. Arizona State
9. North Carolina
10. Alabama

All- America
David Thompson (N. Carolina State)*
Adrian Dantley (Notre Dame)
David Meyers (UCLA)
Luther Burden (Utah)
Scott May (Indiana)

Coach of the Year: Bobby Knight (Indiana)

1976
1. Indiana
2. Marquette
3. Nevada-Las Vegas
4. Rutgers
5. UCLA
6. Alabama
7. Notre Dame
8. North Carolina
9. Michigan
10. Western Michigan

All-America
Adrian Dantley (Notre Dame)
Scott May (Indiana)*
Kent Benson (Indiana)
John Lucas (Maryland)
Phil Sellers (Rutgers)

Coach of the Year: Bobby Knight (Indiana)

1977
1. Michigan
2. UCLA
3. Kentucky
4. Nevada-Las Vegas
5. North Carolina
6. Syracuse
7. Marquette
8. USF
9. Wake Forest
10. Notre Dame

All-America
Marques Johnson (UCLA)*
Rickey Green (Michigan)
Phil Ford (North Carolina)
Kent Benson (Indiana)
Bernard King (Tennessee)

Coach of the Year: Bob Gaillard (USF)

1978
1. Kentucky
2. UCLA
3. DePaul
4. Michigan State
5. Arkansas
6. Notre Dame
7. Duke
8. Marquette
9. Louisville
10. Kansas

All-Amercia
Phil Ford (North Carolina)
Butch Lee (Marquette)*
Mychal Thompson (Minnesota)
Larry Bird (Indiana State)
David Greenwood (UCLA)

Coach of the Year: Eddie Sutton (Arkansas)

1979
1. Indiana State
2. UCLA
3. Michigan State
4. Notre Dame
5. Arkansas
6. DePaul
7. LSU
8. Syracuse
9. North Carolina
10. Marquette

All-America
Larry Bird (Indiana State)*
Bill Cartwright (USF)
David Greenwood (UCLA)
Sidney Moncrief (Arkans)
Earvin ""Magic'' Johnson (Michigan St.)

Coach of the Year: Bill Hodges (Indiana State)

1980
1. DePaul
2. LSU
3. Kentucky
4. Louisville
5. Oregon State
6. Syracuse
7. Indiana
8. Maryland
9. Ohio State
10. Georgetown

All-America
Mark Aguirre (DePaul)*
Darrell Griffith (Louisville)
Kyle Macy (Kentucky)
Joe Barry Carroll (Purdue)
Michael Brooks (LaSalle)

Coach of the Year: Ray Meyer (DePaul)

1981
1. DePaul
2. Oregon State
3. Virginia
4. LSU
5. Arizona State
6. North Carolina
7. Indiana
8. Kentucky
9. Notre Dame
10. Utah

All-America
Isiah Thomas (Indiana)
Danny Ainge (BYU)
Ralph Sampson (Virginia)*
Mark Aguirre (DePaul)
Kelly Tripucka (Notre Dame)

Coach of the Year: Ralph Miller (Oregon State)

1982
1. North Carolina
2. DePaul
3. Virginia
4. Oregon State
5. Missouri
6. Minnesota
7. Georgetown
8. Idaho
9. Memphis State
10. Fresno State

All-America
Eric Floyd (Georgetown)
Quintin Dailey (USF)
Ralph Sampson (Virginia)*
Terry Cummings (DePaul)
James Worthy (North Carolina)

Coach of the Year: Norm Stewart (Missouri)

1983
1. Houston
2. Louisville
3. St. John's
4. Virginia
5. Indiana
6. Nevada-Las Vegas
7. UCLA
8. North Carolina
9. Arkansas
10. Missouri

All-America
Ralph Sampson (Virginia)*
Dale Ellis (Tennessee)
Patrick Ewing (Georgetown)
Michael Jordan (North Carolina)
Wayman Tisdale (Oklahoma)

Coach of the Year: Guy V. Lewis (Houston)

1984
1. North Carolina
2. Georgetown
3. Kentucky
4. DePaul
5. Houston
6. Illinois
7. Oklahoma
8. Arkansas
9. UTEP
10. Purdue

All-America
Waymon Tisdale (Oklahoma)
Sam Perkins (North Carolina)
Michael Jordan (North Carolina)*
Akeem Olajuwon (Houston)
Patrick Ewing (Georgetown)

1985
1. Georgetown
2. Michigan
3. St. John's
4. Oklahoma
5. Memphis State
6. Georgia Tech
7. North Carolina
8. Louisiana Tech
9. Nevada-Las Vegas
10. Duke

All-America
Chris Mullin (St. John's)
Patrick Ewing (Georgetown)*
Xavier McDaniel (Wichita State)
Keith Lee (Memphis State)
Waymon Tisdale (Oklahoma)

1986
1. Duke
2. Kansas
3. Kentucky
4. St. John's
5. Michigan
6. Georgia Tech
7. Louisville
8. North Carolina
9. Syracuse
10. Notre Dame

All-America
Len Bias (Maryland)
Kenny Walker (Kentucky)
Walter Berry (St. John's)*
Steve Alford (Indiana)
Johnny Dawkins (Duke)

Coach of the Year: Eddie Sutton (Kentucky)

1987
1. Nevada-Las Vegas
2. North Carolina
3. Indiana
4. Georgetown
5. DePaul
6. Iowa
7. Purdue
8. Temple
9. Alabama
10. Syracuse

All-America
Kenny Smith (North Carolina)
Steve Alford (Indiana)
David Robinson (Navy)*
Reggie Williams (Georgetown)
Danny Manning (Kansas)

Coach of the Year: Tom Davis (Iowa)

AP Top 10 Finishes

Kentucky	**24**
UCLA	18
North Carolina	17
Notre Dame	12
Indiana	12
Marquette	10
Kansas	10
Duke	10
Louisville	10
North Carolina St.	9
Michigan	8
St. John's	8
DePaul	8
DePaul	8
Bradley	7
Cincinnati	6
Duquesne	6
Kansas State	6
Ohio State	6
San Francisco	6

AP Number One Finishes

Kentucky	**7**
UCLA	7
North Carolina	3
Indiana	2
Michigan	2
Houston	2
DePaul	2
Cincinnati	2
Ohio State	2

THE TRADITION

ALL-TIME WIRE SERVICE RANKINGS

(Regular Season Only)

(Player of Year Indicated*)

UPI

1951
1. Kentucky
2. Oklahoma State
3. Kansas State
4. Illinois
5. Columbia
6. Bradley
7. North Carolina State
8. Indiana
9. St. John's
10. BYU
All-America
Bill Mlkvy (Temple)
Sam Ranzino (N. Carolina State)
Bill Spivey (Kentucky)
Gene Melchiorre (Bradley)
Clyde Lovellete (Kansas)

1952
1. Kentucky
2. Illinois
3. Kansas
4. Duquesne
5. Washington
6. Kansas State
7. St. Louis
8. Iowa
9. St. John's
10. Wyoming
All-America
Chuck Darling (Iowa)
Mark Workman (West Virginia)
Clyde Lovellete (Kansas)
Dick Groat (Duke)
Cliff Hagan (Kentucky)

1953
1. Indiana
2. Washington
3. LaSalle
4. Seton Hall
5. Kansas
6. LSU
7. Oklahoma State
8. North Carolina State
9. Kansas State
10. Illinois
All-America
Walter Dukes (Seton Hall)
John O'Brien (Seattle)
Bob Houbregs (Washington)
Tom Gola (LaSalle)
Ernie Beck (Penn)

1954
1. Indiana
2. Kentucky
3. Duquesne
4. Oklahoma State
5. Notre Dame
6. Western Kentucky
7. Kansas
8. LSU
9. Holy Cross
10. Iowa
All-America
Frank Selvy (Furman)
John Schlundt (Indiana)
Tom Gola (LaSalle)
Cliff Hagan (Kentucky)
Bob Pettit (LSU)

1955
1. USF
2. Kentucky
3. LaSalle
4. Utah
5. Iowa
6. North Carolina State
7. Duquesne
8. Oregon State
9. Marquette
10. Dayton
All-America
Tom Gola (LaSalle)*
Bill Russell (USF)
Dick Garmaker (Minnesota)
Si Green (Duquesne)
Dick Ricketts (Duquesne)
Coach of the Year: Phil Woolpert (USF)

1956
1. USF
2. North Carolina State
3. Dayton
4. Iowa
5. Alabama
6. SMU
7. Louisville
8. Illinois
9. UCLA
10. Vanderbilt
All-America
Bill Russell (USF)*
Si Green (Duquesne)
Robin Freeman (Ohio State)
Darrell Floyd (Furman)
K.C. Jones (USF)
Coach of the Year: Phil Woolpert (USF)

1957
1. North Carolina
2. Kansas
3. Kentucky
4. SMU
5. Seattle
6. Cal
7. Michigan State
8. Louisville
9. UCLA
10. St. Louis
All-America
Wilt Chamberlain (Kansas)
Chet Forte (Columbia)*
Lenny Rosenbluth (North Carolina)
Grady Wallace (South Carolina)
Rod Hundley (West Virginia)
Coach of the Year: Frank McGuire (North Carolina)

1958
1. West Virginia
2. Cincinnati
3. USF
4. Kansas State
5. Temple
6. Maryland
7. Notre Dame
8. Kansas
9. Dayton
10. Indiana
All-America
Wilt Chamberlain (Kansas)
Oscar Robertson (Cincinnati)*
Elgin Baylor (Seattle)
Guy Rodgers (Temple)
Don Hennon (Pitt)
Coach of the Year: Tex Winter (Kansas State)

1959
1. Kansas State
2. Kentucky
3. Michigan State
4. Cincinnati
5. North Carolina State
6. (tie) North Carolina
Mississippi State
8. Bradley
9. Cal
10. Auburn
All-America
Oscar Robertson (Cincinnati)*
Bailey Howell (Mississip pi State)
Bob Boozer (Kansas State)
Jerry West (West Virginia)
Don Hennon (Pitt)
Coach of the Year: Adolph Rupp (Kentucky)

1960
1. Cal
2. Cincinnati
3. Ohio State
4. Bradley
5. Utah
6. West Virginia
7. Utah State
8. Georgia Tech
9. Villanova
10. Indiana
All-America
Jerry West (West Virginia)
Oscar Robertson (Cincinnati)*
Jerry Lucas (Ohio State)
Darryl Imhoff (Cal)
Tom Stith (St. Bonaventure)
Coach of the Year: Pete Newell (Cal)

1961
1. Ohio State
2. Cincinnati
3. St. Bonaventure
4. Kansas State
5. Southern Cal
6. North Carolina
7. Bradley
8. St. John's
9. Duke
10. Wake Forest
All-America
Jerry Lucas (Ohio State)*
Tom Stith (St. Bonaventure)
Terry Dischinger (Purdue)
Roger Kaiser (Georgia Tech)
Chet Walker (Bradley)
Coach of the Year: Fred Taylor (Ohio State)

1962
1. Ohio State
2. Cincinnati
3. Kentucky
4. Mississippi State
5. Kansas State
6. Bradley
7. Wake Forest
8. Colorado
9. Bowling Green
10. Utah
All-America
Jerry Lucas (Ohio State)*
Terry Dischinger (Purdue)
Bill McGill (Utah)
Chet Walker (Bradley)
John Havlicek (Ohio State)
Coach of the Year: Fred Taylor (Ohio State)

1963
1. Cincinnati
2. Duke
3. Arizona State
4. Loyola-Chicago
5. Illinois
6. Wichita State
7. Mississippi State
8. Ohio State
9. Colorado
10. Stanford
All-America
Art Heyman (Duke)*
Ron Bonham (Cincinnati)
Jerry Harkness (Loyola-Chicago)
Gary Bradds (Ohio State)
Tom Thacker (Cincinnati)
Coach of the Year: Ed Jucker (Cincinnati)

1964
1. UCLA
2. Michigan
3. Kentucky
4. Duke
5. Oregon State
6. Wichita State
7. Villanova
8. Loyola-Chicago
9. Texas-ElPaso
10. Davidson
All-America
Gary Bradds (Ohio State)*
Walt Hazzard (UCLA)
Cotton Nash (Kentucky)
Bill Bradley (Princeton)
Dave Stallworth (Wichita State)
Coach of the Year: John Wooden (UCLA)

1965
1. Michigan
2. UCLA
3. St. Joseph's
4. Providence
5. Vanderbilt
6. BYU
7. Davidson
8. Minnesota
9. Duke
10. USF
All-America
Bill Bradley (Princeton)*
Cazzie Russell (Michigan)
Gail Goodrich (UCLA)
Fred Hetzel (Davidson)
Rick Barry (Miami-Florida)
Coach of the Year: Dave Strack (Mich.)

1966
1. Kentucky
2. Duke
3. Texas-El-Paso
4. Kansas
5. Loyola-Chicago
6. St. Joseph's
7. Michigan
8. Vanderbilt
9. Cincinnati
10. Providence
All-America
Cazzie Russell (Michigan)*
Clyde Lee (Vanderbilt)
Jimmy Walker (Providence)
Dave Schellhase (Purdue)
Dave Bing (Syracuse)
Coach of the Year: Adolph Rupp (Kentucky)

1967
1. UCLA
2. Louisville
3. North Carolina
4. Kansas
5. Princeton
6. Houston
7. Western Kentucky
8. Texas-El-Paso
9. Tennessee
10. Boston College
All-America
Lew Alcindor (UCLA)*
Elvin Hayes (Houston)
Jimmy Walker (Providence)
Wes Unseld (Louisville)
Bob Lloyd (Rutgers)
Coach of the Year: John Wooden (UCLA)

1968
1. Houston
2. UCLA
3. St. Bonaventure
4. North Carolina
5. Kentucky
6. Columbia
7. New Mexico
8. Louisville
9. Davidson
10. Marquette
All-America
Elvin Hayes (Houston)*
Lew Alcindor (UCLA)
Pete Maravich (LSU)
Wes Unseld (Louisville)
Larry Miller (North Carolina)
Coach of the Year: Guy V. Lewis (Houston)

1969
1. UCLA
2. North Carolina
3. Davidson
4. Santa Clara
5. Kentucky
6. LaSalle
7. Purdue
8. St. John's
9. New Mexico State
10. Duquesne

THE TRADITION

ALL-TIME WIRE SERVICE RANKINGS

All-America Lew Alcindor (UCLA)*
Pete Maravich (LSU)
Rick Mount (Purdue)
Spencer Haywood (Detroit)
Calvin Murphy (Niagara)
Coach of the Year: John Wooden (UCLA)

1970
1. Kentucky
2. UCLA
3. St. Bonaventure
4. New Mexico State
5. Jacksonville
6. South Carolina
7. Iowa
8. Notre Dame
9. Drake
10. Marquette
All-America
Pete Maravich (LSU)*
Bob Lanier (St. Bonaventure)
Rick Mount (Purdue)
Calvin Murphy (Niagara)
Dan Issel (Kentucky)
Coach of the Year: John Wooden (UCLA)

1971
1. UCLA
2. Marquette
3. Penn
4. Kansas
5. Southern Cal
6. South Carolina
7. Western Kentucky
8. Kentucky
9. Fordham
10. Ohio State
All-America
Austin Carr (Notre Dame)*
Sidney Wicks (UCLA)
Artis Gilmore (Jacksonville)
Dean Meminger (Marquette)
John Roche (South Carolina)
Coach of the Year: Al McGuire (Marquette)

1972
1. UCLA
2. North Carolina
3. Penn
4. Louisville
5. South Carolina
6. Long Beach State
7. Marquette
8. SW Louisiana
9. BYU
10. Florida State
All-America
Bill Walton (UCLA)*
Henry Bibby (UCLA)
Dwight Lamar (SW Louisiana)
Jim Chones (Marquette)
Ed Ratleff (Long Beach State)
Coach of the Year: John Wooden (UCLA)

1973
1. UCLA
2. North Carolina State
3. Long Beach State
4. Marquette
5. Providence
6. Indiana
7. (tie)
Kansas State
7. (tie)
SW Louisiana
9. Minnesota
10. Maryland
All-America
Bill Walton (UCLA)*
Ed Ratleff (Long Beach State)
David Thompson (N. Carolina State)
Doug Collins (Illinois State)
Dwight Lamar (SW Louisiana)
Coach of the Year: John Wooden (UCLA)

1974
1. North Carolina State
2. UCLA
3. Notre Dame
4. Maryland
5. Marquette
6. Providence
7. Vanderbilt
8. North Carolina
9. Indiana
10. Kansas
All-America
Bill Walton (UCLA)*
David Thompson (N. Carolina State)
John Shumate (Notre Dame)
Keith Wilkes (UCLA)
Marvin Barnes (Providence)
Coach of the Year: Digger Phelps (Notre Dame)

1975
1. Indiana
2. UCLA
3. Louisville
4. Kentucky
5. Maryland
6. Marquette
7. Arizona State
8. Alabama
9. North Carolina State
10. North Carolina
All-America
David Thompson (N. Carolina State)*
Adrian Dantley (Notre Dame)
David Meyers (UCLA)
John Lucas (Maryland)
Scott May (Indiana)
Coach of the Year: Bobby Knight (Indiana)

1976
1. Indiana
2. Marquette
3. Rutgers
4. Nevada-Las Vegas
5. UCLA
6. North Carolina
7. Alabama
8. Notre Dame
9. Michigan
10. Washington
All-America
Scott May (Indiana)*
Adrian Dantley (Notre Dame)
John Lucas (Maryland)
Richard Washington (UCLA)
Kent Benson (Indiana)
Coach of the Year: Tom Young (Rutgers)

1977
1. Michigan
2. USF
3. North Carolina
4. UCLA
5. Kentucky
6. Nevada-Las Vegas
7. Arkansas
8. Tennessee
9. Syracuse
10. Utah
All-America
Marques Johnson (UCLA)*
Rickey Green (Michigan)
Kent Benson (Indiana)
Bernard King (Tennessee)
Otis Birdsong (Houston)
Coach of the Year: Bob Gaillard (USF)

1978
1. Kentucky
2. UCLA
3. Marquette
4. New Mexico
5. Michigan State
6. Arkansas
7. DePaul
8. Kansas
9. Duke
10. North Carolina
All-America
Butch Lee (Marquette)*
Phil Ford (North Carolina)
Mychal Thompson (Minnesota)
Larry Bird (Indiana State)
David Greenwood (UCLA)
Coach of the Year: Eddie Sutton (Arkansas)

1979
1. Indiana State
2. UCLA
3. North Carolina
4. Michigan State
5. Notre Dame
6. Arkansas
7. Duke
8. DePaul
9. LSU
10. Syracuse
All-America
Larry Bird (Indiana State)*
David Greenwood (UCLA)
Mike Gminski (Duke)
Earvin ""Magic"Johnson (Michigan State)
Jim Spanarkel (Duke)
Coach of the Year: Bill Hodges (Indiana State)

1980
1. DePaul
2. LSU
3. Kentucky
4. Louisville
5. Oregon State
6. Syracuse
7. Indiana
8. Maryland
9. Ohio State
10. Georgetown All America Mark Aguirre (DePaul)*
Darrell Griffith (Louisville)
Kyle Macy (Kentucky)
Joe Barry Carroll (Purdue)
Michael Brooks (LaSalle)
Coach of the Year: Ray Meyer (DePaul)

1981
1. DePaul
2. Oregon State
3. Virginia
4. LSU
5. Arizona State
6. North Carolina
7. Indiana
8. Kentucky
9. Notre Dame
10. Utah
All-America
Isiah Thomas (Indiana)
Danny Ainge (BYU)
Ralph Sampson (Virginia)*
Mark Aguirre (DePaul)
Kelly Tripucka (Notre Dame)
Coach of the Year: Ralph Miller (Oregon State)

1982
1. North Carolina
2. DePaul
3. Virginia
4. Oregon State
5. Missouri
6. Minnesota
7. Georgetown
8. Idaho
9. Memphis State
10. Fresno State
All-America
Eric Floyd (Georgetown)
Quintin Dailey (USF)
Ralph Sampson (Virginia)*
Terry Cummings (DePaul)
James Worthy (North Carolina)
Coach of the Year: Norm Stewart (Missouri)

1983
1. Houston
2. Louisville
3. St. John's
4. Virginia
5. Indiana
6. Nevada-Las Vegas
7. UCLA
8. North Carolina
9. Arkansas
10. Kentucky
All-America
Michael Jordan (North Carolina)
John Paxson (Notre Dame)
Ralph Sampson (Virginia)*
Sam Perkins (North Carolina)
Keith Lee (Memphis State)
Coach of the Year: Jerry Tarkanian (UNLV)

1984
1. North Carolina
2. Georgetown
3. Kentucky
4. DePaul
5. Houston
6. Illinois
7. Arkansas
8. Oklahoma
9. UTEP
10. Maryland
All-America
Chris Mullin (St. John's)
Michael Jordan (North Carolina)*
Patrick Ewing (Georgetown)
Sam Perkins (North Carolina)
Waymon Tisdale (Oklahoma)

1985
1. Georgetown
2. Michigan
3. St. John's
4. Memphis State
5. Oklahoma
6. Georgia Tech
7. North Carolina
8. Louisiana Tech
9. Nevada-Las Vegas
10. Illinois
All-America
Chris Mullin (St. John's)*
Johnny Dawkins (Duke)
Patrick Ewing (Georgetown)
Waymon Tisdale (Oklahoma)
Keith Lee (Memphis State)

1986
1. Duke
2. Kansas
3. St. John's
4. Kentucky
5. Michigan
6. Georgia Tech
7. Louisville
8. North Carolina
9. Syracuse
10. UNLV
All-America
Scott Skiles (Michigan State)
Kenny Walker (Kentucky)
Johnny Dawkins (Duke)
Walter Berry (St. John's*)
Len Bias (Maryland)
Coach of the Year: Mike Krzyzewski (Duke)

1987
1. Nevada-Las Vegas
2. Indiana
3. North Carolina
4. Georgetown
5. DePaul
6. Purdue
7. Iowa
8. Temple
9. Alabama
10. Syracuse
All-America
Kenny Smith (North Carolina)
Steve Alford (Indiana)
David Robinson (Navy)*
Reggie Williams (Georgetown)
Danny Manning (Kansas)
Coach of the Year: John Chaney (Temple)

UPI Top 10 Finishes
Kentucky **21**
North Carolina 19
UCLA 18
Indiana 13
Kansas 11
Marquette 10
Louisville 9
Kansas State 8
North Carolina St. 8
Duke 8
Notre Dame 8
Cincinnati 7
Michigan 7
St. John's 7
DePaul 7
Ohio State 6
Bradley 5
LSU 5
Oregon State 5
San Francisco 5
Utah 5

UPI Number One Finishes
UCLA 6
Kentucky **5**
Indiana 4
North Carolina 3

SEC Among Nation's Basketball Elite

In recent years, the Southeastern Conference has emerged from being one of college basketball's "best kept secrets" to being known as one of the dominant leagues in basketball.

While basketball has long been a great entertainment value among the schools of the SEC, the sport has grown tremendously in the last decade and the conference has established itself as a mainstay in post-season competition.

As example, eight of the league's ten teams advanced to post-season play last year. A league record six schools participated in the NCAA Tournament including Alabama, Auburn, Florida, Georgia, Kentucky and LSU. Two other schools, Ole Miss and Vanderbilt, sent teams to the National Invitational Tournament.

The SEC is so strong from top to bottom that schools commit athletic attrition in conference play. But the strength of the league comes through in non-conference action where SEC teams won 71.8 percent of their games in 1987.

The 1987 NCAA Tournament was again a showcase for SEC talent with three of the league's six entries reaching the round of 16 and LSU going as far as the Final Eight. Such representation has become the rule rather than the exception as the SEC has placed at least three teams in the prestigious NCAA meet each of the last eight years. Conference teams have played in the Final Four four times in this decade—LSU twice, Georgia and Kentucky once each.

The 1987-88 season should be no different in its measure of success for the conference. With one of the top collections of coaches in the nation and a bevy of returning talent, the Southeastern Conference should once again hold its place among the nation's basketball elite.

Alabama enjoyed one of the most successful seasons in Crimson Tide history as Coach Wimp Sanderson led his squad to a conference title and two victories in the NCAA Tournament. The Tide went 28-5 overall and tallied an impressive 16-2 league mark en route to a sweep of the SEC Tournament in Atlanta. Alabama will be hard-pressed to repeat such a showing in the coming season, but the Tide returns forward Michael Ansley who averaged 11.0 points and 7.8 rebounds a year ago before becoming the leading scorer in Birmingham's competitive summer league program in this past year. Top newcomers include Texas Western College transfer Alvin Lee who scored 34.1 points a game last season.

Auburn returns two of its top three scorers from last year in Mike Jones (15.8 points per game) and Chris Morris (13.5). The Tigers jumped out to a 9-0 start last year before hitting rough roads in conference play, but it took eventual NCAA champion Indiana to eliminate Auburn from post-season action. Sonny Smith goes into the 1987-88 campaign as the second winningest coach in school history. Among the newcomers for Auburn this season will be guard Keenan Carpenter who averaged 23.0 points a game for Anderson Junior College last season.

Florida made its first trip to the NCAA Tournament last season and this year returns high-scoring guard Vernon Maxwell and shot-blocker extraordinaire Dwayne Schintzius. Maxwell finished second in the SEC in scoring last season with a 21.7 average while Schintzius, meanwhile, led the league in blocked shots with 2.8 per game. Coach Norm Sloan enters his 35th year of coaching and, with 583 victories, has the third most victories among major-college head coaches. Among his top recruits for the coming season is forward Livingston Chatman who scored 21.6 points and claimed 10.7 rebounds per game for Kathleen High School in Lakeland, Fla.

Georgia made its second trip in three years to the NCAA Tournament last season after overcoming some devastating mid-season player personnel changes. One of those changes saw leading scorer Toney Mack declared academically ineligible after 12 games, but he'll return this season. Also back will be forward Willie Anderson who assumed a major scoring role upon the loss of Mack, finishing 11th in the league in scoring with a 15.9 average from a guard position. Coach Hugh Durham will have newly signed Elmore Spencer at his disposal. Spencer, a 6-11 center from Atlanta's Washington High, scored 24.0 points a game last year and pulled down an average of 17.0 rebounds.

Kentucky made its 13th consecutive appearance in post-season play last year while running its string of non-losing seasons to 59, the most in NCAA basketball. Guard Rex Chapman emerged as a new star in the Southeastern Conference and this year returns his 16.0 scoring average. Also back will be forward Winston Bennett who missed all of last season with a knee injury. Coach Eddie Sutton has brought in a highly-touted recruiting class, headed by 6-foot-6 forward Eric Manuel of Southwest High School in Macon, Ga. As a senior, Manuel scored 24.0 points a game and claimed 7.9 rebounds while dishing out 6.0 assists per game.



Dr. Harvey Schiller
SEC Commissioner

LSU once again surprised basketball onlookers with a trip to the NCAA Final Eight before losing to eventual champion Indiana. All-purpose man Ricky Blanton returns to the Tigers this year after missing the '86-87 season with a knee injury. Blanton, a key figure in LSU's 1986 Final Four journey, averaged 9.2 points and 9.2 rebounds in post-season play that year. Also back is Zoran Jovanovich, a 7-1 center from Yugoslavia who has missed the last year and a half with injuries. Coach Dale Brown enters his 16th season at LSU, the longest tenure at a single SEC institution by any active coach.

Ole Miss made a strong resurgence last season, posting a winning record of 15-14 under first-year coach Ed Murphy. A big turn-around from the 12-17 record of the previous season, the Rebels were selected to play in the NIT last year. The Rebs' top returning scorer will be guard-forward Charles Prater who scored 12.0 points a game for Ole Miss last year and grabbed 5.2 rebounds. Joining the team will be center Sean Murphy, son of the head coach, who sat out last year as a transfer, and signee Greg Jones, a 6-5 forward from Munford (Tenn.) High School, who scored 19.9 points a game as a senior.

Mississippi State returns Reginald Boykin for the '87-88 season, a junior guard who showed flashes of brilliance last year. Boykin averaged 7.9 points a game for the Bulldogs as well as 4.0 rebounds. Coach Richard Williams, in his first year with Mississippi State last season, got the Bulldogs on track late in the year, winning two of their last four regular season conference games. Among the top signees for the Bulldogs will be a pair of 6-9 centers, Chris Clark of Valley High School in Minford, Ohio, and Joe Courtney of Callaway High School in Jackson, Miss.

Tennessee will have to find someone to replace Tony White, the league's leading scorer with an average of 24.5 points a game. But the Vols will have the services of last season's leading rebounder, junior Dyron Nix. Nix was the only player in the league to average over 10 rebounds a game, posting a mark of 10.1 while second to White on the team in scoring with a 14.1 average. Coach Don DeVoe brings in guard Taro Knight, a 6-foot-3 product of Tarboro (N.C.) High where he tallied 19.4 points per game last year.

Vanderbilt senior Will Perdue was one of the most improved players in the conference last year, placing in the top five in the SEC in scoring (17.4), rebounding (8.7) and blocked shots (2.1). Also back are juniors Barry Goheen and Barry Booker who return from an 18-16 season that included a win over eventual national champion Indiana. Coach C.M. Newton enters his 31st year in the coaching ranks after leading Vandy to the round of eight in last year's NIT. His newcomers include 6-7 forward Charles Mayes of Montgomery Bell Academy in Nashville who scored 21.4 points a game as a senior.

THE TRADITION

KENTUCKY IN THE SOUTHEASTERN CONFERENCE

Perhaps the greatest supremacy enjoyed by any team in any sport is reflected by Kentucky's basketball success in the Southeastern Conference. Against SEC teams in regular season, the Wildcats have annexed a record of 596-146, an amazing winning percentage of 80.3.

The Wildcats have won 36 league championships, including three of the last five. The next-highest number of titles belongs to Tennessee with seven.

In addition, more than 60 team and individual records from regular-season and tournament play are held by Kentucky and its players. Sixty-three different Wildcat players have been named All-SEC 113 times (see complete list on pg. 82). Kentucky's record against SEC teams since 1933, including non-conference and tournament games, is shown below:

	UK Won	Lost
Alabama	77	26
Auburn	57	13
Florida	54	15
Georgia	72	14
Louisiana State	56	15
Mississippi	70	6
Miss. State	62	12
Tennessee	107	54
Vanderbilt	98	29

Southeastern Conference All-Time Basketball Standings
(1933-87, Conference Games Only)
Tournaments Not Included

Team	Years	Won	Lost	Pct.
Kentucky	**53**	**596**	**146**	**.803**
Tennessee	54	467	315	.597
Alabama	54	513	360	.588
Vanderbilt	53	434	374	.537
LSU	53	433	393	.524
Auburn	54	402	416	.491
Florida	54	320	439	.427
Miss. State	54	343	497	.408
Georgia	55	309	495	.384
Ole Miss	54	287	532	.350

FINAL 1986-87 SEC STANDINGS

School	W-L	Pct.
Alabama	16-2	.889
Florida	12-6	.667
Georgia	10-8	.556
Kentucky	**10-8**	**.556**
Auburn	9-9	.500
Ole Miss	8-10	.444
LSU	8-10	.444
Tennessee	7-11	.389
Vanderbilt	7-11	.389
Miss. State	3-15	.167

SEC BASKETBALL CHAMPIONS

Record	Year	School	Conf.	Final Coach
1933	**Kentucky**	**8-0**	**20-3**	**Adolph Rupp**
1934	Alabama	13-2	16-2	Henry Crisp
	LSU	12-0	14-1	H. Rabenhorst
1935	**Kentucky**	**11-0**	**19-2**	**Adolph Rupp**
1936	Tennessee	8-4	15-6	Blair Guillon
1937	**Kentucky**	**5-3**	**17-5**	**Adolph Rupp**
1938	Ga. Tech	9-2	18-2	Roy Mundorff
1939	**Kentucky**	**5-2**	**16-4**	**Adolph Rupp**
1940	**Kentucky**	**4-4**	**15-6**	**Adolph Rupp**
1941	Tennessee	8-3	17-5	John Mauer
1942	**Kentucky**	**6-2**	**19-6**	**Adolph Rupp**
1943	Tennessee	6-3	14-4	John Mauer
1944	**Kentucky**	**0-0**	**19-2**	**Adolph Rupp**
1945	**Kentucky**	**4-1**	**22-4**	**Adolph Rupp**
1946	**Kentucky**	**6-0**	**28-2**	**Adolph Rupp**
1947	**Kentucky**	**11-0**	**34-3**	**Adolph Rupp**
1948	**Kentucky**	**9-0**	**36-3**	**Adolph Rupp**
1949	**Kentucky**	**13-0**	**32-2**	**Adolph Rupp**
1950	**Kentucky**	**11-2**	**25-5**	**Adolph Rupp**
1951	**Kentucky**	**14-0**	**32-2**	**Adolph Rupp**
1952	**Kentucky**	**14-0**	**29-3**	**Adolph Rupp**
1953	LSU	13-0	25-2	H. Rabenhorst
1954	**Kentucky**	**14-0**	**25-0**	**Adolph Rupp**
	LSU	14-0	21-5	H. Rabenhorst
1955	**Kentucky**	**12-2**	**23-3**	**Adolph Rupp**
1956	Alabama	14-0	21-3	Johnny Dee
1957	**Kentucky**	**12-2**	**23-5**	**Adolph Rupp**
1958	**Kentucky**	**12-2**	**23-6**	**Adolph Rupp**
1959	Miss. St.	13-1	24-1	Babe McCarthy
1960	Auburn	12-2	19-3	Joel Eaves
1961	Miss. St.	11-3	19-6	Babe McCarthy
1962	Miss. St.	13-1	24-1	Babe McCarthy
	Kentucky	**13-1**	**23-3**	**Adolph Rupp**
1963	Miss. St.	12-2	22-6	Babe McCarthy
1964	**Kentucky**	**11-3**	**21-6**	**Adolph Rupp**
1965	Vanderbilt	15-1	24-4	Roy Skinner
1966	**Kentucky**	**15-13**	**27-2**	**Adolph Rupp**
1967	Tennessee	15-3	21-7	Ray Mears
1968	**Kentucky**	**15-3**	**22-5**	**Adolph Rupp**
1969	**Kentucky**	**16-2**	**23-5**	**Adolph Rupp**
1970	**Kentucky**	**17-1**	**26-2**	**Adolph Rupp**
1971	**Kentucky**	**16-2**	**22-4**	**Adolph Rupp**
1972	**Kentucky**	**14-4**	**21-7**	**Adolph Rupp**
	Tennessee	14-4	19-6	Ray Mears
1973	**Kentucky**	**14-4**	**20-8**	**Joe Hall**
1974	Vanderbilt	15-3	23-3	Roy Skinner
	Alabama	15-3	22-4	C.M.Newton
1975	**Kentucky**	**15-3**	**26-5**	**Joe Hall**
	Alabama	15-3	22-5	C.M. Newton
1976	Alabama	15-3	23-5	C.M. Newton
1977	Tennessee	16-2	22-6	Ray Mears
	Kentucky	**16-22**	**26-4**	**Joe Hall**
1978	**Kentucky**	**16-2**	**30-2**	**Joe Hall**
1979	LSU	14-4	23-6	Dale Brown
1980	**Kentucky**	**15-3**	**29-6**	**Joe Hall**
1981	LSU	17-1	31-5	Dale Brown
1982	**Kentucky**	**13-5**	**22-8**	**Joe Hall**
	Tennessee	13-5	20-10	Don DeVoe
1983	**Kentucky**	**13-5**	**23-8**	**Joe Hall**
1984	**Kentucky**	**14-4**	**29-5**	**Joe Hall**
1985	LSU	13-5	19-10	Dale Brown
1986	**Kentucky**	**17-1**	**32-4**	**Eddie Sutton**
1987	Alabama	16-2	28-5	Wimp Sanderson

NOTE: From 1933 through 1950 the Southeastern Conference basketball championship was determined by a tournament, except for 1935. Since 1951, when the round-robin schedule was introduced, the title has been decided by percentage of wins on the designated schedule. From 1951 through 1964 the round-robin consisted of 14 games; in 1965 and 1966 it was 16 games, and since 1967, 18 games. The SEC Tournament was renewed in 1979, with the winner representing the conference in the NCAA tournament. The SEC championship is still determined by the regular 18-game schedule.

THE TRADITION

FINAL 1986-87 SOUTHEASTERN CONFERENCE BASKETBALL STATISTICS

TEAM STATISTICS

SCORING

School	G	Pts.	Avg.
Flordia	34	2864	84.2
Alabama	33	2641	80.0
Auburn	31	2477	79.9
Tennessee	29	2181	75.2
Georgia	30	2218	73.9
Vanderbilt	34	2499	73.5
LSU	39	2787	71.5
Ole Miss	29	2037	70.2
Kentucky	**29**	**1965**	**67.8**
Miss State	28	1612	57.6

FREE THROWS

School	FTM	FTA	Pct.
Alabama	521	662	78.7
Tennessee	450	594	75.8
Auburn	460	632	72.8
Florida	506	716	70.7
Vanderbilt	504	724	69.6
Georgia	425	612	69.4
Ole Miss	430	621	69.2
Miss State	250	370	67.6
LSU	512	782	65.5
Kentucky	**319**	**509**	**62.7**

SCORING DEFENSE

School	G	Pts.	Avg.
Miss State	28	1834	65.5
Kentucky	**29**	**1944**	**67.0**
LSU	39	2663	68.3
Ole Miss	29	1981	68.3
Georgia	30	2070	69.0
Alabama	33	2297	69.6
Tennessee	29	2033	70.1
Florida	34	2444	71.9
Vanderbilt	34	2471	72.7
Auburn	31	2324	75.0

FIELD GOALS

School	FGM	FGA	Pct.
Alabama	976	1900	51.4
Georgia	860	1709	50.3
Auburn	955	1927	49.6
Vanderbilt	904	1856	48.7
Tennessee	828	1709	48.4
Florida	1081	2248	48.1
Kentucky	**747**	**1596**	**46.8**
LSU	1047	2260	46.3
Ole Miss	764	1691	45.2
Miss State	652	1542	42.3

REBOUNDS

School	G	RBS	Avg.
Auburn	31	1228	39.6
Florida	34	1280	37.6
Tennessee	29	1056	36.4
Georgia	30	1075	35.8
Vanderbilt	34	1180	34.7
Alabama	33	1141	34.6
LSU	39	1334	34.2
Ole Miss	29	975	33.6
Miss State	28	925	33.0
Kentucky	**29**	**903**	**31.1**

SCORING MARGIN

School	Avg.
Florida	12.4
Alabama	10.4
Tennessee	5.1
Auburn	4.9
Georgia	4.9
LSU	3.2

SCORING MARGIN CONTINUED

School	Avg.
Ole Miss	1.9
Vanderbilt	0.8
Kentucky	**0.7**
Miss State	-7.9

THREE POINT FIELD GOALS

School	GM	GA	Pct.
Alabama	168	379	44.3
Florida	196	449	43.7
Vanderbilt	187	437	42.8
LSU	181	451	40.1
Tennessee	75	193	38.9
Ole Miss	79	209	37.8
Auburn	107	284	37.7
Georgia	73	196	37.2
Kentucky	**152**	**409**	**37.2**
Miss State	58	176	33.0

INDIVIDUAL SCORING - Top 20

Player, Team	G	FG	TPG	FT	Pts.	Avg.
Tony White, Tennessee	29	259	28	165	711	24.5
Vernon Maxwell, Florida	34	266	45	161	738	21.7
Derrick McKey, Alabama	33	247	21	100	615	18.6
Jeff Moore, Auburn	31	208	2	120	538	17.4
Will Perdue, Vanderbilt	34	233	0	126	592	17.4
Anthony Wilson, LSU	38	233	95	71	632	16.6
Jim Farmer, Alabama	33	196	36	118	546	16.5
Andrew Moten, Florida	33	182	61	103	528	16.0
Rex Chapman, Kentucky	**29**	**173**	**68**	**50**	**464**	**16.0**
Willie Anderson, Georgia	30	187	25	77	476	15.9
Mike Jones, Auburn	31	205	1	78	489	15.8
Dennis Williams, Georgia	30	192	18	69	471	15.7
Nikita Wilson, LSU	35	220	0	105	545	15.6
Ed Davender, Kentucky	**29**	**160**	**15**	**107**	**442**	**15.2**
Hubert Henderson, Miss St.	28	165	27	61	418	14.9
Dyron Nix, Tennessee	29	153	0	102	408	14.1
Joe Ayers, Ole Miss	29	143	11	101	398	13.7
Chris Morris, Auburn	31	170	9	69	418	13.5
Eric Smith, Ole Miss	29	158	2	65	383	13.2
Frank Ford, Auburn	31	148	10	93	399	12.9

INDIVIDUAL STATISTICS

FIELD GOAL PERCENTAGE - Top 15 (min. 3 per game)

Player, Team	FGM	FGA	Pct.
Chris Capers, Florida	110	175	62.9
Will Perdue, Vanderbilt	233	389	59.9
Michael Ansley, Alabama	145	243	59.7
Derrick McKey, Alabama	247	425	58.1
Robert Lock, Kentucky	**91**	**161**	**56.5**
Chris Morris, Auburn	170	340	55.9
Richard Madison, Kentucky	**109**	**197**	**55.3**
Jeff Moore, Auburn	208	383	54.3
Dyron Nix, Tennessee	153	283	54.1
Ronnie Sims, Ole Miss	110	209	52.6
Fred Jenkins, Tennessee	101	192	52.6
Chad Kessler, Georgia	135	258	52.3
Jose Vargas, LSU	124	241	51.5
Nikita Wilson, LSU	220	429	51.3
Mike Jones, Auburn	205	405	50.6

FREE THROW PERCENTAGE - Top 15 (min. 2 per game)

Player, Team	FTM	FTA	Pct.
Tony White, Tennessee	165	183	90.2
Jim Farmer, Alabama	118	133	88.7
Derrick McKey, Alabama	100	116	86.2
Terry Coner, Alabama	91	107	85.0
James Jackson, Alabama	66	78	84.6
Barry Goheen, Vanderbilt	114	135	84.4
Anthony Blakely, Miss State	62	77	80.5
Jeff Moore, Auburn	120	150	80.0
Willie Anderson, Georgia	77	97	79.4
Chad Kessler, Georgia	90	118	76.3
Mike Jones, Auburn	78	104	75.0
Vernon Maxwell, Florida	161	217	74.2
Ed Davender, Kentucky	**107**	**145**	**73.8**
Joe Ayers, Ole Miss	101	138	73.2
Andrew Moten, Florida	103	144	71.5

ASSISTS - Top 12

Player, Team	G	No.	Avg.
Terry Coner, Alabama	27	171	6.3
Roderick Barnes, Ole Miss	29	175	6.0
Fred Jenkins, Tennessee	25	134	5.4
Gerald White, Auburn	24	124	5.2
Willie Anderson, Georgia	30	150	5.0
Andrew Moten, Florida	33	146	4.4
Vernon Maxwell, Florida	34	121	3.6
Rex Chapman, Kentucky	**29**	**105**	**3.6**
Ed Davender, Kentucky	**29**	**101**	**3.5**
Tracy Taylor, Miss State	27	92	3.4
Bernard Woodside, LSU	39	113	2.9
Barry Booker, Vanderbilt	34	91	2.7

THREE PT. GOAL PERCENTAGE - Top 15 (min. 1 per game)

Player, Team	TPGM	TPGA	Pct.
Joe Lawrence, Florida	64	127	50.4
Barry Booker, Vanderbilt	85	170	50.0
Mark Gottfried, Alabama	81	167	48.5
Andrew Moten, Florida	61	137	44.5
Scott Draud, Vanderbilt	54	123	43.9
Derrick Miller, Kentucky	**35**	**81**	**43.2**
Anthony Wilson, LSU	95	224	42.4
Tony White, Tennessee	28	68	41.2
Jim Farmer, Alabama	36	93	38.7
Rex Chapman, Kentucky	**68**	**176**	**38.6**
Gerald White, Auburn	32	83	38.6
James Blackmon, Kentucky	**33**	**88**	**37.5**
Vernon Maxwell, Florida	45	128	35.2
Hubert Henderson, Miss State	27	79	34.2

REBOUNDS - Top 12

Player, Team	G	No.	Avg.
Dyron Nix, Tennessee	29	294	10.1
Jeff Moore, Auburn	31	293	9.5
Hubert Henderson, Miss State	28	253	9.0
Will Perdue, Vanderbilt	34	295	8.7
Eric Smith, Ole Miss	29	232	8.0
Michael Ansley, Alabama	33	259	7.8
Derrick McKey, Alabama	33	247	7.5
Richard Madison, Kentucky	**29**	**216**	**7.4**
Oliver Brown, LSU	38	279	7.3
Chris Morris, Auburn	31	225	7.3
Mike Jones, Auburn	31	224	7.2
Doug Roth, Tennessee	29	201	6.9

BLOCKS - Top 5

Player, Team	G	No.	Avg.
Dwayne Schintzius, Florida	34	92	2.7
Derrick McKey, Alabama	33	73	2.2
Will Perdue, Vanderbilt	34	72	2.1
Dyron Nix, Tennessee	29	53	1.8
Willie Anderson, Georgia	30	48	1.6

STEALS - Top 7

Player, Team	G	No.	Avg.
Darryl Joe, LSU	37	91	2.5
Vernon Maxwell, Florida	34	68	2.0
Patrick Hamilton, Georgia	12	23	1.9
Oliver Brown, LSU	38	67	1.8
Dennis Williams, Georgia	30	51	1.7
James Blackmon, Kentucky	**29**	**49**	**1.7**
Fred Jenkins, Tennessee	25	42	1.7

THE TRADITION

KENTUCKY IN THE SEC TOURNAMENT

The Wildcats have enjoyed unparalleled success in the league's post-season tournament. In the 28 years the event has been held, Kentucky has captured 15 titles and has won 84.3 percent of its games in the tourney. Next in line among the schools in tournament titles is Tennessee, with four.

28-YEAR COMPOSITE SEC TOURNAMENT STANDINGS

	Titles	Won	Lost	Pct
KENTUCKY	**15**	**70**	**13**	**.843**
Tennessee	4	42	23	.646
Alabama	3	32	24	.571
LSU	1	28	27	.509
Georgia	1	18	27	.400
Vanderbilt	1	16	25	.390
Auburn	1	15	25	.375
Ole Miss	1	10	24	.294
Florida	0	7	22	.241
Miss. State	0	7	27	.206

In the nine years the tournament has been held recently, seven different schools have captured the title. Only Florida, Mississippi State and Vanderbilt have failed to win the event since 1979. Kentucky is one of only two teams that have won two titles since the renewal of the event, having won it in 1984 and 1986. Alabama also has two titles.

Through the years, Kentucky players have been selected to the first team All-Tournament team 48 times. Since the renewal of the event, seven Wildcats have been tabbed with the honor:

1979—Kyle Macy (MVP) and Truman Claytor
1980—Sam Bowie and Kyle Macy
1982—Dirk Minniefield (MVP)
1984—Melvin Turpin
1986—Roger Harden

In the nine years since the tournament was renewed, Wildcat players have been the leading scorers of the event on three occasions: 1979 (Kyle Macy); 1982 (Dirk Minniefield) and 1984 (Melvin Turpin).

In the history of the tournament, Kentucky holds 39 individual or team records.

The largest crowd to ever watch an SEC tournament game was 21,981, which showed up at the championship game between Alabama and Kentucky at Rupp Arena in 1982.

SOUTHEASTERN CONFERENCE (SEC) TOURNAMENT

(28 Appearances 15 Championships)*

1987 Won 0, Lost 1	Eliminated in quarterfinals by Auburn
1986 Won 3, Lost 0	Defeated Alabama for championship.
1985 Won 0, Lost 1	Eliminated in quarterfinals by Florida.
1984 Won 3, Lost 0	Defeated Auburn for championship.
1983 Won 0, Lost 1	Eliminated in quarterfinals by Alabama.
1982 Won 2, Lost 1	Eliminated in finals by Alabama.
1981 Won 0, Lost 1	Eliminated in quarterfinals by Vanderbilt.
1980 Won 2, Lost 1	Eliminated in finals by Louisiana State.
1979 Won 3, Lost 1	Eliminated in finals by Tennessee.
1952 Won 4, Lost 0	Defeated Louisiana State for championship.
1951 Won 3, Lost 1	Eliminated in finals by Vanderbilt.
1950 Won 3, Lost 0	Defeated Tennessee for championship.
1949 Won 4, Lost 0	Defeated Tulane for championship.
1948 Won 4, Lost 0	Defeated Georgia Tech for championship.
1947 Won 4, Lost 0	Defeated Tulane for championship.
1946 Won 4, Lost 0	Defeated Louisiana State for championship.
1945 Won 4, Lost 0	Defeated Tennessee for championship.
1944 Won 3, Lost 0	Defeated Tulane for championship.
1943 Won 3, Lost 1	Eliminated in finals by Tennessee.
1942 Won 4, Lost 0	Defeated Alabama for championship.
1941 Won 3, Lost 1	Eliminated in finals by Tennessee.
1940 Won 3, Lost 0	Defeated Georgia for championship.
1939 Won 3, Lost 0	Defeatenessee for championship.
1938 Won 0, Lost 1	Eliminated in first game by Tulane.
1937 Won 3, Lost 0	Defeated Tennessee for championship.
1936 Won 1, Lost 1	Elimin second game by Tennessee.
1935	No Tournament Held
1934 Won 0, Lost 1	Eliminated in first game by Florida.
1933 Won 4, Lost 0	Defeated Mississippi State for championship.

* Tournament resumed in 1979 for first time since 1952.

ALL-SEC TOURNAMENT (41 Players Chosen 69 times)

* Denotes MVP

John DeMoisey (F) 1933, 1934
Aggie Sale (C) 1933
Bill Davis (G) 1933*, 1934
Ralph Carlisle (F) 1936, 1937
Whitey Anderson (G) 1936*
Warfield Donahue (G) 1937
Rice Walker (C) 1937*
Walter Hodge (G) 1937*
Bernie Opper (G) 1938, 1939
Joe Hagan (F) 1938*
Keith Farnsley (F) 1939, 1940*, 1941*
Layton Rouse (G) 1940
Marvin Akers (F) 1941, 1942*
Lee Huber (G) 1941
James King (C) 1941*, 1942*
Ermal Allen (F) 1942
Melvin Brewer (C) 1943
Marvin Akers (G) 1943
Milton Ticco (F) 1943*
Bob Brannum (C) 1944
Jack Tingle (G) 1944, 1945, 1946, 1947
Jack Parkinson (G) 1944, 1945, 1946
Wilbur Schu (F) 1944*, 1946*
Ken Campbell (C) 1945
Wallace Jones (F) 1946, 1947, 1948, 1949
Ralph Beard (C) 1946, 1947, 1948, 1949
Joe Holland (F) . . . 1947 Kenny Rollins (G) . . . 1947, 1948
Alex Groza (C) 1947*, 1948*, 1949
Cliff Barker (F) 1948*, 1949*
Jim Line (F) 1950
Bill Spivey (C) 1950*, 1951
Walter Hirsch (F) 1951
Frank Ramsey (G) 1951, 1952
Cliff Hagan (F) 1951*, 1952
Robert Watson (F) 1952
Truman Claytor (G) 1979
Kyle Macy (G) 1979*, 1980
Sam Bowie (C) 1980
Dirk Minniefield 1982*
Melvin Turpin 1984
Roger Harden 1986

THE TRADITION

1987-88 SEC BASKETBALL TELEVISION SCHEDULE

*All Times Eastern
For immediate release

Day	Date	Game	Time*	NW
Sat.	**Dec. 5**	**Kentucky vs. Indiana (Indianapolis)**	**2:00**	**ABC**
Wed.	Dec. 9	Alabama at South Carolina	7:30	ESPN
Sat.	Dec. 12	Maryland at LSU	2:30	ABC
Sat.	**Dec. 12**	**Louisville at Kentucky**	**1:30**	**CBS**
Wed.	Dec. 16	Ohio State at Florida	7:00	ESPN
Wed.	Dec. 23	Alabama at Arkansas (Little Rock)	9:00	ESPN
Sat.	**Jan. 2**	**Georgia vs. Kentucky (Atlanta)**	**7:00**	**ESPN**
Sat.	Jan. 2	Florida at Pittsburgh	2:30	CBS
Wed.	Jan. 6	Florida at Auburn	8:00	JP
Thu.	Jan. 7	Georgia at Alabama	9:00	ESPN
Sat.	**Jan. 9**	**Auburn at Kentucky**	**8:00**	**ESPN**
Mon.	Jan. 11	Oklahoma vs. LSU (New Orleans)	9:00	USA
Wed.	Jan. 13	Vanderbilt at Ole Miss	8:00	JP
Wed.	**Jan. 13**	**Kentucky at Alabama**	**10:00**	**ESPN**
Sat.	Jan. 16	Miss. State at Auburn	4:00	JP
Wed.	**Jan. 20**	**Florida at Kentucky**	**8:00**	**JP**
		— split —		
		Miss. State at Ole Miss	8:00	JP
Wed.	Jan. 20	Alabama at LSU	10:00	ESPN
Sat.	**Jan. 23**	**Kentucky at LSU**	**2:00**	**CBS**
Sat.	Jan. 23	Ole Miss at Alabama	4:00	JP
Wed.	Jan. 27	LSU at Florida	8:00	JP
Sat.	Jan. 30	Florida at Vanderbilt	4:00	JP
Sun.	**Jan. 31**	**Notre Dame vs. Kentucky (Louisville)**	**2:00**	**ABC**
Wed.	Feb. 3	LSU at Auburn	8:00	JP
Sat.	**Feb. 6**	**Kentucky at Miss. State**	**4:00**	**JP**
		— split —		
		Vanderbilt at LSU	4:00	JP

Day	Date	Game	Time*	NW
Sat.	Feb. 6	Auburn at Florida	7:00	ESPN
Wed.	Feb. 10	Florida at Georgia	8:00	JP
Wed.	Feb. 10	Tennessee at Vanderbilt	10:00	ESPN
Sat.	**Feb. 13**	**Alabama at Kentucky**	**1:00**	**JP**
Sat.	Feb. 13	Georgia at Auburn	3:00	JP
Sat.	Feb. 13	Tennessee at LSU	7:00	ESPN
Mon.	Feb. 15	Florida at Miami	9:00	USA
Wed.	**Feb. 17**	**Kentucky at Tennessee**	**8:00**	**JP**
Sat.	**Feb. 20**	**Kentucky at Florida**	**2:30**	**NBC**
Sat.	Feb. 20	LSU at Alabama	1:00	JP
Sat.	Feb. 20	Ole Miss at Miss. State	7:00	ESPN
Wed.	**Feb. 24**	**LSU at Kentucky**	**8:00**	**JP**
Sat.	Feb. 27	Auburn at Alabama	4:00	JP
Sun.	**Feb. 28**	**Syracuse at Kentucky**	**2:30**	**CBS**
Wed.	**Mar. 2**	**Georgia at Kentucky**	**8:00**	**JP**
		— split —		
		Alabama at Tennessee	8:00	JP
Sat.	Mar. 5	Tennessee at Georgia	4:00	JP
Sun.	Mar. 6	Florida at LSU	4:00	ABC
Thu.	Mar. 10	SEC Tourney Game 1	8:00	JP
		SEC Tourney Game 2	10:00	JP
Fri.	Mar. 11	SEC Tourney Game 3	1:00	JP
		SEC Tourney Game 4	3:00	JP
		SEC Tourney Game 5	8:00	JP
		SEC Tourney Game 6	10:00	JP
Sat.	Mar. 12	SEC Tourney Semifinal Game	1:30	JP
		SEC Tourney Semifinal Game	6:00	JP
Sun.	Mar. 13	SEC Tourney Final Game	2:00	ABC

* JP-Jefferson-Pilot/SEC Network

CBS SPORTS

NBC Sports

abc

Jefferson Pilot Teleproductions

1987-88 SOUTHEASTERN CONFERENCE COMPOSITE BASKETBALL SCHEDULE

November 13
Athletes in Action at Florida (Exh.)

November 19
Spirit Express at Ole Miss (Exh.

November 20
Soviet National Team at Vanderbilt (Exh.)

November 21
Athletes in Action at Alabama (Exh.)
Jacksonville at Florida (Big Apple NIT)
Marathon Oil at Georgia (Exh.)

November 23
Marathon Oil vs. Auburn (Columbus, Ga.) (Exh.)

November 23-24
Florida in Big Apple NIT (Site TBA)

November 24
Soviet National Team at Kentucky (Exh.)

November 26
Spirit Express vs. Tennessee (Memphis, TN) (Exh.)

November 27
Big Apple NIT Semifinals (Uniondale, NY)
Brewster Heights Packing at LSU (Exh.)
Hawaii at Vanderbilt

November 27-28
Georgia at Louisiana Tipoff Classic (Lafayette, LA)
Ole Miss at Baltimore (Md.) Tournament

November 28
Big Apple NIT Finals (New York, NY)
Hawaii at Kentucky
Christian Brothers College at Miss. State

November 27-29
Alabama at Hawaii Rainbow Tournament

November 30
Lehigh at Vanderbilt

December 1
Cincinnati at Kentucky
Kentucky State at Ole Miss

December 2
Valdosta State at Georgia
Miss. State at Rice

December 3
Florida at SMU
Marquette at Tennessee

December 4-5
LSU hosts LSU Invitational Tournament

December 5
Southern Cal at Alabama (Birmingham, AL)
Georgia at Georgia Tech
Kentucky at Indiana (Indianapolis, IN)
Western New Mexico at Miss. State
North Carolina at Vanderbilt

December 7
UT-Martin at Auburn
Ole Miss at Southeastern Louisiana

December 8
Vanderbilt at Indiana

December 9
Alabama at South Carolina
Ole Miss at Arkansas (Pine Bluff, AR)
East Tennessee State at Miss. State

December 11-12
Auburn at Illini Classic (Champaign, IL)

December 12
Northeast Louisiana at Alabama
Florida State at Florida
UNC-Asheville at Georgia
Louisville at Kentucky
Maryland at LSU
Tulsa at Ole Miss
Mercer at Miss. State
Tennessee at Southern Cal

December 14
Georgia at Augusta College

December 16
Mercer at Auburn
Ohio State at Florida
LSU at Georgia Tech
McNeese State at Miss. State

December 17
Western Carolina at Tennessee

December 18-19
Kentucky hosts UKIT

December 18-20
Georgia at Suntory Ball Tourney (Tokyo, Japan)

December 19
Montana State at Alabama
LSU at Arkansas State
Ole Miss at Baptist Christian
Miss. State at Southeastern Louisiana
Florida State at Tennessee
Ohio at Vanderbilt

December 21
Mississippi Valley at Alabama
South Florida at Florida
Ohio at Tennessee
Morehead State at Vanderbilt

December 22
Southwest Texas State at LSU

December 23
Alabama at Arkansas (Little Rock, AR)
Furman at Tennessee

December 23-25
Georgia at Chaminade Classic (Honolulu, HI)

December 27-30
Miss. State at Rainbow Classic (Honolulu, HI)

December 28
Alaska at Kentucky

December 28-29
Alabama at Florida Citrus Bowl Tourn. (Orlando, FL)
LSU at UNLV Classic (Las Vegas, NV)
Ole Miss at Sugar Bowl Tourn. (New Orleans, LA)
Tennessee hosts Volunteer Classic
Vanderbilt hosts Music City Invitational

December 29
Baptist College at Georgia

December 29-30
Auburn at Cotton States Classic (Atlanta, GA)
Florida at Fiesta Bowl Classic (Tucson, AZ)

December 31
***Vanderbilt at Kentucky**

January 2
Baptist College at Alabama
Florida at Pittsburgh
***Kentucky at Georgia (Atlanta, GA)**

January 4
Towson State at Florida

January 6
*Florida at Auburn
***Miss. State at Kentucky**
*LSU at Vanderbilt
*Ole Miss at Tennessee

January 7
*Georgia at Alabama

January 9
*Alabama at Miss. State
***Auburn at Kentucky**
*Georgia at Florida
*LSU at Ole Miss
*Vanderbilt at Tennessee

January 11
Oklahoma at LSU (New Orleans, LA)

January 13
***Kentucky at Alabama**
*Auburn at Georgia
*Florida at Miss. State
*LSU at Tennessee
*Vanderbilt at Ole Miss

January 16
*Alabama at Vanderbilt
*Miss. State at Auburn
*Ole Miss at Florida
*LSU at Georgia
***Tennessee at Kentucky**

January 17
Tennessee at Illinois

January 20
*Alabama at LSU
*Auburn at Tennessee
***Florida at Kentucky**
*Georgia at Vanderbilt
*Miss. State at Ole Miss

January 23
*Ole Miss at Alabama
*Vanderbilt at Auburn
*Florida at Tennessee
*Georgia at Miss. State
***Kentucky at LSU**

January 27
*Alabama at Auburn
*LSU at Florida
*Ole Miss at Georgia
***Kentucky at Vanderbilt**
*Tennessee at Miss. State

January 30
*Tennessee at Alabama
*Auburn at Ole Miss
*Florida at Vanderbilt
*Miss. State at LSU

January 31
Notre Dame at Kentucky (Louisville, KY)

February 3
*Florida at Alabama
*LSU at Auburn
*Georgia at Tennessee
***Ole Miss at Kentucky**
*Miss. State at Vanderbilt

February 6
*Alabama at Georgia
*Auburn at Florida
***Kentucky at Miss. State**
*Vanderbilt at LSU
*Tennessee at Ole Miss

February 10
*Miss. State at Alabama
***Kentucky at Auburn**
*Florida at Georgia
*Ole Miss at LSU
*Tennessee at Vanderbilt

February 13
***Alabama at Kentucky**
*Georgia at Auburn
*Miss. State at Florida
*Tennessee at LSU
*Ole Miss at Vanderbilt

February 15
Florida at Miami

February 17
*Vanderbilt at Alabama
*Auburn at Miss. State
*Florida at Ole Miss
*Georgia at LSU
***Kentucky at Tennessee**

February 20
*LSU at Alabama
*Tennessee at Auburn
***Kentucky at Florida**
*Vanderbilt at Georgia
*Ole Miss at Miss. State

February 24
*Alabama at Ole Miss
*Auburn at Vanderbilt
*Tennessee at Florida
*Miss. State at Georgia
***LSU at Kentucky**

February 27
*Auburn at Alabama
*Georgia at Ole Miss
*Miss. State at Tennessee
Vanderbilt at Notre Dame

February 28
Syracuse at Kentucky

March 2
*Alabama at Tennessee
*Ole Miss at Auburn
*Vanderbilt at Florida
***Georgia at Kentucky**
*LSU at Miss. State

March 5
*Alabama at Florida
*Auburn at LSU
*Tennessee at Georgia
***Kentucky at Ole Miss**
*Vanderbilt at Miss. State

March 6
*Florida at LSU

March 10-13
SEC Tournament at Baton Rouge, LA

* indicates SEC conference games.

THE TRADITION

RUPP ARENA — HOME OF THE WILDCATS





Rupp Arena affords the University of Kentucky its third basketball home in 62 years. The Wildcats are celebrating their 12th season in the arena in 1987-88.

The facility, named after Kentucky's legendary former coach Adolph Rupp, has been the site of several premier basketball events. In March of 1985, all roads led to Lexington for the NCAA Final Four. In 1986, Rupp played host to both the Southeastern Conference Tournament, as well as the women's NCAA Final Four. The arena has been the site of numerous NCAA regional tournaments, and has been selected to host the 1989 Southeast Regional

An awesome structure in sight and scope, the arena is divided in two seating areas. The lower level features 10,000 fully cushioned, theater seats in block coloring of blue, red, orange and purple, offering a spectacular splash of color. The upper level has 13,000 seats on epoxy-coated metal bleachers. The latter can be visually isolated to provide a more natural setting for small shows.

Built by the city of Lexington, the arena is the major portion of the $53 million Lexington Center complex which includes a convention-exhibition hall, a 50-store trilevel enclosed shopping mall, a luxury Hyatt Regency Hotel, and a block away, the historic 1,200 seat Lexington Opera House, which was recently renovated.

The arena is fully air-conditioned, equipped with a specially designed, high quality sound system appropriately named "Big Bertha," and features complete lighting for events and color television coverage. Special attention has been paid to such facilities as dressing rooms, service entrances and storage areas.

The Wildcats command an exclusive dressing room 365 days a year, while other facilities include six team size and eight smaller units.

The portable basketball court, which lies on a concrete subflooring 118′ beneath the ceiling, is 60′ x 120′ and is made of a light shade of northern maple trimmed in Kentucky blue. The floor was specially designed to convert from the 94′ length required for college and professional basketball to the 84′ length for high school simply removing two panels.

Four 35′ x 4′ custom-made scoreboards are placed so spectators can see at least three of the boards from any seat in the arena.





THE TRADITION

THE WILDCATS AT HOME

Despite a "down" 18-11 season for Kentucky in 1987-88, the Wildcats fared quite well at Rupp Arena, forging a 13-2 record. In 11 years at Rupp, the Wildcats have racked up a 153-16 record for a winning percentage of 90.5.

Kentucky's formidable home-court advantage has been a trademark through the years. Before moving to Rupp in 1976-77, UK compiled equally remarkable records in Memorial Coliseum and Alumni Gym.

Kentucky at Home Through the Years

	Won	Lost	Pct.
Alumni Gym (1924-25 through 1949-50)	262	25	91.3
Memorial Coliseum (1950-51 through 1975-76)	308	38	89.0
Rupp Arena (1976-77 to present)	153	16	90.5
Totals	**723**	**79**	**90.1**

YEAR-BY-YEAR AT RUPP ARENA

	Won	Lost	Pct.
1976-77	12	2	.857
1977-78	16	0	1.000
1978-79	11	4	.733
1979-80	12	3	.800
1980-81	15	0	1.000
1981-82	15	1	.938
1982-83	14	1	.933
1983-84	16	0	1.000
1984-85	11	3	.786
1985-86	18	0	1.000
1986-87	13	2	.867
11 Seasons	153	16	.905

KENTUCKY'S HOME ATTENDANCE

Year	No. Games	Attendance	Average
1986-87	15	345,718	23,048
1985-86	18**	407,290	22,627
1984-85	14	320,926	22,923
1983-84	16	*380,453	*23,778
1982-83	15**	356,766	*23,785
1981-82	16	*371,093	*23,193
1980-81	15	*354,996	*23,666
1979-80	15	*352,511	*23,501
1978-79	15	*351,042	*23,338
1977-78	16	*373,403	*23,338
1976-77	14	*312,527	*22,323
1975-76	12	138,135	11,511
1974-75	12	138,098	11,539
1973-74	12	130,755	10,896
1972-73	13	150,856	11,604
1971-72	13	150,297	11,561
1970-71	13	152,471	11,728
1969-70	15	181,295	12,086
1968-69	13	165,600	11,821
1967-68	16	178,000	11,333
1966-67	13	136,588	10,502
1965-66	13	149,571	11,505
1964-65	14	151,000	10,786
1963-64	14	165,650	11,117
1962-63	15	153,132	10,208
1961-62	16	165,495	10,343
1960-61	14	129,978	9,284
1959-60	13	138,995	10,692
1958-59	15	177,824	11,855
1957-58	13	124,461	9,574
1956-57	14	129,733	9,266
1955-56	13	126,104	9,700

*Season high in the nation. ** Includes 3 SEC Tournament games.





TOP TEN RUPP ARENA CROWDS

1.	24,203	vs. Indiana	Dec. 7, 1985
2.	24,185	vs. Tennessee	Feb. 27, 1983
3.	24,180	vs. Louisville	Dec. 28, 1985
4.	24,165	vs. Indiana	Dec. 8, 1981
5.	24,098	vs. Wyoming (UKIT)	Dec. 16, 1983
	24,098	vs. BYU (UKIT)	Dec. 17, 1983
7.	24,012	vs. Louisville	Nov. 26,1983
8.	24,011	vs. LSU	Mar. 1, 1980
9.	23,992	vs. Houston	Jan. 22, 1984
10.	23,991	vs. Oklahoma	Mar. 1, 1987

THE TRADITION

HOME FLOOR LOSSES SINCE 1943
(Total of 53)

Date	Opponent	Score	Margin
Jan. 8, 1955	Georgia Tech	59-58	1
Dec. 10, 1955	Temple	73-61	12
Dec. 21, 1955	Dayton (UKIT)	89-74	15
Dec. 10, 1956	St. Loui	71-70	1
Mar. 16, 1957	Michigan State (NCAA)	80-68	12
Dec. 20, 1957	West Virginia (UKIT)	77-70	7
Dec. 19, 1959	West Virginia (UKIT)	79-70	9
Jan. 2, 1960	Georgia Tech	62-54	8
Feb. 27, 1960	Tennessee	65-63	2
Dec. 3, 1960	Florida State	63-58	5
Dec. 22, 1960	St. Louis (UKIT)	74-72*	2
Feb. 12, 1962	Mississippi State	49-44	5
Dec. 1, 1962	Virginia Tech	80-77	3
Dec. 17, 1962	North Carolina	68-66	2
Jan. 5, 1963	Georgia Tech	86-85•	1
Jan. 19, 1963	Tennessee	78-69*	9
Feb. 18, 1963	Vanderbilt	69-67	2
Mar. 2, 1964	St. Louis	67-60	7
Dec. 19, 1964	Illinois (UKIT)	91-86	5
Jan. 5, 1965	Vanderbilt	97-79	18
Dec. 5, 1966	Illinois	98-97	1
Dec. 13, 1966	North Carolina	64-55	9
Dec. 17, 1966	Florida	78-75	3
Dec. 28, 1966	Cornell	92-77	15
Jan. 5, 1967	Vanderbilt	91-89*	2
Jan. 23, 1967	Tennessee	52-50•	2
Feb. 11, 1967	Mississippi State	77-72*	5
Mar. 16, 1968	Ohio State (NCAA)	82-81	1
Dec. 7, 1968	North Carolina	87-77	10
Dec. 19, 1970	Purdue (UKIT)	89-83	6
Dec. 13, 1971	Michigan State	91-85	6
Dec. 4, 1972	Iowa	79-66	13
Feb. 3, 1973	Vanderbilt	83-76	7
Jan. 28, 1974	Vanderbilt	82-65	17
Feb. 23, 1974	Alabama	94-71	23
Feb. 25, 1974	Florida	75-65	10
Jan. 10, 1976	Tennessee	90-88*	2
Dec. 18, 1976	Utah (UKIT).....Rupp Arena Era.....	70-68	2
Jan. 12, 1977	Tennessee	71-67	4
Dec. 22, 1978	Texas A&M (UKIT)	73-69	4
Jan. 6, 1979	Louisiana State	93-89	4
Jan. 20, 1979	Tennessee	66-55	11
Mar. 7, 1979	Clemson (NIT)	68-67*	1
Jan. 12, 1980	Alabama	78-64	14
Jan. 28, 1980	Louisiana State	65-60	5
Mar. 13, 1980	Duke (NCAA)	55-54	1
Mar. 6, 1982	Alabama (SEC)	48-46	2
Jan. 15, 1983	Auburn	75-67	8
Dec. 4, 1984	SMU	56-54	2
Jan. 19, 1985	Florida	67-55	12
Feb. 24, 1985	Georgia	79-77	2
Jan. 7, 1987	Alabama	69-55	14
Jan. 18, 1987	Louisiana State	76-41	35

*One overtime period. •Double overtime. Average loss margin — 6.8



RUPP ARENA RECORDS
(Collegiate-Varsity)
Team — Single Game

Consecutive Wins — 30 by Kentucky (Nov. 29, 1980 to Mar. 6, 1982)
Most Points — 126 by Kentucky vs. South Carolina, 81 Dec. 10, 1979
Most Points by Kentucky Opponent — 91 by Jacksonville, Dec. 18, 1981
Biggest Margin of Victory for Kentucky — 54 (Kentucky 121, West Texas 67, Dec. 2, 1976)
Biggest Margin of Defeat for Kentucky — 35 (LSU 76, Kentucky 41, Jan. 18, 1987)
Smallest Margin of Victory for Others — 1 (Clemson 68, Kentucky 67, Mar. 7, 1979; Duke 55, Kentucky 54, Mar. 13, 1980)
Smallest Margin of Defeat for Others — 1 (Kentucky 61, Purdue 60 UKIT Dec. 22, 1979; Kentucky 58, Miss. State 57, Jan. 16, 1985; Kentucky 64, Ole Miss 63, Feb. 28, 1987; Kentucky 75, Oklahoma 74, Mar. 1, 1987.)
Most Points, Both Teams — 202 (Kentucky 114, Portland State 88 (UKIT) Dec. 16, 1977)
Most Points in One Half — 66 by Kentucky in Second Half vs. West Texas, Dec. 4, 1978
Fewest Points — 36 by Miss State vs. Kentucky 50, Jan. 31, 1987
Most FGA Both Teams — 163 (Kentucky 82 vs. Vanderbilt 81, Feb. 5, 1977)
Most Field Goals Made — 46 by Kentucky vs. Portland State, Dec. 16, 1977
Best FG Pct. (Game) — 72.2 (39 of 54) by Kentucky vs. Miss. St., Feb. 15, 1986
Best FG Pct. (First Half) — 78.6 (11-14) by Kentucky vs. Mississippi, Jan. 14, 1981
Best FG Pct. (Second Half) — 83.3 (15 of 18) by Kentucky vs. Mississippi State, Feb. 28, 1977
Most Free Throws Attempted — 56 by Kentucky vs. Mississippi State, Feb. 12, 1979
Most FTA Both Teams — 97 (Kentucky 48, Vanderbilt 49, Jan. 19, 1980)
Most Free Throws Made — 44 by Kentucky vs. Vanderbilt, Jan. 19, 1980
Most Free Throw Missed — 19 by Kentucky vs. Wisconsin, Nov. 27, 1976, and vs. Portland State, Dec. 16, 1977
Most Rebounds — 62 by Kentucky vs. Bowling Green, Dec. 17, 1976
Fewest Points, Both Teams — 86 (Kentucky 50, Miss. State 36, Jan. 31, 1987)
Most Personal Fouls — 43 by LaSalle vs. Kentucky, Dec. 2, 1978
Most Personal Fouls, Both Teams — 75 (Kentucky 32, LaSalle 43, Dec. 2, 1978)
Biggest Crowd — 24,203 (Kentucky vs. Indiana, Dec. 7, 1985)

INDIVIDUAL — SINGLE GAME

Most Points — 45 David Robinson, Navy vs. Kentucky, Jan. 25, 1987
Most Field Goals Attempted — 40 by Freeman Williams, Portland State vs. Kentucky (UKIT) Dec. 16, 1977
Most Free Throws Attempted — 23 by Dwight Anderson, Kentucky vs. Miss. State, Feb. 12, 1979
Most Free Throws Made — 18 by Dwight Anderson, Kentucky vs. Miss. State, Feb. 12, 1979. Attempted 23.
(CONSECUTIVE 12 by Kyle Macy, Kentucky vs. Vanderbilt, and Mike Rhodes of Vanderbilt vs. Kentucky, Jan. 19, 1980)
Most Rebounds — 19 by Mike Phillips, Kentucky vs. LSU, Jan. 22, 1977; Bernard King, Tennessee vs. Kentucky, Jan. 12, 1977; and Sam Bowie, Kentucky vs. Mississippi, Mar. 1, 1984

RUPP ARENA STAFF
Director, Lexington Center — Tom Minter
Rupp Arena Manager — Bill Humphrey
Telephone (606) 233-4567

THE TRADITION

MEMORIAL COLISEUM

For 26 years, the pulsating cries of "Rip 'em Up, Tear 'em Up, Give 'em Hell Wildcats," rang through one of the grandest of all basketball palaces — UK's Memorial Coliseum.

In 1941, when Dr. H. L. Donovan became president of the University, one of his first recommendations was for a building "that will properly take care of our athletics, our health service, physical education and recreation." From this beginning came the plan that culminated in the construction of 11,500-seat Memorial Coliseum, an unparalleled edifice costing $3,925,000 by the time it was completed in 1950.

A great many persons freely suggested that the arena would prove to be a "white elephant" which would never be crowded to anywhere near capacity by the sport that then was considered little more than an innocuous winter-months pasttime.

But the hardwood game blitzed the nation and Kentucky's teams forged to the national forefront in such a crowd-pleasing manner that the "huge" hall soon could not begin to accomodate the large number of fans seeking to whet their newfound interest. In fact, the situation soon developed to the point where only the student body and faculty were admitted and for several years about all that Kentuckians at large knew of their state University's famed cage teams consisted of information gleaned from the radio and newspapers.

The Wildcat basketball teams got off to a fine start in the Coliseum, winning every game played in the building for the first three seasons there.

When Georgia Tech upset Kentucky, 59-58, on Jan. 8, 1955, it marked the first time the Wildcats had lost on their home court since Jan. 4, 1943, dating back to the Alumni Gym days. Between those two dates, Kentucky won 129 straight basketball games at home, a record that still stands in the NCAA record books.

Veteran UK radio announcer Cawood Ledford remembers that first loss at the Coliseum.

"When the game was over, nobody moved," said Ledford. "Everyone sat in absolute stunned silence. I would say it was a good five minutes before anyone made a move to get up. But Kentucky sure didn't lose very many times there."



Indeed the Cats did not. In 26 years there, Kentucky came away a loser only 38 times in 346 games.

From the early 60's on, the sale of UK basketball season tickets has been closed to the public with season ticket holders taking all the allotment other than student seating. When the Wildcats moved into Rupp Arena for the 1976-77 season, the cynics once again labeled it a "white elephant." But they underestimated the fervor displayed by Kentucky fans. The only seats available are ones that the students don't use.

But while Rupp Arena affords UK the second-largest built-for-basketball facility in the country with 23,000 seats, old-timers will tell you that the new building doesn't match the atmosphere of Memorial Coliseum. The character of great tradition permeates the air with near spiritual force, even today, when the building serves as the Wildcats' primary practice facility.

The huge building, which serves as a memorial to the nearly 10,000 Kentuckians who lost their lives in World War II and the Korean conflict, covers an entire city block and contains as much space as a seven-story office building. Situated along Avenue of Champions, the Coliseum still houses the UK Athletics Association offices and is the "home" to many Wildcat athletic teams.



Former Wildcat coach Adolph Rupp conducts one of his legendary practice sessions at Memorial Coliseum.

THE TRADITION

KENTUCKY IN LOUISVILLE



Kentucky center Rob Lock goes for the lay-up in the Wildcats' 69-65 loss to Georgia in Freedom Hall last year.

The University of Kentucky has built an impressive record playing in Louisville over the years. The Wildcats have won an NCAA championship (1958), nine Southeastern Conference Tournament titles and have defeated some of the best teams from around the country before Wildcat fans in Louisville.

Kentucky began playing in Louisville in 1918, when the Cats lost to Centre in the state championship game, 22-12. UK did not play again in the Derby City until the 1936-37 season, when the Cats dropped a 41-28 decision to Notre Dame.

Those early games were played in the Armory downtown before Freedom Hall was opened during the 1957-58 season. The Cats captured the 1958 NCAA title with victories over Temple and Seattle and the spacious arena has played host to Kentucky teams every year since. Kentucky's record at Freedom Hall now stands at 31-11.

The Wildcats overall record in Louisville is now 91-23. Broken down, the Cats are 43-17 in regular-season play, 43-3 in SEC Tournament play and 5-3 in post-season competition.



UK's Mike Pratt gets set to sink a crucial shot in Kentucky's thrilling 102-100 victory over Notre Dame in December, 1969. Pratt earned the Shively Award for his play in that game. The Shively Award is presented annually to the MVP of the Kentucky-Notre Dame game.

Kentucky's most impressive string of victories in Louisville came when the Cats won 32 straight games between 1946 and 1951. Only 10 of the 27 teams Kentucky has faced in the 114 games in Louisville have been able to knock off the Cats. The longest running series has been with Notre Dame, with the Wildcats holding a 22-9 advantage over the Fighting Irish. Notre Dame returns to the Kentucky schedule this season for a nationally-televised game at Freedom Hall Jan. 31.

Last year, Kentucky set a new attendance record at the newly-refurbished facility, as 20,053 jammed the arena to watch the Wildcats take on Georgia. At noon on the day of the Georgia game, UK fans continued a Wildcat tradition, as more than 19,000 showed up for a brief Kentucky shooting practice. Three days earlier, the Wildcats handed the University of Louisville its worst defeat ever at Freedom Hall, 85-51.

Here is a complete listing of Kentucky's results in Louisville over the years:

KENTUCKY RESULTS

Year	W-L	Opponent	Score	
1917-18	L	Centre	12-22	
1936-37	L	Notre Dame	28-41	
1938-39	L	Notre Dame	37-42	
1940-41	L	Notre Dame	47-48	
*1940-41	W	Ole Miss	62-52	
	W	Tulane	59-30	
	W	Alabama	39-37	
	L	Tennessee	33-36	
*1941-42	W	Florida	42-36	
	W	Ole Miss	59-32	
	W	Auburn	40-31	
	W	Alabama	36-34	
**1941-42	L	Great Lakes	47-58	
1942-43	L	Indiana	52-58	
	W	Notre Dame	60-55	
*1942-43	W	Tulane	48-31	
	W	Georgia	59-30	
	W	Miss. State	52-43	
	L	Tennessee	30-33	
**1942-43	L	Great Lakes	39-53	
1943-44	W	Indiana	61-41	
	W	Notre Dame	55-44	
*1943-44	W	Georgia	57-29	
	W	LSU	55-28	
	W	Tulane	62-46	
1944-45	W	Indiana	61-43	
	L	Notre Dame	58-59	(OT)
*1944-45	W	Florida	57-35	
	W	LSU	68-37	
	W	Alabama	52-41	
	W	Tennessee	39-35	
1945-46	L	Notre Dame	47-56	
*1945-46	W	Auburn	69-24	
	W	Florida	69-32	
	W	Alabama	59-30	
	W	LSU	59-36	

THE TRADITION



Kentucky's bench explodes in celebration during the Wildcats' 85-51 thrashing of Louisville at Freedom Hall last season.

Year	W-L	Opponent	Score
**1945-46	W	Temple	54-43
1946-47	W	DePaul	65-45
	W	Notre Dame	60-30
*1946-47	W	Vanderbilt	98-29
	W	Auburn	84-18
	W	Georgia Tech	75-53
	W	Tulane	55-38
**1946-47	W	Temple	68-29
1947-48	W	DePaul	74-50
	W	Temple	58-38
*1947-48	W	Florida	87-31
	W	LSU	63-47
	W	Tennessee	70-47
	W	Georgia Tech	54-43
1948-49	W	DePaul	67-36
	W	Tulane	51-47
	W	Notre Dame	62-38
*1948-49	W	Florida	73-36
	W	Auburn	70-39
	W	Tennessee	83-44
	W	Tulane	68-52
1949-50	W	DePaul	49-47
*1949-50	W	Miss. State	56-46
	W	Georgia	79-63
	W	Tennessee	95-58
*1950-51	W	Miss. State	92-70
	W	Auburn	84-54
	W	Georgia Tech	82-56
	L	Vanderbilt	57-61
1951-52	W	Georgia	95-55
*1951-52	W	Georgia Tech	80-59
	W	Tulane	85-61
	W	Tennessee	81-66
	W	LSU	44-43
1953-54	W	Georgia Tech	99-48
1955-56	W	Georgia	143-66

FREEDOM HALL ERA

**1957-58	W	Temple	61-60
	W	Seattle	84-72
1958-59	W	Illinois	76-75
1959-60	W	Temple	97-92
1960-61	W	Notre Dame	68-62
**1960-61	W	Morehead	71-64
	L	Ohio State	74-87
1961-62	W	Notre Dame	100-53
1962-63	W	Notre Dame	78-70
1963-64	W	Notre Dame	101-81
1964-65	L	Notre Dame	97-111
1965-66	W	Notre Dame	103-69
1966-67	W	Notre Dame	96-85
1967-68	W	Notre Dame	81-73
1968-69	W	Notre Dame	110-90
1969-70	W	Notre Dame	102-100
1970-71	L	Notre Dame	92-99
1971-72	L	Indiana	89-90 (2OT)
	W	Notre Dame	83-67
1972-73	L	N. Carolina	70-78
	W	Notre Dame	65-63
1973-74	L	Indiana	68-77
	L	Notre Dame	79-94
1974-75	W	N. Carolina	90-78
	W	Kansas	100-63
	W	Notre Dame	113-96
1975-76	L	Indiana	68-77 (OT)
	W	Notre Dame	79-77
1976-77	W	Notre Dame	102-78
	W	Florida St.	97-57
1977-78	W	Notre Dame	73-68
1978-79	W	Notre Dame	81-76
1979-80	W	Notre Dame	86-80
1980-81	L	Notre Dame	61-67
1981-82	W	Notre Dame	34-28 (OT)
1982-83	W	Kansas	82-62
1983-84	W	Purdue	88-67
1984-85	L	Louisville	64-71
1984-85	W	Kansas	92-89
1985-86	W	VMI	93-55
1986-87	W	Louisville	85-51
	L	Georgia	65-69

* SEC Tournament ** Post-Season Games

RECORD VS. LOUISVILLE OPPONENTS

School	UK Won	UK Lost
Alabama	4	0
Auburn	5	0
Centre	0	1
DePaul	4	0
Florida	5	0
Florida St.	1	0
Georgia	5	1
Georgia Tech	5	0
Great Lakes	0	2
Illinois	1	0
Indiana	2	4
Kansas	3	0
LSU	5	0
Louisville	1	1
Mississippi	2	0
Mississippi St.	3	0
Morehead	1	0
North Carolina	1	1
Notre Dame	22	9
Ohio State	0	1
Purdue	1	0
Seattle	1	0
Temple	5	0
Tennessee	5	2
Tulane	7	0
Vanderbilt	1	1
VMI	1	0
Total	**91**	**23**



Wildcat cheerleader Kim Hall leads the cheers at Freedom Hall last season.

Success — Academic and Athletic

Through the years, the University of Kentucky basketball program has produced one of the top graduation rates in the country. In the last decade, more than 80 percent of the players who have completed their eligibility at UK have earned a degree.

In the last nine years, two Wildcat basketball players have been awarded the Sullivan Medallion, the highest single honor that can be received by a UK student. Since 1977, the award has been presented to a male and female student who most exemplifies that characteristics of heart, mind and conduct as evidence of a spirit of love for and helpfulness to other men and women. The Wildcats honored recently were Jack Givens (1978) and Kyle Macy (1980). Other Wildcat basketball players who have been awarded the medallion are Gayle Mohney (1928), George Skinner (1933) and James Line (1951).

The University of Kentucky has produced seven **Academic All-Americans:**

Louie Dampier, 1966 and 1967
Dan Issel, 1970
Mike Pratt, 1970
Mike Casey, 1971
Bob Guyette, 1975
Jimmy Dan Conner, 1975
Kyle Macy, 1979

Guyette also was awarded one of the prestigious NCAA Post-Graduate scholarships following his graduation from UK. He used the scholarship to attend the UK Dental School.

Perhaps the greatest measure of success of the Wildcat basketball program has been how the players have fared AFTER earning their degrees from Kentucky. UK has turned out professionals in nearly every field, from basketball to doctors, from businessmen to teachers.

JOHN ADAMS - (1965)
Is now a district judge in Lexington (Fayette County).

ERMAL ALLEN - (1942)
Retired assistant head coach of the Dallas Cowboys.

JIM ANDREWS - (1973)
Was drafted by the NBA; played two years of professional basketball in Italy. Is currently district manager of Dubois Chemical Corporation in Lexington.

SCOTTY BAESLER - (1963)
Currently the popular mayor of Lexington.

DALE BARNSTABLE - (1950)
This member of the 1948 and 1949 NCAA Championship teams was drafted by Boston Celtics. He is currently the national sales manager for American Air Filter Company in Louisville. His twin daughters, Tricia and Cybil, were highly-reknown cheerleaders at UK in the early 1970's.

DICKY BEAL - (1984)
Drafted in the fourth round of the NBA draft by the Atlanta Hawks. Is currently a sales representative for the Kenway Chemical Company in Lexington.

ED BECK - (1958)
Is currently a minister in Golden, Colorado.

BILL BIBB - (1954)
Is currently athletics director and head coach at Mercer University.

JERRY BIRD - (1956)
Is currently the human resources administrator for the American Greetings Corporation in Corbin, Ky.

SAM BOWIE - (1984)
Drafted in the first round of the NBA draft by the Portland Trailblazers. Is currently in his fourth season in Portland. Lives in Lexington during the off-season.

CARROLL BURCHETT - (1962)
Division Director of Kentucky Department of Education, Office of Vocational Rehabilitation.

BOB BURROW - (1955)
Is currently the assistant superintendent for the Ft. Knox, Ky. schools.

LEROY BYRD - (1986)
Is currently in business and living in Lexington.

DWANE CASEY - (1979)
Is currently an assistant basketball coach at the University of Kentucky.

DAN CHANDLER - (1956)
Is the vice-president of Treasure Island Resort and Casino in St. Martin. Resides in Las Vegas.

KIRK CHILES - (1972)
Is the head basketball coach at Somerset High School in Somerset, Ky.

TRUMAN CLAYTOR - (1979)
Drafted in the sixth round of the NBA draft by the Detroit Pistons. Is currently working for General Telephone Company in Lexington.

LARRY CONLEY - (1966)
This member of "Rupp's Runts" now works for General Electric Credit Corporation and serves as a basketball color analyst for several television networks, including the UK Television Network.

JIMMY DAN CONNER - (1975)
Drafted by the Virginia Squires of the old ABA. Played one year in the ABA with the Kentucky Colonels. Is currently an executive and partner with All-Pro Financial Corporation in Louisville.

FRED COWAN - (1982)
Drafted in the sixth round by the NBA's Houston Rockets. Is currently playing professional basketball in Japan as he pursues a career with the Toshiba Corporation, an electronics firm.

HUGH COY - (1954)
Is now a sales representative for the McKesson Drug Company in Cincinnati. He resides in Lexington.

AL CUMMINS - (1947)
Owns a financial planning company.

JESS CURRY - (1956)
Owns the Medi-Fitness Corporation in Danville, Va.

Success — Academic and Athletic

LOUIE DAMPIER - (1967)
After a career in the old ABA, he has entered business and is currently owner of his own audio-visual company in Louisville.

MULFORD DAVIS - (1947)
A school principal in Frankfort, Indiana.

HARRY DENHAM - (1939)
Now a practicing dentist in Maysville, Kentucky.

RICK DREWITZ - (1974)
Currently plant manager for Blue Grass Industries in Cynthiana, Ky.

RAY EDELMAN - (1974)
Is an attorney in Lawrencburg, Ky.

RANDY EMBRY - (1965)
Teacher and coach at Owensboro (Ky.) Senior High School.

BILL EVANS - (1955)
Is currently senior vice-president of Kentucky Fried Chicken Corp., in Louisville, Ky.

MIKE FLYNN - (1975)
Was drafted by the Indiana Pacers of the NBA and played three years with the Pacers. Is currently a bank executive in Jeffersonville, Ind.

CHRIS GETTELFINGER - (1981)
Is now supervisor of oil and gas leases in Tennessee for the Kelso Oil Company.

JACK GIVENS - (1978)
Drafted in the first round of the NBA draft by the Atlanta Hawks and played two years in Atlanta. Is currently a life insurance representative and financial planner for Capital Creation and Conservation Company of Lexington. Owns a sporting goods store in Lexington and serves as a basketball color analyst for several television networks.

PHIL GRAWEMEYER - (1956)
Is now a real estate developer in Louisville, Ky.

KEVIN GREVEY - (1975)
Drafted in the first round of the NBA draft by the Washington Bullets. Played several years there before moving on to Milwaukee to play with the Bucks. Currently operates "Grevey's," a popular restaurant in Washington, D.C.

PETE GRIGSBY - (1954)
Is now the assistant superintendent of Floyd County Schools in Prestonsburg, Ky.

ALEX GROZA - (1949)
This member of the "Fabulous Five" is an executive with the Reynolds Company in Lexington.

BOB GUYETTE - (1975)
Drafted in the third round by the NBA's Kansas City Kings. Played several years of professional basketball in Spain. Returned to UK and received a degree in denistry. He is now in last year of Medical School at Alabama, completing a residency in Maxillofacial surgery. Hopes to return to Lexington to practice.

CLIFF HAGAN - (1954)
Spent several years in the NBA after graduation. Is now the director of athletics at the University of Kentucky.

JERRY HALE - (1975)
Is currently manager of employee relations with National Mines Corporation in Lexington.

ROGER HARDEN - (1986)
Was drafted in the fifth round by the NBA's Los Angeles Lakers. Is now serving as a student assistant coach at Kentucky while completing the requirements for his degree.

MERION HASKINS - (1977)
Is currently traveling throughout the world as an international buyer for the R. J. Reynolds Tobacco Company. He lives in Richmond, Va.

VERNON HATTON - (1958)
Is currently a realtor and auctioneer in Lexington.

TOM HEITZ - (1984)
Drafted in the eighth round of the NBA draft by the Indiana Pacers. Is currently working in the commodities markets in Lexington and Chicago.

JOE HOLLAND - (1948)
Owns an automobile dealership, Holland Chevrolet, in Charleston, W. Va.

JOEY HOLLAND - (1973)
Is currently the general sales manager for his father's car dealership, Holland Chevrolet, in Charleston, W. Va.

DERRICK HORD - (1983)
Drafted in the third round of the NBA draft by the Cleveland Cavaliers. Is currently in business in Lexington.

HAROLD HURST - (1956)
Is a real estate agent and broker in Stanton, Ky.

CHARLES HURT - (1983)
Drafted in the sixth round of the NBA draft by the Milwaukee Bucks. Is currently in business in Lexington.

DAN ISSEL - (1970)
Retired a year ago after an illustrious career with the NBA's Denver Nuggets. Is currently in the thoroughbred horse business in Lexington and owns a farm in Central Kentucky.

LARRY JOHNSON - (1977)
Drafted in the second round of the NBA draft by the Buffalo Braves (now the San Diego Clippers) and played one season with the Braves. Is now playing professional basketball in Japan as he pursues a career with the Panasonic Corporation.

WALLACE "WAH" JONES - (1949)
This member of the "Fabulous Five" currently owns and operates several businesses in Lexington.

JIM JORDAN - (1948)
Is a recently-retired attorney in Chester, W. Va.

BO LANTER - (1982)
Currently owns a satellite receiver company in Central Kentucky.

JIM LEMASTER - (1968)
Currently an attorney and state representative from Paris, Kentucky.

BILL LICKERT - (1961)
Currently treasurer of Mann and Hanger — Silas Mason Co.

Success — Academic and Athletic

JIM LINE - [1950]
Currently a consulting engineer in Russell, Kansas.

STEVE LOCHMUELLER - [1975]
Is currently general sales manager of Cellular One, a cellular telephone company, in Lexington.

RONNIE LYONS - [1974]
Is currently employed by IBM in Lexington.

KYLE MACY - [1980]
Received two degrees from UK — in business and in education — as a 1979 Academic All-American. Drafted in the first round of the NBA draft by the Phoenix Suns. After several years in Phoenix, Macy was traded to the Chicago Bulls, then to the Indiana Pacers. Lives in Lexington in the off-season and conducts a highly-successful summer basketball camp.

JIM MASTER - [1984]
Drafted in the sixth round of the NBA draft by the Atlanta Hawks. Is currently working as a marketing representative for the Valvoline Oil Company in Lexington.

DIRK MINNIEFIELD - [1983]
Drafted in the second round of the NBA draft by the Dallas Mavericks. Is currently playing with the Cleveland Cavaliers.

TERRY MOBLEY - [1965]
Is currently the director of development at the University of Kentucky.

COTTON NASH - [1964]
Owns a real estate and investment company in Lexington.

CLYDE PARKER - [1943]
A successful dentist in Evansville, Indiana.

JACK PARKINSON - [1948]
Owns a plumbing supply business in Yorktown, Ind.

DICK PARSONS - [1961]
Spent several years as an assistant basketball coach at the Univeristy of Kentucky. Is currently the director of deferred giving at UK.

MIKE PHILLIPS - [1978]
Drafted in the second round of the NBA draft by the Seattle Supersonics. Is currently playing professional basketball in Spain.

TOMMY PORTER - [1968]
Is currently a dentist in Hopkinsville, Kentucky.

LARRY PURSIFUL - [1962]
Owns shoe stores in Elizabethtown and Louisville, Ky.

MIKE PRATT - [1970]
Is senior vice-president, consulting and marketing, for Merit Capital Corp., in Des Moines, Iowa.

LINVILLE PUCKETT - [1956]
Is now with Lexington Paddock Fencing Company in Lexington.

FRANK RAMSEY - [1954]
Is a highly-successful Western Kentucky businessman. Owns several banks and farms and serves on the board of trustees at the University of Kentucky.

LLOYD RAMSEY - [1942]
Now a doctor in Nashville, Tennessee.

PAT RILEY - [1967]
Currently the head coach of the NBA's LA Lakers.

RICK ROBEY - [1978]
Drafted in the first round of the NBA draft by the Indiana Pacers. Currently is owner of a restaurant (Bristol's) in Lexington.

KENNY ROLLINS - [1948]
This member of the "Fabulous Five" currently works as a supervisor for a national container company in Lexington.

GAYLE ROSE - [1955]
Is now a pharmacist in Olive Hill, Ky.

WILLIE ROUSE - [1954]
Is currently the president of First Security Bank and Trust Co., the largest bank in Lexington.

JAY SHIDLER - [1980]
Has returned to the University of Kentucky to complete his degree.

ADRIAN SMITH - [1958]
Gold Medal winner in 1960 Olympic Games. NBA All-Star game MVP in 1966. Now an executive for Central Trust Bank in Cincinnati, Ohio.

G. J. SMITH - [1975]
Is currently teaching and coaching at Laurel County High School in London, Kentucky.

BILL SPIVEY - [1951]
Operates a catering business in the Daytona Beach, Fla., area.

VINCENT D. SPLANE - [1942]
A retired dentist in Middleburg, Fla.

CARL STAKER - [1942]
Now a consulting engineer in Lyndhurst, Ohio.

LARRY STAMPER - [1973]
Is currently teaching at Ezel Elementary School in West Liberty, Ky.

GENE STEWART - [1967]
Is currently a circuit court judge in Brookville, Ind.

LOU TSIOROPOULOS - [1954]
Principal of Carrithers Middle School in Louisville, Ky.

MELVIN TURPIN - [1984]
Drafted in the first round of the NBA draft by the Washington Bullets; then traded to the Cleveland Cavaliers, where he is now in his third season.

CHUCK VERDERBER - [1982]
Drafted in the seventh round of the NBA draft by the Chicago Bulls. Is currently attending the UK Dental School.

KENNY WALKER - [1986]
Drafted in the first round of the NBA draft by the New York Knicks and is currently in his second year with the Knicks.

LAVON WILLIAMS - [1980]
Drafted in the fifth round of the NBA draft by the Cleveland Cavaliers. Played one year of professional basketball in Italy. Currently playing pro basketball in Japan and working for the Akita Isuzua Motor Company.

Note: We appreciate corrections and additions to the above listings. Simply send them to: Brad Davis, UK Sports Information, Memorial Coliseum, Lexington, KY 40506. Or call (606) 257-3838.

CATS IN THE PROS

FORMER KENTUCKY WILDCATS DRAFTED BY THE NBA

Player	Round/Year	Drafting Team
Jack Tingle	1st, 1947	Washington
Kenny Rollins	1st, 1948	Chicago
Alex Groza	1st, 1949	Indianapolis
Cliff Barker	1st, 1949	Indianapolis
Ralph Beard	1st, 1949	Chicago
Wallace Jones	1st, 1949	Washington
Dale Barnstable	7th, 1950	Boston
Bobby Watson	10th, 1952	Milwaukee
Cliff Hagan	3rd, 1953	Boston
Frank Ramsey	1st, 1953	Boston
Bob Burrow	2nd, 1956	Rochester
Jerry Bird	3rd, 1956	Minneapolis
Phil Grawemeyer	3rd, 1956	Minneapolis
Vernon Hatton	2nd, 1958	Cincinnati
Johnny Cox	4th, 1958	New York
Adrian Smith	15th, 1958	Cincinnati
Bennie Coffman	7th, 1960	Syracuse
Don Mills	18th, 1960	Cincinnati
Sid Cohen	4th, 1960	Boston
Roger Newman	7th, 1961	Syracuse
Ned Jennings	13th, 1961	New York
Larry Pursiful	8th, 1962	Chicago
Cotton Nash	2nd, 1964	Los Angeles
Tommy Kron	3rd, 1966	St. Louis
Pat Riley**	1st, 1967	San Diego
Louie Dampier	4th, 1967	Cincinnati
Cliff Berger	9th, 1968	Milwaukee
Phil Argento	10th, 1969	Los Angeles
Dan Issel	8th, 1970	Detroit
Mike Casey	8th, 1970	Chicago
Tom Payne	1st, 1971	Atlanta
Larry Steele	3rd, 1971	Portland
Jim Dinwiddie	10th, 1971	Philadelphia
Tom Parker	6th, 1972	Cleveland
Kent Hollenbeck	10th, 1972	Detroit
Jim Andrews	7th, 1973	Seattle
Kevin Grevey	1st, 1975	Washington
Jimmy Dan Conner	2nd, 1975	Phoenix
Bob Guyette	3rd, 1975	Kansas City-Omaha
Mike Flynn	7th, 1975	Philadelphia
Larry Johnson	2nd, 1977	Buffalo
Rick Robey	1st, 1978	Indiana
Jack Givens	1st, 1978	Atlanta
James Lee	2nd, 1978	Seattle
Mike Phillips	3rd, 1978	New Jersey
Kyle Macy*	1st, 1979	Phoenix
Truman Claytor	6th, 1979	Detroit
LaVon Williams	5th, 1980	Cleveland
Jay Shidler	9th, 1980	Chicago
Fred Cowan	6th, 1981	Houston
Chuck Verderber	7th, 1982	Chicago
Dirk Minniefield*	2nd, 1983	Dallas
Derrick Hord	4th, 1983	Cleveland
Charles Hurt	6th, 1983	Milwaukee
Dicky Beal	4th, 1984	Atlanta
Sam Bowie*	1st, 1984	Portland
Jim Master	6th, 1984	Atlanta
Melvin Turpin*	1st, 1984	Washington
Kenny Walker*	1st, 1986	New York
Roger Harden	5th, 1986	Los Angeles
James Blackmon	5th, 1987	New Jersey

**Active NBA Players* ***Active NBA Head Coach*



MELVIN TURPIN
Cleveland Cavaliers



KENNY WALKER
New York Knicks



PAT RILEY
Head Coach
Los Angeles Lakers

THE TRADITION

FAME COMES TO THE WILDCATS

OLYMPIC GOLD MEDAL WINNERS

(With seven players winning the coveted medal for Olympic participation, the University of Kentucky leads the nation in honorees.)

Wallace Jones 1948
Cliff Barker 1948
Ralph Beard 1948
Alex Groza 1948
Kenny Rollins 1948
Billy Evans 1956
Adrian Smith 1960
Sam Bowie *1980

* United States boycotted the Moscow Games. Bowie awarded a medal by President Carter.

LEADERSHIP AWARD

(Donated annually by Radio Station WVLK of Lexington in honor of A. B. (Happy) Chandler, two-time Governor of Kentucky and former Commissioner of Baseball.)

1987 . . . . . Paul Andrews
1986 . . . . . Roger Harden
1985 (tie) . . . . Kenny Walker, Winston Bennett
1984 . . . . . Dicky Beal
1983 . . . . . Charles Hurt
1982 . . . . . Chuck Verderber
1981 . . . . . Chuck Verderber
1980 . . . . . Kyle Macy
1979 . . . . . Kyle Macy
1978 . . . . . Kyle Macy
1977 . . . . . Rick Robey
1976 . . . . . Jack Givens
1975 . . . . . Jimmy Dan Conner
1974 . . . . . Bob Guyette
1973 . . . . . Kevin Grevey
1972 . . . . . Stan Key
1971 . . . . . Larry Steele
1970 . . . . . Dan Issel
1969 . . . . . Dan Issel
1968 (tie) . . . . . Thad Jaracz, Cliff Berger
1967 (tie) . . . . . Louie Dampier, Pat Riley
1966 (tie) . . . . . Larry Conley, Tommy Kron
1965 . . . . . Terry Mobley
1964 . . . . . Larry Conley
1963 . . . . . Roy Roberts
1962 . . . . . Larry Pursiful
1961 . . . . . Dick Parsons
1960 . . . . . Dick Parsons
1959 . . . . . Johnny Cox
1958 . . . . . Vernon Hatton
1957 . . . . . Ed Beck
1956 . . . . . Bob Burrow
1955 . . . . . Bill Evans
1954 . . . . . Frank Ramsey
1953 . . . . . Not awarded
1952 . . . . . Frank Ramsey
1951 . . . . . Frank Ramsey

PAN AMERICAN GOLD MEDAL WINNERS

Billy Evans 1958
Adrian Smith 1959
Rick Robey 1975
Kyle Macy 1979
Jim Master 1983

PAN AMERICAN SILVER MEDAL WINNER

Rex Chapman 1987

MOST VALUABLE PLAYER

(Given annually by Kentucky Central Insurance Companies, to the player chosen by a secret committee as most valuable to his team.)

1987 . . . . . Ed Davender
1986 . . . . . Kenny Walker
1985 . . . . . Kenny Walker
1984 (tie) . . . . . Sam Bowie, Melvin Turpin
1983 (tie) . . . . . Dirk Minniefield, Melvin Turpin
1982 (tie) . . . . . Derrick Hord, Dirk Minniefield
1981 (tie) . . . . . Sam Bowie, Dirk Minniefield
1980 . . . . . Kyle Macy
1979 . . . . . Kyle Macy
1978 (tie) . . . . . Jack Givens, Rick Robey
1977 . . . . . Jack Givens
1976 (tie) . . . . . Jack Givens, Mike Phillips
1975 . . . . . Kevin Grevey
1974 . . . . . Kevin Grevey
1973 . . . . . Jim Andrews
1972 . . . . . Tom Parker
1971 . . . . . Larry Steele
1970 (tie) . . . . . Dan Issel, Mike Pratt
1969 . . . . . Dan Issel
1968 . . . . . Mike Casey
1967 (tie) . . . . . Louie Dampier, Pat Riley
1966 (tie) . . . . . Pat Riley, Louie Dampier
1965 . . . . . Pat Riley
1964 (tie) . . . . . Cotton Nash, Larry Conley
1963 . . . . . Ted Deeken
1962 . . . . . Cotton Nash

OUTSTANDING SENIOR

(Presented by Cawood Ledford)

1987 . . . . . James Blackmon
1986 . . . . . Kenny Walker
1985 . . . . . Bret Bearup
1984 . . . . . Sam Bowie
1983 . . . . . Derrick Hord
1982 . . . . . Chuck Verderber
1981 . . . . . Fred Cowan
1980 . . . . . Kyle Macy
1979 . . . . . Truman Claytor
1978 (tie) . . . . . Jack Givens, Rick Robey
1977 . . . . . Larry Johnson
1976 . . . . . Reggie Warford
1975 . . . . . Kevin Grevey
1974 . . . . . Ronnie Lyns
1973 . . . . . Jim Andrews
1972 . . . . . Tom Parker
1971 . . . . . Mike Casey
1970 . . . . . Dan Issel
1969 . . . . . Phil Argento
1968 . . . . . Thad Jaracz
1967 (tie) . . . . . Louie Dampier, Pat Riley
1966 (tie) . . . . . Larry Conley, Tommy Kron
1965 . . . . . John Adams

FEWEST TURNOVERS

(Presented in the name of Harry C. Lancaster by Dawahare's of Kentucky to starter committing fewest turnovers for time played.)

1987 . . . . . Derrick Miller (22)
1986 . . . . . Kenny Walker (54)
1985 . . . . . Bret Bearup (36)
1984 . . . . . Kenny Walker (40)
1983 . . . . . Charles Hurt (39)
1982 . . . . . Charles Hurt (31)
1981 . . . . . Charles Hurt (31)
1980 . . . . . Kyle Macy (60)
1979 . . . . . Kyle Macy (63)
1978 . . . . . Jack Givens (52)
1977 . . . . . Jack Givens (53)
1976 . . . . . Reggie Warford (46)
1975 . . . . . Bob Guyette (50)
1974 . . . . . Ronnie Lyons (37)
1973 . . . . . Ronnie Lyons (46)

BEST VARSITY FREE THROW SHOOTER

1987	Ed Davender	107 of 145 — 73.8%
1986	Roger Harden	26 of 31 — 83.4%
1985	Richard Madison	31 of 38 — 81.6%
1984	Jim Master	60 of 74 — 81.1%
1983	Derrick Hord	65 of 79 — 82.3%
1981	Dirk Minniefield	55 of 63 — 87.3%
1980	Kyle Macy	104 of 114 — 91.2%
1979	Kyle Macy	112 of 129 — 86.8%
1978	Kyle Macy	115 of 129 — 89.2%
1977	Jack Givens	94 of 113 — 93.2%
1976	Jack Givens	116 of 140 — 82.9%
1975	Rick Robey	51 of 63 — 81.0%
1974	Kevin Grevey	83 of 100 — 83.0%
1973	Steve Lochmueller (Donated Prior to 1973 by Adolph Rupp)	33 of 38 — 86.8%
1972	Ronnie Lyons (G)	70 of 80 — 87.5%
1971	Kent Hollenbeck (G)	82 of 93 — 88.2%
1970	Larry Steele (F)	45 of 49 — 91.8%
1969	Phil Argento (G)	47 of 61 — 77.0%
1965	Louie Dampier (G)	84 of 100 — 84.0%
1964	Tommy Kron (G)	28 of 34 — 82.3%
1963	Scotty Baesler (G)	59 of 69 — 85.5%
1962	Larry Pursiful (G)	89 of 109 — 81.6%

THE TRADITION

FRESHMAN LEADERSHIP

(Presented by Lexington Jaycees)

1987 . . . . . Rex Chapman
1986 . . . . . Irving Thomas
1985 . . . . . Ed Davender
1984 . . . . . Winston Bennett
1983 . . . . . Kenny Walker
1982 . . . . . Troy McKinley
1981 . . . . . Dicky Beal
1980 (tie) . . . . . Derrick Hord, Charles Hurt
1979 . . . . . Chuck Verderber
1978 . . . . . Fred Cowan
1977 . . . . . Tim Stephens
1976 . . . . . Dwane Casey
1975 . . . . . Rick Robey
1974 . . . . . Merion Haskins
1973 . . . . . Reggie Warford
1972 . . . . . Jimmy Dan Conner
1971 . . . . . Ronnie Lyons
1970 . . . . . Doug Flynn
1969 . . . . . Randy Noll
1968 . . . . . Greg Starrick
1967 . . . . . Dan Issel
1966 . . . . . Phil Argento
1965 . . . . . Jim LeMaster

SCHOLASTIC AWARD

(Given by K-Men's Association in Memory of Sam Huey to the Team's Top Scholar Athlete Over Four-Year Period)

1987 . . . . . Paul Andrews
1986 . . . . . Kenny Walker
1985 . . . . . Bret Bearup
1984 . . . . . Jim Master
1983 . . . . . Derrick Hord
1982 . . . . . Chuck Verderber
1981 . . . . . Chris Gettelfinger
1980 . . . . . Kyle Macy
1979 . . . . . Dwane Casey
1978 . . . . . Jack Givens
1977 . . . . . Merion Haskins
1976 . . . . . Reggie Warford
1975 . . . . . Bob Guyette
1974 . . . . . Ray Edelman
1973 . . . . . Dan Perry
1972 . . . . . Tom Parker
1971 . . . . . Jim Dinwiddie
1970 . . . . . Dan Issel
1969 . . . . . Phil Argento
1968 . . . . . Cliff Berger
1967 . . . . . Louie Dampier
1966 . . . . . Tommy Kron

MOST ASSISTS

(Presented by the Committee of 101 in Memory of Claude Sullivan to the Varsity Leader in Assists)

1987 . . . . . Rex Chapman (103)
1986 . . . . . Roger Harden (232)
1985 . . . . . Roger Harden (142)
1984 . . . . . Dicky Beal (133)
1983 . . . . . Dirk Minniefield (189)
1982 . . . . . Dirk Minniefield (188)
1981 . . . . . Dirk Minniefield (151)
1980 . . . . . Kyle Macy (163)
1979 . . . . . Kyle Macy (129)
1978 . . . . . Kyle Macy (178)
1977 . . . . . Larry Johnson (143)
1976 . . . . . Larry Johnson (98)
1975 (tie) . . . . . Jimmy Dan Conner (106)
Mike Flynn (106)
1974 . . . . . Mike Flynn (83)
1973 . . . . . Jimmy Dan Conner (83)
1972 . . . . . Stan Key (89)
1971 . . . . . Larry Steele (93)
1970 . . . . . Mike Pratt (99)
1969 . . . . . Mike Casey (129)
1968 . . . . . Mike Pratt (82)
1967 . . . . . Pat Riley (68)
1966 . . . . . Larry Conley (100)

MOST REBOUNDS

(Given by First Security Bank)

1987 . . . . . Richard Madison (216)
1986 . . . . . Kenny Walker (276)
1985 . . . . . Kenny Walker (315)
1984 . . . . . Sam Bowie (313)
1983 . . . . . Melvin Turpin (195)
1982 . . . . . Melvin Turpin (212)
1981 . . . . . Sam Bowie (254)
1980 . . . . . Sam Bowie (276)
1979 . . . . . Lavon Williams (213)
1978 . . . . . Rick Robey (261)
1977 . . . . . Rick Robey (273)
1976 . . . . . Mike Phillips (295)
1975 . . . . . Rick Robey (214)
1974 . . . . . Bob Guyette (205)
1973 . . . . . Jim Andrews (348)
1972 . . . . . Jim Andrews (315)
1971 . . . . . Tom Payne (283)
1970 . . . . . Dan Issel (369)
1969 . . . . . Dan Issel (321)
1968 . . . . . Dan Issel (428)
1967 . . . . . Thad Jaracz (215)
1966 . . . . . Pat Riley (259)
1965 . . . . . John Adams

BEST DEFENSIVE PLAYER

(Presented by Central Kentucky News Co.)

1987 . . . . . Ed Davender
1986 (tie) . . . . . Ed Davender, Winston Bennett
1985 . . . . . Winston Bennett
1984 . . . . . Kenny Walker
1983 . . . . . Dirk Minniefield
1982 . . . . . Dirk Minniefield
1981 . . . . . Dirk Minniefield
1980 . . . . . Dirk Minniefield
1979 . . . . . Truman Claytor
1978 . . . . . Truman Claytor
1977 . . . . . Larry Johnson
1976 . . . . . Larry Johnson
1975 . . . . . Mike Flynn
1974 . . . . . Larry Johnson
1973 . . . . . Mike Flynn

110 PERCENTER AWARD

(Presented by the Kiwanis Club of Lexington)

1987 (tie) . . . . . Terry Shigg, Steve Bruce
1986 . . . . . Winston Bennett
1985 . . . . . Kenny Walker
1984 . . . . . Winston Bennett
1983 . . . . . Charles Hurt, Jim Master
1982 . . . . . Dirk Minniefield
1981 . . . . . Chuck Verderber
1980 . . . . . Jay Shidler, Lavon Williams
1979 . . . . . Dwight Anderson, Lavon Williams
1978 . . . . . Dwane Casey
1977 . . . . . Larry Johnson
1976 . . . . . Reggie Warford
1975 . . . . . Larry Johnson
1974 . . . . . Jerry Hale
1973 . . . . . Ronnie Lyons
1972 . . . . . Larry Stamper
1971 . . . . . Larry Steele
1970 . . . . . Coach Adolph Rupp
1969 . . . . . Mike Pratt
1968 . . . . . Mike Casey
1967 . . . . . Brad Bounds
1966 . . . . . Larry Conley
1965 . . . . . Pat Riley
1964 . . . . . Larry Conley
1963 . . . . . Roy Roberts
1962 . . . . . Carrol Burchett

NAISMITH BASKETBALL HALL OF FAME

1982 . . . . . Frank Ramsey (Player)
1978 . . . . . Cliff Hagan (Player)
1969 . . . . . Adolph Rupp (Coach)

TENNESSEE CLUB SEC AWARDS

1970 . . . . . Dan Issel, Rebounder
1967 . . . . . Louie Dampier, Shooter
1968 . . . . . Cliff Berger, Academic
1967 . . . . . Pat Riley, Sportsmanship

SHIVELY MEMORIAL PLAQUE

(Presented by Notre Dame University in Memory of the late UK Athletic Director, Bernie Shively to the Most Valuable Player in Kentucky-Notre Dame Game)

1981 . . . . . Melvin Turpin (Kentucky)
John Paxson (Notre Dame)
1980 . . . . . Kelly Tripucka (Notre Dame)
1979 . . . . . Kyle Macy (Kentucky)
1978 . . . . . Dwight Anderson (Kentucky)
1977 . . . . . Kyle Macy (Kentucky)
1976 . . . . . Jack Givens (Kentucky)
1975 . . . . . Truman Claytor (Kentucky)
Adrian Dantley (Notre Dame)
1974 . . . . . Larry Johnson (Kentucky)
1973 . . . . . John Shumate (Notre Dame)
1972 . . . . . Jim Andrews (Kentucky)
1971 . . . . . Tom Parker (Kentucky)
1970 . . . . . Austin Carr (Notre Dame)
1969 . . . . . Mike Pratt (Kentucky)
1968 . . . . . Phil Argento (Kentucky)
1967 . . . . . Mike Casey (Kentucky)



Kyle Macy

THE TRADITION

WILDCAT LETTERMEN



John Adams



Jim Andrews



Scotty Baesler



Dicky Beal



Dwane Casey

A

Allan Abramson (Mgr.) (44)
John Adams (63,64,65)
Don Adkins (Mgr.) (74,75)
Earl Adkins (55,57,58)
Paul Adkins (21,22)
Marvin Akers (41,42,43)
Charles Alberts (25,26)
Charles Aleksinas (78)
Ermal Allen (40,41,42)
Ed Allin (45)
Carl Althaus (43)
H.M. Amoss (04)
Dwight Anderson (79)
Milerd Anderson (34,35,36)
Jim Andrews (71,72,73)
Paul Andrews (84,85,86,87)
Lee Andrus (03,04)
Phil Argento (67,68,69)
R.H. Arnett (04)
Jay Atkerson (Mgr.) (57,58,59)
Randy Azbill (Mgr.) (84,85)

B

H.A. Babb (Mgr.) (11)
Adrian Back (42)
Stanley Baer (05,06,07)
Scotty Baesler (62,63)
Mike Ballenger (82)
R.C. Barbee (06,07,08,09)
Cliff Barker (47,48,49)
Bill Barlow (43)
B. Barnett (11,12,13)
Dale Barnstable (47,48,49,50)
Bobby Barton (Mgr.) (67)
Dickey Beal (81,82,83,84)
Ralph Beard (46,47,48,49)
Bret Bearup (81,83,84,85)
Ed Beck (56,57,58)
Cecil Bell (31)
Winston Bennett (84,85,86)
Cliff Berger (66,67,68)
Henry Besuden (26)
Bill Bibb (54)
Arthur Bicknell (40)
Doug Billips (Mgr.) (69,70)
Jerry Bird (54,55,56)
J. Blackmon (84,85,86,87)
Crittenden Blair (34)
Harry Bliss (35)
Ralph Boren (24)
Brad Bounds (66,67)
Sam Bowie (80,81,84)
Bob Brannum (44,47)
D.P. Branson (05,06)
Wayne Breeden (Mgr.) (83)
John Brewer (55,56,57)
Leo Brewer (08)
Melvin Brewer (41,42,43)
G.C. Bridges (10)
Jake Bronston (30,31)
Steve Bruce (87)
T.R. Bryant (05,06,07)
Nathanial Buis (44)
Carey Burchett (Mgr.) (34)
Carroll Burchett (60,61,62)
L.S. Burhham (19,20,22,23)
Bob Burrow (55,56)
Bill Busey (68)
Kirk Byars (Mgr.) (63)
Leroy Byrd (84,85,86)

C

Gerry Calvert (55,56,57)
George Campbell (Mgr.) (35)
Kenton Campbell (45,46)
Patrick Campbell (17,18)
Burgess Carey (25,26)
Ralph Carlisle (35,36,37)
Armiel Carman (Mgr.) (16)
Dwane Casey (76,77,78,79)
Mike Casey (68,69,71)
Billy Ray Cassady (56,57,58)
J.S. Chambers (Mgr.) (09)
Rex Chapman (87)
Truman Claytor (76,77,78,79)
Steve Clevenger (66,67,68)
Marion Cluggish (38,39,40)
Bennie Coffman (59,60)
Sid Cohen (59,60)
L. Collinsworth (56,57,58)
Carl Combs (40)
Cecil Combs (28,29,30)
Charles Combs (38)
Larry Conley (64,65,66)
Jimmy Dan Conner (73,74,75)
Joe Coons (05)
Fred Cowan (78,79,80,81)
Johnny Cox (57,58,59)
Hugh Coy (54)
John Crigler (56,57,58)
George Critz (64)
Larry Crosby (Mgr.) (65)
John S. Crosthwaite (10)
Albert Cummins (47)
Fred Curtis (37,38,39)

D

Louie Dampier (65,66,67)
Darrell Darby (31,32,33)
Howard Dardeen (59)
Ed Davender (85,86,87)
Berkley Davis (34)
Bruce Davis (36)
Mulford Davis (43,46,47)
Robert Davis (37)
William Davis (33,34)
Ted Deeken (62,63,64)
Claire Dees (27,28,29)
John DeMoisey (32,33,34)
Truit DeMoisey (44)
Harry Denham (39)
Jim Dinwiddie (69,70,71)
J.A. Dishman (18,19)
A.L. Dolan (06)
Mike Dolan (Mgr.) (52,54)
Warfield Donohue (35,36,37)
H.H. Downing (08)
Pat Doyle (63)
Rick Drewitz (72,73,74)
Hunter Durham (Mgr.) (61,62)
James Durham (45)

E

Ray Edelman (72,73,74)
Leroy Edwards (35)
Russell Ellington (35,36)
Randy Embry (63,64,65)
Kenneth England (41,42)
Bill Evans (52,54,55)
William Evans (Mgr.) (42)
J.C. Everett (19,20)

F

H.L. Farmer (12,13)
Keith Farnsely (39,40,41)
J.B. Faulconer (Mgr.) (39)
Allen Feldhaus (60,61,62)
John Ferguson (Mgr.) (71)
Fred Fest (23)
Garrett Fitzpatrick (Mgr.) (41)
George Fletcher (Mgr.) (80,81)
Chigger Flynn (Mgr.) (56)
Mike Flynn (73,74,75)
Bob Fowler (76)
W.C. Fox (07,08,09)

G

J.H. Gaiser (10,11,12)
Gary Gamble (66,67,68)
Chris Gettelfinger (80,81)
Elmer Gilb (29)
Jack Givens (75,76,77,78)
Max Glickman (18)
James Goforth (35,36,37)
James Goodman (38,39)
Phil Grawemeyer (54,55,56)
Kevin Grevey (73,74,75)



Larry Conley



Jimmy Dan Conner



Allen Feldhaus



Mike Flynn



Bob Guyette

THE TRADITION

WILDCAT LETTERMEN



Jerry Hale



Roger Harden



Merion Haskins



Tom Heitz



Stan Key

William Griffin (Mgr.) (29)
Alex Groza (45,47,48,49)
George Gumbert (14,15,16)
Bob Guyette (73,74,75)
J. White Guyn (04)

H

Cliff Hagan (51,52,54)
Joseph Hagan (36,37,38)
Jerry Hale (73,74,75)
Dan Hall (75)
Roger Harden (83,84,85,86)
Philip Haring (Mgr.) (36,38)
Sam Harper (63,64)
Tom Harper (64)
Carson Harreld (Mgr.) (65,66)
W.C. Harrison (11,12)
D.W. Hart (11,12,16)
Merion Haskins (75,76,77)
Vernon Hatton (56,57,58)
Basil Hayden (20,21,22)
Elmo Head (37,38,39)
Tom Heitz (80,82,83,84)
G. Foster Helm (25,27)
J.H. Herman (06)
Walter Hirsch (49,51)
Walter Hodge (37)
Joe Holland (46,47,48)
Joey Holland (76)
Kent Hollenbeck (70,71,72)
Derrick Hord (80,81,82,83)
Dick Howe (57,58)
Lee Huber (39,40,41)
C.T. Hughes (24,25)
Lowell Hughes (58,59)
Harry Hurd (62)
Charles Hurt (80,81,82,83)

I

R.Y. Ireland (Mgr.) (16,17)
Charles Ishmael (63,64)
Dan Issel (68,69,70)

J

Ralph Jackowski (38)
Thad Jaracz (66,67,68)
Irvine Jeffries (28)
Cedric Jenkins (85,86,87)
Paul Jenkins (26,27,28)
Ned Jennings (59,60,61)
Herbert Jerome (34)
Ellis Johnson (31,32,33)
Larry Johnson (74,75,76,77)
Phil Johnson (56,58,59)
Walter Johnson (44)
Wallace Jones (46,47,48,49)
James Jordan (47,48)

K

. . . Kelly (05)
William P. Kemper (Mgr.) (05)
Ron Kennett (64)
Stan Key (70,71,72)
James King (40,41,42)
William King (21,22,24)
A.M. Kirby (07)
William Kleiser (32)
Edwin Knadler (27)
Howard Kreuter (32,33)
Tommy Kron (64,65,66)

L

Art Laib (68)
Ed Lander (43)
Bo Lanter (80,81,82)
Phil Latham (Trn.) (74,75)
Bob Lavin (20,21,22)
Dave Lawrence (33,34,35)
Roger Layne (51)
James Lee (75,76,77,78)
Ken Lehkamp (Mgr.) (56,57)
Jim LeMaster (66,67,68)
Larry Lentz (66)
Morris Levin (Mgr.) (31)
Garland Lewis (34,35,36)
Bill Lickert (59,60,61)
James Line (47,48,49,50)
Shelby Linville (50,51,52)
Ercel Little (32)
Steve Lochmueller (73,74)
Robert Lock (85,86,87)
Ronnie Lyons (72,73,74)

M

Kyle Macy (78,79,80)
Richard Madison (85,86,87)
F.L. Marx (10,11)
B.G. Marsh (18)
Jim Master (81,82,83,84)
James Mathewson (42)
Charles Maxson (Mgr.) (33)
Jack May (Mgr.) (35,36)
John McAdam (Mgr.) (70)
Paul McBrayer (28,29,30)
Bob McCowan (69,72)
Jim McDonald (60,61,62)
James McFarland (24,25,26)
Lawrence McGinnis (28,29,30)
Louis McGinnis (29,30,31)
James McIntosh (37)
Troy McKinley (82,83,84,85)
J. McKinney (Mgr.) (36,37)
C.F. Meadors (12)
Hub Metry (Mgr.) (64,65)
Derrick Miller (87)
Don Mills (58,59,60)
Ray Mills (55,56,57)
Terry Mills (69,70,71)
Stanley Milward (28,29,30)
Will Milward (24,25)
Dirk Minniefield (80,81,82,83)
Terry Mobley (63,64,65)
Gayle Mohney (26)
Bob Moore (Mgr.) (50,51,52)
Ralph Morgan (13,14,15)
Tom Moseley (44)

N

Cotton Nash (62,63,64)
Alonzo Nelson (45)
Roger Newman (61)
C.M. Newton (51)
Tommy Nichols (36)
Paul Noel (43)
Randy Noll (70)

O

Dan Omlar (Mgr.) (64)
Bernard Opper (37,38,39)
Hays Owens (28,29,30)

P

Harold Park (Mgr.) (45)
James Park (14)
Clyde Parker (43)
Ed Parker (Mgr.) (19)
J. Ed Parker (45,46,47)
Tom Parker (70,71,72)
Jack Parkinson (44,45,46,48)
Dick Parsons (59,60,61)
Tom Payne (71)
Bart Peak (17)
Leonard Pearson (50)
Doug Pendygraft (62)
E.S. Penick (43)
Dan Perry (72)
George Perry (54)
Mike Phillips (75,76,77,78)
Frank Phipps (27)
Wayne Plummer (09)
Randy Pool (68,69)



Steve Lochmueller



James Lee



Ronnie Lyons



Jim Master



Frank Ramsey

THE TRADITION

WILDCAT LETTERMEN



Pat Riley



Willie Rouse



Rick Robey



G.J. Smith



Larry Stamper

Tommy Porter (66,67,68)
Shelby Post (08,09)
Sam Potter (34)
William Poynz (21,23)
Mike Pratt (68,69,70)
R.C. Preston (11,12,13,14)
Linville Puckett (54)
Larry Pursiful (60,61,62)

R

Frank Ramsey (51,52,54)
Lloyd Ramsey (41,42)
Tripp Ramsey (Mgr.) (76,77)
Robert Reynolds (32)
A.T. Rice (23,24)
S.H. Ridgeway (20,21)
Carl Riefkin (23,24)
Pat Riley (65,66,67)
R.N. Roark (04)
Roy Roberts (62,63)
Rick Robey (75,76,77,78)
Al Robinson (59)
William "Doc" Rodes (17)
William Rodes (09,10)
Karl Rohs (25)
Don Rolfes (63)
Kenneth Rollins (43,47,48)
Van Buren Ropke (27)
Gayle Rose (52,54,55)
Harold Ross (56,57,58)
Ben Roth (Mgr.) (15)
Layton Rouse (38,39,40)
Willie Rouse (54)
Herky Rupp (62)

S

Forest Sale (31,32,33)
Charles Schrader (14,17)
Wilber Schu (44,45,46)
Herschel Scott (13,14,15)
Mike Scott (87)
Jim Server (15,16)
Evan Settle (33,34)
A.P. Shanklin (18)
Shelby Shanklin (08)
James Sharpe (27)
Jay Shidler (77,78,79,80)
Terry Shigg (87)
Glenn Sims (Mgr.) (73)
George Skinner (33)
Bobby Slusher (59)
Adrian Smith (57,58)
Bill Smith (56,57,58)
G.J. Smith (73,74,75)
G.K. Smith (21,23)
Mark Soderberg (70)
Carey Spicer (29,30,31)
Bill Spivey (50,51)
Vincent Splane (42)
Carl Staker (40,41,42)
Larry Stamper (71,72,73)
Larry Steele (69,70,71)
Tim Stephens (77,78)
Gene Stewart (67)
Bobby Stilz (67)
C.P. St. John (04)
N. Stone (08)
John Stough (45,48)
Guy Strong (50)
William Sturgill (45,46)
Don Sullivan (Mgr.) (78,79)
Bill Surface (Mgr.) (55)

T

Bob Talent (66)
Bob Taylor (35)
Alan Theobald (Mgr.) (68)
H.C. Thomas (18,19)
Irving Thomas (86,87)
Roger Thomas (Mgr.) (82,83)
Homer Thompson (37,38,39)
Tommy Thompson (Mgr.) (60)
Milton Ticco (41,42,43)
E.J. Tierney (35)
Clarence Tillman (79)
Jack Tingle (44,45,46,47)
Garland Townes (50)
Bill Trott (31)
Lou Tsioropoulos (51,52,54)
Jack Tucker (33,34,35)
Melvin Turpin (81,82,83,84)
Paul Turrell (35)
William P. Tuttle (12,13,14,15)

U

Lovell Underwood (24,25,26)

V

Arthur Vastin (18)
C. Verderber (79,80,81,82)
George Vulich (44,45)

W

J. Rice Walker (36,37,38)
Kenny Walker (83,84,85,86)
Reggie Warford (76)
L.B. Waters (05)
Robert Watson (50,51,52)
A.J. Weisenberger (11,13)
Wylie B. Wendt (06)
Leo Wenkley (Mgt.) (30)
Clint Wheeler (71)
Lucian Whitaker (50,51,52)
Waller White (40,41,42)
Don Whitehead (44)
E. Wiheling (21)
W.G. Wilkinson (23)
LaVon Williams (77,78,79,80)
Maury Wilson (06,07,08)
W.C. Wilson (13)
Phil Whitt (Trn.) (77)
Charles Worthington (31,32)
H.J. Wurtele (04)

Y

George Yates (30,31,33)
H. Yessin (Mgr.) (46,47,48,49)
Rudy Yessin (44)

Z

George Zerfoss (16,18)
Karl Zerfoss (13,15,16)
Tom Zerfoss (14)
Todd Ziegler (85,86)



Larry Steele



Lou Tsioropoulos



Melvin Turpin



Reggie Warford



Lavon Williams

THE RECORDS



THE RECORDS

ALL-TIME KENTUCKY CAGE RECORDS
(Revised to Start of 1987-88 Season)

TEAM RECORDS

SEASON

Most Games Played — 39* in 1947-48
(REGULAR SEASON ONLY — 30* in 1946-47 and 1979-80)
Most Wins — 36 in 1947-48 (Won 36, Lost 3)
(REGULAR SEASON ONLY — 28* in 1947-48; Won 28, Lost 2)
(CONFERENCE PLAY ONLY — 17* in 1969-70)
Most Losses - 13 in 1926-27 (2-13), 1966-67 (13-13), 1973-74 (13-13) and 1984-85 (18-13)
(FULL SEASON — 20 OR MORE GAMES — 13 in 1966-67, 1973-74 and 1984-85)
(CONFERENCE PLAY ONLY — 10 in 1966-67 (8-10)
Fewest Wins — 1 in 1904-05 (Won 1, Lost 4)
(FULL SEASON — 20 OR MORE GAMES — 13 in 1966-67 and 1973-74)
Fewest Losses - 0 in 1911-12 (9-0) and 1953-54 (25-0)
Longest Win Streak — 25 in 1953-54 (Won 25, Lost 0)
(CONFERENCE PLAY ONLY — 14 in 1950-51, 1951-52, 1965-66, 1976-77. Including playoff game, Kentucky won 15 straight in 1953-54)
Most Consecutive Conference Wins, Conference Play - 51* (Jan. 28, 1950-Jan. 8, 1955)
Longest Losing Streak — 9 (Jan. 25 to Feb. 23, 1923)
(CONFERENCE PLAY ONLY — 4 in 1966-67 and 1973-74)
Most Points — 2858 in 31 games, 1974-75**
(REGULAR SEASON ONLY — 2523 in 28 games, 1970-71)
(CONFERENCE PLAY ONLY — 1728* in 18 games, 1970-71)
(MOST TIMES 100 OR MORE POINTS — 15 in 1970-71)
(TWO CONSECUTIVE GAMES — 244 vs. Georgia and Tennessee, 1956)
Fewest Points — 19 in 3 games, 1903
(FULL SEASON, 20 OR MORE GAMES — 538 in 22 games, 1924-25)
Greatest Average Scoring Margin — 27.2 in 25 games, 1953-54
(INCLUDING TOURNAMENT PLAY — 29.9 in 37 games, 1946-47)
(CONFERENCE PLAY ONLY — 35.9* in 14 games, 19-47)
Highest Scoring Average — 96.8* in 28 games, 1969-70
(REGULAR SEASON ONLY — 96.7 in 26 games, 1970-71)
(CONFERENCE PLAY ONLY — 96.0 in 18 games, 1970-71)
Lowest Scoring Average — 6.3 in 3 games, 1903
Best Winning Percentage — 1.000 in 1911-12 (9-0) and 1953-54 (25-0)
(CONFERENCE PLAY ONLY — 1.000 in 1932-33 (8-0) and 10 other years. Last 14-0 in 1953-54)
Worst Season Percentage — .187 on record 3-13 in 1926-27
(FULL SEASON — 20 OR MORE GAMES — .500 (13-13) in 1966-67 and 1973-74)
Most Field Goal Attemptss — 3465* in 39 games, 1947-48
(REGULAR SEASON ONLY — 2925*** in 33 games, 1947-48 [made 916])
Most Field Goals Made — 1197* in 31 games, 1974-75 (attempted 2412)
(CONFERENCE PLAY ONLY — 719* in 18 games, 1974-75)
Highest Field Goal Pct. — 55.6* in 31 games, 1982-83
(REGULAR SEASON ONLY — 55.5 in 28 games1982-83)
(CONFERENCE PLAY ONLY — 54.8 in 18 games, 1982-83)
Most Free Throws Attempted — 865 in 32 games, 1951-52
(CONFERENCE PLAY ONLY — 485* in 18 games, 1978-79)
Most Free Throws Made — 666 in 31 games, 1978-79
(CONFERENCE PLAY ONLY — 376* in 18 games, 1978-79)
Highest Free Throw Pct. — 77.6 in 31 games, 1978-79
(REGULAR SEASON ONLY — 78.1 in 26 games, 1978-79)
Most Personal Fouls — 767 in 31 games, 1974-75
Fewest Personal Fouls — 307 in 26 games, 1944-45
Most Points Allowed — 2434 in 31 games, 1974-75
(REGULAR SEASON ONLY — 2175 in 28 games, 1970-71)
Fewest Points Allowed — (9 game min.)-137 in 9 games, 1911-12
(CONFERENCE PLAY ONLY — 182* in 8 games, 1934-35)
Most Rebounds — 2109* in 34 games, 1950-51
(REGULAR SEASON ONLY — 1600 in 25 games, 1950-51)
Best Rebound Average — 64.6* in 25 games, 1953-54
Most Wins in Conference — 17* in 1969-70 and in 1985-86

SINGLE GAME

Most Points — 143* (Kentucky 143, Georgia 66, Feb. 27, 1956)
(CONFERENCE PLAY ONLY — Same)
(NON-CONFERENCE — 126 (Kentucky 126 vs. South Carolina 81, Dec. 10, 1979)
Most Points, Both Teams — 234 (Kentucky 118 vs. Northwestern 116 at Evanston, Dec. 10, 1966)
(CONFERENCE PLAY ONLY — 226 [Kentucky 121 vs. LSU 105, Feb. 21, 1970])
Most Points, Home Floor — 126 (Kentucky 126 vs. South Carolina 81, Dec. 10, 1979)
Most Points, Opponent's Floor — 121 (Kentucky 121 vs. LSU 66, Jan. 27, 1968; Kentucky 121 vs. LSU 105, Feb. 21, 1970)
Most Points, Neutral Court — 143 (Kentucky 143 vs. Georgia 66, Armory, Louisville, Feb. 27, 1956)
Most Points, One Half — 75 (Kentucky 75, Georgia 32, Feb. 27, 1956)
Fewest Points — 1 (Kentucky 1 vs. Kentucky U. 22, 1905)
Fewest Points Allowed — 0 (Kentucky 19, Cincinnati Christ Church 0 in 1913)
(SINCE 1935 — 6*** [Kentucky 75, Arkansas State 6 in 1945])
Fewest Points, One Half (Modern) — 5 (Notre Dame 11, Kentucky 5 in second half, Dec. 2, 1981, Louisville)
Fewest Points, Both Teams — 17 (State College 5 vs. Kentucky U. 12 in 1904)
Biggest Victory Margin — 77* (Kentucky 143 vs. Georgia 66, Feb. 27, 1956)
Smallest Victory Margin — 50 One-Point Wins (Last 75-74, Oklahoma (H), Mar. 1, 1987)
Worst Defeat — 70 (Kentucky 17 vs. Centre 87, (A) Jan. 28, 1910)
(MODERN RECORD — 39 (CCNY 89, Kentucky 50, NIT, March 14, 1950)
Smallest Margin of Defeat — 34 One-Point Losses (Last 55-54, Duke (H-NCAA), Mar. 13, 1980
Most Points in Losing Game — 100 vs. Jacksonville, 106 (NCAA), March 14, 1970
Most FG Attempted — 125* against Indiana Central, Nov. 29, 1947 (SEC Non-Conference Record); Mississippi, Feb. 8, 1954
(CONFERENCE ONLY — 125* against Mississippi, Feb. 8, 1964)
Most FGA, Both Teams — 209 (Kentucky 125 vs. Mississippi 84, Feb. 8, 1964)
Fewest FG Attempted — 17 vs. Notre Dame, Dec. 29, 1981
Fewest FGA, One Half — 5 (second half) vs. Notre Dame, Dec. 29, 1981
Most FG Scored — 60* against Georgia, Feb. 27, 1956
Fewest FG Scored — 1 vs. Maryland, Jan. 19, 1928
Most FG Scored, Both Teams — 96 (UK 50 vs. Northwestern 46, Dec. 10, 1966 and UK 50 vs. Austin Peay 46, Mar. 15, 1973)
(CONFERENCE PLAY ONLY — 90 [UK 52, vs. LSU 38, Jan. 27, 1968])
Best Field Goal Pct. — 76.5* vs. Notre Dame, Dec. 29, 1981, Louisville
(CONFERENCE PLAY ONLY — 72.2 vs. Mississippi State (A), Feb. 15, 1986)
(FIRST HALF — 78.6 vs. Missssippi, Jan. 12, 1981)
(SECOND HALF — 87.5 (14-16) vs. Alabama (A), Feb. 9, 1980)
Lowest Field Goal Pct. — 12.1 vs. Maryland (A), Jan. 19, 1928
MODERN RECORD — 16.3 vs. Ga. Tech (A), Jan. 26, 1960)
Most Free Throws Attempted — 56* vs. Miss. State, Feb. 12, 1979 (made 40)
Fewest Free Throws Attempted — 1 vs. Georgia (H) Feb. 8, 1975; Tennessee (A) Jan. 5, 1980 and Auburn (N) March 10, 1984
Most Free Throws Made — 46* vs. Vanderbilt (A) Jan. 7, 1963 (53 attempts)
Best Free Throw Pct. — 1.000* (19 of 19 vs. Mississippi State (A) Jan. 10, 1983; 14-of-14 vs. Duke, March 3, 1930, 11-of-11 vs. Alabama, Feb. 1, 1934 and vs. Vanderbilt, Mar. 2, 1974; 9-of-9 vs. Mississippi, Jan. 4, 1969; 6-of-6 vs. Alabama, Mar. 4, 1982; 2-of-2 vs. Middle Tennessee, Mar. 11, 1982)
Most Rebounds — 108*** vs. Mississippi (H), Feb. 8, 1964
Most Personal Fouls — 41* vs. Ohio U., Jan. 12, 1948
(CONFERENCE PLAY ONLY — 37* vs. Auburn, Feb. 27, 1954)
Most PF's, Both Teams — 75 (Kentucky 32, LaSalle, 43, Dec. 3, 1979)
(CONFERENCE PLAY ONLY — 71* [Kentucky 37 vs. Auburn 34, Feb. 27, 1954])
Fewest PF's, Both Teams — 17 (Kentucky 7 vs. SMU 10, Dec. 21, 1956)

* Also Southeastern Conference Record
** The 1965-66 Wildcat team scored 2950 points in 25 regular-season games, four NCAA and five International Universities Tournament games.
*** Also recognized as National Record

THE RECORDS

ALL-TIME KENTUCKY CAGE RECORDS

INDIVIDUAL RECORDS

SEASON

Most Games Played — 39 by Alex Groza and Kenneth Rollins, 1947-48
Most Points — 948 by Dan Issel in 28 games, 1969-70
(REGULAR SEASON ONLY — 876 by Dan Issel in 26 games, 1969-70)
(CONFERENCE PLAY ONLY — 612 by Dan Issel in 18 games, 1969-70)
(SOPH. YEAR — 608 by Cotton Nash in games, 1961-62)
Highest Scoring Avg. — 33.9 by Dan Issel in 28 games, 1969 70
(REGULAR SEASON ONLY — 33.7 by Dan Issel in 26 games, 1969-70)
(CONFERENCE PLAY ONLY — 34.0 by Dan Issel in 18 games, 1969-70)
(SOPH. YEAR — 23.4 by Cotton Nash in 1961-62)
Most Rebounds — 567* by Bill Spivey in 34 games, 1950-51
(REGULAR SEASON ONLY — 447 by Bill Spivey in 25 games, 1950-51)
(CONFERENCE PLAY ONLY — 250 by Cliff Hagan in 14 games, 1951-52)
Most FG Attempts — 667 by Dan Issel in 28 games, 1969-70
(REGULAR SEASON ONLY — 614 Dan Issel in 28 games, 1969-70)
(CONFERENCE PLAY ONLY — 433 by Dan Issel in 18 games, 1969-70)
Most Field Goals Made — 369 by Dan Issel in 28 games, 1969-70
(REGULAR SEASON ONLY — 339 by Dan Issel in 26 games, 1969-70)
(CONFERENCE PLAY ONLY — 239 by Dan Issel in 18 games, 1969-70)
Most 3-point Field Goals Attempted — 176 by Rex Chapman in 29 games, 1986-87
(REGULAR SEASON ONLY —159 by Rex Chapman in 27 games, 1986-87)
(CONFERENCE PLAY ONLY — 105 by Rex Chapman in 18 games, 1986-87)
Most 3-Point Field Goals Made — 68 by Rex Chapman in 29 games, 1986-87
(REGULAR SEASON ONLY — 63 by Rex Chapman in 27 games, 1986-87)
(CONFERENCE PLAY ONLY — 37 by Rex Chapman in 18 games, 1986-87)
Most Free Throws Attempted — 284 by Kenny Walker n 31 games, 1984-85
(REGULAR SEASON ONLY — 259 by Dan Issel in 26 games, (1969-70)
(CONFERENCE PLAY ONLY — 182 by Kenny Walker in 18 games, 1984-85)
Most Free Throws Made — 218 by Kenny Walker in 31 games, 1984-85
(REGULAR SEASON ONLY — 198 by Dan Issel in 26 games, 1969-70)
(CONFERENCE PLAY ONLY — 134 by Dan Issel in 18 games, 1969-70)
(CONSECUTIVE — 40 in 10 games by Jim Master in 1981-82)
Highest Field Goal Pct. — 63.5 by Rick Robey in 32 games, 1977-78)
(REGULAR SEASON ONLY — 63.8 by Charles Hurt in 27 games, 1982-83)
(CONFERENCE PLAY ONLY — 64.7 by Rick Robey in 18 games, 1977-78)
Highest Free Throw Pct. — 91.8 by Larry Steele in 23 games (45-49), 1969-70
(REGULAR SEASON ONLY — 92.2 by Kyle Macy in 30 games, (94-101), 1979-80)
(CONFERENCE PLAY ONLY — 92.0 by Jim Master in 18 games (69-75), 1981-82)
Most Assists — 232 by Roger Harden in 36 games, 1985-86

SINGLE GAME

Most Points — 53 by Dan Issel (Against Mississippi at Oxford, Feb. 7, 1970)
Most Field Goals Attempted — 42 by Bill Spivey (Against Ga. Tech., Feb. 18, 1950. Made 16)
Most Field Goals Made — 23 by Dan Issel (Against Mississippi at Oxford, Feb. 7, 1970)
Consecutive Free Throws Made — 16* by Cliff Hagan (Against Mississippi, Jan. 2, 1952)
Highest Field Goal Percentage (Min. 10 Made) — 1.000 by Kenny Walker (11 of 11) against Western Kentucky (NCAA) Mar. 16, 1986
Highest Free Throw Percentage (Min. 10 Made) — 1.000 by Louie Dampier (13 of 13 against Florida, Jan. 30, 1965, and 14 of 14 against Oregon State, Dec. 22, 1966) 11 other players have 15 — 1.000 performances. (Min. 15 made) .944 (17 of 18) by Cliff Hagan against Mississippi, Jan. 2, 1952)
Most Rebounds — 34* (SEC Non-conference record) by Bob Burrow (Against Temple, (Il) Dec. 10,1955)
(CONFERENCE PLAY ONLY — 30 by Cotton Nash; Against Mississippi (H) Feb. 8, 1964)
Longest Field Goal Made — 63 feet, 7 inches by Cliff Barker (Against Vanderbilt, Feb. 26, 1949 in Alumni Gym). (Other long shots on record include 60-footer by Bo Lanter against Miss. St. in 1981-82; 53 ft. 9 in. by Ralph Beard against Tennessee in 1947-48; 53 ft. 6 in. by Linville Puckett against Miss. State in 1953-54; 48 ft. 2 in. by Red Hagan against Marquette in 1937-38); and 47-footer by Vernon Hatton against Temple on Dec. 7, 1957 which gave UK a dramatic 3 overtime win, 85-83.
Most Assists — 14 by Dirk Minniefield vs. Villanova (H), Dec. 4, 1982 and Dicky Beal vs. Brigham Young (N), Mar. 17, 1984

INDIVIDUAL CAREER RECORDS VARSITY PLAY

Most Points — 2138 by Dan Issel in 83 games, 1968-70
(CONFERENCE PLAY ONLY — 1399 by Dan Issel in 54 games, 1968-70)
Highest Scoring Average — 25.7 by Dan Issel, 1968-70
(CONFERENCE PLAY ONLY 25.9 by Dan Issel in 54 games, 1969-70)
Most Games Played — 139 by Ralph Beard, 1945-49
(CONFERENCE PLAY ONLY — 72 by Kenny Walker, 1985-86)
Most Consecutive Games Started — 120 by Alex Groza, Nov. 28, 1946 to March 26, 1949
(CONFERENCE PLAY ONLY — 54 by Dan Issel and Mike Pratt, 1968-70; Jack Givens, 1975-78)
Most Field Goals Attempted — 1638 by Jack Givens, 1975-78
(CONFERENCE PLAY ONLY — 1059 by Dan Issel, 1968-70)
Most Field Goals Made — 843 by Jack Givens in 123 games, 1975-78
(CONFERENCE PLAY ONLY — 546 by Dan Issel in 54 games, 1968-70)
Highest FG Pct. — 59.3 by Charles Hurt in 124 games, 1980-83
(CONFERENCE PLAY ONLY — 60.8 by Melvin Turpin in 72 games, 1980-84)
Most Free Throws Attempted — 733 By Kenny Walker in 132 games, 1983-86
(CONFERENCE PLAY ONLY — 405 by Dan Issel in 54 games, 1968-70)
Most Free Throws Made — 550 by Kenny Walker in 132 games, 1983-86
(CONFERENCE PLAY ONLY — 307 by Dan Issel in 54 games, 1968-70)
Highest FT Pct. — 89.0 by Kyle Macy in 98 games (331-372), 1978-80
(CONFERENCE PLAY ONLY — 88.2 by Kyle Macy (224-254) in 61 games, 1978-80)
Most Rebounds — 1078 by Dan Issel in 83 games, 1968-70
(No Rebounds kept prior to 1950-51)
(CONFERENCE PLAY ONLY — 685 by Dan Issel in 54 games, 1968-70)
Best Rebound Average — 16.1 by Bob Burrow in 51 games, 1955-56
Most Assists — 646 by Dirk Minniefield in 123 games, 1981-83
Most Personal Fouls — 344 by Mike Phillips, 1975-78 (Four Seasons)
(For 3 Seasons — 294 by Pat Riley, 1965-67)

NCAA TOURNAMENT RECORDS

Most Appearances — 32*** (1942, 1945, 1948, 1949, 1951, 1952, 1955, 1956, 1957, 1958, 1959, 1961, 1962, 1964, 1966, 1968, 19, 1970, 1971, 1972, 1973, 1975, 1977, 1978, 1980, 1981, 1982, 1983, 1984, 1985, 1986, 1987)
Most Games — 82* (All-time NCAA record is 53-29)

MISCELLANEOUS RECORDS

Season Opener Consecutive Wins — 35
(Kentucky lost first opening game since 1926 in defeat by Va. Tech., Dec. 1, 1962)
Consecutive Home Floor Wins — 129*** (Jan. 4, 1943 to Jan. 8, 1955)
(First 84 wins in Alumni Gym, remainder in Memorial Coliseum. Ended by Georgia Tech, 59-58)
(CONFERENCE PLAY ONLY — 70 from Jan. 21, 1939 to Jan. 8, 1955)
(OVERALL SINCE 1943, Kentucky has been defeated on its home floor only 46 times)
(MOST LOSSES AT HOME ONE SEASON — 7 in 1966-67)
Longest Winning Streak — 32 (Dec. 5, 1953 to Jan. 8, 1955)
Consecutive Conference Wins — 51* (Jan. 28, 1950 to Jan. 8, 1955)
(Excludes tournament and non-SEC games)
Consecutive SEC Losses — 4 in 1966-67 and 1973-74 (Lost 3 in row only 13 times, 2 in row only 18 times)
Most SEC Champions — 36***
(12 Titles won in tournament play. Title determined by regular season play since 1951. Tied LSU 1935 and 1954, Miss. State 1962, Tennessee 1972, Alabama 1975, Tennessee 1977, Tennessee 1982)
Consecutive SEC Championships — 9*
(Kentucky held SEC title continuously from 1944 to 1953 when Wildcats were out of competition. The 1952 title represented UK's 6th straight regular season title and 12th win of season race since SEC organized in 1933.)

* Also Southeastern Conference Record
*** Also recognized as National Record

THE RECORDS

ALL-TIME KENTUCKY CAGE RECORDS

Consecutive Winning Seasons — 37 — 1928-29 through 1965-66
Consecutive Non-Losing Seasons — 59 — 1928-29 to present
Attendance Highs —
ONE GAME — 38,471 (UK vs. Georgetown (NCAA) Mar. 31, 1984, Seattle
REGULAR SEASON GAME — 24,203 (UK vs. Indiana (H) Dec. 7, 1987)
HOME GAME — 24,203 (UK vs. Indiana (H) Dec. 7, 1985)
TWO CONSECUTIVE GAMES — 48,196 in 1983 UKIT (24,098 each session)
COMPLETE SEASON — 633,618 in 34 games, 1983-84
HOME SEASON — 407,290 in 18 games, 1985-86
HOME AVERAGE — 23,785 (356,776 in 15 Games) 1982-83
Last Overtime Game — Feb. 11, 1987 (UK 91, Tennessee 84) (H)
(LAST DOUBLE OVERTIME GAME — Jan. 31, 1981 (UK 71, Georgia 68) (A)
(LAST THREE-OVERTIME GAME — Dec. 7, 1957 (UK 85, Temple 83)
Most Overtime Games — Season-Five, 1979 (Won 2, Lost 3)
Overtime All-Time Record — Won 28, Lost 23
Most Players on All-Tournament Team — 5 (1947 All-SEC and 1965 UK Invitational)

HIGHS AND LOWS BY OPPONENTS

(Modern — Since 1930)
Individual — Single Game

Most Points — 64 Pete Maravich (LSU) Feb. 21, 1970 at Baton Rouge
Most Rebounds — 30 Jerry Lucas (Ohio State) March 18, 1961 (NCAA)
Most Field Goals — 23 Pete Maravich (LSU) Feb. 21, 1970 at Baton Rouge
Most Free Throws Made — 17 Pete Maravich (LSU) (22 FTA) Feb. 21, 1970 at Baton Rouge
Most FG Attempted — 53 Pete Maravich (LSU) Feb. 22, 1969
Most FT Attempted — 22 Pete Maravich (LSU) Feb. 21, 1970 at Baton Rouge

TEAM — SINGLE GAME

Most Points — 116 Northwestern (UK 118) Dec. 10, 1966
CONFERENCE ONLY — 110 (Vanderbilt, UK 94, March 4, 1967)
Fewest Points — 6 Arkansas State (Kentucky 75) Jan. 8, 1945
(ALL-TIME RECORD — 5 Tennessee 1910, Centre 1916, Ky. Wesleyan 1919)
Biggest Victory Margin — 39 CCNY 89, Kentucky 50 in NIT, Mar. 14, 1950
(ALL-TIME RECORD) — 70 Centre 87, Kentucky 17 in 1910)
Smallest Victory Margin — (34 One-Point Losses since 1930. All-Time, 38 losses) Last (Duke 55, UK 54 (H) (NCAA) Mar. 13, 1980)
Most Rebounds — 81 Notre Dame, Dec. 29, 1964
(Rebounds not recorded prior to 1951)
Most Field Goals — 51 Notre Dame (109 Attempts) Dec. 29, 1964
ALL TIME RECORD — Same
Fewest Field Goals — 2*** Arkansas State Jan. 8, 1945
Most FG Attempted — 109 Notre Dame (Made 51) Dec. 29, 1964
(Field Goal Attempts Not Recorded Prior to 1947)
Most FT Attempted — 53 Tennessee (Made 33) Mar. 3, 1956
(ALL-TIME RECORD — Same)
Fewest Free Throws Missed — 0 LSU (made 10), Mar 7, 1986. Georgia Tech (Made 5) Jan. 21, 1946, Georgia (Made 6)
Feb. 19, 1973, and East Tenn. St. (Made 2) Dec. 21, 1984
Best FT Shooting Percentage — (Minimum 15 FTA) 91.7 (22 of 24) by Notre Dame (N), Jan. 14, 1939, 91.7 (33 of 36) by North Carolina (NCAA), Mar. 19, 1977
Best FG Shooting Pct. — 69.2 by Miss. State, Feb. 12, 1962, at Lexington
(FIRST HALF — 75 by Georgia (H) Jan. 11, 1971 and Mississippi (H) Jan. 12, 1981)
(SECOND HALF — 87.5*** by Miss. State (H) Feb. 12, 1962)
Lowest FG Shooting Percentage — 24.1 Notre Dame, Feb 14, 1959
(Shooting Percentages Not Recorded Prior to 1947)
Most Personal Fouls — 43 LaSalle, Dec. 2, 1978

ALL-TIME LEADING SCORERS VARSITY CAREER (The 1,000 Point Club)

Player — Pos.	Years	Points	Games	Average
1. Dan Issel (C) 3	(1968-70)	2,138	83	25.7
2. Kenny Walker (F). 4	(1983-86)	2,080	132	15.8
3. Jack Givens (F) 4	(1975-78)	2,038	123	16.6
4. Kevin Grevey (F) 3	(1973-75)	1,801	84	21.4
5. Cotton Nash (C-F) 3	(1962-64)	1,770	•78	22.69
6. Alex Groza (C). 4	(1945-47,49)	1,744	120	14.4
7. Louie Dampier (G). 3	(1965-67)	1,575	80	19.7
8. Mike Casey (G) 3	(1968-69-71)	1,535	82	18.7
9. Ralph Beard (G) 4	(1946-49)	1,517	139	10.8
10. Melvin Turpin (C) 4	(1981-84)	1,509	123	12.3
11. Cliff Hagan (C). 3	(1951-52,54)	1,475	77	19.2
12. Pat Riley (F). 3	(1965-67)	1,464	80	18.3
13. Johnny Cox (F) 3	(1957-59)	1,461	84	17.3
14. Kyle Macy (G) 3	(1978-80)	1,411	98	14.4
15. Rick Robey (F-C). 4	(1975-78)	1,395	105	13.3
16. Mike Phillips (C) 4	(1975-78)	1,367	120	11.4
17. Mike Pratt (F). 3	(1968-70)	1,359	81	16.8
18. Frank Ramsey (G). 3	(1951-52,54)	1,344	91	14.7
19. Jim Andrews (C) 3	(1971-73)	1,320	80	16.5
20. Sam Bowie (C-F). 3	(1980-81-84)	1,285	86	14.7
21. Jim Master (G). 4	(1981-84)	1,283	121	10.6
22. Tom Parker (F). 3	(1970-72)	1,238	80	15.5
23. Bill Spivey (C) 2	(1950-51)	1,231	63	19.2
24. Derrick Hord (F). 4	(1979-83)	1,220	124	9.3
25. Vernon Hatton (G) 3	(1956-58)	1,154	76	15.1
26. Wallace Jones (F) 4	(1946-49)	1,151	*98	-
27. Ed Davender (G) 3	(1985-87)	1,120	96	11.7
28. Bill Lickert (F-G) 3	(1959-61)	1,076	73	14.7
29. Dirk Minniefield (G) 4	(1979-83)	1,069	123	8.7
30. Jim Line (F) 4	(1947-50)	1,041	*100	-
31. Bob Burrow (C) 2	(1955-56)	1,023	51	20.0
32. Jimmy Dan Conner (F-G) 3	(1973-75)	1,009	85	11.9
33. Bobby Watson (G). 3	(1950-52)	1,001	96	10.4

* No record for number of games played in 1947.
• Achieved membership in club earliest of any Wildcat, hitting 1,000th point in the 19th game of junior year.
¢ Kentucky career totals only. Junior College of 2,191 points not included


DAN ISSEL


KEVIN GREVEY


JACK GIVENS


KENNY WALKER

THE RECORDS

ALL-TIME KENTUCKY CAGE RECORDS

FREE THROW PERCENTAGE LEADERS

(Minimum 2 FTA per team game)

1950-51	Shelby Linville	.75.7
1951-52	Cliff Hagan	.69.7
1953-54	Bill Evans	.77.8
1954-55	Bill Evans	.74.3
1955-56	Vernon Hatton	.66.7
	Bob Burrow	.66.7
1956-57	Johnny Cox	.76.6
1957-58	Don Mills	.82.7
1958-59	Vernon Hatton	.77.7
1959-60	Bennie Coffman	.88.1
1960-61	Larry Pursiful	.83.8
1961-62	Larry Pursiful	.81.6
1962-63	Scotty Baesler	.85.5
1963-64	Terry Mobley	.76.7
1964-65	Louie Dampier	.84.0
1965-66	Tommy Kron	.85.1
1966-67	Louie Dampier	.83.1
1967-68	Mike Casey	.82.3
1968-69	Dan Issel	.75.9
1969-70	Dan Issel	.76.4
1970-71	Kent Hollenbeck	.88.2
1971-72	Ronnie Lyons	.87.5
1972-73	Mike Flynn	.73.3
1973-74	Kevin Grevey	.83.0
1974-75	Rick Robey	.81.0
1975-76	Jack Givens	.82.9
1976-77	Jack Givens	.83.2
1977-78	Kyle Macy	.89.2
1978-79	Kyle Macy	.86.8
1979-80	Kyle Macy	.91.2
1980-81	Dirk Minniefield	.87.3
1981-82	Jim Master	.89.6
1982-83	Derrick Hord	.82.3
1983-84	Jim Master	.81.1
1984-85	Kenny Walker	.76.8
1985-86	Ed Davender	.79.4
1986-87	Ed Davender	.73.8

FIELD GOAL PERCENTAGE LEADERS

(Minimum 5 FGA per team game)

1950-51	Bill Spivey	.39.9
1951-52	Cliff Hagan	.41.7
1953-54	Cliff Hagan	.45.5
1954-55	Bob Burrow	.41.9
1955-56	Vernon Hatton	.49.4
1956-57	Vernon Hatton	.43.9
1957-58	Vernon Hatton	.41.9
1958-59	Bennie Coffman	.50.9
1959-60	Bill Lickert	.40.1
1960-61	Bill Lickert	.42.0
1961-62	Larry Pursiful	.51.0
1962-63	Don Rolfes	.50.7
1963-64	Larry Conley	.49.3
1964-65	Louie Dampier	.51.2
1965-66	Louie Dampier	.51.6
1966-67	Cliff Berger	.55.6
1967-68	Mike Casey	.48.9
1968-69	Mike Pratt	.53.9
1969-70	Dan Issel	.55.3
1970-71	Kent Hollenbeck	.53.3
1971-72	Jim Andrews	.57.7
1972-73	Jim Andrews	.56.0
1973-74	Bob Guyette	.55.7
1974-75	Rick Robey	.54.4
1975-76	Mike Phillips	.54.2
1976-77	Rick Robey	.57.3
1977-78	Rick Robey	.63.5
1978-79	LaVon Williams	.54.3
1979-80	Sam Bowie	.53.1
1980-81	Dirk Minniefield	.55.4
1981-82	Melvin Turpin	.58.2
1982-83	Charles Hurt	.63.0
1983-84	Melvin Turpin	.59.3
1984-85	Kenny Walker	.55.9
1985-86	Kenny Walker	.58.2
1986-87	Rob Lock	.56.5

REBOUNDING LEADERS

1950-51	Bill Spivey	.567-17.2
1951-52	Cliff Hagan	.528-16.5
1953-54	Cliff Hagan	.338-13.5
1954-55	Bob Burrow	.459-17.7
1955-56	Bob Burrow	.364-14.6
1956-57	Ed Beck	.380-14.0
1957-58	Johnny Cox	.365-12.6
1958-59	Johnny Cox	.329-12.2
1959-60	Don Mills	.323-12.9
1960-61	Roger Newman	.265-9.5
1961-62	Cotton Nash	.345-13.2
1962-63	Cotton Nash	.300-12.0
1963-64	Cotton Nash	.317-11.7
1964-65	John Adams	.214-8.6
1965-66	Pat Riley	.259-8.9
1966-67	Thad Jaracz	.215-8.3
1967-68	Dan Issel	.328-12.1
1968-69	Dan Issel	.381-13.6
1969-70	Dan Issel	.369-13.2
1970-71	Tom Payne	.283-10.1
1971-72	Jim Andrews	.315-11.3
1972-73	Jim Andrews	.348-12.4
1973-74	Bob Guyette	.205-7.9
1974-75	Rick Robey	.214-6.9
1975-76	Mike Phillips	.295-9.8
1976-77	Rick Robey	.273-9.1
1977-78	Rick Robey	.261-8.2
1978-79	LaVon Williams	.213-6.9
1979-80	Sam Bowie	.276-8.1
1980-81	Sam Bowie	.254-9.1
1981-82	Melvin Turpin	.212-7.1
1982-83	Melvin Turpin	.195-6.3
1983-84	Sam Bowie	.313-9.2
1984-85	Kenny Walker	.315-10.2
1985-86	Kenny Walker	.276-7.7
1986-87	Richard Madison	.216-7.4

SCORING LEADERS

1945-46	Jack Parkinson	.339-11.3
1946-47	Alex Groza	.393-10.6
1947-48	Ralph Beard	.476-12.52
	(Alex Groza)	.(488-12.51)
1948-49	Alex Groza	.698-20.5
1949-50	Bill Spivey	.578-19.3
1950-51	Bill Spivey	.635-19.2
1951-52	Cliff Hagan	.692-21.6
1953-54	Cliff Hagan	.600-24.0
1954-55	Bob Burrow	.495-19.0
1955-56	Bob Burrow	.528-21.1
1956-57	Johnny Cox	.544-19.4
1957-58	Vernon Hatton	.496-17.1
1958-59	Johnny Cox	.485-17.9
1959-60	Bill Lickert	.288-14.4
1960-61	Bill Lickert	.450-16.0
1961-62	Cotton Nash	.608-23.4
1962-63	Cotton Nash	.514-20.6
1963-64	Cotton Nash	.648-24.0
1964-65	Louie Dampier	.426-17.0
1965-66	Pat Riley	.637-21.9
1966-67	Louie Dampier	.537-20.6
1967-68	Mike Casey	.541-20.1
1968-69	Dan Issel	.746-26.6
1969-70	Dan Issel	.948-33.9
1970-71	Tom Parker	.492-17.6
1971-72	Jim Andrews	.602-21.5
1972-73	Jim Andrews	.562-20.1
1973-74	Kevin Grevey	.547-21.9
1974-75	Kevin Grevey	.730-23.6
1975-76	Jack Givens	.602-20.1
1976-77	Jack Givens	.566-18.9
1977-78	Jack Givens	.578-18.1
1978-79	Kyle Macy	.470-15.2
1979-80	Kyle Macy	.540-15.4
1980-81	Sam Bowie	.488-17.4
1981-82	Derrick Hord	.490-16.3
1982-83	Melvin Turpin	.468-15.1
1983-84	Melvin Turpin	.518-15.2
1984-85	Kenny Walker	.710-22.9
1985-86	Kenny Walker	.721-20.0
1986-87	Rex Chapman*	.464-16.0

*-1st Freshmen to lead UK in scoring

THE RECORDS

WILDCAT STATISTICAL LEADERS

Note: Years indicated are the second half of a school year. For example, if year listed is 1970, that refers to the 1969-70 season.

POINTS SCORED

Game: 53 - Dan Issel, UK vs. Ole Miss 1970
51 - Cliff Hagan, UK vs. Temple 1954
51 - Dan Issel, UK vs. LSU 1970
50 - Bob Burrow, UK vs. LSU 1956
47 - Dan Issel, UK vs. Alabama 1970
42 - Cliff Hagan, UK vs. Tennessee 1952
42 - Louie Dampier, UK vs. Vanderbilt 1966
42 - Dan Issel, UK vs. Auburn 1970
42 - Melvin Turpin, UK vs. Tennessee 1983
42 - Melvin Turpin, UK vs. Georgia (SEC) 1984
41 - Dan Issel, UK vs. North Carolina 1970
41 - Jack Givens, UK vs. Duke 1978
40 - Louie Dampier, UK vs. Illinois 1967
40 - Dan Issel, UK vs. Georgia 1970
40 - Dan Issel, UK vs. Navy 1970
40 - Kevin Grevey, UK vs. Georgia 1973
40 - Bill Spivey, UK vs. Georgia Tech 1950
40 - Bill Spivey, UK vs. Xavier 1951
40 - Bob Burrow, UK vs. St. Louis 1956

Season: 948 - Dan Issel 1970
746 - Dan Issel 1969
730 - Kevin Grevey 1975
721 - Kenny Walker 1986
710 - Kenny Walker 1985
698 - Alex Groza 1949
692 - Cliff Hagan 1952
648 - Cotton Nash 1964
635 - Bill Spivey 1951
608 - Cotton Nash 1962

Career: 2,138 - Dan Issel 1968-70
2,080 - Kenny Walker 1983-86
2,038 - Jack Givens 1975-78
1,801 - Kevin Grevey 1973-75
1,770 - Cotton Nash 1962-64
1,744 - Alex Groza 1945-47,49
1,575 - Louie Dampier 1965-67
1,535 - Mike Casey 1968-70
1,517 - Ralph Beard 1946-49
1,509 - Melvin Turpin 1981-84

POINTS PER GAME

Season: 33.9 - Dan Issel (948 in 28 games) 1970
26.6 - Dan Issel (746 in 28 games) 1969
24.0 - Cliff Hagan (600 in 25 games) 1954
24.0 - Cotton Nash (648 in 27 games) 1964
23.6 - Kevin Grevey (730 in 31 games) 1975
23.4 - Cotton Nash (608 in 26 games) 1962
22.9 - Kenny Walker (710 in 31 games) 1985
21.9 - Pat Riley (637 in 29 games) 1966
21.9 - Kevin Grevey (547 in 25 games) 1974
21.6 - Cliff Hagan (692 in 32 games) 1952

Career: 25.8 - Dan Issel (2,138 in 83 games) 1968-70
22.7 - Cotton Nash (1,770 in 78 games) 1962-64
21.4 - Kevin Grevey (1,801 in 84 games) 1973-75
20.1 - Bob Burrow (1,023 in 51 games) 1955-56
19.7 - Louie Dampier (1,575 in 80 games) 1965-67
19.3 - Bill Spivey (1,213 in 63 games) 1950-51
19.2 - Cliff Hagan (1,475 in 77 games) 1951-52,54
18.7 - Mike Casey (1,535 in 82 games) 1968-70
18.3 - Pat Riley (1,464 in 80 games) 1965-67
17.3 - Johnny Cox (1,461 in 84 games) 1957-59

FIELD GOALS MADE

Season: 369 - Dan Issel (667 atts.) 1970
303 - Kevin Grevey (592 atts.) 1975
285 - Dan Issel (534 atts.) 1969
265 - Pat Riley (514 atts.) 1966
264 - Cliff Hagan (633 atts.) 1952
260 - Kenny Walker (447 atts.) 1986
259 - Alex Groza (612 atts.) 1949
252 - Bill Spivey (632 atts.) 1951
248 - Cotton Nash (588 atts.) 1964
246 - Kenny Walker (440 atts.) 1985

Career: 843 - Jack Givens (1,638 atts.) 1975-78
825 - Dan Issel (1,591 atts.) 1968-70
771 - Kevin Grevey (1,490 atts.) 1973-75
765 - Kenny Walker (1,339 atts.) 1983-86
647 - Mike Casey (1,341 atts.) 1968-69,71
645 - Cotton Nash (1,548 atts.) 1962-64
639 - Louie Dampier (1,259 atts.) 1965-67
626 - Melvin Turpin (1,059 atts.) 1981-84
605 - Alex Groza (1,514 atts.) 1947-49
590 - Pat Riley (1,257 atts.) 1965-67

FIELD GOALS ATTEMPTED

Season: 667 - Dan Issel (made 369) 1970
633 - Cliff Hagan (made 264) 1952
632 - Bill Spivey (made 252) 1951
619 - Bill Spivey (made 225) 1950
612 - Alex Groza (made 259) 1949
592 - Kevin Grevey (made 303) 1975
588 - Cotton Nash (made 248) 1964
536 - Ralph Beard (made 194) 1948
534 - Dan Issel (made 285) 1969
530 - Alex Groza (made 200) 1948

Career: 1,638 - Jack Givens (made 843) 1975-78
1,591 - Dan Issel (made 825) 1968-70
1,548 - Cotton Nash (made 645) 1962-64
1,514 - Alex Groza (made 605) 1947-49
1,490 - Kevin Grevey (made 771) 1973-75
1,486 - Ralph Beard (made 495) 1946-49
1,425 - Johnny Cox (made 564) 1957-59
1,341 - Mike Casey (made 647) 1968-69,71
1,339 - Kenny Walker (made 765) 1983-86
1,335 - Cliff Hagan (made 567) 1951-52,54

FIELD GOAL PERCENTAGE

Season: 63.5 - Rick Robey (167-363) 1978
63.0 - Charles Hurt (102-162) 1983
59.3 - Melvin Turpin (224-378) 1984
58.2 - Melvin Turpin (160-275) 1982
58.2 - Kenny Walker (260-447) 1986
57.7 - Jim Andrews (236-409) 1972
57.3 - Rick Robey (158-276) 1977
56.0 - Jim Andrews (243-434) 1973
55.9 - Kenny Walker (246-440) 1985
55.7 - Bob Guyette (138-248) 1974

Career: 59.3 - Charles Hurt (303-511) 1980-83
59.1 - Melvin Turpin (626-1059) 1981-84
58.1 - Rick Robey (533-917) 1975-78
57.1 - Kenny Walker (765-1339) 1983-86
56.3 - Jim Andrews (543-965) 1971-73
54.9 - Mike Phillips (576-1050) 1975-78
52.4 - Dirk Minniefield (422-805) 1980-83
52.2 - Sam Bowie (483-925) 1980-81,84
52.1 - Kyle Macy (540-1037) 1978-80
51.9 - Dan Issel (825-1591) 1968-70

FREE THROWS MADE

Season: 218 - Kenny Walker (284 atts.) 1985
210 - Dan Issel (275 atts.) 1970
201 - Kenny Walker (263 atts.) 1986
180 - Alex Groza (248 atts.) 1949

THE RECORDS

ALL-TIME STATISTICAL LEADERS

176 - Dan Issel (232 atts.) 1969
166 - Cotton Nash (218 atts.) 1962
164 - Cliff Hagan (235 atts.) 1952
162 - Cotton Nash (236 atts.) 1963
152 - Cotton Nash (198 atts.) 1964
Career: 550 - Kenny Walker (733 atts.) 1983-86
488 - Dan Issel (661 atts.) 1968-70
480 - Cotton Nash (652 atts.) 1962-64
369 - Alex Groza (548 atts.) 1947-49
352 - Jack Givens (441 atts.) 1975-78
346 - Frank Ramsey (518 atts.) 1951-52,54
341 - Cliff Hagan (487 atts.) 1951-52,54
333 - Johnny Cox (441 atts.) 1957-59
331 - Kyle Macy (372 atts.) 1978-80
329 - Rick Robey (455 atts.) 1975-78

FREE THROW ATTEMPTS

Season: 284 - Kenny Walker (made 218) 1985
275 - Dan Issel (made 210) 1970
263 - Kenny Walker (made 201) 1986
248 - Alex Groza (made 180) 1949
236 - Cotton Nash (made 162) 1963
235 - Cliff Hagan (made 164) 1952
232 - Dan Issel (made 176) 1969
218 - Cotton Nash (made 166) 1962
214 - Frank Ramsey (made 139) 1952
211 - Bill Spivey (made 131) 1951
Career: 733 - Kenny Walker (made 550) 1983-86
661 - Dan Issel (made 488) 1968-70
652 - Cotton Nash (made 480) 1962-64
548 - Alex Groza (made 369) 1947-49
518 - Frank Ramsey (made 346) 1951-52,54
487 - Cliff Hagan (made 341) 1951-52,54
455 - Rick Robey (made 329) 1975-78
441 - Jack Givens (made 352) 1975-78
441 - Johnny Cox (made 333) 1957-59
434 - Sam Bowie (made 319) 1980-81,84

FREE THROW PERCENTAGE

Season: *91.2 - Kyle Macy (104-114) 1980
89.6 - Jim Master (95-106) 1982
89.2 - Kyle Macy (115-129) 1978
88.2 - Kent Hollenbeck (82-93) 1971
88.1 - Bennie Coffman (67-76) 1960
87.5 - Ronnie Lyons (70-80) 1972
87.3 - Dirk Minniefield (55-63) 1981
86.8 - Kyle Macy (112-129) 1979
85.5 - Scotty Baesler (59-69) 1963
85.1 - Tommy Kron (57-67) 1966
Career: (min. 200 atts.)
*89.0 - Kyle Macy (331-372) 1978-80
84.9 - Jim Master (259-305) 1981-84
83.4 - Louie Dampier (297-356) 1965-67
80.0 - Tom Parker (180-225) 1970-72
79.8 - Jack Givens (352-441) 1975-78
78.5 - Mike Casey (241-307) 1968-69,71
77.8 - Kevin Grevey (259-333) 1973-75
77.3 - Dirk Minniefield (225-291) 1980-83
75.8 - Derrick Hord (270-356) 1980-83
75.8 - Don Mills (210-277) 1957-59

REBOUNDS (kept since 1950-51 season)

Season: *567 - Bill Spivey 1951
528 - Cliff Hagan 1952
459 - Bob Burrow 1955
381 - Dan Issel 1969
380 - Ed Beck 1957
369 - Dan Issel 1970
365 - Johnny Cox 1958
364 - Bob Burrow 1956
348 - Jim Andrews 1973
345 - Cotton Nash 1962
Career: 1,078 - Dan Issel 1968-70
1,038 - Frank Ramsey 1951-52,54
1,035 - Cliff Hagan 1951-52,54
1,004 - Johnny Cox 1957-59
962 - Cotton Nash 1962-64
942 - Kenny Walker 1983-86
843 - Sam Bowie 1980-81,84
823 - Bob Burrow 1955-56
793 - Jack Givens 1975-78
783 - Jim Andrews 1971-73
783 - Ed Beck 1956-58

*-Southeastern Conference Record

REBOUNDS PER GAME

Season: 17.7 - Bob Burrow (459 in 26 games) 1955
17.2 - Bill Spivey (567 in 33 games) 1951
16.5 - Cliff Hagan (528 in 32 games) 1952
14.6 - Bob Burrow (364 in 25 games) 1956
14.0 - Ed Beck (380 in 27 games) 1957
13.6 - Dan Issel (381 in 28 games) 1969
13.5 - Cliff Hagan (338 in 25 games) 1954
13.2 - Cotton Nash (345 in 26 games) 1962
13.2 - Dan Issel (369 in 28 games) 1970
12.9 - Don Mills (323 in 25 games) 1960
Career: 16.1 - Bob Burrow (822 in 51 games) 1955-56
13.4 - Cliff Hagan (1035 in 77 games) 1951-52,54
12.9 - Dan Issel (1072 in 83 games) 1968-70
12.3 - Cotton Nash (962 in 78 games) 1962-64
12.0 - Johnny Cox (1004 in 84 games) 1957-59
11.4 - Frank Ramsey (1038 in 91 games) 1951-52,54
10.3 - Don Mills (669 in 65 games) 1957-59
10.0 - Ed Beck (783 in 78 games) 1956-58
9.8 - Jim Andrews (783 in 80 games) 1971-73
8.9 - Mike Pratt (718 in 81 games) 1968-70

ASSISTS (kept since 1961-62 season)

Season: 232 - Roger Harden 1986
188 - Dirk Minniefield 1982
181 - Dirk Minniefield 1983
178 - Kyle Macy 1978
163 - Kyle Macy 1980
151 - Dirk Minniefield 1981
143 - Larry Johnson 1977
142 - Roger Harden 1985
133 - Dicky Beal 1984
129 - Kyle Macy 1979
129 - Mike Casey 1969
Career: 646 - Dirk Minniefield 1980-83
498 - Roger Harden 1983-86
470 - Kyle Macy 1978-80
319 - Larry Johnson 1974-77
301 - Dicky Beal 1981-84
270 - Jack Givens 1975-78
264 - Jimmy Dan Conner 1973-75
264 - Jim Master 1981-84
260 - Mike Casey 1968-69,71

TEAM RECORDS

POINTS

Game: *143 - UK vs. Georgia (143-66) 1956
126 - UK vs. So. Carolina (126-81) 1980
121 - UK vs. LSU (121-95) 1968
121 - UK vs. LSU (121-105) 1970
121 - UK vs. Ole Miss (121-86) 1971
121 - UK vs. W. Texas St. (121-67) 1979
Game (Both Teams):
234 - UK vs. Northwestern (118-116) 1966

THE RECORDS

ALL-TIME STATISTICAL LEADERS

226 - UK vs. LSU (121-105).....1970
216 - UK vs. LSU (121-95).....1968
216 - UK vs. Michigan (112-104)...1969
215 - UK vs. Northwestern (115-100)1971

MARGIN OF VICTORY

Game: 77 - UK vs. Georgia (143-66).....1956
72 - UK vs. Wabash (92-24).....1947
72 - UK vs. Western Ontario (90-18)1950
69 - UK vs. Oglethorpe (81-12)....1934
69 - UK vs. Arkansas State (75-6)..1945
69 - UK vs. Vanderbilt (98-29).....1947
66 - UK vs. Auburn (84-18).....1947

POINTS PER GAME

Season: *96.8 - 2,709 in 28 games.....1970
95.4 - 2,670 in 28 games.....1971
92.2 - 2,858 in 31 games.....1975
90.8 - 2,542 in 28 games.....1969
88.9 - 2,400 in 27 games.....1968

FIELD GOALS MADE

Season: *1,197 - (2,412 attempts).....1975
1,099 - (2,205 attempts).....1970
1,082 - (3,456 attempts).....1948
1,077 - (2,129 attempts).....1971
1,043 - (2,829 attempts).....1952
1,040 - (1,922 attempts).....1978
1,038 - (2,022 attempts).....1980
1,030 - (2,003 attempts).....1986
1,029 - (3,013 attempts).....1951
1,018 - (3,232 attempts).....1947
1,017 - (2,079 attempts).....1966

FIELD GOALS ATTEMPTED

Season: *3,465 - (made 1,082).....1948
3,232 - (made 1,018).....1947
3,013 - (made 1,029).....1951
2,829 - (made 1,043).....1952
2,756 - (made 903).....1949
2,412 - (made 1197).....1975

FIELD GOAL PERCENTAGE

Season: *55.6 - (869 of 1,564).....1983
54.1 - (1,040 of 1,922).....1978
51.5 - (900 of 1,749).....1984
51.4 - (1,030 of 2,003).....1986
51.3 - (1,038 of 2,022).....1980
51.1 - (827 of 1,618).....1983

FREE THROWS MADE

Season: 666 - (858 attempts).....1979
613 - (808 attempts).....1978
609 - (802 attempts).....1980
606 - (841 attempts).....1986
579 - (829 attempts).....1957

FREE THROWS ATTEMPTED

Season: 865 - (made 605).....1952
858 - (made 666).....1979
841 - (made 606).....1986
841 - (made 526).....1948
829 - (made 579).....1957

FREE THROW PERCENTAGE

Game (min. 10 made):
*100.0 - UK vs. Miss. State (19-19).1983
*100.0 - UK vs. Alabama (11-11)..1934
*100.0 - UK vs. Vanderbilt (11-11)..1974
95.5 - UK vs. Georgia (21-22).....1973
95.2 - UK vs. Georgia (20-21).....1979
Season: 77.6 - (666 of 858).....1979
76.7 - (429 of 559).....1967
76.6 - (517 of 675).....1965
75.9 - (613 of 808).....1978
75.9 - (609 of 802).....1980

REBOUNDS

Season: *2,109.....1951
1,817.....1952
1,680.....1955
1,615.....1954
1,562.....1958
1,442.....1975
1,390.....1970
1,374.....1969
1,368.....1966

REBOUNDS PER GAME

Season: *64.6 - (1,615 in 25 games).....1954
64.6 - (1,680 in 26 games).....1955
62.0 - (2,109 in 34 games).....1951
57.7 - (1,502 in 26 games).....1956
56.8 - (1,817 in 32 games).....1952

GAMES PLAYED

Season: *39 - (36-3).....1948
37 - (34-3).....1947
36 - (32-4).....1986
35 - (29-6).....1980
34 - (32-2).....1949
34 - (32-2).....1951
34 - (29-5).....1984

TOTAL WINS

Season: *36 - (lost 3).....1948
34 - (lost 3).....1947
32 - (lost 2).....1949
32 - (lost 2).....1951
32 - (lost 4).....1986
30 - (lost 2).....1978
29 - (lost 6).....1980
29 - (lost 5).....1984
27 - (lost 2).....1966
26 - (lost 2).....1970
26 - (lost 5).....1975
26 - (lost 4).....1977

TOTAL LOSSES

Season: 13 - (12-13).....1927
13 - (13-13).....1967
13 - (13-13).....1974
13 - (18-13).....1985
12 - (19-12).....1979

CONFERENCE WINS

Season: *17 - (lost 1).....1986
*17 - (lost 1).....1970
16 - (lost 2).....1969
16 - (lost 2).....1971
16 - (lost 2).....1977
16 - (lost 2).....1978

CONFERENCE LOSSES

Season: 10 - (8-10).....1967
9 - (9-9).....1974
8 - (10-8).....1979
8 - (10-8).....1987
7 - (11-7).....1976
7 - (11-7).....1985

CONSECUTIVE WINS

*32.....1954-55
26.....1945-47
25.....1965-66
24.....1933-34
23.....1951-52
21.....1950-51

CONSECUTIVE CONFERENCE WINS

*51.....1950-54
43.....1946-50
32.....1933-36

*-Southeastern Conferance Record

THE RECORDS

UKIT INFORMATION

UKIT PARTICIPANTS THROUGH THE YEARS

(Listed Alphabetically)

Team	Record	Titles	Years Played
Air Force	Won 0, Lost 2		1965
Alabama-Birmingham	Won 1, Lost 1		1980
Alaska	Won 0, Lost 2		1980
Arizona State	Won 1, Lost 1		1975
Army	Won 1, Lost 1		1968
Bowling Green	Won 0, Lost 2		1976
Boston Univ.	Won 1, Lost 1		1986
Bradley	Won 0, Lost 2		1968
Brigham Young	Won 1, Lost 1		1983
California	Won 2, Lost 6		1960,'65,'71,'79
Cincinnati	Won 2, Lost 2		1967,'84
Colorado	Won 1, Lost 1		1972
Dartmouth	Won 0, Lost 2		1973
Dayton	Won 4, Lost 6	'55	1955-56,'64,'67,'69
DePaul	Won 0, Lost 2		1970
Duke	Won 1, Lost 3		1953,'69
Duquense	Won 0, Lost 2		1982
East Carolina	Won 0, Lost 2		1985
East Tennessee	Won 0, Lost 2		1984
Georgia Tech	Won 0, Lost 2		1975
Idaho State	Won 1, Lost 2		1980
Illinois	Won 5, Lost 3	'64,'78	1956,'60,'64,'78
Indiana	Won 1, Lost 1		1965
Iona	Won 0, Lost 2		1986
Iowa	Won 0, Lost 2		1962
Jacksonville	Won 1, Lost 1		1981
James Madison	Won 1, Lost 1		1984
Kansas State	Won 3, Lost 3		1961,'66,'70
KENTUCKY	**Won 60, Lost 8**	**(26)**	**(Every)**
LaSalle	Won 2, Lost 2		1953,'54
Michigan	Won 1, Lost 2		1968
Minnesota	Won 1, Lost 3		1955,'57
Missouri	Won 1, Lost 1		1971
Navy	Won 0, Lost 2		1970
Nebraska	Won 0, Lost 2		1972
North Carolina	Won 1, Lost 3		1957,'59
Ohio State	Won 1, Lost 3		1958,'73
Oklahoma State	Won 2, Lost 2		1958,'74
Oregon	Won 1, Lost 1		1972
Oregon State	Won 3, Lost 3		1962,'66,'75
Penn State	Won 0, Lost 2		1966
Pepperdine	Won 1, Lost 1		1985
Princeton	Won 2, Lost 2		1963,'71
Portland State	Won 1, Lost 2		1977
Purdue	Won 3, Lost 1	'70	1970,'79
Tulane	Won 1, Lost 1		1982
St. John's	Won 1, Lost 1		1977
St. Louis	Won 3, Lost 1	'60	1959,'60
Seattle	Won 0, Lost 2		1977
Seton Hall	Won 1, Lost 1		1981
South Indiana	Won 1, Lost 1		1967
Southern Methodist	Won 3, Lost 3		1956,'79,'85
Stanford	Won 1, Lost 1		1973
Syracuse	Won 0, Lost 3		1978
Tennessee	Won 1, Lost 1		1961
Texas A&M	Won 2, Lost 2		1978, '86
Rutgers	Won 1, Lost 1		1982
UCLA	Won 1, Lost 1		1953
Utah	Won 2, Lost 4	'75	1954,'55,'76
Utah State	Won 0, Lost 2		1981
Villanova	Won 1, Lost 1		1974
Virginia Commonwealth	Won 1, Lost 1		1983
Wake Forest	Won 1, Lost 1		1963
Washington State	Won 0, Lost 2		1974
West Virginia	Won 7, Lost 5	'57,'59	1957-8-9,'62,'64,'76
Wisconsin	Won 0, Lost 2		1963
Wyoming	Won 0, Lost 2		1983
Xavier	Won 0, Lost 2		1961

U.K.I.T. TEAM SINGLE GAME RECORDS

Most Points Scored (Kentucky 114 vs. Portland State — 1st Round, 1977) 114

Most Points Both Teams (Kentucky 112 vs. Michigan 104 — 1st Round, 1968) 216

Fewest Points Scored (Southern California vs. LaSalle — 1st Round, 1954) 38

Fewest Points Scored, Both Teams (LaSalle vs. Southern California — 1st Round, 1954 87

Most Field Goals Attempted (Kentucky vs. DePaul — 1st Round, 1958) 100

Most Field Goals Made Kentucky vs. DePaul — 1st Round, 1970 and vs. Portland State — 1st Round 1977 46

Most Free Throws Attempted (St. Louis vs. West Virginia — 1st Round, 1959) 47

Most Free Throws Attempted, Both Teams (Kentucky 43 and Illinois 37 — 1st Round, 1960) 80

Most Free Throws Made (St. Louis vs. West Virginia — 1st Round, 1959) 38

Most Rebounds (Kentucky 44 vs. Cincinnati 35 — Championship Game, 1984) 79

Fewest Personal Fouls (Kentucky vs. SMU 1956) 7

Most Personal Fouls (Kentucky vs. Washington State — 1st Round, 1974) 34

Most Personal Fouls, Both Teams (Kentucky 29 vs. Syracuse 33 — Third Place Game, 1978) 62

Biggest Margin of Victory (Kentucky 91, Indiana 56 — Championship Game, 1965) 36

Smallest Margin of Victory (West Virginia 87 vs. St. Louis 86 — 1st Round, 1959 (Tied by St. Louis 54 vs. California 53 (1OT) — 1st Round, 1960, Cincinnati 71 vs. Dayton 70 3rd Place, 1967, Kentucky 61 vs. Purdue 60, Championship 1979, Championship, 1973, Kentucky 78, Stanford 77)1

Overtime Victories (St. Louis twice in 1960 - St. Louis 54 vs. California 43 (1OT), St. Louis vs. Kentucky 72 (1OT), Pepperdine 75 vs. SMU 68 (1OT), 1985)

Best Shooting Percentage (Game) (West Virginia vs. Bowling Green — 2nd Round, 1976) (34 of 50) 68.0

HIGH POINT PERFORMERS

(Two Games)

1986	Rex Chapman (Kentucky)	.42	
1985	Terry Williams (SMU)	.44	
1984	Wes Stallings (East Tennessee)	.38	
1983	Deven Durrant (Brigham Young)	.56	
1982	Paul Thompson (Tulane)	.51	
1981	Dan Callandrillo (Seton Hall)	.51	
	Mike Hackett (Jacksonville)	.51	
1980	Byron Williams (Idaho State)	.38	
1979	Billy Allen (SMU)	.45	
1978	Dale Schackleford (Syracuse)	.40	
1977	Freeman Williams (Portland State)	.76	
1976	Jeff Judkins (Utah)	.53	
1975	Don Smith (Oregon State)	.40	
	Rick Taylor (Arizona St.)	.40	
1974	Ronnie Daniel (Oklahoma St.)	.56	
1973	Kevin Grevey (Kentucky)	.50	
1972	Jim Andrews (Kentucky)	.48	
1971	Brian Taylor (Princeton)	.66	
1970	Mike Casey (Kentucky)	.53	
1969	Dan Issel (Kentucky)	.60	
1968	Dan Issel (Kentucky)	.56	
1967	Mike Casey (Kentucky)	.46	
1966	Louie Dampier (Kentucky)	.51	
1965	Louie Dampier (Kentucky)	.46	
1964	Henry Finkel (Dayton)	.64	
1963	Bill Bradley (Princeton)	.77	
1962	Cotton Nash (Kentucky)	.57	
1961	Larry Pursiful (Kentucky)	.60	
1960	Bill Lickert (Kentucky)	.43	
1959	Jerry West (West Virginia)	.48	
1958	Jerry West (West Virginia)	.48	
1957	Ron Johnson (Minnesota)	.56	
1956	Jim Krebs (SMU)	.47	
1955	Jim Paxson (Dayton)	.51	
1954	Phil Grawemeyer (Kentucky)	.41	
1953	Cliff Hagan (Kentucky)	.55	

THE RECORDS

TOURNAMENT TRAIL KENTUCKY IN THE UKIT

(34 Appearances 26 Championships)

1986	Won 2, Lost 0 Defeated Iona and Boston Univ. for Championship.
1985	Won 2, Lost 0 Defeated East Carolina and Pepperdine for Championship.
1984	Won 2, Lost 0 Defeated East Tennessee and Cincinnati for Championship.
1983	Won 2, Lost 0 Defeated Wyoming and Brigham Young for Championship.
1982	Won 2, Lost 0 Defeated Duquesne and Tulane for Championship.
1981	Won 2, Lost 0 Defeated Jacksonville and Seton Hall for Championship.
1980	Won 2, Lost 0 Defeated Alaska and Alabama-Birmingham for Championship.
1979	Won 2, Lost 0 Defeated California and Purdue for Championship.
1978	Won 1, Lost 1 Defeated by Texas A&M in first game. Defeated Syracuse for third place.
1977	Won 2, Lost 0 Defeated Portland State and St. John's for Championship.
1976	Won 1, Lost 1 Lost championship to Utah.
1975	Won 2, Lost 0 Defeated Georgia Tech and Oregon State for Championship.
1974	Won 2, Lost 0 Defeated Washington State and Oklahoma State for Championship.
1973	Won 2, Lost 0 Defeated Dartmouth and Stanford for Championship.
1972	Won 2, Lost 0 Defeated Nebraska and Oregon for Championship.
1971	Won 2, Lost 0 Defeated Missouri and Princeton for Championship.
1970	Won 1, Lost 1 Lost Championship to Purdue.
1969	Won 2, Lost 0 Defeated Navy and Duke for Championship.
1968	Won 2, Lost 0 Defeated Michigan and Army for Championship.
1967	Won 2, Lost 0 Defeated Dayton and South Carolina for Championship.
1966	Won 2, Lost 0 Defeated Kansas State for Championship.
1965	Won 2, Lost 0 Defeated Air Force and Indiana for Championship.
1964	Won 1, Lost 1 Lost Championship to Illinois.
1963	Won 2, Lost 0 Defeated Wisconsin and Wake Forest for Championship.
1962	Won 2, Lost 0 Defeated Iowa and West Virginia for Championship.
1961	Won 2, Lost 0 Defeated Tennessee and Kansas State for Championship.
1960	Won 1, Lost 1 Lost Championship to St. Louis.
1959	Won 1, Lost 1 Lost Championship to West Virginia.
1958	Won 2, Lost 0 Defeated Ohio State and West Virginia for Championship.
1957	Won 1, Lost 1 Defeated by West Virginia in first game. Defeated Minnesota for third place.
1956	Won 2, Lost 0 Defeated Southern Methodist and Illinois for Championship.
1955	Won 1, Lost 1 Lost Championship to Dayton.
1954	Won 2, Lost 0 Defeated Utah and LaSalle for Championship.
1953	Won 2, Lost 0 Defeated Duke and LaSalle for Championship.

(For Dates, Sites and Scores See All-Time Record Section)

U.K.I.T. INDIVIDUAL SINGLE GAME RECORDS

Most Points Scored (Bill Bradley, Princeton vs. Wisconsin — 3rd Place Game 1963) 47

Most Field Goal Attempts (Freeman Williams, Portland State vs. Kentucky — 1st Round Game, 1977) 40

Most Field Goals (Bill Bradley, Princeton vs. Wisconsin — 3rd Place Game,1963) 16

Most Free Throws Attempted (Rick Robertson, Cincinnati vs. South Carolina — 1st Round, 1967) 21

Most Rebounds (Ron Johnson, Minnesota vs. North Carolina — 1st Round, 1957; Rich Kelley, Stanford vs. Kentucky — Championship Game, 1973) 27

THIS SEASON'S UKIT

The University of Kentucky Invitational Tournament will be conducted for the 35th time Dec. 18-19, 1987, as UNC-Charlotte, Middle Tennessee and Miami (OH) join the Wildcats in action.

In a recent survey, the UKIT ranked in a tie for third in a list of the nation's oldest in-season college basketball tournaments:

Tournament	Seasons
1. All-College Tournament	52
2. Sugar Bowl Tournament	49
3. ECAC Holiday Festival	35
3. UK Invitational Tournament	**35**
5. Far West Classic	32
6. Sun Bowl Tournament	27
7. Milwaukee Classic	26
8. Budweiser Bayou Classic	25
9. Rainbow Classic	24
10. Lobo Invitational	22
10. Volunteer Classic	22
12. Cable Car Classic	21



Former Coach Joe B. Hall accepts one of 26 UKIT championship trophies won by the Wildcats during the 34-year history of the tournament.

THE RECORDS

UKIT HISTORY

1953 **CHAMPIONSHIP GAME:** Kentucky 73, LaSalle 60.
Consolation: UCLA 72, Duke 67.
First Round: LaSalle 62, UCLA 53; Kentucky 85, Duke 69.
Attendance: 16,714.

1954 **CHAMPIONSHIP GAME:** Kentucky 63, LaSalle 54.
Consolation: Southern California 54, Utah 52.
First Round: LaSalle 49, Southern California 38; Kentucky 70, Utah 65.
Attendance: 17,973.

1955 **CHAMPIONSHIP GAME:** Dayton 89, Kentucky 74.
Consolation: Minnesota 90, Utah 77.
First Round: Dayton 77, Utah 73; Kentucky 72, Minnesota 65.
Attendance: 19,185.

1956 **CHAMPIONSHIP GAME:** Kentucky 91, Illinois 70.
Consolation: Southern Methodist 67, Dayton 59.
First Round: Illinois 82, Dayton 65; Kentucky 72, Southern Methodist 67.
Attendance: 15,753.

1957 **CHAMPIONSHIP GAME:** West Virginia 75, North Carolina 64.
Consolation: Kentucky 78, Minnesota 67.
First Round: North Carolina 70, Minnesota 67; West Virginia 77, Kentucky 70.
Attendance: 20,956.

1958 **CHAMPIONSHIP GAME:** Kentucky 97, West Virginia 91.
Consolation: Oklahoma State 63, Ohio State 59.
First Round: West Virginia 67, Oklahoma St. 49; Kentucky 95, Ohio State 76.
Attendance: 20,386.

1959 **CHAMPIONSHIP GAME:** West Virginia 79, Kentucky 70.
Consolation: St. Louis 68, North Carolina 52.
First Round: West Virginia 87, St. Louis 86; Kentucky 76, North Carolina 70.
Attendance: 22,713.

1960 **CHAMPIONSHIP GAME:** St. Louis 74, Kentucky 72 (1 OT)
Third Place: California 72, Illinois 54.
First Round: St. Louis 54, California 53 (1 OT); Kentucky 83, Illinois 78.
Attendance: 15,095.

1961 **CHAMPIONSHIP GAME:** Kentucky 80, Kansas State 67.
Third Place: Tennessee 75, Xavier 70.
First Round: Kansas State 75, Xavier 67; Kentucky 96, Tennessee 69.
Attendance: 16,013.

1962 **CHAMPIONSHIP GAME:** Kentucky 79, West Virginia 75.
Third Place: Oregon State 61, Iowa 55.
First Round: West Virginia 70, Oregon State 65; Kentucky 94, Iowa 69.
Attendance: 22,138.

1963 **CHAMPIONSHIP GAME:** Kentucky 98, Wake Forest 75.
Third Place: Princeton 90, Wisconsin 87.
First Round: Wake Forest 96, Princeton 67; Kentucky 108, Wisconsin 85.
Attendance: 22,111.

1964 **CHAMPIONSHIP GAME:** Illinois 91, Kentucky 86.
Third Place: Dayton 71, West Virginia 67.
First Round: Illinois 104, Dayton 86; Kentucky 102, West Virginia 78.
Attendance: 22,604.

1965 **CHAMPIONSHIP GAME:** Kentucky 91, Indiana 56.
Third Place: California 75, Air Force 70.
First Round: Indiana 71, California 64; Kentucky 78, Air Force 58.
Attendance: 21,069.

1966 **CHAMPIONSHIP GAME:** Kentucky 83, Kansas State 79.
Third Place: Oregon State 64, Penn State 61.
First Round: Kansas State 63, Penn State 59; Kentucky 96, Oregon State 66.
Attendance: 21,318.

1967 **CHAMPIONSHIP GAME:** Kentucky 76, South Carolina 66.
Third Place: Cincinnati 71, Dayton 70.
First Round: South Carolina 64, Cincinnati 61; Kentucky 88, Dayton 85.
Attendance: 22,371.

1968 **CHAMPIONSHIP GAME:** Kentucky 80, Army 65.
Third Place: Michigan 95, Bradley 93.
First Round: Army 54, Bradley 52; Kentucky 112, Michigan 104.
Attendance: 23,000.

1969 **CHAMPIONSHIP GAME:** Kentucky 98, Duke 76.
Third Place: Dayton 83, Navy 69.
First Round: Duke 72, Dayton 67; Kentucky 73, Navy 59.
Attendance: 23,365.

1970 **CHAMPIONSHIP GAME:** Purdue 89, Kentucky 83.
Third Place: Kansas State 78, DePaul 68.
First Round: Purdue 87, Kansas State 68; Kentucky 106, DePaul 85.
Attendance: 23,462.

1971 **CHAMPIONSHIP GAME:** Kentucky 96, Princeton 82.
Third Place: Missouri 82, California 70.
First Round: Princeton 85, California 59; Kentucky 83, Missouri 79.
Attendance: 22,337.

1972 **CHAMPIONSHIP GAME:** Kentucky 95, Oregon 68.
Third Place: Colorado State 57, Nebraska 51.
First Round: Oregon 73, Colorado State 89; Kentucky 85, Nebraska 60.
Attendance: 23,100.

1973 **CHAMPIONSHIP GAME:** Kentucky 78, Stanford 77.
Third Round: Ohio State 85, Dartmouth 80.
First Round: Stanford 68, Ohio State 53; Kentucky 102, Dartmouth 77.
Attendance: 23,116.

1974 **CHAMPIONSHIP GAME:** Kentucky 90, Oklahoma 65.
Third Place: Villanova 92, Washington State 83.
First Round: Oklahoma State 88, Villanova 75; Kentucky 97, Washington State 75.
Attendance: 22,489.

1975 **CHAMPIONSHIP GAME:** Kentucky 82, Oregon State 74.
Third Place: Arizona State 85, Georgia Tech 70.
First Round: Oregon State 87, Arizona State 83; Kentucky 66, Georgia Tech 64.
Attendance: 23,000.

1976 **CHAMPIONSHIP GAME:** Utah 70, Kentucky 68.
Third Place: West Virginia 85, Bowling Green 78.
First Round: Utah 74, West Virginia 70; Kentucky 77, Bowling Green 59.
Attendance: 37,297.

1977 **CHAMPIONSHIP GAME:** Kentucky 102, St. John's 72.
Third Place: Portland State 82, Seattle 76.
First Round: St. John's 77, Seattle 60; Kentucky 114, Portland State 88.
Attendance: 46,944.

1978 **CHAMPIONSHIP GAME:** Illinois 71, Texas A&M 57.
Third Place: Kentucky 94, Syracuse 87.
First Round: Illinois 64, Syracuse 61; Texas A&M 73, Kentucky 69.
Attendance: 46,544.

1979 **CHAMPIONSHIP GAME:** Kentucky 61, Purdue 60.
Third Place: SMU 97, California 88.
First Round: Purdue 85, SMU 60; Kentucky 78, California 52.
Attendance: 47,536.

1980 **CHAMPIONSHIP GAME:** Kentucky 61, Alabama-Birmingham 53.
Third Place: Idaho State 91, Alaska 81.
First Round: Alabama-Birmingham 68, Idaho State 55; Kentucky 91, Alaska 56.
Attendance: 47,670.

1981 **CHAMPIONSHIP GAME:** Kentucky 98, Seton Hall 74.
Third Place: Jacksonville 89, Utah State 82.
First Round: Seton Hall 85, Utah State 77; Kentucky 107, Jacksonville 81.
Attendance: 47,422.

1982 **CHAMPIONSHIP GAME:** Kentucky 80, Tulane 61.
Third Place: Rutgers 58, Duquesne 51.
First Round: Tulane 55, Rutgers 54; Kentucky 55, Duquesne 42.
Attendance: 47,928.

1983 **CHAMPIONSHIP GAME:** Kentucky 93, Brigham Young 59.
Third Place: Virginia Commonwealth 70, Wyoming 57.
First Round: Brigham Young 81, Virginia Commonwealth 77; Kentucky 66, Wyoming 40.
Attendance: 48,196.

1984 **CHAMPIONSHIP GAME:** Kentucky 66, Cincinnati 55.
Third Place: James Madison 56, East Tennessee 46.
First Round: Cincinnati 63, James Madison 56; Kentucky 69, East Tennessee 54.
Attendance: 44,402.

1985 **CHAMPIONSHIP GAME:** Kentucky 88, Pepperdine 56.
Third Place: SMU 71, East Carolina 62.
First Round: Pepperdine 75, SMU 68 (OT); Kentucky 86, East Carolina 52.
Attendance: 45,256.

1986 **CHAMPIONSHIP GAME:** Kentucky 81, Boston Univ. 69.
Third Place: Texas A&M 67, Iona 60.
First Round: Boston Univ. 65, Texas A&M 63; Kentucky 75, Iona 59.
Attendance: 45,963.

THE RECORDS

TOURNAMENTS

OLYMPIC TRIALS TOURNAMENT

(One Appearance — Champions College Bracket)

1948 Won 2, Lost 1. Qualified as NCAA Champion. Defeated Louisville and Baylor for championship College Bracket. (Lost to AAU Champion Phillips Oilers in National Finals).

OLYMPIC GAMES

(One Appearance — One World Championship)

1948 Won 8, Lost 0. Kentucky participated along with the Phillip Oilers as the United States' basketball entry. Defeated France for the championship.

NATIONAL INVITATION TOURNAMENT (NIT)

(Seven Appearances — Two Championships)

1979 Won 0, Lost 1. Eliminated in first game by Clemson.
1976 Won 4, Lost 0. Defeated UNCC for championship.
1950 Won 0, Lost 1. Eliminated in first game by CCNY.
1949 Won 0, Lost 1. Eliminated in first game by Loyola (Chicago).
1947 Won 2, Lost 1. Defeated by Utah in Championship Game.
1946 Won 3, Lost 0. Defeated Rhode Island for championship.
1944 Won 2, Lost 1. Eliminated by St. John's in second game.
(For Dates, Sites and Scores See All-Time Record Section)

SOUTHERN INTERCOLLEGIATE ATHLETIC ASSOCIATION (SIAA TOURNAMENT)

(Three Appearances — One Championship)

1924 Won 0, Lost 1. Eliminated in first game by North Carolina.
1922 Won 1, Lost 1. Eliminated in second game by Mercer.
1921 Won 4, Lost 0. Defeated Georgia for championship.

SOUTHERN CONFERENCE TOURNAMENT

(Seven Appearances — No Championships)*

1932 Won 1, Lost 1. Eliminated in second game by North Carolina.
1931 Won 3, Lost 1. Eliminated by Maryland.
1930 Won 2, Lost 1. Eliminated in semi-finals by Duke.
1929 Won 1, Lost 1. Eliminated in second game by Georgia.
1928 Won 2, Lost 1. Eliminated in semi-finals by Mississippi.
1926 Won 2, Lost 1. Eliminated in semi-finals by Mississippi A&M.
1925 Won 1, Lost 1. Eliminated in second game by Georgia.
* Kentucky joined Southeastern Conference in 1933.

SUGAR BOWL TOURNAMENT

(Ten Appearances — Five Championships)

1963 Won 2, Lost 0. Defeated Duke for championship.
1956 Won 2, Lost 0. Defeated Houston for championship.
1950 Won 1, Lost 1. Defeated in first game by St. Louis.
Defeated Syracuse in consolation game.
1951 Won 1, Lost 1. Defeated in championship game by St. Louis.
1950 Won 0, Lost 1. Eliminated in first game by St. Louis.
1949 Won 2, Lost 0. Defeated Bradley for championship.
1948 Won 1, Lost 1. Eliminated in finals by St. Louis.
1946 Won 0, Lost 1. Lost to Oklahoma A&M.
1940 Won 0, Lost 1. Lost to Indiana.
1939 Won 1, Lost 0. Defeated Ohio State for championship.
1937 Won 1, Lost 0. Defeated Pittsburgh for championship.
(For Dates, Sites, and Scores See All-Time Record Section)

NCAA TOURNAMENT YEAR-BY-YEAR

Kentucky In The NCAA Tournament

1942	Illinois	Won 46-44
	Dartmouth	Lost 28-47
1945	Ohio State	Lost 37-45
	Tufts	Won 66-56
1948	Columbia	Won 76-53
	Holy Cross	Won 60-52
	Baylor	Won 58-42
1949	Villanova	Won 85-72
	Illinois	Won 76-47
	Oklahoma State	Won 46-36
1951	Louisville	Won 79-68
	St. John's	Won 59-43
	Illinois	Won 76-74
	Kansas State	Won 68-58
1952	Penn State	Won 82-54
	St. John's	Lost 57-64
1955	Marquette	Lost 71-79
	Penn State	Won 84-59
1956	Wayne University	Won 84-64
	Iowa	Lost 77-89
1957	Pittsburgh	Won 98-92
	Michigan State	Lost 68-80
1958	Miami, Ohio	Won 94-70
	Notre Dame	Won 89-56
	Temple	Won 61-60
	Seattle	Won 84-72
1959	Louisville	Lost 61-76
	Marquette	Won 98-69
1961	Morehead	Won 71-64
	Ohio State	Lost 74-87
1962	Butler	Won 81-60
	Ohio State	Lost 64-74
1964	Ohio University	Lost 69-85
	Loyola, Chicago	Lost 91-100
1966	Dayton	Won 86-79
	Michigan	Won 84-77
	Duke	Won 83-79
	Texas-El Paso	Lost 65-72
1968	Marquette	Won 107-89
	Ohio State	Lost 81-82
1969	Marquette	Lost 74-81
	Miami, Ohio	Won 72-71
1970	Notre Dame	Won 109-99
	Jacksonville	Lost 100-106
1971	Western Kentucky	Lost 83-107
	Marquette	Lost 74-91
1972	Marquette	Won 83-69
	Florida State	Lost 54-73
1973	Austin Peay	Won 106-100
	Indiana	Lost 65-72
1975	Marquette	Won 76-54
	Central Michigan	Won 90-73
	Indiana	Won 92-90
	Syracuse	Won 95-79
	UCLA	Lost 85-92
1977	Princeton	Won 72-58
	Virginia Military Institute	Won 93-78
	North Carolina	Lost 72-79
1978	Florida State	Won 85-76
	Miami, Ohio	Won 91-69
	Michigan State	Won 52-49
	Arkansas	Won 64-59
	Duke	Won 94-88
1980	Florida State	Won 97-78
	Duke	Lost 54-55
1981	Alabama-Birmingham	Lost 62-69
1982	Middle Tennessee	Lost 44-50
1983	Ohio University	Won 57-40
	Indiana	Won 64-59
	Louisville	Lost 68-80 (O.T.)
1984	Brigham Young	Won 94-68
	Louisville	Won 72-67
	Illinois	Won 54-51
	Georgetown	Lost 40-53
1985	Washington	Won 66-58
	Nevada-Las Vegas	Won 64-61
	St. John's	Lost 70-86
1986	Davidson	Won 75-55
	Western Kentucky	Won 71-64
	Alabama	Won 68-63
	Louisiana State	Lost 57-59
1987	Ohio State	Lost 77-91

THE RECORDS

Kentucky's Record Against The:

Conference	No. Of Teams	Record
Southeastern	10	654-183
Ohio Valley	8	6- 1
Sun Belt	8	4- 3
Metro	7	52- 18
Southern	9	22- 2
Southland	6	2- 0
Trans-America	10	5- 2
Gulf Star	6	1- 0
Big South	8	0- 0
Big Ten	10	66- 42
Missouri Valley	8	15- 4
Big Eight	8	33- 4
Mid-American	9	29- 5
Midwestern Collegiate	7	53- 15
Mid-Continent	8	0- 0
Independents	19	58- 23
Atlantic Coast	8	92- 39
Big East	9	22- 6
Atlantic 10	10	29- 8
Colonial	8	4- 1
North Atlantic	10	3- 0
Metro Atlantic	8	9- 0
Ivy League	8	9- 3
East Coast	8	0- 0
ECAC Metro	9	2- 1
Southwest Athletic	8	0- 0
Mid-Eastern Athletic	9	0- 0
Pacific 10	10	12- 3
Southwest	9	21- 3
Western Athletic	9	10- 3
Pacific Coast Athletic	10	4- 0
Big Sky	8	2- 0
West Coast Athletic	8	1- 0
Miscellaneous	58	212- 82
Total	**348**	**1426-451**

Note: Totals include all games played against teams in a conference, including regular-season and tournaments.

Kentucky vs. Southeastern Conference

Team	Record	Pct.
Tennessee	107- 54	.665
Alabama	77- 26	.748
Vanderbilt	98- 29	.772
Louisiana State	56- 15	.789
Auburn	57- 13	.814
Mississippi State	63- 11	.851
Georgia	72- 14	.837
Florida	54- 15	.783
Mississippi	70- 6	.921
Total	**654-183**	**.781**

Kentucky vs. Ohio Valley Conference

Team	Record	Pct.
Akron	2- 0	1.000
Murray State		
Youngstown State		
Eastern Kentucky	1- 0	1.000
Morehead State	1- 0	1.000
Austin Peay	2- 0	1.000
Middle Tennessee	0- 1	.000
Total	**6- 1**	**.857**

Kentucky vs. Sun Belt Conference

Team	Record	Pct.
Western Kentucky	1- 1	.500
Ala.-Birmingham	1- 1	.500
Va. Commonwealth		
South Alabama		
Old Dominion		
Jacksonville	1- 1	.500
N.C.-Charlotte	1- 0	1.000
Total	**4- 3**	**.571**

Kentucky vs. Metro Conference

Team	Record	Pct.
Louisville	13- 5	.722
Memphis State		
Cincinnati	24- 9	.727
Florida State	5- 2	.714
Virginia Tech	2- 1	.667
Southern Miss.		
South Carolina	8- 1	.889
Total	**52- 18**	**.743**

Kentucky vs. Southern Conference

Team	Record	Pct.
Marshall	6- 0	1.000
Western Carolina		
Tenn.-Chatt.	9- 0	1.000
East Tenn. St.	2- 0	1.000
Appalachian State		
Furman		
Davidson	1- 0	1.000
Citadel		
Va. Military	4- 2	.667
Total	**22- 2**	**.917**

Kentucky vs. Southland Conference

Team	Record	Pct.
McNeese State		
Lamar	1- 0	1.000
Louisiana Tech.		
Northeast Louisiana		
Arkansas State	1- 0	1.000
North Texas State		
Total	**2- 0**	**1.000**

THE RECORDS

Kentucky's Record Against The:

Kentucky vs. Trans-America Conference

Team	Record	Pct.
Georgia Southern		
Stetson		
Mercer	1- 1	.500
Centenary	3- 1	.750
Hardin-Simmons	1- 0	1.000
Houston Baptist		
Ark.-Lit. Rock		
Samford		
Texas-San Antonio		
Georgia State		
Total	**5- 2**	**.714**

Kentucky vs. Gulf Star Conference

Team	Record	Pct.
Stephen F. Austin		
Northwestern La.	1- 0	1.000
Southwest Tex. St.		
Sam Houston State		
Nicholls State		
Southeastern La.		
Total	**1- 0**	**1.000**

Kentucky vs. Big Ten Conference

Team	Record	Pct.
Illinois	11- 4	.733
Indiana	14- 16	.467
Purdue	4- 2	.667
Ohio State	8- 8	.500
Iowa	3- 2	.600
Michigan	4- 1	.800
Minnesota	3- 1	.750
Michigan State	10- 6	.625
Wisconsin	2- 1	.667
Northwestern	7- 1	.875
Total	**66- 42**	**.611**

Kentucky vs. Missouri Valley Conference

Team	Record	Pct.
Bradley	3- 0	1.000
Indiana State		
Illinois State		
Creighton	7- 4	.636
Southern Illinois		
Wichita State		
Tulsa	3- 0	1.000
Drake		
Total	**13- 4**	**.765**

Kentucky vs. Big Eight Conference

Team	Record	Pct.
Kansas	16- 2	.889
Kansas State	7- 0	1.000
Oklahoma	2- 0	1.000
Missouri	2- 0	1.000
Oklahoma State	3- 1	.750
Colorado		
Nebraska	2- 1	.667
Iowa State	1- 0	1.000
Total	**33- 4**	**.892**

Kentucky vs. Mid-American Conference

Team	Record	Pct.
Toledo	1- 0	1.000
Central Michigan	1- 0	1.000
Ohio University	8- 1	.889
Bowling Green	2- 0	1.000
Miami, Ohio	17- 4	.810
Western Michigan		
Eastern Michigan		
Ball State		
Kent State		
Total	**29- 5**	**.853**

Kentucky vs. Midwestern Collegiate Conference

Team	Record	Pct.
Oral Roberts		
Loyola, Illinois	4- 3	.571
Evansville		
Detroit	1- 1	.500
Butler	4- 0	1.000
St. Louis	7- 9	.438
Xavier, Ohio	37- 2	.949
Total	**53- 15**	**.779**

Kentucky vs. Independents

Team	Record	Pct.
DePaul	17- 3	.850
Notre Dame	30- 15	.667
Marquette	7- 4	.636
Dayton	3- 1	.750
Miami, Florida	1- 0	1.000
Total	**58- 23**	**.716**

Kentucky vs. Atlantic Coast Conference

Team	Record	Pct.
North Carolina	6- 13	.316
Duke	10- 4	.714
North Carolina State	3- 1	.750
Maryland	4- 3	.571
Virginia	6- 2	.750
Wake Forest	2- 0	1.000
Georgia Tech	50- 13	.794
Clemson	11- 3	.786
Total	**92- 39**	**.702**

Kentucky vs. Big East Conference

Team	Record	Pct.
St. John's	9- 4	.692
Syracuse	4- 0	1.000
Villanova	3- 0	1.000
Providence	1- 0	1.000
Georgetown	0- 2	.000
Connecticut		
Seton Hall	1- 0	1.000
Boston College		
Pittsburgh	4- 0	1.000
Total	**22- 6**	**.786**

Kentucky vs. Atlantic 10 Conference

Team	Record	Pct.
Duquesne	1- 0	1.000
Temple	14- 4	.778
St. Bonaventure		
West Virginia	10- 4	.714
St. Joseph's (Pa.)	1- 0	1.000
Rhode Island	1- 0	1.000
Penn State	2- 0	1.000
Rutgers		
George Washington		
Massachusetts		
Total	**29- 8**	**.784**

THE RECORDS

Kentucky's Record Against The:

Kentucky vs. Colonial Conference

Team	Record	Pct.
Navy	3- 1	.750
James Madison		
American		
East Carolina	1- 0	1.000
Richmond		
William & Mary		
N.C.-Wilmington		
George Mason		
Total	**4- 1**	**.800**

Kentucky vs. North Atlantic Conference

Team	Record	Pct.
Niagara	1- 0	1.000
Northeastern		
Canisius		
Siena		
Colgate		
Hartford		
Boston University	1- 0	1.000
Vermont		
Maine	1- 0	1.000
New Hampshire		
Total	**3- 0**	**1.000**

Kentucky vs. Metro Atlantic Conference

Team	Record	Pct.
LaSalle	3- 0	1.000
Holy Cross	2- 0	1.000
Iona	3- 0	1.000
Army	1- 0	1.000
Fordham		
St. Peter's		
Manhattan		
Fairfield		
Total	**9- 0**	**1.000**

Kentucky vs. Ivy League Conference

Team	Record	Pct.
Pennsylvania	2- 0	1.000
Princeton	2- 1	.667
Columbia	1- 0	1.000
Yale	1- 0	1.000
Dartmouth	3- 1	.750
Cornell	0- 1	.000
Harvard		
Brown		
Total	**9- 3**	**.750**

Kentucky vs. ECAC Metro Conference

Team	Record	Pct.
Long Island Univ.	2- 1	.667
Monmouth		
Loyola, Maryland		
St. Francis (Pa.)		
Fairleigh Dickinson		
St. Francis (NY)		
Wagner		
Marist		
Robert Morris		
Total	**2- 1**	**.667**

Kentucky vs. Pacific 10 Conference

Team	Record	Pct.
UCLA	3- 1	.750
Washington	1- 0	1.000
Oregon State	3- 0	1.000
Southern California	0- 2	.000
Arizona	1- 0	1.000
California	1- 0	1.000
Washington State	1- 0	1.000
Oregon	1- 0	1.000
Arizona State		
Stanford	1- 0	1.000
Total	**12- 3**	**.800**

Kentucky vs. Southwest Conference

Team	Record	Pct.
Houston	2- 0	1.000
Arkansas	4- 0	1.000
Texas		
Texas Tech	3- 0	1.000
Texas A & M	2- 1	.667
Southern Methodist	3- 2	.600
Baylor	6- 0	1.000
Texas Christian	1- 0	1.000
Rice		
Total	**21- 3**	**.875**

Kentucky vs. Western Athletic Conference

Team	Record	Pct.
Utah	2- 2	.500
Texas-El Paso	0- 1	.000
Brigham Young	3- 0	1.000
Wyoming	2- 0	1.000
San Diego State		
New Mexico		
Hawaii	1- 0	1.000
Colorado State	1- 0	1.000
Air Force	1- 0	1.000
Total	**10- 3**	**.769**

Kentucky vs. Pacific Coast Athletic Conference

Team	Record	Pct.
Nevada-Las Vegas	3- 0	1.000
Utah State	1- 0	1.000
Fresno State		
New Mexico State		
Cal-Irvine		
San Jose State		
Long Beach State		
Santa Barbara		
Fullerton State		
Pacific		
Total	**4- 0**	**1.000**

Kentucky vs. Big Sky Conference

Team	Record	Pct.
Weber State		
Montana State		
Idaho State		
Boise State		
Northern Arizona		
Montana		
Nevada-Reno		
Idaho	2- 0	1.000
Total	**2- 0**	**1.000**

Kentucky vs. West Coast Conference

Team	Record	Pct.
San Francisco		
Santa Clara		
Pepperdine	1- 0	1.000
San Diego		
Portland		
Gonzaga		
Loyola Marymount		
St. Mary's		
Total	**1- 0**	**1.000**

THE RECORDS

Kentucky's Record Against Teams In The State Of

State	Record	Pct.	State	Record	Pct.
Alabama	135- 40	.771	Nevada	3- 0	1.000
Alaska	2- 0	1.000	New Hampshire	3- 1	.750
Arizona	1- 0	1.000	New Jersey	3- 1	.750
Arkansas	5- 0	1.000	New Mexico	0- 0	.000
California	6- 3	.667	New York	21- 6	.778
Colorado	2- 0	1.000	North Carolina	24- 18	.571
Connecticut	1- 0	1.000	North Dakota	0- 0	.000
Delaware	0- 0	.000	Ohio	102- 25	.803
Florida	61- 18	.772	Oklahoma	8- 1	.889
Georgia	123- 28	.815	Oregon	5- 0	1.000
Hawaii	2- 0	1.000	Pennsylvania	30- 4	.882
Idaho	2- 0	1.000	Rhode Island	2- 0	1.000
Illinois	42- 11	.792	South Carolina	19- 4	.826
Indiana	52- 33	.612	South Dakota	0- 0	.000
Iowa	4- 2	.667	Tennessee	218- 84	.722
Kansas	23- 2	.920	Texas	21- 4	.840
Kentucky	15- 6	.714	Utah	6- 2	.750
Louisiana	98- 21	.824	Vermont	0- 0	.000
Maine	1- 0	1.000	Virginia	12- 5	.706
Maryland	7- 4	.636	Washington	2- 0	1.000
Massachusetts	3- 0	1.000	West Virginia	16- 4	.800
Michigan	16- 8	.667	Wisconsin	9- 5	.643
Minnesota	3- 1	.750	Wyoming	2- 0	1.000
Mississippi	133- 17	.887	District of Columbia	0- 2	.000
Missouri	9- 9	.500	Miscellaneous Teams	165-77-1	.760
Montana	0- 0	.000			
Nebraska	9- 5	.643	**Total**	**1426-451-1**	**.760**

Kentucky's Record By Months

Month	Won	Lost	Tied	Home	Away	Neutral
November	19	1	0	16- 0	2- 0	1- 1
December	337	78	0	220- 30	64- 27	53-21
January	407	149	0	230- 41	165-101	12- 7
February	493	147	1	289- 42	141- 96-1	63- 9
March	170	76	0	31- 8	17- 14	122-54
Total	**1426**	**451**	**1**	**786-121**	**389-238-1**	**251-92**



THE RECORDS

SCORES VS. ALL OPPONENTS

Date	Ky.	Opp.
ADVENT MEM. (0-1)		
1-18-09 (A)	**27**	**41**
AIRFORCE (1-0)		
12-17-65 (H)	78	58
AKRON (2-0)		
1-16-37 (CIN)	32	22
11-28-81 (H)	83	64
ALABAMA (77-26)		
1-25-23 (H)	**35**	**45**
2-5-25(A)	**15**	**24**
2-1-26 (H)	27	16
1-25-29 (H)	**26**	**27**
2-8-32 (H)	50	22
2-13-33 (N)	35	21
2-1-34 (N)	33	28
2-8-34 (H)	26	21
2-1-35 (N)	33	26
2-11-35 (H)	25	16
2-3-36 (A)	32	30
2-7-36 (H)	40	34
2-1-37 (N)	38	27
2-10-37 (H)	**31**	**34**
1-31-38 (N)	57	31
2-12-38 (H)	27	21
1-28-39 (N)	**38**	**41**
2-1-39 (H)	45	27
1-28-40 (N)	**32**	**36**
2-10-40 (H)	46	18
2-3-41 (A)	38	36
2-8-41 (H)	46	38
3-1-41 (SEC)	39	37
2-2-42 (A)	**35**	**41**
2-9-42 (H)	50	34
3-1-42 (SEC)	36	34
1-30-43 (A)	**32**	**41**
2-6-43 (H)	67	41
3-3-45 (SEC)	52	41
3-2-46 (SEC)	59	30
2-3-47 (A)	48	37
2-17-47 (H)	63	33
2-5-48 (A)	41	31
2-16-48 (H)	63	33
2-2-49 (A)	56	40
2-14-49 (H)	74	32
2-5-50 (A)	66	64
2-13-50 (H)	77	57
1-13-51 (H)	65	48
1-26-52 (A)	71	67
3-1-54 (A)	68	43
2-28-55 (H)	66	52
2-25-56 (N)	**77**	**101**
2-23-57 (H)	79	60
2-22-58 (N)	*45	43
2-23-59 (H)	39	32
2-22-60 (N)	75	55
2-25-61 (H)	80	53
2-24-62 (A)	73	65
2-25-63 (H)	80	63
2-24-64 (A)	**59**	**65**
2-22-65 (A)	**71**	**75**
3-1-65 (H)	78	72
1-31-66 (H)	82	62
2-14-66 (A)	90	67
2-25-67 (A)	**71**	**81**
3-6-67 (H)	110	78
1-8-68 (A)	84	76
2-24-68 (A)	96	83
1-27-69 (A)	*83	70
2-24-69 (H)	108	79
1-26-70 (H)	86	71
2-23-70 (A)	98	89
1-25-71 (A)	86	73
2-22-71 (H)	101	74
1-31-72 (H)	77	74
2-28-72 (A)	**70**	**73**
1-29-73 (A)	95	93
2-26-73 (H)	111	95
1-12-74 (A)	77	81
2-23-74 (H)	71	94
1-20-75 (H)	74	69
2-22-75 (A)	84	79
1-5-76 (A)	**63**	**76**
3-6-76 (H)	90	85
1-29-77 (A)	87	85
2-26-77 (H)	85	70
1-23-78 (A)	**62**	**78**
2-20-78 (H)	97	84
1-13-79 (A)	**52**	**55**
2-10-79 (H)	80	71
3-1-79 (SEC)	101	100
1-12-80 (H)	**64**	**78**
2-9-80 (A)	72	63
1-17-81 (A)	**55**	**59**
2-14-81 (H)	77	62
1-16-82 (H)	86	69
2-13-82 (A)	72	62
3-6-82 (H-SEC)	**46**	**48**
1-8-83 (A)	**67**	**74**
2-5-83 (H)	76	70
3-11-83 (SEC)	**64**	**69**
1-9-84 (H)	76	66
2-4-84 (A)	**62**	**69**
3-9-84 (SEC)	48	46
1-12-85 (A)	**58**	**60**
2-13-85 (H)	51	48
1-11-86 (H)	76	52
2-13-86 (A)	73	71
3-8-86 (H-SEC)	83	72
3-20-86 (NCAA)	68	63
1-7-87 (H)	**55**	**69**
2-7-87 (A)	70	69
ALABAMA-BIR. (1-1)		
12-20-80 (UKIT)	61	53
3-15-81 (NCAA)	**62**	**69**
ALASKA (2-0)		
12-1-79 (GAS)	97	68
12-19-80 (UKIT)	91	56
ALUMNI (3-0)		
12-5-33 (H)	53	20
12-10-34 (H)	61	10
12-7-40 (H)	62	25
ARIZONA (1-0)		
3-16-46 (NIT)	77	53
ARKANSAS (4-0)		
12-18-45 (H)	67	42
12-13-48 (H)	76	39
1-2-50 (A)	57	53
3-25-78 (NCAA)	65	59
ARKANSAS STATE (1-0)		
1-18-45 (H)	75	6
ARMY (1-0)		
12-21-68 (UKIT)	80	65
ASH YMCA (2-0)		
1-10-14 (H)	28	15
1-20-14 (A)	30	19
AUBURN (57-13)		
1-29-21 (H)	40	25
2-8-26 (H)	35	26
2-28-42 (SEC)	40	31
2-28-46 (SEC)	69	24
2-23-47 (SEC)	84	18
3-4-49 (SEC)	70	39
1-5-51 (H)	79	35
3-2-51 (SEC)	84	54
1-30-52 (A)	88	48
2-27-54 (N)	109	79
2-26-55 (H)	93	59
2-4-56 (N)	82	81
2-25-57 (H)	103	85
2-24-58 (N)	**63**	**64**
2-21-59 (H)	75	56
2-20-60 (A)	**60**	**61**
2-27-61 (H)	77	51
2-25-62 (A)	63	60
2-23-63 (H)	78	59
2-22-64 (N)	99	79
1-18-65 (H)	73	67
2-20-65 (A)	**69**	**88**
1-29-66 (H)	115	78
2-12-66 (A)	77	64
1-21-67 (H)	60	58
2-27-67 (A)	**49**	**62**
1-20-68 (A)	**73**	**74**
2-26-68 (H)	89	57
2-3-69 (H)	105	93
3-3-69 (A)	90	86
2-2-70 (A)	84	83
3-2-70 (H)	102	81
2-1-71 (H)	114	75
1-71 (A)	102	83
2-7-72 (A)	78	72
3-6-72 (H)	102	67
2-5-73 (H)	88	57
3-3-73 (A)	91	79
1-12-74 (H)	79	58
2-11-74 (A)	***97**	**99**
1-11-75 (A)	**85**	**90**
2-10-75 (H)	119	76
1-26-76 (A)	***84**	**91**
2-23-76 (H)	93	82
1-15-77 (A)	75	68
2-12-77 (H)	89	82
1-9-78 (A)	101	77
2-6-78 (H)	104	81
1-25-79 (A)	*86	83
1-29-79 (H)	66	59
1-2-80 (H)	67	65
1-30-80 (A)	64	62
2-28-80 (SEC)	69	61
1-7-81 (A)	79	66
2-4-81 (H)	102	74
1-6-82 (H)	83	71
2-3-82 (A)	***81**	**83**
3-4-82 (H-SEC)	89	66
1-15-83 (H)	**67**	**75**
2-12-83 (A)	71	69
1-3-84 (A)	**63**	**82**
2-11-84 (H)	84	64
3-10-84 (SEC)	51	49
1-2-85 (H)	68	61
2-2-85 (A)	*49	47
1-6-86 (A)	**56**	**60**
1-31-86 (H)	81	71
1-3-87 (A)	63	60
2-4-87 (H)	75	71
3-6-87 (SEC)	**72**	**79**
AUSTIN PEAY (2-0)		
3-15-73 (NCAA)	106	100
11-29-86 (H)	71	69
BAYLOR (6-0)		
12-23-46 (H)	75	34
3-23-48 (NCAA)	58	42
3-29-48 (O .T .)	77	59
12-16-61 (H)	94	60
12-14-63 (H)	101	65
12-8-79 (H)	80	46
BEREA (11-0)		
1-9-26 (H)	37	23
1-4-28 (H)	37	16
12-31-29 (H)	29	26
12-31-30 (H)	41	25
12-22-31 (H)	52	27
12-17-35 (H)	58	30
12-12-36 (H)	70	26
12-5-37 (H)	67	33
12-9-39 (H)	74	24
12-4-43 (H)	54	40
12-4-44 (H)	56	32
BETHANY (1-0)		
2-4-11 (H)	24	11
BOSTON UNIV. (1-0)		
12-20-86 (UKIT)	81	69
BOWLING GREEN (2-0)		
2-11-49 (N)	63	61
12-17-76 (UKIT)	77	59
BRADLEY (3-0)		
2-5-49 (N)	62	52
12-30-49 (SB)	71	66
11-30-79 (GAS)	79	58
BRIGHAM YOUNG (3-0)		
12-28-51 (SB)	84	64
12-17-83 (UKIT)	93	59
3-17-84 (NCAA)	93	68
BUTLER (4-0)		
2-23-11 (H)	21	16
2-11-36 (A)	39	28
3-16-62 (NCAA)	81	60
11-27-82 (H)	90	53
CALIFORNIA (1-0)		
12-21-79 (UKIT)	78	52
CAMBRIDGE (1-0)		
*8-4-66 (IUT)	104	45
CARNEGIE TECH (2-0)		
12-18-31 (H)	36	34
12-28-43 (N)	61	14
CENTENARY (3-1)		
2-7-23 (H)	**21**	**38**
12-21-36 (H)	37	19
12-22-37 (H)	35	25
12-27-40 (H)	70	18
CENTRAL (7-9)		
1-19-06 (H)	15	14
1-26-06 (A)	17	15
1-25-07 (H)	22	9
2-12-07 (H)	**23**	**25**
3-9-07 (H)	**13**	**15**
1-25-08 (A)	**21**	**32**
2-13-08 (H)	31	20
3-7-08 (A)	**10**	**29**
1-27-09 (H)	24	23
2-6-09 (A)	**20**	**35**
2-26-09 (H)	**20**	**26**
1-28-10 (A)	**17**	**87**
3-5-10 (H)	**13**	**31**
3-11-10 (A)	**9**	**51**
1-12-12 (A)	32	13
2-1-12 (H)	52	10
CENTRAL MICHIGAN (1-0)		
3-20-75 (NCAA)	90	73
CENTRE (18-10)		
2-15-16 (A)	38	5
2-29-16 (H)	38	16
1-17-17 (H)	31	21
2-16-17 (A)	**24**	**38**
1-17-18 (A)	**21**	**29**
2-21-18 (H)	22	20
3-9-18 (Lou.)	**12**	**22**
1-25-19 (A)	**30**	**38**
2-24-19 (H)	**10**	**19**
2-14-20 (A)	**15**	**44**
3-6-20 (H)	***18**	**20**
2-8-21 (A)	**27**	**29**
2-18-21 (H)	20	13
2-4-22 (A)	27	21
2-20-22 (H)	40	23
2-27-23 (H)	**14**	**21**
2-14-23 (A)	**10**	**17**
2-9-24 (H)	27	18
2-21-24 (H)	38	24
1-17-25 (H)	33	26
2-21-25 (H)	39	10
1-22-26 (H)	45	25
2-4-26 (A)	46	19
1-29-27 (H)	27	25
2-12-27 (A)	22	16
1-9-28 (A)	36	25
2-18-28 (H)	30	20
2-13-29 (H)	47	11
CCNY (0-1)		
3-14-50 (NIT)	**50**	**89**
CHAMINADE (1-0)		
11-26-85 (A)	89	57
CHATTANOOGA (9-0)		
2-23-14 (H)	40	7
2-6-19 (A)	29	26
1-21-21 (H)	42	10
1-22-23 (H)	25	18
1-19-24 (A)	24	23
1-16-31 (H)	55	18
1-21-32 (H)	51	17
1-27-34 (H)	47	20
1-22-35 (H)	66	19
CHICAGO (2-0)		
12-30-32 (A)	58	26
1-2-35 (H)	42	16
CHRIST CHURCH (CIN.) (0-4)		
2-3-06 (H)	**24**	**38**
2-15-06 (A)	**17**	**54**
2-11-11 (A)	**21**	**32**
3-1-13 (H)	**19**	**30**
CINCINNATI (24-9)		
3-4-04 (H)	25	21
1-19-09 (A)	**25**	**41**
2-19-09 (H)	28	23
2-7-10 (A)	**17**	**47**
2-8-13 (H)	20	18
2-21-14 (H)	20	18
1-14-16 (A)	39	24
2-19-16 (H)	34	10
1-31-19 (A)	**18**	**28**
2-21-19 (H)	34	21
1-17-20 (A)	**11**	**13**
1-26-21 (A)	26	19
2-5-23 (A)	**24**	**33**
12-13-24 (H)	28	23
1-3-25 (A)	**20**	**24**
12-18-26 (H)	**10**	**48**
12-29-26 (A)	**23**	**51**
12-16-33 (H)	31	25
12-18-37 (H)	38	21
12-17-38 (H)	44	27
12-16-39 (H)	**30**	**39**
12-12-42 (H)	61	39
12-18-43 (H)	58	30
2-12-44 (A)	38	35
12-9-44 (H)	66	24
2-24-45 (A)	65	35
12-15-45 (H)	67	31
12-7-46 (A)	80	49
12-13-47 (A)	67	31
1-24-48 (H)	70	43
12-20-83 (A)	24	11
12-22-84 (H)	66	55
12-3-85 (H)	84	54
CINCINNATI YMCA (0-3)		
1-21-05 (H)	**22**	**43**
1-27-06 (H)	**16**	**29**
2-16-06 (A)	**9**	**38**
CLEMSON (11-3)		
2-16-22 (H)	38	14
2-15-23 (H)	**17**	**30**
2-13-24 (H)	38	13
12-16-27 (H)	33	17
1-3-30 (H)	31	15
2-1-30 (A)	34	20
1-3-31 (H)	33	21
2-14-31 (A)	**26**	**29**
1-2-32 (H)	43	24
1-14-32 (A)	30	17

THE RECORDS

SCORES VS. ALL OPPONENTS

Date	Ky.	Opp.
1-16-33 (H)	67	18
2-1-34 (A)	42	32
12-21-39 (A)	55	31
3-7-79 (NIT)	*67	68
COLORADO STATE (1-0)		
12-1-59 (H)	106	73
COLUMBIA (1-0)		
3-18-48 (NCAA)	76	53
CORNELL (0-1)		
12-28-66 (H)	77	92
CREIGHTON (7-4)		
1-10-30 (H)	27	28
1-10-30 (H)	25	21
1-6-33 (A)	32	26
2-7-33 (A)	22	34
2-22-35 (H)	63	42
2-23-35 (H)	24	12
2-22-36 (H)	29	31
2-21-36 (H)	68	38
1-8-37 (H)	59	36
12-19-40 (A)	45	54
1-2-48 (A)	65	23
CUMBERLAND (4-1)		
31-17 (A)	48	20
2-28-18 (A)	42	21
2-8-19 (A)	22	21
2-26-20 (A)	21	30
1-15-21 (H)	37	21
DARTMOUTH (3-1)		
3-21-42 (NCAA)	28	47
12-27-62 (H)	95	49
1-2-65 (H)	107	77
12-21-73 (H)	102	77
DAVIDSON (1-0)		
3-14-86	75	55
DAYTON (3-1)		
1-11-47 (H)	70	29
12-21-55 (UKIT)	74	89
3-11-66 (NCAA)	86	79
12-22-67 (UKIT)	88	85
DEPAUL (17-3)		
2-20-43 (A)	44	53
12-12-46 (LV)	65	45
2-8-47 (A)	47	53
12-10-47 (N)	74	50
1-31-48 (A)	68	51
12-8-48 (N)	67	36
1-22-49 (N)	56	45
12-21-49 (LV)	49	47
1-21-50 (A)	86	53
1-8-51 (H)	63	55
2-19-51 (A)	60	57
12-20-51 (H)	98	60
2-23-52 (A)	63	61
1-11-54 (H)	81	63
2-20-54 (A)	76	61
1-10-55 (H)	92	59
2-19-55 (A)	76	72
12-12-55 (H)	71	69
2-18-56 (A)	79	81
12-18-70 (UKIT)	106	85
DEPAUW (1-3)		
1-24-10 (H)	11	24
2-9-10 (A)	10	28
12-19-25 (H)	29	38
2-5-44 (H)	38	35
DETROIT (1-1)		
1-10-44 (A)	26	34
12-7-82 (H)	83	46
DUKE (10-4)		
3-3-30 (SC)	32	37
2-28-31 (SC)	35	30
2-6-32 (H)	37	30
12-21-53 (UKIT)	85	69
2-1-56 (H)	81	76
12-18-56 (A)	84	85
12-2-57 (H)	78	74
12-8-58 (A)	78	64
12-31-63 (SB)	81	79
3-18-66 (NCAA)	83	79
12-20-69 (UKIT)	98	76
3-27-78 (NCAA)	94	88
11-17-79 (N)	*76	80
3-13-80 (NCAA)	54	55
DUQUESNE (1-0)		
12-17-82 (UKIT)	55	42
EASTERN KENTUCKY (1-0)		
12-15-28 (H)	35	10
EAST CAROLINA (1-0)		
12-20-85 (UKIT)	86	52
EAST TENNESSEE (2-0)		
11-29-80 (H)	62	57
12-21-84 (H)	69	54
FLORIDA (54-15)		
1-3-27 (H)	43	36
3-2-31 (SC)	56	36
2-26-33 (SEC)	48	24
2-24-34 (SEC)	32	38
2-26-42 (SEC)	42	36
3-1-45 (SEC)	57	35
3-1-46 (SEC)	69	32
3-4-48 (SEC)	87	31
3-3-49 (SEC)	73	36
12-14-50 (H)	85	37
1-12-50 (A)	99	52
2-8-54 (H)	97	55
2-3-55 (H)	87	63
2-6-56 (A)	81	70
2-2-57 (H)	28	61
1-31-58 (A)	78	56
1-31-59 (H)	94	51
1-29-60 (A)	75	62
2-4-61 (H)	89	68
1-2-62 (A)	81	69
2-2-63 (H)	94	71
2-1-64 (A)	77	72
1-23-65 (A)	68	84
1-30-65 (H)	78	61
1-8-66 (A)	78	64
2-7-66 (H)	85	75
12-17-66 (H)	75	78
1-14-67 (A)	72	89
12-4-67 (H)	99	76
1-13-68 (A)	78	96
1-11-69 (H)	88	67
2-15-69 (A)	81	82
1-10-70 (A)	88	69
2-14-70 (H)	110	65
1-9-71 (H)	101	75
2-13-71 (A)	65	74
2-15-72 (A)	70	72
2-19-72 (H)	95	68
1-13-73 (H)	95	65
2-17-73 (A)	94	83
1-25-74 (A)	91	82
2-25-74 (H)	65	75
1-25-75 (H)	87	65
2-24-75 (A)	58	66
1-24-76 (A)	89	82
2-22-76 (A)	96	89
1-17-77 (A)	73	71
2-14-77 (H)	104	78
1-7-78 (A)	86	67
2-4-78 (H)	88	61
1-3-79 (A)	65	76
1-27-79 (H)	87	81
1-17-80 (A)	76	63
2-13-80 (H)	95	70
1-21-81 (H)	102	48
2-18-81 (H)	69	56
1-20-82 (A)	91	76
2-17-82 (H)	84	78
1-17-83 (H)	70	63
2-14-83 (A)	73	61
1-17-84 (A)	57	69
2-13-84 (H)	67	65
1-19-85 (H)	55	67
2-20-85 (A)	76	68
3-7-85 (SEC)	55	58
1-18-86 (A)	..72	55
2-19-86 (H)	80	69
1-14-87 (H)	67	62
2-14-87 (A)	56	74
FLORIDA STATE (5-2)		
12-1-58 (H)	91	68
12-3-60 (H)	58	63
12-12-62 (H)	83	54
3-18-72 (NCAA)	54	73
3-7-77 (LOU)	97	57
3-11-78 (NCAA)	85	76
3-8-80 (NCAA)	97	78
FT. BENNING (1-0)		
1-7-46 (H)	81	25
FT. KNOX (7-0)		
1-4-43 (H)	64	30
12-1-43 (H)	51	18
1-31-44 (H)	76	48
12-2-44 (H)	56	23
12-1-45 (H)	59	36
12-2-46 (H)	68	31
12-1-47 (H)	80	41
GEORGIA (72-12)		
3-1-21 (SIAA)	20	19
2-3-23 (H)	19	23
2-7-25 (A)	24	28
2-28-25 (SC)	31	32
2-15-26 (A)	22	18
2-27-26 (SC)	39	34
2-15-28 (SC)	33	16
3-2-29 (SC)	24	26
2-1-30 (H)	22	21
2-14-30 (H)	36	23
2-13-31 (A)	16	25
3-2-40 (SEC)	51	43
1-19-42 (A)	51	26
1-31-42 (H)	55	38
1-18-43 (A)	60	28
2-26-43 (SEC)	58	30
3-2-44 (SEC)	57	29
1-29-45 (H)	73	37
1-21-47 (A)	84	45
2-10-47 (H)	81	40
1-20-48 (A)	88	51
2-21-49 (H)	95	40
1-17-50 (A)	60	71
1-28-50 (H)	88	56
3-3-50 (SEC)	79	63
2-23-51 (H)	88	41
1-16-52 (LV)	95	55
2-4-54 (H)	106	55
2-5-54 (LV)	100	68
2-9-55 (H)	86	40
2-27-56 (LV)	143	66
1-30-57 (H)	84	53
1-29-58 (N)	74	55
1-29-59 (H)	108	55
1-27-60 (N)	84	60
2-7-61 (H)	74	67
1-31-62 (N)	86	59
1-31-63 (H)	74	67
2-3-64 (A)	103	83
1-25-65 (A)	102	82
2-1-65 (H)	96	64
1-10-66 (A)	**69	65
2-5-66 (H)	74	50
1-16-67 (A)	40	49
2-20-67 (H)	101	76
1-15-68 (H)	104	73
2-19-68 (A)	106	87
1-13-69 (H)	88	67
2-17-69 (A)	85	77
1-12-70 (A)	72	71
2-16-70 (H)	116	86
1-11-71 (H)	79	66
2-15-71 (A)	107	95
1-17-72 (A)	73	85
2-21-72 (H)	87	63
1-15-73 (H)	89	68
2-19-73 (H)	99	86
1-7-74 (H)	*80	74
2-9-74 (A)	86	72
1-6-75 (A)	96	77
2-8-75 (H)	75	61
1-12-76 (H)	92	76
2-9-76 (A)	81	86
1-3-77 (H)	*64	59
3-7-77 (A)	72	54
1-30-78 (H)	90	73
2-27-78 (A)	78	67
1-22-79 (H)	73	64
2-19-79 (A)	90	74
12-17-80 (N)	95	69
1-26-80 (H)	56	49
1-3-81 (H)	76	66
1-31-81 (A)	**71	68
1-2-82 (A)	68	66
1-30-82 (H)	82	73
1-29-83 (A)	63	70
2-26-83 (H)	81	72
1-28-84 (H)	64	40
2-25-84 (A)	66	64
3-8-84 (SEC)	92	79
1-23-85 (A)	73	81
2-24-85 (H)	77	79
1-23-86 (H)	74	69
2-22-86 (A)	80	75
12-30-86 (LV)	65	69
2-25-87 (A)	71	79
GEORGIA TECH (50-13)		
2-23-24 (H)	33	27
2-6-25 (A)	18	16
1-16-26 (H)	25	24
1-22-27 (A)	16	48
2-11-28 (H)	31	35
1-16-29 (A)	19	33
2-8-30 (H)	39	19
2-9-31 (H)	38	34
2-16-31 (A)	35	16
2-11-33 (H)	45	22
2-10-34 (H)	49	25
2-9-35 (H)	57	30
2-28-37 (SEC)	40	30
2-19-40 (A)	39	44
1-20-41 (A)	47	37
2-17-41 (H)	60	41
1-20-42 (A)	63	53
2-16-42 (H)	57	51
1-19-43 (A)	38	36
2-15-43 (H)	58	31
1-22-45 (A)	64	58
2-3-45 (H)	51	32
1-21-46 (A)	68	43
1-28-46 (H)	54	26
1-20-47 (A)	70	47
2-22-47 (H)	83	46
3-1-47 (SEC)	75	53
1-19-48 (A)	71	56
2-21-48 (H)	78	54
3-6-48 (LV)	54	43
1-17-49 (H)	56	45
2-19-49 (H)	78	32
1-16-50 (A)	61	47
2-18-50 (H)	97	62
1-22-51 (A)	82	61
2-9-51 (H)	75	42
3-3-51 (SEC)	82	56
1-21-52 (A)	96	51
2-9-52 (H)	93	42
2-28-52 (SEC)	80	59
1-9-54 (H)	105	53
2-2-54 (LV)	99	48
1-8-55 (H)	58	59
1-31-55 (A)	59	65
1-7-56 (H)	104	51
1-30-56 (A)	84	62
1-5-57 (H)	95	72
1-28-57 (A)	76	65
1-4-58 (A)	76	60
1-27-58 (A)	52	71
1-3-59 (H)	72	62
1-26-59 (H)	94	70
1-2-60 (H)	54	62
1-25-60 (A)	44	65
1-7-61 (H)	89	79
1-30-61 (A)	60	62
1-6-62 (H)	89	70
1-29-62 (A)	71	62
1-5-63 (H)	**85	86
1-28-63 (A)	62	66
1-4-64 (A)	67	76
1-25-64 (H)	79	62
12-19-75 (UKIT)	66	64
G'TOWN (KY) (35-15)		
2-6-03 (H)	6	15
2-4-04 (A)	11	26
2-13-04 (H)	10	22
1-13-05 (H)	9	14
1-20-06 (A)	9	34
2-9-06 (H)	22	28
1-19-07 (H)	16	15
2-21-07 (A)	8	19
2-11-08 (A)	22	30
3-3-08 (H)	18	13
2-8-09 (H)	45	32
2-15-09 (A)	48	19
1-22-10 (H)	31	11
2-4-10 (A)	16	34
3-8-10 (H)	24	23
2-17-11 (A)	47	22
1-5-12 (H)	38	12
3-1-12 (A)	19	18
1-18-16 (A)	29	22
1-31-16 (H)	30	22
1-27-17 (A)	19	22
2-21-17 (H)	32	18
1-24-18 (H)	22	18
2-14-18 (A)	25	16
1-18-19 (H)	30	32
2-15-19 (A)	18	22
1-31-20 (H)	25	14
2-17-20 (A)	28	16
1-18-21 (H)	38	23
2-15-21 (A)	56	11
1-14-22 (H)	17	26
2-16-22 (A)	26	17
2-24-22 (SIA)	41	21
1-13-23 (A)	24	13
2-19-23 (H)	21	48
1-12-24 (A)	32	24
2-11-24 (H)	39	35
1-10-25 (H)	25	17
2-14-25 (A)	36	21
1-12-26 (A)	36	21
1-30-26 (H)	25	20
2-1-27 (A)	19	26
12-14-29 (H)	46	9
12-18-30 (H)	67	19
12-15-31 (H)	66	24
12-12-32 (H)	62	21
12-9-33 (H)	41	12
12-6-35 (H)	42	17
12-9-36 (H)	46	21
12-2-38 (H)	39	19
GEORGETOWN U. (0-2)		
2-11-22 (A)	23	28
3-31-84 (NCAA)	40	53
GREAT LAKES NAVY (0-2)		
3-14-42 (Lou)	47	58
3-6-43 (Lou)	39	53

THE RECORDS

SCORES VS. ALL OPPONENTS

Date	Ky.	Opp.
HARDIN-SIMMONS (1-0)		
12-1-65 (H)	83	55
HAWAII (1-0)		
11-27-85 (A)	98	65
HOLY CROSS (2-0)		
3-20-48 (NCAA)	60	52
12-16-48 (A)	51	48
HOUSTON (2-0)		
12-29-56 (SB)	111	76
1-22-84 (H)	74	67
IDAHO (2-0)		
12-9-46 (H)	65	35
12-17-55 (H)	91	35
ILLINOIS (11-4)		
1-5-25 (A)	**26**	**36**
3-20-42 (NCAA)	46	44
12-20-43 (A)	**41**	**43**
2-7-44 (H)	51	40
3-22-49 (NCAA)	76	47
3-24-51(NCAA)	76	74
12-22-56 (UKIT)	91	70
12-30-58 (L'ville)	76	75
12-21-60 (UKIT)	83	78
12-19-64 (UKIT)	**86**	**91**
12-8-65 (A)	86	68
12-5-66 (H)	**97**	**98**
12-11-82 (H)	76	57
12-24-84 (A)	56	54
3-24-84 (NCAA)	54	51
INDIANA (14-16)		
12-18-24 (H)	**18**	**20**
1-5-26 (A)	**23**	**34**
12-21-26 (H)	**19**	**38**
2-4-28 (A)	**29**	**48**
12-30-40 (SB)	**45**	**48**
12-23-42 (LV)	**52**	**58**
12-11-43 (LV)	66	41
12-16-44 (LV)	61	43
12-18-65 (UKIT)	91	56
12-13-69 (H)	109	92
12-12-70 (A)	*95	93
12-11-71 (LV)	**89	**90**
12-9-72 (A)	**58**	**64**
3-17-73 (NCAA)	**65**	**72**
12-8-73 (LV)	**68**	**77**
12-7-74 (A)	**74**	**98**
3-22-75 (NCAA)	92	90
12-15-75 (LV)	**68**	**77**
12-6-76 (A)	66	51
12-5-77 (H)	78	64
12-16-78 (A)	**67**	**68**
12-15-79 (H)	69	58
12-6-80 (A)	68	66
12-8-81 (H)	85	69
12-22-82 (A)	**59**	**62**
3-24-83 (NCAA)	64	59
12-3-83 (H)	59	54
12-8-84 (A)	**68**	**81**
12-7-85 (H)	63	58
12-6-86 (A)	**66**	**71**
INDIANA CENTRAL (4-0)		
11-28-46 (H)	78	36
11-29-47 (H)	80	41
11-29-48 (H)	74	38
12-3-49 (H)	94	61
IONA (3-0)		
12-23-77 (H)	104	65
12-2-79 (GAS)	57	50
12-19-86 (UKIT)	75	59
IOWA (3-2)		
3-17-56 (NCAA)	**77**	**89**
12-21-62 (UKIT)	94	69
12-4-64 (H)	85	77
12-4-72 (H)	**66**	**79**
12-14-73 (A)	88	80
IOWA STATE (1-0)		
12-9-64 (H)	100	74
INSTANBUL (1-0)		
8-10-66 (IUT)	82	36
JACKSONVILLE (1-1)		
3-14-70 (NCAA)	**100**	**106**
12-18-81 (UKIT)	107	91
KANSAS (16-2)		
12-16-50 (H)	68	39
12-14-59 (A)	*77	72
12-6-69 (H)	115	85
12-4-71 (A)	79	69
12-23-72 (H)	77	71
12-3-73 (A)	**63**	**71**
12-23-74 (LV)	100	63
12-13-75 (A)	54	48
12-11-76 (H)	90	63
12-10-77 (A)	73	66
12-9-78 (H)	*67	66
12-12-79 (A)	57	56
12-13-80 (H)	87	73
12-12-81 (A)	*77	74
12-29-82 (LV)	82	62
12-10-84 (A)	72	50
12-31-85 (LV)	92	89
12-14-85 (A)	**66**	**83**
KANSAS STATE (7-0)		
1-4-40 (H)	53	26
12-20-40 (H)	28	25
3-27-51 (NCAA)	68	58
12-23-61 (UKIT)	80	67
12-23-66 (UKIT)	83	79
12-6-71 (A)	71	64
3-16-76 (NIT)	81	78
KY. WESLEYAN (8-2-1)		
1-8-10 (A)	14	12
1-27-11 (A)	**19**	**21**
1-9-18 (H)	23	13
2-9-18 (A)	21	21
1-13-19 (H)	46	5
2-22-19 (H)	18	13
2-21-20 (H)	43	13
1-12-21 (H)	38	13
1-10-27 (A)	**25**	**31**
2-18-30 (H)	32	20
12-10-38 (H)	57	18
LAMAR (1-0)		
12-13-86 (H)	71	56
LA SALLE (3-0)		
12-22-53 (UKIT)	73	60
12-22-54 (UKIT)	63	54
12-2-78 (H)	109	77
LEXINGTON HIGH (1-1)		
1-9-09 (H)	29	9
1-13-11 (H)	**29**	**36**
LEXINGTON YMCA (2-5)		
2-19-03 (H)	11	10
1-16-07 (H)	**17**	**25**
3-1-07 (A)	**22**	**41**
1-10-08 (H)	**19**	**29**
2-15-08 (H)	**19**	**23**
2-16-12 (H)	32	20
1-24-13 (H)	**25**	**27**
LONG ISLAND U. (2-1)		
1-4-39 (MSG)	**34**	**52**
1-1-45 (MSG)	*62	52
3-17-47 (MSG)	63	62
LOUISIANA STATE (56-15)		
2-27-33 (SEC)	51	38
2-26-37 (SEC)	57	37
3-3-39 (SEC)	53	34
3-3-44 (SEC)	55	28
3-2-45 (SEC)	68	37
3-2-46 (SEC)	59	36
3-5-48 (SEC)	63	47
1-31-51 (A)	81	59
1-5-52 (H)	57	47
3-1-52 (SEC)	44	43
3-9-54 (N)	63	56
12-4-54 (H)	74	58
1-17-55 (A)	64	62
12-3-55 (A)	62	52
1-14-56 (H)	107	65
1-12-57 (A)	51	46
1-11-58 (H)	97	52
1-10-59 (A)	76	61
1-9-60 (H)	77	45
1-13-61 (A)	**59**	**73**
1-12-62 (H)	84	63
1-11-63 (A)	63	56
1-10-64 (H)	103	84
1-9-65 (A)	79	66
1-24-66 (H)	111	85
1-28-67 (H)	102	72
2-4-67 (A)	105	84
1-27-68 (A)	121	95
2-3-68 (H)	109	96
1-25-69 (A)	108	96
2-22-69 (H)	103	89
1-24-70 (H)	109	96
2-21-70 (A)	121	105
1-23-71 (A)	82	79
2-20-71 (H)	110	73
1-29-72 (H)	89	71
2-26-72 (A)	**71**	**88**
1-27-73 (A)	86	71
2-24-73 (H)	94	76
1-5-74 (A)	**84**	**95**
2-4-74 (H)	73	70
1-4-75 (H)	115	80
2-3-75 (A)	77	76
2-2-76 (H)	85	71
3-1-76 (A)	85	70
1-22-77 (H)	87	72
2-19-77 (A)	90	76
1-14-78 (H)	96	76
2-11-78 (A)	***94**	**95**
1-6-79 (H)	**89**	**93**
2-3-79 (A)	**61**	**70**
3-2-79 (SEC)	80	67
1-28-80 (H)	**60**	**65**
2-24-80 (A)	*76	74
3-1-80 (SEC)	**78**	**80**
1-19-81 (A)	**67**	**81**
3-1-81 (H)	73	71
1-25-82 (H)	76	65
2-27-82 (A)	**78**	**94**
1-5-83 (H)	52	50
3-5-83 (A)	**60**	**74**
1-7-84 (A)	96	80
3-3-84 (H)	90	68
1-31-85 (H)	53	43
3-2-85 (A)	**61**	**67**
1-29-86 (A)	54	52
3-1-86 (H)	68	57
3-7-86 (H-SEC)	61	58
3-22-86 (NCAA)	**57**	**59**
1-18-87 (H)	**41**	**76**
2-21-87 (A)	**52**	**65**
L'VILLE COLISEUM (1-1)		
2-8-08 (H)	29	28
2-22-08 (A)	**18**	**30**
LOUISVILLE (13-5)		
2-15-13 (H)	34	10
2-7-14 (H)	22	17
3-3-14 (A)	26	13
1-22-15 (H)	18	14
2-27-15 (A)	**15**	**26**
2-12-16 (H)	**22**	**28**
2-22-16 (A)	32	24
1-17-22 (A)	38	14
1-21-22 (H)	29	22
3-27-48 (N)	*91	57
3-20-51 (NCAA)	79	68
3-13-59 (NCAA)	**61**	**76**
3-26-83 (NCAA)	***68**	**80**
11-26-83 (H)	65	44
3-22-84 (NCAA)	72	67
12-15-84 (A)	**64**	**71**
12-28-85 (H)	69	64
12-27-86 (A)	85	51
LOUISVILLE YMCA (1-0)		
1-17-14 (H)	30	21
LOUISVILLE YMHA (1-0)		
1-31-14 (H)	59	12
LOYOLA (Chicago) (4-3)		
3-14-49 (NIT)	56	67
3-13-51 (H)	**97**	**61**
1-7-57 (H)	81	62
2-15-57 (A)	115	65
12-30-57 (H)	75	42
2-15-58 (A)	**56**	**57**
3-14-64 (NCAA)	**91**	**100**
LOYOLA (N.O.) (1-0)		
12-30-63 (SB)	86	64
MAINE (1-0)		
12-30-80 (H)	100	54
MARIETTA (2-2)		
2-13-13 (H)	42	16
2-28-14 (H)	19	17
3-3-16 (H)	**22**	**27**
3-4-16 (H)	**23**	**27**
MARQUETTE (7-4)		
2-14-38 (H)	35	33
2-4-39 (H)	37	31
2-3-40 (A)	51	45
3-11-55 (NCAA)	**71**	**79**
3-14-59 (NCAA)	98	69
3-11-61 (CHI)	**72**	**88**
3-15-68 (NCAA)	107	89
3-13-69 (NCAA)	**74**	**81**
3-20-71 (NCAA)	**74**	**91**
3-16-72 (NCAA)	85	69
3-15-75 (NCAA)	76	54
MARSHALL (6-0)		
1-21-14 (A)	46	6
1-27-22 (H)	34	12
12-27-30 (H)	42	26
12-30-31 (H)	46	16
12-17-32 (N)	57	23
12-14-33 (H)	48	26
MARYLAND (4-3)		
1-19-28 (A)	7	37
2-28-30 (SCT)	26	21
3-3-31 (SCT)	**27**	**29**
12-15-55 (A)	62	61
12-15-56 (H)	76	55
12-9-57 (A)	**62**	**71**
12-15-57 (H)	*58	56
MARYVILLE (5-0)		
1-16-15 (H)	37	17
2-4-15 (A)	23	22
2-26-16 (H)	36	25
1-22-20 (H)	27	16
12-13-40 (H)	53	14
MERCER (1-1)		
1-26-21 (SIAA)	49	24
2-25-22 (SIAA)	**22**	**35**
MEXICO U. (3-0)		
2-16-33 (H)	81	22
2-8-37 (H)	60	30
1-24-42 (H)	56	26
MEXICO YMCA (1-0)		
1-8-24 (H)	25	14
MIAMI (FL) (1-0)		
12-3-56 (H)	114	75
MIAMI (O) (17-4)		
1-12-06 (H)	**10**	**15**
2-17-06 (A)	**19**	**29**
1-19-12 (H)	31	14
2-27-13 (H)	24	16
3-8-19 (H)	**14**	**38**
12-20-27 (H)	**31**	**36**
12-21-28 (H)	*43	42
12-20-29 (H)	35	20
12-6-41 (H)	35	21
12-16-46 (H)	62	49
1-5-48 (A)	67	53
3-14-58 (NCAA)	94	70
1-2-61 (H)	70	58
12-2-61 (H)	93	61
12-2-68 (A)	86	77
3-15-69 (NCAA)	72	71
12-29-69 (H)	80	58
12-1-73 (H)	81	68
12-2-74 (A)	80	73
3-10-75 (H)	91	69
3-16-78 (NCAA)	91	69
MICHIGAN (4-1)		
12-20-24 (H)	**11**	**21**
3-12-66 (NCAA)	84	77
12-2-67 (A)	96	79
12-20-68 (UKIT)	112	104
12-5-70 (A)	104	93
MICHIGAN STATE (10-6)		
12-13-35 (A)	**26**	**32**
1-21-36 (H)	27	19
1-2-37 (H)	28	21
1-14-37 (A)	**23**	**24**
1-8-38 (A)	**37**	**42**
2-7-38 (H)	44	27
1-13-45 (H)	66	36
2-5-45 (A)	**50**	**66**
1-12-46 (H)	55	44
2-2-46 (H)	59	51
1-27-47 (H)	86	63
1-10-48 (A)	47	45
3-16-57 (NCAA)	**68**	**80**
12-13-71 (H)	**85**	**91**
12-2-72 (A)	75	66
3-18-78 (NCAA)	52	49
MIDDLE TENN. (0-1)		
3-4-82 (NCAA)	**44**	**50**
MINNESOTA (3-1)		
12-13-51 (A)	**57**	**61**
12-28-53 (H)	74	59
12-20-55 (UKIT)	72	65
12-21-57 (UKIT)	78	58
MISSISSIPPI (70-6)		
1-9-25 (H)	26	23
2-11-27 (H)	**17**	**37**
2-27-28 (SC)	**28**	**41**
2-22-29 (H)	35	30
2-23-29 (H)	32	24
2-23-33 (SEC)	49	31
3-2-39 (SEC)	49	30
2-10-41 (H)	60	41
2-27-41 (SEC)	62	52
2-27-42 (SEC)	59	32
2-3-49 (N)	75	45
2-16-49 (H)	85	31
2-4-50 (N)	61	55
2-15-50 (H)	90	50
2-3-51 (N)	86	39
1-2-52 (N)	116	58
2-6-52 (H)	81	61
2-13-54 (H)	88	62

THE RECORDS

SCORES VS. ALL OPPONENTS

Date	Ky.	Opp.
2-5-55 (N)	84	66
2-11-56 (H)	88	49
2-8-57 (N)	75	69
2-8-58 (H)	96	65
2-7-59 (N)	97	72
2-6-60 (H)	61	43
2-11-61 (N)	74	60
2-10-62 (H)	83	60
2-9-63 (N)	75	69
2-8-64 (H)	102	59
2-6-65 (H)	102	65
2-21-66 (A)	108	65
1-30-67 (H)	96	53
2-6-67 (A)	79	70
1-9-68 (A)	85	76
2-5-68 (H)	78	62
1-4-69 (A)	69	59
2-8-69 (H)	104	68
1-3-70 (H)	95	73
2-7-70 (A)	120	85
1-2-71 (A)	103	95
2-6-71 (A)	121	86
1-8-72 (H)	93	82
2-12-72 (A)	90	82
1-6-73 (A)	**58**	**61**
2-10-73 (H)	88	70
1-19-74 (H)	93	64
2-18-74 (A)	**60**	**61**
1-18-75 (A)	85	82
2-17-75 (H)	108	89
1-31-76 (H)	89	81
2-28-76 (A)	94	87
1-24-77 (H)	100	73
2-21-77 (A)	81	69
1-16-78 (H)	76	56
2-13-78 (A)	64	52
1-8-79 (H)	90	64
2-5-79 (A)	87	82
2-28-79 (SEC)	82	77
1-9-80 (A)	79	73
2-6-80 (H)	86	72
2-29-80 (SEC)	70	67
1-14-81 (H)	64	55
2-11-81 (A)	62	55
1-13-82 (A)	**65**	**67**
2-10-82 (H)	56	49
3-5-82 (H-SEC)	62	58
1-3-83 (H)	72	60
3-3-83 (A)	61	58
1-2-84 (A)	68	55
3-1-84 (H)	76	57
1-9-85 (A)	57	45
2-9-85 (H)	67	52
1-8-86 (H)	75	58
2-8-86 (A)	62	58
3-6-86 (H-SEC)	95	69
1-28-87 (A)	**65**	**76**
2-28-87 (H)	64	63

MISSISSIPPI STATE (63-11)

2-28-21 (SIAA)	28	13
1-26-22 (H)	28	21
1-14-24 (H)	**16**	**17**
2-27-25 (SC)	31	26
3-1-26 (SC)	**26**	**31**
2-1-29 (A)	25	23
2-2-29 (A)	32	14
1-24-30 (H)	43	17
1-25-30 (H)	20	14
2-28-33 (SEC)	46	27
2-28-36 (SEC)	41	39
2-13-39 (H)	39	28
2-13-40 (H)	45	37
2-27-43 (SEC)	52	43
1-4-50 (N)	87	55
3-2-50 (SEC)	56	46
2-2-51 (A)	80	60
3-1-51 (SEC)	92	70
2-11-52 (H)	110	66
2-15-54 (H)	81	49
2-7-55 (A)	61	56

Date	Ky.	Opp.
2-13-56 (H)	86	65
2-11-57 (A)	**81**	**89**
2-10-58 (H)	72	62
2-9-59 (A)	**58**	**66**
2-8-60 (H)	90	59
2-13-61 (A)	68	62
2-12-62 (H)	**44**	**49**
2-11-63 (A)	**52**	**56**
2-10-64 (H)	65	59
2-8-65 (H)	74	56
2-19-66 (A)	73	69
2-11-67 (H)	***72**	**77**
2-18-67 (A)	103	74
2-10-68 (A)	92	84
2-17-68 (H)	107	81
1-6-69 (A)	91	72
2-10-69 (H)	91	69
1-5-70 (H)	111	76
2-9-70 (A)	86	57
1-4-71 (A)	79	71
2-8-71 (H)	102	83
1-10-72 (H)	104	76
2-14-72 (A)	63	55
1-8-73 (A)	90	81
2-12-73 (A)	100	*87
2-2-74 (A)	82	70
3-4-74 (H)	108	69
2-1-75 (H)	112	79
3-8-75 (A)	118	80
1-5-76 (A)	**73**	**77**
3-8-76 (H)	94	*93
1-31-77 (A)	92	85
2-28-77 (H)	77	64
1-21-78 (A)	75	65
2-18-78 (H)	58	56
1-15-79 (A)	**61**	**63**
2-12-79 (H)	80	65
1-23-80 (A)	89	67
2-20-80 (H)	71	65
1-28-81 (H)	71	64
2-25-81 (A)	78	74
1-27-82 (A)	**51**	**56**
2-24-82 (H)	71	54
1-10-83 (A)	59	53
2-8-83 (H)	88	67
1-11-84 (H)	51	42
2-6-84 (A)	77	58
1-16-85 (H)	58	57
2-16-85 (A)	**69**	**82**
1-15-86 (A)	64	52
2-15-86 (H)	88	62
1-12-87 (A)	57	49
1-31-87 (H)	50	36

MISSOURI (2-0)

12-31-60 (H)	81	69
12-17-71 (UKIT)	83	72

MOORES HILL (1-0)

2-14-06 (A)	32	11

MOREHEAD (1-0)

3-17-61 (NCAA)	71	64

NAVAL ACADEMY (3-1)

1-18-29 (A)	**26**	**32**
12-29-58 (H)	82	69
12-19-69 (UKIT)	73	59
1-25-87 (H)	80	69

NEBRASKA (2-1)

12-18-40 (A)	**39**	**40**
12-16-41 (H)	42	27
12-15-72 (UKIT)	85	60

NEVADA-LAS VEGAS (3-0)

3-4-78 (H)	92	70
2-17-80 (A)	74	69
3-16-85 (NCAA)	64	61

NEW ALBANY YMCA (0-1)

2-12-06 (A)	**12**	**29**

NEW YORK UNIV. (0-2)

1-5-35 (MSG)	**22**	**23**
1-8-36 (MSG)	**28**	**41**

NIAGARA (1-0)

3-13-76 (NIT)	67	61

NORTH CAROLINA (6-13)

2-29-24 (SIAA)	**20**	**41**
1-4-29 (H)	**15**	**25**
2-27-32 (SC)	**42**	**43**
1-9-50 (H)	83	44
12-18-59 (UKIT)	76	70
12-13-60 (N)	70	65
12-17-62 (H)	**66**	**68**
12-9-63 (H)	100	80
12-7-64 (N)	**67**	**82**
12-13-66 (H)	**55**	**64**
12-12-67 (N)	**77**	**84**
12-7-68 (H)	**77**	**87**
12-8-69 (N)	94	87
12-11-72 (LV)	**70**	**78**
12-10-73 (N)	**84**	**101**
12-9-74 (LV)	90	78
12-8-75 (N)	**77**	**90**
3-19-77 (NCAA)	**72**	**79**
12-26-81 (N)	**69**	**82**

N.C.-CHARLOTTE (1-0)

3-21-76 (NIT)	71	67

N. CAROLINA STATE (3-1)

2-27-31 (SCT)	33	28
3-19-47 (NIT)	60	42
1-5-85 (H)	78	62
2-28-86 (A)	**51**	**54**

NORTHWESTERN (7-1)

12-15-62 (H)	71	60
12-7-63 (A)	95	63
12-11-65 (H)	86	75
12-10-66 (A)	118	116
12-1-70 (A)	115	100
12-1-71 (H)	94	85
11-30-74 (H)	97	70
12-1-75 (A)	**77**	**89**

N-WESTERN (LA) ST. (1-0)

12-22-85 (H)	77	58

NOTRE DAME (30-15)

1-12-29 (A)	19	16
2-10-36 (A)	**20**	**41**
1-5-37 (LV)	**28**	**41**
1-15-38 (A)	**39**	**47**
1-14-39 (LV)	**39**	**42**
1-13-40 (A)	**47**	**52**
1-4-41 (LV)	**47**	**48**
2-7-42 (A)	**43**	**46**
1-23-43 (LV)	60	55
1-8-44 (LV)	55	54
1-27-45 (LV)	***58**	**59**
1-26-46 (A)	**47**	**56**
2-1-47 (LV)	60	30
2-2-48 (A)	**55**	**64**
1-29-49 (LV)	62	38
1-23-50 (A)	**51**	**64**
1-15-51 (H)	69	44
2-2-52 (N)	71	66
3-15-58 (NCAA)	89	56
2-14-59 (N)	71	52
2-13-60 (H)	68	65
12-7-60 (LV)	68	62
12-30-61 (LV)	100	53
12-29-62 (LV)	78	70
12-28-63 (LV)	101	81
12-29-64 (LV)	**97**	**111**

Date	Ky.	Opp.
12-29-65 (LV)	103	69
12-31-66 (LV)	96	85
12-30-67 (LV)	81	73
12-28-68 (LV)	110	90
12-27-69 (LV)	102	100
3-12-70 (NCAA)	109	99
12-29-70 (LV)	**92**	**99**
12-28-71 (LV)	83	67
12-30-72 (LV)	65	63
12-29-73 (LV)	**79**	**94**
12-28-74 (LV)	113	96
12-30-75 (LV)	79	77
12-30-76 (LV)	102	78
12-31-77 (LV)	73	68
12-30-78 (LV)	81	76
12-29-79 (LV)	86	80
12-27-80 (LV)	**61**	**67**
12-29-81 (LV)	*34	28
12-1-82 (A)	58	45

OGLETHORPE (1-0)

12-13-34 (H)	81	12

OHIO STATE (8-8)

1-2-33 (H)	**30**	**46**
12-27-39 (SB)	36	30
12-13-41 (A)	**41**	**43**
1-2-43 (H)	**40**	**45**
12-13-43 (A)	40	28
12-23-44 (H)	*53	48
3-20-45 (NCAA)	**37**	**45**
12-4-57 (A)	61	54
12-19-58 (UKIT)	95	76
12-28-59 (H)	96	93
3-18-61 (NCAA)	**74**	**87**
3-17-62 (NCAA)	**64**	**74**
3-16-68 (NCAA)	**81**	**82**
12-3-80 (H)	70	64
12-5-81 (A)	78	62
3-13-87 (NCAA)	**77**	**91**

OHIO UNIVERSITY (8-1)

2-26-44 (H)	51	35
1-16-45 (H)	59	46
2-19-45 (A)	61	38
1-5-46 (H)	57	48
2-19-46 (A)	60	52
1-4-47 (H)	46	36
1-12-48 (A)	79	57
3-13-64 (NCAA)	**69**	**85**
3-19-82 (NCAA)	57	40

OHIO WESLEYAN (0-1)

2-9-11 (A)	**19**	**37**

OKLAHOMA STATE (3-1)

3-26-44 (NIT)	45	29
12-30-46 (SB)	**31**	**37**
3-26-49 (NCAA)	46	36
12-21-74 (UKIT)	90	65

OKLAHOMA (2-0)

12-21-46 (H)	43	33
3-1-87 (H)	75	74

OREGON (1-0)

12-16-72 (UKIT)	95	68

OREGON STATE (3-0)

12-22-66 (UKIT)	96	76
12-22-70 (H)	84	78
12-20-75 (UKIT)	82	74

OTTERBEIN (0-1)

2-10-11 (A)	**27**	**41**

PENNSYLVANIA (2-0)

12-9-67 (H)	64	49
12-14-68 (A)	102	78

Date	Ky.	Opp.
PENN STATE (2-0)		
3-21-52 (NCAA)	82	54
3-12-55 (NCAA)	84	59
PEPPERDINE (1-0)		
12-21-85 (UKIT)	88	56
PHILLIPS OILERS (0-1)		
3-31-48 (Oly T.)	**49**	**53**
PITTSBURGH (4-0)		
12-23-35 (H)	35	17
3-29-37 (SB)	40	29
3-15-57 (NCAA)	98	92
3-5-60 (H)	73	66
PORTLAND STATE (1-0)		
12-16-77 (UKIT)	114	88
PRINCETON (2-1)		
1-31-26 (H)	**26**	**30**
12-18-71 (UKIT)	96	82
3-12-77 (NCAA)	72	59
PROVIDENCE (1-0)		
3-18-76 (NIT)	79	78
PURDUE (4-2)		
12-25-49 (A)	60	54
12-9-50 (H)	70	52
12-19-70 (UKIT)	**83**	**89**
12-22-79 (UKIT)	61	60
12-28-84 (LV)	86	67
12-1-84 (A)	**56**	**66**
RHODE ISLAND (1-0)		
3-20-46 (NIT)	46	45
ROSE POLYTECHNIC (1-1)		
2-10-10 (A)	**11**	**52**
1-30-17 (H)	33	12
SALONIKA U. (1-0)		
8-6-66 (IUT)	91	60
SEATTLE (1-0)		
3-22-58 (NCAA)	84	72
SETON HALL (1-0)		
12-19-81 (UKIT)	98	72
SEWANEE (6-0)		
2-23-23 (H)	30	14
1-15-24 (H)	50	15
3-1-30 (SCT)	44	22
1-15-32 (A)	30	20
1-12-34 (A)	55	16
2-15-34 (H)	60	15
SOUTH CAROLINA (8-1)		
2-24-28 (SC)	56	40
1-10-33 (H)	44	36
2-2-33 (A)	**38**	**44**
12-22-41 (H)	64	25
12-23-67 (UKIT)	76	66
12-13-76 (A)	98	67
12-12-77 (H)	84	65
2-25-79 (A)	79	74
2-10-79 (H)	125	81
SOUTHERN CAL (0-2)		
12-5-59 (A)	**73**	**87**
12-4-61 (H)	**77**	**79**
SOUTHERN METH. (3-2)		
12-21-56 (UKIT)	73	67
12-16-57 (A)	**64**	**65**
12-11-58 (H)	72	60
11-26-76 (H)	110	86
12-4-84 (H)	**54**	**56**

THE RECORDS

SCORES VS. ALL OPPONENTS

Date	Ky.	Opp.
ST. ANDREWS (1-1)		
1-30-15 (H)	35	15
2-26-15 (A)	**25**	**50**
ST. JOHN'S (9-4)		
12-30-43 (A)	44	38
3-22-44 (NIT)	**45**	**48**
12-29-45 (A)	73	59
12-21-46 (N)	70	50
12-23-47 (A)	52	40
12-18-48 (A)	57	30
12-15-49 (A)	**58**	**69**
12-23-50 (A)	43	37
3-22-51 (NCAA)	59	43
12-17-51 (H)	81	40
3-22-52 (NCAA)	**57**	**64**
12-17-77 (UKIT)	102	72
3-22-85 (NCAA)	**70**	**86**
ST. JOSEPH'S (1-0)		
1-6-39 (A)	41	30
ST. LOUIS (7-9)		
12-30-48 (SB)	**40**	**42**
12-29-50 (SB)	**42**	***43**
12-29-51 (SB)	**60**	**61**
12-18-53 (A)	71	59
12-30-54 (H)	82	65
12-28-55 (A)	101	80
1-10-56 (H)	**70**	**71**
12-14-57 (A)	73	60
12-13-58 (H)	76	57
12-12-59 (A)	**61**	**73**
12-22-60 (UKIT)	**72**	***74**
12-11-61 (H)	86	77
12-31-62 (A)	**63**	**87**
3-2-63 (H)	**60**	**67**
12-22-64 (A)	**75**	**80**
1-3-66 (H)	80	70
STANFORD (1-0)		
12-22-73 (UKIT)	78	77
SYRACUSE (4-0)		
12-30-50 (SB)	69	59
12-12-64 (H)	110	77
3-29-75 (NCAA)	95	79
12-23-78 (UKIT)	94	87
TEMPLE (14-4)		
12-30-44 (A)	45	44
1-1-46 (A)	**45**	**53**
3-9-46 (LV)	54	43
3-8-47 (LV)	68	29
12-20-47 (A)	**59**	**60**
12-24-48 (LV)	58	38
12-5-53 (H)	86	59
12-18-54 (H)	79	61
1-1-55 (A)	101	69
12-10-55 (H)	**61**	**73**
12-8-56 (A)	73	58
12-7-57 (H)	85	***83**
3-21-58 (NCAA)	61	60
12-6-58 (A)	76	71
12-20-59 (LV)	97	92
12-17-60 (A)	**58**	**66**
12-18-61 (H)	78	55
12-8-62 (A)	56	52
TENNESSEE (107-54)		
2-16-10 (H)	20	5
2-7-12 (H)	27	15
2-11-14 (H)	20	14
2-12-14 (H)	20	18
2-5-15 (A)	**21**	**36**
2-6-15 (A)	**22**	**27**
2-17-15 (H)	22	13
2-18-15 (H)	20	18
2-23-16 (H)	**17**	**28**
2-9-17 (H)	**20**	**23**
2-10-17 (H)	**19**	**22**
3-2-17 (A)	**26**	**27**
4-3-17 (A)	**10**	**30**
2-17-18 (A)	33	26
2-8-18 (H)	40	12
3-1-18 (A)	29	18
3-2-18 (A)	32	20
2-7-19 (A)	**22**	**40**
2-28-19 (H)	30	14
2-5-20 (H)	**24**	**29**
2-7-20 (H)	**26**	**27**
2-27-20 (A)	**25**	**28**
2-28-20 (A)	36	25
1-20-23 (A)	**26**	**30**
2-10-23 (H)	**23**	**28**
1-18-24 (A)	**13**	**20**
2-9-25 (A)	35	22
2-18-25 (H)	26	21
2-12-26 (A)	51	17
2-18-26 (H)	27	21
1-21-27 (A)	**14**	**19**
2-19-27 (H)	**21**	**30**
1-28-28 (H)	48	18
2-9-28 (A)	43	16
1-17-29 (A)	35	29
1-19-29 (H)	27	22
1-18-30 (H)	23	20
1-31-30 (A)	**26**	**29**
1-10-31 (H)	31	23
1-31-31 (A)	36	*32
1-16-32 (A)	29	28
2-13-32 (H)	41	27
1-14-33 (A)	42	21
1-28-33 (H)	44	23
1-13-34 (A)	44	23
1-27-34 (H)	53	26
1-26-35 (H)	48	21
2-16-35 (A)	38	36
1-25-36 (H)	40	31
2-15-36 (A)	**28**	**39**
3-1-36 (SEC)	**28**	**39**
1-23-37 (H)	43	26
2-13-37 (A)	**24**	**26**
3-1-37 (SEC)	39	25
1-22-38 (H)	52	27
2-26-38 (A)	29	26
1-21-39 (H)	**29**	**30**
2-18-39 (A)	36	**34**
3-4-39 (SEC)	46	38
1-20-40 (H)	35	26
2-17-40 (A)	**23**	**27**
3-1-40 (SEC)	30	29
1-18-41 (A)	**22**	**32**
2-15-41 (H)	37	28
3-2-41 (SEC)	**33**	**36**
1-17-42 (A)	**40**	**46**
2-14-42 (A)	36	33
1-16-43 (A)	30	28
2-13-43 (H)	53	29
2-28-43 (SEC)	**30**	**33**
1-20-45 (A)	**34**	**35**
2-17-45 (H)	40	34
3-3-45 (SEC)	39	35
1-19-46 (A)	50	32
2-16-46 (H)	54	34
1-18-47 (A)	54	39
2-15-47 (H)	61	46
1-17-48 (A)	65	54
2-14-48 (H)	69	42
3-6-48 (SEC)	70	47
1-15-49 (A)	66	51
2-8-49 (H)	71	56
3-5-49 (SEC)	83	44
1-14-50 (A)	**53**	**66**
2-11-50 (H)	79	52
3-4-50 (SEC)	95	58
1-20-51 (A)	70	45
2-17-51 (H)	86	61
1-19-52 (A)	65	56
2-16-52 (H)	95	40
3-1-52 (SEC)	81	66
1-23-54 (A)	97	71
2-18-54 (H)	90	63
1-22-55 (A)	84	66
3-5-55 (H)	104	61
1-21-56 (A)	95	68
3-3-56 (H)	101	77
1-19-57 (A)	97	72
3-2-57 (H)	93	75
1-18-58 (H)	77	68
3-1-58 (H)	77	66
1-17-59 (H)	79	58
2-28-59 (A)	69	56
1-16-60 (A)	78	68
2-27-60 (H)	**63**	**65**
1-21-61 (H)	83	54
3-4-61 (A)	68	61
12-22-61 (UKIT)	96	69
1-15-62 (A)	95	82
3-10-62 (H)	90	59
1-19-63 (N)	**69**	***78**
3-2-63 (A)	**55**	**63**
1-18-64 (H)	66	57
2-29-64 (A)	42	38
1-16-65 (A)	**58**	**77**
2-27-65 (H)	61	60
2-26-66 (H)	78	64
3-5-66 (A)	**62**	**69**
1-23-67 (H)	**50**	****52**
2-13-67 (A)	**57**	**76**
1-22-68 (A)	**59**	**87**
2-12-68 (H)	60	59
1-18-69 (A)	69	66
3-8-69 (H)	84	69
1-17-70 (H)	68	52
3-7-70 (A)	86	69
1-16-71 (A)	**71**	**75**
3-6-71 (H)	84	78
1-22-72 (H)	72	70
3-9-72 (A)	67	66
1-20-73 (A)	**64**	**55**
3-8-73 (H)	86	81
1-14-74 (A)	**54**	**67**
2-16-74 (H)	61	58
1-13-75 (H)	88	82
2-15-75 (A)	**98**	**103**
1-10-76 (H)	**88**	***90**
2-7-76 (A)	**85**	**92**
1-12-77 (H)	**67**	**71**
3-5-77 (A)	**79**	**81**
2-15-78 (H)	90	77
2-25-78 (A)	68	57
1-20-79 (H)	**55**	**66**
2-17-79 (A)	**84**	**101**
3-3-79 (SEC)	**69**	**75**
1-5-80 (A)	**47**	**49**
2-2-80 (H)	83	75
1-10-81 (H)	48	47
2-7-81 (A)	**71**	**87**
1-9-82 (A)	**66**	**70**
2-6-82 (H)	77	67
1-31-83 (A)	**63**	**65**
2-27-83 (H)	69	61
1-30-84 (H)	93	74
2-27-84 (A)	**58**	**63**
1-27-85 (A)	**65**	**81**
2-28-85 (H)	92	67
1-25-86 (H)	74	57
2-27-86 (A)	62	60
1-10-87 (A)	**68**	**75**
2-11-87 (H)	91	*84
TEXAS A&M (2-1)		
12-30-41 (H)	49	29
12-14-46 (H)	83	18
12-22-78 (UKIT)	**69**	**73**
TEXAS CHRISTIAN (1-0)		
12-2-76 (H)	103	53
TEXAS TECH (3-0)		
12-2-63 (H)	107	91
12-22-65 (A)	89	73
12-2-86 (H)	66	60
TEXAS-EL PASO (0-1)		
3-19-66 (NCAA)	65	72
TOLEDO (1-0)		
11-27-84 (H)	63	54
TRANSYLVANIA (KU) (7-7)		
2-20-03 (H)	**2**	**42**
2-11-04 (A)	**5**	**12**
12-26-04 (A)	**12**	**14**
1-27-05 (H)	30	29
2-4-05 (H)	**1**	**22**
2-22-05 (H)	**23**	**33**
1-11-06	W	(N/A)
2-15-07 (H)	16	14
3-7-07 (A)	**5**	**19**
1-21-08 (H)	20	15
2-4-08 (H)	20	15
1-20-11 (H)	**18**	**23**
2-28-11 (A)	22	19
3-3-11 (H)	30	24
TUFTS (1-0)		
3-21-45 (NAA)	66	56
TULANE (38-5)		
2-25-21 (SIAA)	50	28
2-12-25 (A)	29	22
2-3-29 (A)	**22**	**34**
3-1-29 (SC)	29	15
2-26-32 (N)	50	30
12-20-32 (H)	53	17
12-21-32 (H)	42	11
12-21-33 (A)	32	22
12-22-33 (A)	42	29
12-20-34 (A)	38	9
12-21-34 (A)	52	12
1-18-35 (H)	63	22
1-19-35 (H)	55	12
1-17-36 (H)	49	24
1-18-36 (H)	39	21
2-3-37 (A)	**28**	**35**
2-4-37 (A)	28	25
3-3-38 (SEC)	**34**	**36**
2-28-41 (SEC)	59	30
2-25-43 (SEC)	48	31
3-4-44 (SEC)	62	46
11-30-46 (A)	64	35
3-1-47 (SEC)	55	38
12-22-48 (A)	51	47
12-29-48 (A)	78	47
3-5-49 (SEC)	68	52
1-29-51 (A)	104	68
2-4-52 (H)	103	54
2-29-52 (SEC)	85	61
1-16-54 (H)	94	43
1-15-55 (A)	58	44
1-12-56 (H)	85	63
1-14-57 (A)	**60**	**68**
1-13-58 (H)	86	50
1-12-59 (A)	85	68
1-11-60 (H)	68	42
1-14-61 (A)	**70**	**72**
3-5-62 (H)	97	72
1-12-63 (A)	81	72
1-11-64 (H)	105	63
1-11-65 (A)	102	72
3-7-66 (H)	103	74
12-18-82 (UKIT)	80	61
TULSA (3-0)		
12-5-47 (H)	72	18
1-26-47 (H)	71	22
12-10-48 (H)	81	27
UCLA (3-1)		
12-26-51 (H)	84	53
12-4-59 (A)	68	66
2-17-61 (H)	77	76
3-3-75 (NCAA)	**85**	**92**
UTAH (2-2)		
3-20-44 (NIT)	46	38
3-24-47 (NIT)	**45**	**49**
12-21-54 (UKIT)	70	65
12-18-76 (UKIT)	**68**	**70**
UTAH STATE (1-0)		
12-23-57 (H)	92	64
VANDERBILT (98-29)		
2-22-12 (H)	28	17
2-23-12 (H)	22	18
2-19-13 (H)	**17**	**24**
2-20-13 (H)	42	29
2-12-15 (H)	**34**	**39**
3-13-15 (H)	36	24
2-4-16 (H)	**25**	**39**
2-5-16 (H)	**20**	**23**
2-14-19 (H)	**26**	**36**
2-22-21 (H)	39	18
1-18-22 (A)	**12**	**22**
1-1-24 (H)	33	13
2-20-26 (H)	30	20
1-15-27 (H)	**32**	**48**
1-14-28 (H)	43	23
2-8-28 (A)	54	29
1-21-31 (A)	42	37
2-20-31 (H)	43	23
2-10-32 (A)	61	37
2-20-32 (H)	**31**	**32**
1-31-33 (A)	40	29
2-133 (H)	45	28
2-3-34 (A)	48	26
2-17-34 (H)	47	27
2-2-35 (A)	58	22
3-2-35 (H)	53	19
2-1-36 (A)	**23**	**32**
2-24-36 (H)	61	41
1-30-37 (A)	41	26
2-20-37 (H)	51	19
1-29-38 (A)	42	19
2-21-38 (H)	48	24
1-30-39 (A)	51	37
2-25-39 (H)	52	27
1-29-40 (A)	**32**	**40**
2-24-40 (H)	43	38
2-29-40 (SEC)	44	31
2-1-41 (A)	51	50
2-24-41 (H)	58	31
1-26-43 (H)	39	38
2-1-43 (A)	54	43
2-4-46 (A)	59	37
2-9-46 (N)	64	31
1-13-47 (A)	82	30
2-21-47 (A)	84	41
2-27-47 (SEC)	98	29
2-9-48 (A)	82	51
2-20-48 (A)	79	43
1-31-49 (A)	72	50
2-26-49 (H)	70	37
1-30-50 (A)	58	54
2-25-50 (H)	70	66
1-27-51 (A)	74	49
2-24-51 (H)	89	57
3-3-51 (SEC)	**57**	**61**
1-28-52 (A)	88	51
2-21-52 (H)	75	45
1-30-54 (A)	85	63
2-22-54 (H)	100	64
1-29-55 (A)	75	71
2-21-55 (H)	77	59
1-28-56 (A)	**73**	**81**
2-20-56 (H)	76	55
1-26-57 (A)	91	83
2-18-57 (H)	80	65
1-6-58 (A)	86	81
2-17-58 (H)	65	61
1-6-59 (A)	**66**	**75**
2-18-59 (H)	83	71
1-5-60 (A)	76	59
2-16-60 (H)	68	60
1-9-61 (A)	**62**	**64**
2-21-61 (H)	60	59
3-9-61 (SEC)	88	67

THE RECORDS

SCORES VS. ALL OPPONENTS

Date	Ky.	Opp.
1-8-62 (A)	77	68
2-19-62 (H)	87	80
1-7-63 (A)	106	82
2-18-63 (H)	**67**	**69**
1-6-64 (A)	**83**	**85**
2-17-64(H)	104	73
1-5-65 (H)	**79**	**97**
2-16-65 (A)	**90**	**91**
1-15-66 (H)	96	83
2-2-66 (A)	105	90
1-5-67 (H)	***89**	**91**
3-4-67 (A)	**94**	**110**
1-6-68 (A)	94	78
3-2-68 (H)	85	80
2-1-69 (H)	103	89
3-1-69 (A)	**99**	**101**
1-31-70 (A)	**81**	**89**
2-28-70 (H)	90	86
1-30-71 (H)	102	92
2-27-71 (A)	119	90
1-24-72 (H)	106	80
2-5-72 (A)	*85	80
1-22-73 (A)	**75**	**76**
2-3-73 (H)	**76**	**83**
1-28-74 (H)	**65**	**82**
3-2-74 (A)	**69**	**71**
1-27-75 (A)	91	90
3-1-75 (H)	109	84
1-17-76 (H)	77	76
2-14-76 (A)	**65**	**69**
1-8-77 (A)	64	62
2-5-77 (H)	113	73
1-2-78 (H)	72	59
3-6-78 (A)	78	68
2-7-79 (A)	**58**	**68**
2-23-79 (H)	96	70
1-19-80 (H)	106	90
2-15-80 (A)	91	73
1-24-81 (A)	78	64
2-21-81 (H)	80	48
3-5-81 (SEC)	**55**	**60**
1-23-82 (H)	67	58
2-20-82 (A)	73	69
1-22-83 (A)	82	77
2-19-83 (H)	82	63
1-20-84 (H)	67	46
2-19-84 (A)	58	54
1-7-85 (H)	75	58
2-7-85 (A)	68	62
1-4-86 (A)	80	71
2-5-86 (H)	73	65
1-21-87 (A)	71	65
2-18-87 (H)	65	54

VERNON COLLEGE (1-0)

2-13-06 (A)	34	14

VILLANOVA (3-0)

3-21-49 (NCAA)	85	72
12-29-49 (SB)	*57	56
12-4-82 (H)	93	79

VIRGINIA (6-2)

1-22-14 (A)	**23**	**39**
2-13-22 (A)	**30**	**32**
2-14-24 (H)	29	16
1-16-28 (A)	31	28
1-2-62 (H)	93	73
11-30-63 (H)	75	64
12-4-65 (A)	99	73
12-3-66 (H)	104	84

VIRGINIA TECH (2-1)

2-19-24 (H)	36	14
2-28-56 (SB)	56	55
12-1-62 (H)	**77**	**80**

VMI (4-2)

12-24-14 (A)	**18**	**32**
2-9-22 (A)	**32**	**37**
2-26-26 (SC)	38	25
12-1-60 (H)	72	56
3-17-77 (NCAA)	93	78
12-30-85 (LV)	93	55

WABASH (1-1)

1-6-25 (A)	**11**	**57**
12-28-46 (H)	96	24

WAKE FOREST (2-0)

12-14-53 (H)	101	69
12-21-63 (UKIT)	98	75

WARSAW UNIV. (2-0)

8-3-66 (IUT)	67	58
8-11-66 (IUT)	87	57

WASHINGTON UNIV. (2-0)

12-19-42 (H)	45	38
2-7-48 (N)	69	39

WASH., UNIV. OF (1-0)

3-14-85 (NCAA)	66	58

WASH. & LEE (12-1)

2-8-22 (A)	21	20
12-30-25 (H)	28	22
2-5-26 (H)	44	34
2-4-27 (H)	**34**	**36**
2-3-28 (H)	34	28
2-8-29 (H)	31	30
2-22-30 (H)	*28	26
2-6-31 (H)	23	18
1-30-32 (H)	48	28
12-21-38 (H)	67	47
1-2-42 (H)	62	32
12-8-51 (H)	96	46
12-1-56 (H)	94	66

WASHINGTON ST. (1-0)

12-20-74 (UKIT)	97	75

WAYNE (1-0)

3-16-56 (NCAA)	84	64

WESTERN KY. (1-1)

3-18-71 (NCAA)	**83**	**107**
3-16-86 (NCAA)	71	64

WESTERN ONTARIO (4-0)

12-7-45 (H)	51	42
12-8-45 (H)	71	28
1-3-48 (H)	98	41
12-10-49 (H)	90	18

WEST TEXAS ST. (2-0)

12-1-50 (H)	73	43
12-4-78 (H)	121	67

WEST VIRGINIA (10-4)

2-2-24 (H)	24	21
2-2-25 (H)	29	19
2-7-27 (H)	**26**	**44**
1-8-40 (H)	47	38
12-12-40 (H)	46	34
1-11-41 (A)	**43**	**56**
3-18-46 (NIT)	59	51
12-20-57 (UKIT)	**70**	**77**
12-20-58 (UKIT)	97	91
12-19-59 (UKIT)	**70**	**79**
12-22-62 (UKIT)	79	75
12-18-64 (UKIT)	102	78
12-1-69 (H)	106	87
12-7-70 (A)	106	100

WISCONSIN (2-1)

1-20-63 (UKIT)	108	85
12-31-68 (N)	**65**	**69**
12-27-76 (H)	72	64

WRIGHT FIELD (1-0)

1-15-44 (H)	61	28

WYOMING (2-0)

12-26-44 (N)	50	46
12-16-83 (UKIT)	66	40

XAVIER (37-2)

2-5-35 (A)	40	27
3-7-35 (H)	46	29
1-14-36 (A)	36	32
2-18-36 (H)	49	40
12-15-36 (A)	34	28
2-22-37 (H)	23	15
2-5-38 (A)	**32**	**39**
2-17-38 (H)	45	29
2-8-39 (A)	41	31
2-21-39 (H)	43	23
1-6-40 (A)	42	41
2-12-40 (H)	37	29
1-9-41(A)	48	43
1-25-41(H)	**44**	**49**
1-10-42(A)	40	39
2-21-42(H)	44	36
1-9-43 (A)	43	38
2-8-43(H)	48	36
1-14-46(A)	62	36
2-23-46(H)	83	40
1-25-47(H)	71	34
2-19-47(A)	58	31
12-17-47(H)	79	37
2-28-48(A)	59	37
2-12-49(H)	96	50
2-24-49(A)	51	40
1-26-50(A)	58	47
2-23-50(H)	58	53
12-12-50 (A)	67	56
2-13-51 (H)	78	51
12-10-51 (A)	97	72
1-7-52 (H)	83	50
12-12-53 (A)	81	66
1-4-54 (H)	77	71
12-11-54 (A)	73	69
2-14-55 (H)	66	55
1-26-63 (H)	90	76
12-6-67 (H)	111	76
11-30-68 (H)	115	77

YALE (1-0)

12-27-61 (H)	79	58



THE RECORDS

ALL-TIME RECORDS 1903-87

(84 Seasons Won 1,426, Lost 451, Tied 1)
HOME: Won 786, Lost 121 AWAY: 384-238-1 NEUTRAL: 256-92

(Losses in Bold Face)

1903 — Won 1, Lost 2.

COACH: Unnamed
STARTERS: (A.C. Bush, B.W. Bush, Houlihan, Smith and Carter)

Date	Team	Site	Ky.	Opp.
Feb. 6	**Georgetown**	**(H)**	**6**	**15**
Feb. 18	Lexington YMCA	(H)	11	10
Feb. 20	**Kentucky U.**	**(H)**	**22**	**42**
			19	67

1904 — Won 1, Lost 4.

COACH: Leander E. Andrus, Mgr.
CAPTAIN: St. John (Guyn, Arnett, St. John, Wurtele, Coons)

Date	Team	Site	Ky.	Opp.
Feb. 4	**Georgetown**	**(A)**	**11**	**26**
Feb. 11	**Kentucky U.***	**(A)**	**5**	**12**
Feb. 13	**Georgetown**	**(H)**	**10**	**22**
Feb. 26	**Kentucky U.**	**(A)**	**12**	**14**
Mar. 4	Cincinnati	(H)	25	21
			63	95

*Kentucky University (Transylvania) and Georgetown game at UK was called off because of failure to agree on a referee. State College (University of Kentucky) team was present and agreed to play. The offer was accepted and KU won 12-5.

1905 — Won 1, Lost 4.

COACH:
CAPTAIN: J.M. Coons

Date	Team	Site	Ky.	Opp.
Jan. 13	**Georgetown**	**(H)**	**9**	**14**
Jan. 21	**Cincinnati YMCA**	**(H)**	**22**	**43**
Jan. 27	Kentucky U.	(H)	30	29
Feb. 4	**Kentucky U.**	**(H)**	**1**	**22**
Feb. 22	**Kentucky U.**	**(H)**	**23**	**33**
			85	141

1906 — Won 5, Lost 9.

COACH: W.B. Wendt (Mgr.)
CAPTAIN: D.P. Branson (Baer, Donan, Barbee, Wilson, Herman)

Date	Team	Site	Ky.	Opp.
Jan. 11	Lexington YMCA*	(H)		
Jan. 12	Miami (Ohio)	(H)	10	15
Jan. 19	**Central U.**	**(H)**	**15**	**14**
Jan. 20	**Georgetown**	**(A)**	**9**	**34**
Jan. 26	Central U.	(A)	17	15
Jan. 27	**Cincinnati YMCA**	**(H)**	**16**	**29**
Feb. 3	**Christ Church, Cin.**	**(H)**	**24**	**38**
Feb. 9	**Georgetown**	**(H)**	**22**	**28**
Feb. 12	**New Albany YMCA**	**(A)**	**12**	**29**
Feb. 13	Vernon College	(A)	34	14
Feb. 14	Moores Hill	(A)	32	11
Feb. 15	**Christ Church, Cin.**	**(A)**	**17**	**54**
Feb. 16	**Cincinnati YMCA**	**(A)**	**9**	**38**
Feb. 17	**Miami (Ohio)**	**(A)**	**19**	**29**
			236	328

*W.B. Wendt on Jan. 9, 1969 verified that State College opened the 1906 season against Kentucky U. in the YMCA. Athletic committees of the two schools had cancelled all games after a fight at a football game in November, 1905. Wendt and the Kentucky U. manager, agreed to play at the YMCA and list the State College foe as YMCA instead of Kentucky U. State College won but Mr. Wendt didn't remember the score, which he hadn't listed.

1907 — Won 3, Lost 6.

COACH: A.M. Kirby (Mgr.)
CAPTAIN: J.M. Wilson (Shanklin, Baer, Bryant, Barbee)

Date	Team	Site	Ky.	Opp.
Jan. 16	**Lexington YMCA**	**(H)**	**17**	**25**
Jan. 19	Georgetown	(H)	16	15
Jan. 25	Central U.	(H)	22	9
Feb. 12	**Central U.**	**(A)**	**23**	**25**
Feb. 15	Kentucky U.	(H)	16	14
Feb. 21	**Georgetown**	**(A)**	**8**	**19**
Mar. 1	**Lexington YMCA**	**(A)**	**22**	**41**
Mar. 7	**Kentucky U.**	**(A)**	**5**	**19**
Mar. 9	**Central U.**	**(H)**	**13**	**15**
			142	182

1907-08 — Won 5, Lost 6.

COACH: J.S. Chambers (Mgr.)
CAPTAIN: Richard Barbee

Date	Team	Site	Ky.	Opp.
Jan. 10	**Lexington YMCA**	**(H)**	**19**	**29**
Jan. 21	Kentucky U.	(H)	20	15
Jan. 25	**Central U.**	**(A)**	**21**	**32**
Feb. 4	Kentucky U.	(H)	20	15
Feb. 8	Louisville Coliseum	(H)	29	28
Feb. 11	**Georgetown**	**(A)**	**22**	**30**
Feb. 13	Central U.	(H)	31	20
Feb. 15	**Lexington YMCA**	**(H)**	**19**	**23**
Feb. 22	**Louis. Coliseum**	**(A)**	**18**	**30**
Mar. 3	Georgetown	(H)	18	13
Mar. 7	**Central U.**	**(A)**	**10**	**29**
			227	264

1908-09 — Won 5, Lost 4. MGR.: J.S. Chambers

CAPTAIN: W.C. Fox

Date	Team	Site	Ky.	Opp.
Jan. 9	Lexington High	(H)	29	9
Jan. 18	**Advent Mem. Club**	**(A)**	**27**	**41**
Jan. 19	**Cincinnati**	**(A)**	**25**	**41**
Jan. 27	Central U.	(H)	24	23
Feb. 6	Central U.	(A)	20	35
Feb. 8	Georgetown	(H)	45	32
Feb. 15	Georgetown	(A)	48	19
Feb. 19	Cincinnati	(H)	28	23
Feb. 26	**Central U.**	**(H)**	**20**	**26**
			266	249

1909-10 — Won 4, Lost 8.

COACH: R.E. Spahr and E.R. Sweetland
CAPTAIN: Bill Rodes

Date	Team	Site	Ky.	Opp.
Jan. 8	Ky. Wesleyan	(A)	14	*12
Jan. 22	Georgetown	(H)	31	11
Jan. 24	**DePauw**	**(H)**	**11**	**24**
Jan. 28	**Central**	**(A)**	**17**	**87**
Feb. 4	**Georgetown**	**(A)**	**16**	**34**
Feb. 7	**Cincinnati**	**(A)**	**17**	**47**
Feb. 9	**DePauw**	**(A)**	**10**	**28**
Feb. 10	**Rose Poly**	**(A)**	**11**	**52**
Feb. 16	Tennessee	(H)	20	5
Mar. 5	**Central U.**	**(H)**	**13**	**31**
Mar. 8	Georgetown	(H)	24	23
Mar. 11	**Central**	**(A)**	**9**	**51**
			193	405

1910-11 — Won 5, Lost 6.

COACH: H.J. Iddings
CAPTAIN: J.H. Gaiser

Date	Team	Site	Ky.	Opp.
Jan. 13	**Lexington High**	**(H)**	**29**	**36**
Jan. 20	**Transylvania**	**(H)**	**18**	**23**
Jan. 27	**Ky. Wesleyan**	**(A)**	**19**	**21**
Feb. 4	Bethany	(H)	24	11
Feb. 9	**Ohio Wesleyan**	**(A)**	**19**	**37**
Feb. 10	**Otterbein**	**(A)**	**27**	**41**
Feb. 11	**Christ's Church Cin.**	**(A)**	**21**	**32**
Feb. 17	Georgetown	(A)	47	22
Feb. 23	Butler	(H)	21	16
Feb. 28	Transylvania	(A)	22	19
Mar. 3	Transylvania	(H)	30	24
			277	282

1911-12 — Won 9, Lost 0.

COACH: E.R. Sweetland
CAPTAIN: W.C. Harrison

Date	Team	Site	Ky.	Opp.
Jan. 5	Georgetown	(H)	38	12
Jan. 12	Central U.	(A)	32	13
Jan. 19	Miami (Ohio) U.	(H)	31	14
Feb. 1	Central U.	(H)	52	10
Feb. 7	Tennessee	(H)	27	15
Feb. 16	Lexington YMCA	(H)	32	20
Feb. 22	Vanderbilt	(H)	28	17
Feb. 23	Vanderbilt	(H)	22	18
Mar. 1	Georgetown	(A)	19	18
			281	137

SOUTHERN CHAMPIONS

1912-13 — Won 5, Lost 3.

COACH: J.J. Tigert
CAPTAIN: B. Barnett

Date	Team	Site	Ky.	Opp.
Jan. 24	**Lexington YMCA**	**(H)**	**25**	**27**
Feb. 8	Cincinnati	(H)	20	18
Feb. 13	Marietta	(H)	42	16
Feb. 15	Louisville	(H)	34	10
Feb. 19	**Vanderbilt**	**(H)**	**17**	**24**
Feb. 20	Vanderbilt	(H)	42	29
Feb. 27	Miami (Ohio) U.	(H)	24	16
Mar. 1	**Christ Church's Cin.**	**(H)**	**19**	**30**
			223	170

1913-14 — Won 12, Lost 2.

COACH: Alpha Brumage
CAPTAIN: William Tuttle

Date	Team	Site	Ky.	Opp.
Jan. 10	**Ashland YMCA**	**(H)**	**28**	**15**
Jan. 17	**Louisville YMCA**	**(H)**	**30**	**21**
Jan. 20	**Ashland YMCA**	**(A)**	**30**	**19**
Jan. 21	**Marshall**	**(A)**	**46**	**6**
Jan. 22	**Virginia U.**	**(A)**	**23**	**39**
Jan. 24	**Va. Military Inst.**	**(A)**	**18**	**32**
Jan. 31	Louisville YMHA	(H)	59	12
Feb. 7	Louisville	(H)	22	17
Feb. 11	Tennessee	(H)	20	14
Feb. 12	Tennessee	(H)	20	18
Feb. 21	Cincinnati	(H)	20	18
Feb. 23	Chattanooga	(H)	40	7
Feb. 28	Marietta	(H)	19	17
Mar. 3	Louisville	(A)	26	13
			401	248

1914-15 — Won 7, Lost 5.

COACH: Alpha Brumage
CAPTAIN: Ralph Morgan

Date	Team	Site	Ky.	Opp.
Jan. 16	Maryville	(H)	37	17
Jan. 22	Louisville	(H)	18	14
Jan. 30	St. Andrews	(H)	35	15
Feb. 4	Maryville	(A)	23	22
Feb. 5	**Tennessee**	**(A)**	**21**	**36**
Feb. 6	**Tennessee**	**(A)**	**22**	**27**
Feb. 12	**Vanderbilt**	**(H)**	**34**	**39**
Feb. 13	Vanderbilt	(H)	36	24
Feb. 17	Tennessee	(H)	22	13
Feb. 18	Tennessee	(H)	20	18
Feb. 26	**St. Andrews**	**(A)**	**25**	**50**
Feb. 27	**Louisville**	**(A)**	**15**	**26**
			308	301

1915-16 — Won 8, Lost 6.

COACH: James Park
CAPTAIN: K.P. Zerfoss

Date	Team	Site	Ky.	Opp.
Jan. 14	Cincinnati	(A)	39	24
Jan. 18	Georgetown	(A)	29	22
Jan. 31	Georgetown	(H)	30	22
Feb. 4	**Vanderbilt**	**(H)**	**25**	**39**
Feb. 5	**Vanderbilt**	**(H)**	**20**	**23**
Feb. 12	**Louisville**	**(H)**	**22**	**28**
Feb. 15	Centre	(A)	38	5
Feb. 19	Cincinnati	(H)	34	10
Feb. 22	Louisville	(A)	32	24
Feb. 23	**Tennessee**	**(H)**	**17**	**28**
Feb. 26	Maryville	(H)	36	25
Feb. 29	Centre	(H)	38	14
Mar. 3	**Marietta**	**(H)**	**22**	**27**
Mar. 4	**Marietta**	**(H)**	**23**	**27**
			405	318

1916-17 — Won 4, Lost 6.

COACH: W.P. Tuttle
CAPTAIN: Robert Y. Ireland

Date	Team	Site	Ky.	Opp.
Jan. 17	Centre	(H)	31	21
Jan. 27	**Georgetown**	**(A)**	**19**	**22**
Jan. 30	Rose Polytechnic	(H)	33	12
Feb. 9	**Tennessee**	**(H)**	**20**	**23**
Feb. 10	**Tennessee**	**(H)**	**19**	**22**
Feb. 16	**Centre**	**(A)**	**24**	**28**
Feb. 21	Georgetown	(H)	32	18
Mar. 1	Cumberland	(A)	48	20
Mar. 2	**Tennessee**	**(A)**	**26**	**27**
Mar. 3	**Tennessee**	**(A)**	**10**	**30**
			262	223

1917-18 — Won 9, Lost 2, Tied 1.

COACH: S.A. Boles
CAPTAIN: Patrick Campbell

Date	Team	Site	Ky.	Opp.
Jan. 9	Ky. Wesleyan	(H)	23	13
Jan. 17	**Centre**	**(A)**	**21**	**29**
Jan. 24	Georgetown	(H)	22	18
Feb. 7	Tennessee	(H)	33	26
Feb. 8	Tennessee	(H)	40	12
Feb. 9	Ky. Wesleyan	(A)	21	21

(This unique tie game resulted from scorer's error which was not discovered until after teams' departures. The contest was re-scheduled but never played for unknown reasons.)

Feb. 14	Georgetown	(A)	25	16
Feb. 21	Centre	(H)	22	***20
Feb. 28	Cumberland	(A)	42	21
Mar. 1	Tennessee	(A)	29	18
Mar. 2	Tennessee	(A)	32	20
	POST-SEASON GAME (For State Championship)			
Mar. 9	**Centre**	**(N1)**	**12**	**22**
			322	236

(N1) Louisville

1918-19 — Won 6, Lost 8.

COACH: Andrew Gill
CAPTAIN: J.A. Dishman

Date	Team	Site	Ky.	Opp.
Jan. 13	Ky. Wesleyan	(H)	46	5
Jan. 18	**Georgetown**	**(H)**	**30**	**32**
Jan. 25	**Centre**	**(A)**	**30**	**38**
Jan. 31	**Cincinnati**	**(A)**	**18**	**28**
Feb. 6	Chattanooga	(A)	28	25
Feb. 7	**Tennessee**	**(A)**	**22**	**40**
Feb. 8	Cumberland	(A)	22	21
Feb. 14	**Vanderbilt**	**(H)**	**26**	**36**
Feb. 15	**Georgetown**	**(A)**	**18**	**22**
Feb. 21	Cincinnati	(H)	34	21
Feb. 22	Ky. Wesleyan	(H)	18	13
Feb. 24	**Centre**	**(H)**	**10**	**21**
Feb. 28	Tennessee	(H)	30	14
Mar. 8	**Miami (Ohio) U.**	**(H)**	**14**	**38**
			346	354

1919-20 — Won 5, Lost 7.

COACH: George C. Buchheit
CAPTAIN: J.C. Everett

Date	Team	Site	Ky.	Opp.
Jan. 17	**Cincinnati**	**(A)**	**11**	**13**
Jan. 22	Maryville	(H)	27	16
Jan. 31	Georgetown	(H)	25	14
Feb. 5	**Tennessee**	**(H)**	**24**	**29**
Feb. 7	**Tennessee**	**(H)**	**26**	**27**
Feb. 14	**Centre**	**(A)**	**15**	**44**
Feb. 17	Georgetown	(A)	28	16
Feb. 21	Ky. Wesleyan	(H)	43	13
Feb. 26	**Cumberland**	**(A)**	**21**	**30**
Feb. 27	**Tennessee**	**(A)**	**25**	**28**
Feb. 28	Tennessee	(A)	36	25
Mar. 6	**Centre**	**(A)**	**18**	***20**
			299	275

1920-21 — Won 13, Lost 1.

COACH: George C. Buchheit
CAPTAIN: Basil Hayden

Date	Team	Site	Ky.	Opp.
Jan. 12	Ky. Wesleyan	(H)	38	13
Jan. 15	Cumberland	(H)	37	21
Jan. 18	Georgetown	(H)	38	23
Jan. 21	Chattanooga	(H)	42	10
Jan. 26	Cincinnati	(A)	26	19
Jan. 29	Auburn	(H)	40	25
Feb. 8	**Centre**	**(A)**	**27**	**29**
Feb. 15	Georgetown	(A)	56	11
Feb. 18	Centre	(H)	20	13
Feb. 22	Vanderbilt	(H)	39	18

* Denotes one overtime period
*** Denotes 3 overtime periods

THE RECORDS

ALL-TIME RECORDS

Date	Team	Site	Ky.	Opp.
1920-21 Continued				
SIAA TOURNAMENT (Atlanta, Ga.)				
Feb. 25	Tulane		50	28
Feb. 26	Mercer		49	24
Feb. 28	Mississippi A&M		28	13
Mar. 1	Georgia (finals)		20	19
			510	266

1921-22 — Won 10, Lost 6.

COACH: George C. Buchheit
CAPTAIN: R.E. Lavin

Jan. 14	**Georgetown**	**(H)**	**17**	**26**
Jan. 17	Louisville	(A)	38	14
Jan. 18	**Vanderbilt**	**(A)**	**12**	**22**
Jan. 21	Louisville	(H)	29	22
Jan. 26	Miss. A&M	(H)	28	21
Jan. 27	Marshall	(H)	34	12
Feb. 4	Centre	(A)	26	21
Feb. 6	Georgetown	(A)	26	17
Feb. 8	Washington & Lee	(A)	21	20
Feb. 9	**Va. Military Inst.**	**(A)**	**32**	**37**
Feb. 11	**Georgetown U.**	**(A)**	**23**	**28**
Feb. 13	**Virginia**	**(A)**	**30**	**32**
Feb. 16	Clemson	(H)	38	14
Feb. 20	Centre	(H)	40	23
SIAA TOURNAMENT (Atlanta, Ga.)				
Feb. 24	Georgetown		41	21
Feb. 25	**Mercer**		**22**	**35**
			457	361

1922-23 — Won 3, Lost 10.

COACH: George C. Buchheit
CAPTAIN: Fred Fest

Jan. 13	Georgetown	(A)	24	13
Jan. 20	**Tennessee**	**(A)**	**26**	**30**
Jan. 22	Chattanooga	(H)	25	18
Jan. 25	**Alabama**	**(H)**	**35**	**45**
Jan. 27	**Centre**	**(H)**	**14**	**21**
Feb. 3	**Georgia**	**(H)**	**19**	**23**
Feb. 5	**Cincinnati**	**(A)**	**24**	**33**
Feb. 7	**Centenary**	**(H)**	**21**	**38**
Feb. 10	**Tennessee**	**(H)**	**23**	**28**
Feb. 14	**Centre**	**(A)**	**10**	**17**
Feb. 15	**Clemson**	**(H)**	**17**	**30**
Feb. 19	**Georgetown**	**(H)**	**21**	**48**
Feb. 23	Sewanee	(H)	30	14
			289	348

1923-24 — Won 13, Lost 3.

COACH: G.C. Buchheit
CAPTAIN: A.T. Rice

Jan. 1	Vanderbilt	(H)	33	13
Jan. 8	Mexico YMCA	(H)	25	14
Jan. 12	Georgetown	(A)	32	24
Jan. 14	**Miss. A&M**	**(H)**	**16**	**17**
Jan. 15	Sewanee	(H)	50	15
Jan. 18	**Tennessee**	**(A)**	**13**	**20**
Jan. 19	Chattanooga	(A)	24	23
Feb. 4	West Virginia	(H)	24	21
Feb. 9	Centre	(A)	27	18
Feb. 11	Georgetown	(H)	39	35
Feb. 13	Clemson	(H)	38	13
Feb. 14	Virginia	(H)	29	16
Feb. 19	Virginia Tech	(H)	36	14
Feb. 21	Centre	(H)	38	24
Feb. 23	Georgia Tech	(H)	33	27
SIAA TOURNAMENT (Atlanta, Ga.)				
Feb. 29	**North Carolina**		**20**	**41**
			477	335

ALUMNI GYM ERA (1924-50)

1924-25 — Won 13, Lost 8.

COACH: C.O. Applegran
CAPTAIN: James McFarland

Dec. 13	Cincinnati	(H)	28	23
Dec. 18	**Indiana**	**(H)**	**18**	**20**
Dec. 20	**Michigan**	**(H)**	**11**	**21**
Jan. 3	**Cincinnati**	**(A)**	**20**	**24**
Jan. 5	**Illinois**	**(A)**	**26**	**36**
Jan. 6	**Wabash**	**(A)**	**11**	**57**
Jan. 9	Mississippi	(H)	26	23
Jan. 10	Georgetown	(H)	25	17
Jan. 17	Centre	(H)	33	26
Jan. 30	Washington & Lee	(H)	28	22
Feb. 2	West Virginia	(H)	29	19
Feb. 5	**Alabama**	**(A)**	**15**	**24**
Feb. 6	Georgia Tech	(A)	18	16
Feb. 7	**Georgia**	**(A)**	**24**	**28**
Feb. 9	Tennessee	(A)	35	22
Feb. 12	Tulane	(A)	29	22
Feb. 14	Georgetown	(A)	36	21
Feb. 18	Tennessee	(H)	26	21
Feb. 21	Centre	(H)	39	10
SOUTHERN CONF. TOUR.(Atlanta, Ga.)				
Feb. 27	Mississippi A&M		31	26
Feb. 28	Georgia		31	32
			539	510

1925-26 — Won 15, Lost 3.

COACH: Ray Eklund
CAPTAIN: Burgess Carey

Dec. 19	**DePauw**	**(H)**	**29**	**38**
Jan. 5	**Indiana**	**(A)**	**23**	**34**
Jan. 9	Berea	(H)	37	23
Jan. 12	Georgetown	(A)	36	21
Jan. 16	Georgia Tech	(H)	25	24
Jan. 22	Centre	(H)	45	25
Jan. 30	Georgetown	(H)	25	20
Feb. 1	Alabama	(H)	27	16
Feb. 4	Centre	(A)	46	19
Feb. 5	Washington & Lee	(H)	44	34
Feb. 8	Auburn	(H)	35	26
Feb. 12	Tennessee	(A)	51	17
Feb. 15	Georgia	(A)	22	18
Feb. 18	Tennessee	(H)	27	21
Feb. 20	Vanderbilt	(H)	30	20
SOUTHERN CONF. TOUR. (Atlanta, Ga.)				
Feb. 26	Va. Military Inst.		38	25
Feb. 27	Georgia		39	34
Mar. 1	**Mississippi A&M**		**26**	**31**
			605	446

1926-27 — Won 3, Lost 13.

COACH: Basil Hayden
CAPTAIN: Paul Jenkins

Dec. 18	**Cincinnati**	**(H)**	**10**	**48**
Dec. 21	**Indiana**	**(H)**	**19**	**38**
Dec. 29	**Cincinnati**	**(A)**	**23**	**51**
Dec. 31	**Princeton**	**(H)**	**26**	**30**
Jan. 3	Florida	(H)	43	36
Jan. 10	**Ky. Wesleyan**	**(A)**	**25**	**31**
Jan. 15	**Vanderbilt**	**(H)**	**32**	**48**
Jan. 21	**Tennessee**	**(A)**	**14**	**19**
Jan. 22	**Georgia Tech**	**(A)**	**16**	**48**
Jan. 29	Centre	(H)	27	25
Feb. 1	**Georgetown**	**(A)**	**19**	**26**
Feb. 4	**Washington & Lee**	**(H)**	**34**	**36**
Feb. 7	**West Virginia**	**(H)**	**26**	**44**
Feb. 11	**Mississippi**	**(H)**	**17**	**37**
Feb. 12	Centre	(A)	22	16
Feb. 19	**Tennessee**	**(H)**	**21**	**30**
			374	563

1927-28 — Won 12, Lost 6.

COACH: John Mauer
CAPTAIN: Paul Jenkins

Dec. 16	Clemson	(H)	33	17
Dec. 20	**Miami (Ohio) U.**	**(H)**	**31**	**36**
Jan. 4	Berea	(H)	37	16
Jan. 9	Centre	(A)	36	25
Jan. 14	Vanderbilt	(H)	43	23
Jan. 16	Virginia	(A)	31	28
Jan. 18	**Naval Academy**	**(A)**	**26**	**32**
Jan. 19	**Maryland**	**(A)**	**7**	**37**
Jan. 28	Tennessee	(H)	48	18
Feb. 3	Washington & Lee	(H)	34	28
Feb. 4	**Indiana**	**(A)**	**29**	**48**
Feb. 8	Vanderbilt	(A)	54	29
Feb. 9	Tennessee	(A)	43	16
Feb. 11	**Georgia Tech**	**(H)**	**31**	**35**
Feb. 18	Centre	(H)	30	20
SOUTHERN CONF. TOUR. (Atlanta, Ga.)				
Feb. 24	**South Carolina**		**56**	**40**
Feb. 25	**Georgia**		**33**	**16**
Feb. 27	**Mississippi**		**28**	**41**
			630	505

1928-29 — Won 12, Lost 5.

COACH: John Mauer
CAPTAIN: Lawrence McGinnis

Dec. 15	Eastern Normal	(H)	35	10
Dec. 21	Miami (Ohio) U.	(H)	43	***42
Jan. 4	**North Carolina**	**(H)**	**15**	**25**
Jan. 12	Notre Dame	(A)	19	16
Jan. 16	**Georgia Tech**	**(A)**	**19**	**33**
Jan. 17	Tennessee	(A)	35	29
Jan. 19	Tennessee	(H)	27	22
Jan. 26	**Alabama**	**(H)**	**26**	**27**
Feb. 1	Mississippi A&M	(A)	25	23
Feb. 2	Mississippi A&M	(A)	32	14
Feb. 3	**Tulane**	**(A)**	**22**	**34**
Feb. 8	Washington & Lee	(H)	31	30
Feb. 13	Centre	(H)	47	11
Feb. 22	Mississippi	(H)	35	30
Feb. 23	Mississippi	(H)	32	24
SOUTHERN CONF. TOUR. (Atlanta, Ga.)				
Mar. 1	Tulane		29	15
Mar. 2	**Georgia**		**24**	**26**
			496	411

1929-30 — Won 16, Lost 3.

COACH: John Mauer
CAPTAIN: Paul McBrayer

Dec. 14	Georgetown	(H)	46	9
Dec. 20	Miami (Ohio) U.	(H)	35	20
Dec. 31	Berea	(H)	29	26
Jan. 3	Clemson	(H)	31	15
Jan. 10	**Creighton**	**(H)**	**27**	**28**
Jan. 11	Creighton	(H)	25	21
Jan. 18	Tennessee	(H)	23	20
Jan. 24	Mississippi A&M	(H)	43	17
Jan. 25	Mississippi A&M	(H)	20	14
Jan. 31	**Tennessee**	**(A)**	**26**	**29**
Feb. 1	Georgia	(A)	22	21
Feb. 3	Clemson	(A)	34	20
Feb. 8	Georgia Tech	(H)	39	19
Feb. 14	Georgia	(H)	36	23
Feb. 18	Ky. Wesleyan	(H)	32	20
Feb. 22	Washington & Lee	(H)	28	*26
SOUTHERN CONF. TOUR. (Atlanta, Ga.)				
Feb. 28	Maryland		26	21
Mar. 1	Sewanee		44	22
Mar. 3	**Duke**		**32**	**37**
			598	408

ADOLPH RUPP ERA

1930-31 — Won 15, Lost 3.

COACH: Adolph Rupp
CAPTAIN: Carey Spicer

Dec. 18	Georgetown	(H)	67	19
Dec. 27	Marshall	(H)	42	26
Dec. 31	Berea	(H)	41	25
Jan. 3	Clemson	(H)	33	21
Jan. 10	Tennessee	(H)	31	23
Jan. 16	Chattanooga	(H)	55	18
Jan. 21	Vanderbilt	(A)	42	37
Jan. 31	Tennessee	(A)	36	*32
Feb. 6	Washington & Lee	(H)	23	18
Feb. 9	Georgia Tech	(H)	38	34
Feb. 13	**Georgia**	**(A)**	**16**	**25**
Feb. 14	**Clemson**	**(A)**	**26**	**29**
Feb. 16	Georgia Tech	(A)	35	16
Feb. 20	Vanderbilt	(H)	43	23
SOUTHERN CONF. TOUR. (Atlanta, Ga.)				
Feb. 27	North Carolina St.		33	28
Feb. 28	Duke		35	30
Mar. 2	Florida		56	36
Mar. 3	**Maryland (finals)**		**27**	**29**
			679	469

1931-32 — Won 15, Lost 2.

COACH: Adolph Rupp
CAPTAIN: Ellis Johnson

Dec. 15	Georgetown	(H)	66	24
Dec. 18	Carnegie Tech	(H)	36	34
Dec. 23	Berea	(H)	52	27
Dec. 30	Marshall	(H)	46	16
Jan. 2	Clemson	(H)	43	24
Jan. 14	Clemson	(A)	30	17
Jan. 15	Sewanee	(A)	30	20
Jan. 16	Tennessee	(A)	29	28
Jan. 21	Chattanooga	(H)	51	17
Jan. 30	Washington & Lee	(H)	48	28
Feb. 6	Duke	(H)	37	30
Feb. 8	Alabama	(H)	50	22
Feb. 10	Vanderbilt	(A)	61	37
Feb. 13	Tennessee	(H)	41	27
Feb. 20	**Vanderbilt**	**(H)**	**31**	**32**
SOUTHERN CONF. TOUR. (Atlanta, Ga.)				
Feb. 26	Tulane		50	30
Feb. 27	**North Carolina**		**42**	**43**
			743	456

1932-33 — Won 20, Lost 3.

COACH: Adolph Rupp
CAPTAIN: Forest Sale

Dec. 12	Georgetown	(H)	62	21
Dec. 17	Marshall	(N1)	57	23
Dec. 20	Tulane	(H)	53	17
Dec. 21	Tulane	(H)	42	11
Dec. 30	Chicago	(A)	58	26
Jan. 2	**Ohio State**	**(H)**	**30**	**46**
Jan. 6	Creighton	(A)	32	26
Jan. 7	**Creighton**	**(A)**	**22**	**34**
Jan. 10	South Carolina	(H)	44	36
Jan. 14	Tennessee	(A)	42	21
Jan. 16	Clemson	(H)	67	18
Jan. 28	Tennessee	(H)	44	23
Jan. 31	Vanderbilt	(A)	40	29
Feb. 1	Clemson	(A)	42	32
Feb. 2	**South Carolina**	**(A)**	**38**	**44**
Feb. 6	Mexico U.	(H)	81	22
Feb. 11	Georgia Tech	(H)	45	22
Feb. 13	Alabama	(N2)	35	21
Feb. 18	Vanderbilt	(H)	45	28
SEC TOURNAMENT (Atlanta, Ga.)				
Feb. 25	Mississippi		49	31
Feb. 26	Florida		48	24
Feb. 27	LSU		51	38
Feb. 28	Mississippi St. (finals)		46	27
SEC CHAMPIONS			**1073**	**630**

(N1) Ashland, Ky. (N2) Birmingham

1933-34 — Won 16, Lost 1.

COACH: Adolph Rupp
CAPTAIN: John DeMoisey

Dec. 5	Alumni	(H)	53	20
Dec. 9	Georgetown	(H)	41	12
Dec. 14	Marshall	(H)	48	26
Dec. 16	Cincinnati	(H)	31	25
Dec. 21	Tulane	(A)	32	22
Dec. 22	Tulane	(A)	42	29
Jan. 12	Sewanee	(A)	55	16
Jan. 13	Tennessee	(A)	44	23
Jan. 20	Chattanooga	(H)	47	20
Jan. 27	Tennessee	(H)	53	26
Feb. 1	Alabama	(N1)	33	28
Feb. 3	Vanderbilt	(A)	48	26
Feb. 8	Alabama	(H)	26	21
Feb. 10	Georgia Tech	(H)	49	25
Feb. 15	Sewanee	(H)	60	15
Feb. 17	Vanderbilt	(H)	47	27
SEC TOURNAMENT (Atlanta, Ga.)				
Feb. 24	**Florida**		**32**	**38**
(N1) Birmingham			741	399

1934-35 — Won 19, Lost 2

COACH: Adolph Rupp
CAPTAIN: Dave Lawrence and Jack Tucker

Dec. 10	Alumni	(H)	61	10
Dec. 13	Oglethorpe	(H)	81	12
Dec. 20	Tulane	(A)	38	9
Dec. 21	Tulane	(A)	52	12
Jan. 2	Chicago	(H)	42	16
Jan. 5	**New York U.**	**(A)**	**22**	**23**
Jan. 18	Tulane	(H)	63	22
Jan. 19	Tulane	(H)	55	12
Jan. 22	Chattanooga	(H)	66	19
Jan. 26	Tennessee	(H)	48	21
Feb. 1	Alabama	(N1)	33	26
Feb. 2	Vanderbilt	(A)	58	22
Feb. 5	Xavier	(A)	40	27
Feb. 9	Georgia Tech	(H)	57	30
Feb. 11	Alabama	(H)	25	16
Feb. 13	**Michigan St.**	**(A)**	**26**	**32**
Feb. 16	Tennessee	(A)	38	36
Feb. 22	Creighton	(H)	63	42
Feb. 23	Creighton	(H)	24	13
Mar. 2	Vanderbilt	(H)	53	19
Mar. 7	Xavier	(H)	46	29
SEC CO-CHAMPIONS			**991**	**448**

(N1) Birmingham

* Denotes 1 overtime period
** Denotes 2 overtime periods
*** Denotes 3 overtime periods

THE RECORDS

ALL-TIME RECORDS

1935-36 — Won 15, Lost 6.
COACH: Adolph Rupp
CAPTAIN: Milerd Anderson

Date	Team	Site	Ky.	Opp.
Dec. 6	Georgetown	(H)	42	17
Dec. 17	Berea	(H)	58	30
Dec. 23	Pittsburgh	(H)	35	17
Jan. 8	**New York U.**	**(A)**	**28**	**41**
Jan. 14	Xavier	(A)	36	32
Jan. 17	Tulane	(H)	49	24
Jan. 18	Tulane	(H)	39	21
Jan. 21	Michigan St.	(H)	27	19
Jan. 25	Tennessee	(H)	40	31
Feb. 1	**Vanderbilt**	**(A)**	**23**	**32**
Feb. 3	Alabama	(A)	32	30
Feb. 7	Alabama	(H)	40	34
Feb. 10	**Notre Dame**	**(A)**	**20**	**41**
Feb. 11	Butler	(A)	39	28
Feb. 15	**Tennessee**	**(A)**	**28**	**39**
Feb. 18	Xavier	(H)	49	40
Feb. 21	Creighton	(H)	68	38
Feb. 22	**Creighton**	**(H)**	**29**	**31**
Feb. 24	Vanderbilt	(H)	61	41
	SEC TOURNAMENT (Knoxville, Tenn.)			
Feb. 28	Mississippi St.		41	39
Mar. 1	**Tennessee**		**28**	**39**
			812	664

1936-37 — Won 17, Lost 5.
COACH: Adolph Rupp
CAPTAIN: Warfield Donohue

Date	Team	Site	Ky.	Opp.
Dec. 9	Georgetown	(H)	46	21
Dec. 12	Berea	(H)	70	26
Dec. 15	Xavier	(A)	34	28
Dec. 21	Centenary	(H)	37	19
Jan. 2	Michigan St.	(H)	28	21
Jan. 5	**Notre Dame**	**(N1)**	**28**	**41**
Jan. 8	Creighton	(H)	59	36
Jan. 14	**Michigan St.**	**(A)**	**23**	**24**
Jan. 16	Akron U.	(N2)	32	22
Jan. 23	Tennessee	(H)	43	26
Jan. 30	Vanderbilt	(A)	41	26
Feb. 1	Alabama	(N3)	38	27
Feb. 3	**Tulane**	**(A)**	**28**	**35**
Feb. 4	Tulane	(A)	28	25
Feb. 8	Mexico U.	(H)	60	30
Feb. 10	**Alabama**	**(H)**	**31**	**34**
Feb. 13	**Tennessee**	**(A)**	**24**	**26**
Feb. 20	Vanderbilt	(H)	51	19
Feb. 22	Xavier	(H)	23	15
	SEC TOURNAMENT (Knoxville, Tenn.)			
Feb. 26	Louisiana St.		57	37
Feb. 28	Georgia Tech		40	30
Mar. 1	Tennessee (finals)		39	25
SEC CHAMPIONS			**860**	**593**

(N1) Louisville (N2) Cincinnati (N3) Birmingham

1937-38 — Won 13, Lost 5.
COACH: Adolph Rupp
CAPTAIN: J. Rice Walker

Date	Team	Site	Ky.	Opp.
Dec. 5	Berea	(H)	67	33
Dec. 18	Cincinnati	(H)	38	21
Dec. 22	Centenary	(H)	35	25
	SUGAR BOWL TOURNAMENT (New Orleans, La.)			
Dec. 29	Pittsburgh (finals)		40	29
Jan. 8	**Michigan St.**	**(A)**	**37**	**42**
Jan. 10	**Detroit**	**(A)**	**26**	**34**
Jan. 15	**Notre Dame**	**(A)**	**37**	**47**
Jan. 22	Tennessee	(H)	52	27
Jan. 29	Vanderbilt	(A)	42	19
Jan. 31	Alabama	(N1)	57	31
Feb. 5	**Xavier**	**(A)**	**32**	**39**
Feb. 7	Michigan St.	(H)	44	27
Feb. 12	Alabama	(H)	27	21
Feb. 14	Marquette	(H)	35	33
Feb. 17	Xavier	(H)	45	29
Feb. 21	Vanderbilt	(H)	48	24
Feb. 26	Tennessee	(A)	29	26
	SEC TOURNAMENT (Baton Rouge, La)			
Mar. 3	**Tulane**		**34**	**36**
			725	541

(N1) Birmingham

1938-39 — Won 16, Lost 4.
COACH: Adolph Rupp
CAPTAIN: Bernard Opper

Date	Team	Site	Ky.	Opp.
Dec. 2	Georgetown	(H)	39	19
Dec. 10	Ky. Wesleyan	(H)	57	18
Dec. 17	Cincinnati	(H)	44	27
Dec. 21	Washington & Lee	(H)	67	47
Jan. 4	**Long Island**	**(A)**	**34**	**52**
Jan. 6	St. Joseph's	(A)	41	30
Jan 14	**Notre Dame**	**(N1)**	**37**	**42**
Jan. 21	**Tennessee**	**(H)**	**29**	**30**
Jan. 28	**Alabama**	**(N2)**	**38**	**41**
Jan. 30	Vanderbilt	(A)	51	37
Feb. 4	Marquette	(H)	37	31
Feb. 8	Xavier	(A)	41	31
Feb. 11	Alabama	(H)	45	27
Feb. 13	Mississippi St.	(H)	39	28
Feb. 18	Tennessee	(A)	36	**34
Feb. 21	Xavier	(H)	43	23
Feb. 25	Vanderbilt	(H)	52	27
	SEC TOURNAMENT (Knoxville, Tenn.)			
Mar. 2	Mississippi		49	30
Mar. 3	Louisiana St.		53	34
Mar. 4	Tennessee (finals)		46	38
SEC CHAMPIONS			**878**	**646**

(N1) Louisville (N2) Birmingham

1939-40 — Won 15, Lost 6.
COACH: Adolph Rupp
CAPTAIN: Layton Rouse

Date	Team	Site	Ky.	Opp.
Dec. 9	Berea	(H)	74	24
Dec. 16	**Cincinnati**	**(H)**	**30**	**39**
Dec. 21	Clemson	(A)	55	31
	SUGAR BOWL (New Orleans, La.)			
Dec. 27	Ohio St. (finals)		36	30
Jan. 1	Kansas St.	(H)	53	26
Jan. 6	Xavier	(A)	42	41
Jan. 8	West Virginia	(H)	47	38
Jan. 13	**Notre Dame**	**(A)**	**47**	**52**
Jan. 20	Tennessee	(H)	35	26
Jan. 27	**Alabama**	**(N1)**	**32**	**36**
Jan. 29	**Vanderbilt**	**(A)**	**32**	**40**
Feb. 3	Marquette	(A)	51	45
Feb. 10	Alabama	(H)	46	18
Feb. 12	Xavier	(H)	37	29
Feb. 13	Mississippi St.	(H)	45	37
Feb. 17	**Tennessee**	**(A)**	**23**	**27**
Feb. 19	**Georgia Tech**	**(A)**	**39**	**44**
Feb. 24	Vanderbilt	(H)	43	38
	SEC TOURNAMENT (Knoxville, Tenn.)			
Feb. 29	Vanderbilt		44	31
Mar. 1	Tennessee		30	29
Mar. 2	Georgia (finals)		51	43
SEC CHAMPIONS			**892**	**724**

(N1) Birmingham

1940-41 — Won 17, Lost 8.
COACH: Adolph Rupp
CAPTAIN: Lee Huber

Date	Team	Site	Ky.	Opp.
Dec. 7	Alumni	(H)	62	25
Dec. 12	West Virginia	(H)	46	34
Dec. 13	Maryville	(H)	53	14
Dec. 18	**Nebraska**	**(A)**	**39**	**40**
Dec. 19	**Creighton**	**(A)**	**45**	**54**
Dec. 20	Kansas State	(A)	28	25
Dec. 27	Centenary	(H)	70	18
	SUGAR BOWL (New Orleans, La.)			
Dec. 30	**Indiana**		**45**	**48**
Jan. 4	**Notre Dame**	**(N1)**	**47**	**48**
Jan. 9	Xavier	(A)	48	43
Jan. 11	**West Virginia**	**(A)**	**43**	**56**
Jan. 18	**Tennessee**	**(A)**	**22**	**32**
Jan. 20	Georgia Tech	(A)	47	37
Jan. 25	**Xavier**	**(H)**	**44**	**49**
Feb. 1	Vanderbilt	(A)	51	50
Feb. 3	Alabama	(A)	38	36
Feb. 8	Alabama	(H)	46	38
Feb. 10	Mississippi	(H)	60	41
Feb. 15	Tennessee	(H)	37	28
Feb. 17	Georgia Tech	(H)	60	41
Feb. 24	Vanderbilt	(H)	58	31
	SEC TOURNAMENT (Louisville, Ky.)			
Feb. 27	Mississippi		62	52
Feb. 28	Tulane		59	30
Mar. 1	Alabama		39	37
Mar. 2	**Tennessee**		**33**	**36**
			1182	943

(N1) Louisville

1941-42 — Won 19, Lost 6.
COACH: Adolph Rupp
CAPTAIN: Carl Staker

Date	Team	Site	Ky.	Opp.
Dec. 6	Miami (Ohio) U.	(H)	35	21
Dec. 13	Ohio State	(A)	41	43
Dec. 16	Nebraska	(H)	42	27
Dec. 22	South Carolina	(H)	64	25
Dec. 30	Texas A&M	(H)	49	29
Jan. 2	Washington & Lee	(H)	62	32
Jan. 10	Xavier	(A)	40	39
Jan. 17	**Tennessee**	**(A)**	**40**	**46**
Jan. 19	Georgia	(A)	51	26
Jan. 20	Georgia Tech	(A)	63	53
Jan. 24	Mexico	(H)	56	26
Jan. 31	Georgia	(H)	55	38
Feb. 2	**Alabama**	**(A)**	**35**	**41**
Feb. 7	**Notre Dame**	**(A)**	**43**	**46**
Feb. 9	Alabama	(H)	50	34
Feb. 14	Tennessee	(A)	36	33
Feb. 16	Georgia Tech	(H)	57	51
Feb. 21	Xavier	(H)	44	36
	SEC TOURNAMENT (Louisville, Ky.)			
Feb. 26	Florida		42	36
Feb. 27	Mississippi		59	32
Feb. 28	Auburn		40	31
Mar. 1	Alabama (finals)		36	34
SEC CHAMPIONS				
	POST SEASON GAME (Louisville, Ky.)			
Mar. 14	**Great Lakes**		**47**	**58**
	NCAA TOURNAMENT (New Orleans, La)			
Mar. 20	Illinois		46	44
Mar. 21	**Dartmouth**		**28**	**47**
			1161	928

1942-43 — Won 17, Lost 6.
COACH: Adolph Rupp
Co-Captains: Marvin Akers and Melvin Brewer

Date	Team	Site	Ky.	Opp.
Dec. 12	Cincinnati	(H)	61	39
Dec. 19	Washington	(H)	45	38
Dec. 23	**Indiana**	**(N1)**	**52**	**58**
Jan. 2	**Ohio State**	**(H)**	**40**	**45**
Jan. 4	Ft. Knox	(H)	64	30
Jan. 9	Xavier	(A)	43	38
Jan. 16	Tennessee	(A)	30	28
Jan. 18	Georgia	(A)	60	28
Jan. 19	Georgia Tech	(A)	38	36
Jan. 23	Notre Dame	(N1)	60	55
Jan. 26	Vanderbilt	(H)	39	38
Jan. 30	**Alabama**	**(A)**	**32**	**41**
Feb. 1	Vanderbilt	(A)	54	43
Feb. 6	Alabama	(H)	67	41
Feb. 8	Xavier	(H)	48	36
Feb. 13	Tennessee	(H)	53	29
Feb. 15	Georgia Tech	(H)	58	31
Feb. 20	**DePaul**	**(A)**	**44**	**53**
	SEC TOURNAMENT (Louisville, Ky.)			
Feb. 25	Tulane		48	31
Feb. 26	Georgia		59	30
Feb. 27	Mississippi St.		52	43
Feb. 28	**Tennessee**		**30**	**33**
	POST-SEASON GAME (N1)			
Mar. 6	**Great Lakes**		**39**	**53**
			1116	887

(N1) Louisville

1943-44 — Won 19, Lost 2.
COACH: Adolph Rupp
CAPTAIN:

Date	Team	Site	Ky.	Opp.
Dec. 1	Ft. Knox	(H)	51	18
Dec. 4	Berea (Naval V-12)	(H)	54	40
Dec. 11	Indiana	(N1)	66	41
Dec. 13	Ohio State	(A)	40	28
Dec. 18	Cincinnati	(H)	58	30
Dec. 20	**Illinois**	**(A)**	**41**	**43**
Dec. 28	Carnegie Tech	(N2)	61	14
Dec. 30	St. John's	(A)	44	38
Jan. 8	Notre Dame	(N1)	55	54
Jan. 15	Wright Field	(H)	61	28
Jan. 31	Ft. Knox A.R.C.	(H)	76	48
Feb. 5	DePauw	(H)	38	35
Feb. 7	Illinois	(H)	51	40
Feb. 12	Cincinnati	(A)	38	35
Feb. 26	Ohio U.	(H)	51	35
	SEC TOURNAMENT (Louisville, Ky.)			
Mar. 2	Georgia		57	29
Mar. 3	Louisiana St.		55	28
Mar. 4	Tulane (finals)		62	46
SEC CHAMPIONS				
	NATIONAL INVITATION TOUR. (New York)			
Mar. 20	Utah		46	38
Mar. 22	**St. John's**		**45**	**48**
Mar. 26	Oklahoma A&M (cons)		45	29
			1095	745

(N1) Louisville (N2) Buffalo, N.Y.

1944-45 — Won 22, Lost 4.
COACH: Adolph Rupp
CAPTAIN:

Date	Team	Site	Ky.	Opp.
Dec. 2	Ft. Knox	(H)	56	23
Dec. 4	Berea	(H)	56	32
Dec. 9	Cincinnati	(H)	66	24
Dec. 16	Indiana	(N1)	61	43
Dec. 23	Ohio State	(H)	53	*48
Dec. 26	Wyoming	(N2)	50	46
Dec. 30	Temple	(A)	45	44
Jan. 1	Long Island	(A)	62	*52
Jan. 6	Ohio U.	(H)	59	46
Jan. 8	Arkansas St.	(H)	75	6
Jan. 13	Michigan St.	(H)	66	35
Jan. 20	**Tennessee**	**(A)**	**34**	**35**
Jan. 22	Georgia Tech	(A)	64	58
Jan. 27	**Notre Dame**	**(N1)**	**58**	***59**
Jan. 29	Georgia	(H)	73	37
Feb. 3	Georgia Tech	(H)	51	32
Feb. 5	**Michigan St.**	**(A)**	**50**	**66**
Feb. 17	Tennessee	(H)	40	34
Feb. 19	Ohio U.	(A)	61	38
Feb. 24	Cincinnati	(A)	65	35
	SEC TOURNAMENT (Louisville, Ky.)			
Mar. 1	Florida		57	35
Mar. 2	Louisiana St.		68	37
Mar. 3	Alabama		52	41
Mar. 3	Tennessee (Finals)		39	35
SEC CHAMPIONS				
	NCAA TOURNAMENT (New York)			
Mar. 20	**Ohio State**		**37**	**45**
Mar. 21	Tufts (Consolation)		66	56
			1464	1042

(N1) Louisville
(N2) Buffalo, N.Y.

1945-46 — Won 28, Lost. 2
NIT Champions
SEC Champions (Tournament)
COACH: Adolph Rupp
CAPTAIN: Jack Parkinson

Date	Team	Site	Ky.	Opp.
Dec. 1	Fort Knox	(H)	59	36
Dec. 7	Western Ontario	(H)	51	42
Dec. 8	Western Ontario	(H)	71	28
Dec. 15	Cincinnati	(H)	67	31
Dec. 18	Arkansas	(H)	67	42
Dec. 21	Oklahoma	(H)	43	33
Dec. 29	St. Johns	(A)	73	59
Jan. 1	**Temple**	**(A)**	**45**	**53**
Jan. 5	Ohio U	(H)	57	48
Jan. 7	Ft. Benning	(H)	81	25
Jan. 12	Michigan St.	(A)	55	44
Jan. 14	Xavier	(A)	62	36
Jan. 19	Tennessee	(A)	50	32
Jan. 21	Georgia Tech	(A)	68	43
Jan. 26	**Notre Dame**	**(N1)**	**47**	**56**
Jan. 28	Georgia Tech	(H)	54	26
Feb. 2	Michigan St.	(H)	59	51
Feb. 4	Vanderbilt	(A)	59	37
Feb. 9	Vanderbilt	(N2)	64	31
Feb. 16	Tennessee	(H)	54	34
Feb. 19	Ohio Univ.	(A)	60	52
Feb. 23	Xavier	(H)	83	40
	SEC TOURNAMENT (Louisville, Ky.)			
Feb. 28	Auburn		69	24
Mar. 1	Florida		69	32
Mar. 2	Alabama		59	30
Mar. 2	Louisiana St. (finals)		59	36
SEC CHAMPIONS				
	POST SEASON GAME (Louisville, Ky.)			
Mar. 9	Temple		54	43
	NATIONAL INVITATION TOUR (New York)			
Mar. 16	Arizona		77	53
Mar. 18	West Virginia		59	51
Mar. 20	Rhode Island (finals)		46	45
			1821	1198

(N1) Louisville
(N2) Paducah, Ky.

NIT CHAMPIONS
- Leading Scorers

Jack Parkinson (6-0 Jr. G) 11.3
Wallace Jones (6-4 Fr. F) 9.7
Ralph Beard (5-10 Fr. G) 9.3
Jack Tingle (6-3 Jr. F) 9.2
Wilbur Schu (6-4 Sr. F) 7.7

* Denotes 1 overtime period
** Denotes 2 overtime periods.

THE RECORDS

ALL-TIME RECORDS

1946-47 — Won 34, Lost 3.

NIT Runner-up
SEC Champions (Tournament)
COACH: Adolph Rupp
CAPTAIN: Ken Rollins

Date	Team	Site	Ky.	Opp.
Nov. 28	Indiana Central	(H)	78	36
Nov. 30	Tulane	(H)	64	35
Dec 2	Ft. Kox	(H)	68	31
Dec. 7	Cincinnati	(A)	80	49
Dec. 9	Idaho	(H)	65	35
Dec. 12	DePaul	(N1)	65	45
Dec. 14	Texas A&M	(H)	83	18
Dec. 16	Miami (Ohio) U.	(H)	62	49
Dec. 21	St. John's	(N2)	70	50
Dec. 23	Baylor	(H)	75	34
Dec. 28	Wabash	(H)	96	24
	SUGAR BOWL (New Orleans, La.)			
Dec. 30	**Oklahoma A&M**		**31**	**37**
Jan. 4	Ohio U.	(H)	46	36
Jan. 11	Dayton U.	(H)	70	29
Jan. 13	Vanderbilt	(A)	82	30
Jan. 18	Tennessee	(A)	54	39
Jan. 20	Georgia Tech	(A)	70	47
Jan. 21	Georgia	(A)	84	45
Jan. 25	Xavier	(H)	71	34
Jan. 27	Michigan St.	(H)	86	36
Feb. 1	Notre Dame	(N1)	60	30
Feb. 3	Alabama	(A)	48	37
Feb. 8	**DePaul**	**(A)**	**47**	**53**
Feb. 10	Georgia	(H)	81	40
Feb. 15	Tennessee	(H)	61	46
Feb. 17	Alabama	(H)	63	33
Feb. 19	Xavier	(A)	58	31
Feb. 21	Vanderbilt	(A)	84	41
Feb. 22	Georgia Tech	(H)	83	46
	SEC TOURNAMENT (Louisville,Ky.)			
Feb. 27	Vanderbilt		98	29
Feb. 28	Auburn		84	18
Mar. 1	Georgia Tech		75	53
Mar. 1	Tulane (finals)		55	38
SEC CHAMPIONS				
	POST-SEASON GAME (Louisville)			
Mar. 8	Temple		68	29
	NATIONAL INVITATION TOURNAMENT (New York, N.Y.)			
Mar. 17	Long Island		63	62
Mar. 19	North Carolina St.		60	42
Mar. 24	**Utah**		**45**	**49**
			2533	**1416**

(N1) Louisville
(N2) Mad. Sq. Gar., Record Crowd. 18,493

- Leading Scorers -

Alex Groza (6-7 So. C-F).....10.6
Ralph Beard (5-10 Soph. G).....10.9
Kenneth Rollins (6-0 Jr. G).....8.4
Joe Holland (6-4 Sr. F).....6.2
Wallace Jones (6-4 Soph. C).....5.9

1947-48 — Won 36, Lost 3.

World Champions (Olympic Games)
SEC Champions (Tournament)
National Champions
(NCAA Tournament)
COACH: Adolph Rupp
CAPTAIN: Kenneth Rollins

Nov. 29	Indiana Central	(H)	80	41
Dec. 1	Ft. Knox	(H)	80	41
Dec. 5	Tulsa U.	(H)	72	18
Dec. 6	Tulsa U.	(H)	71	22
Dec. 10	DePaul	(N1)	74	50
Dec. 13	Cincinnati	(A)	67	31
Dec. 17	Xavier U.	(H)	79	37
Dec. 20	**Temple U**	**(A)**	**59**	**60**
Dec. 23	St. John's	(A)	52	40
Jan. 2	Creighton	(A)	65	23
Jan. 3	Western Ontario	(H)	98	41
Jan. 5	Miami (Ohio)	(A)	67	53
Jan. 10	Michigan St.	(A)	47	45
Jan. 12	Ohio U.	(A)	79	57
Jan. 17	Tennessee	(A)	65	54
Jan. 19	Georgia Tech.	(A)	71	56
Jan. 20	Georgia	(A)	88	51
Jan. 24	Cincinnati	(H)	70	43
Jan. 31	DePaul	(A)	68	51
Feb. 2	**Notre Dame**	**(A)**	**55**	**64**
Feb. 5	Alabama	(A)	41	31
Feb. 7	Washington U.	(N2)	69	39
Feb. 9	Vanderbilt	(A)	82	51
Feb. 14	Tennessee	(H)	69	42
Feb. 16	Alabama	(H)	63	33
Feb. 20	Vanderbilt	(H)	79	43
Feb. 21	Georgia Tech	(H)	78	54
Feb. 24	Temple	(N1)	58	38
Feb. 28	Xavier	(A)	59	37
	SEC TOURNAMENT (Louisville, KY)			
Mar. 4	Florida		87	31
Mar. 5	Louisiana State		63	47
Mar. 6	Tennessee		70	47
Mar. 6	Georgia Tech (finals)		54	43
SEC CHAMPIONS				
	NCAA TOURNAMENT (New York)			
Mar. 18	Columbia		76	53
Mar. 20	Holy Cross		60	52
Mar. 23	Baylor (finals)		58	42
NATIONAL CHAMPIONS				
	OLYMPIC TRIALS (New York)			
Mar. 27	Louisville		91	57
Mar. 29	Baylor		77	59
	(Championship - Collegiate Bracket)			
Mar. 31	**Phillips Oiler (AAU Champs)**		**49**	**53**
			2690	**1730**

(N1) Louisville
(N2) Memphis

	OLYMPIC TEAM EXHIBITION GAMES Kentucky vs. Phillips Oilers		
June 30	Tulsa, Okla.	52	60
July 2	Kansas City, Mo.	70	**69
July 7	Lexington, Ky.	50	56
	@OLYMPIC GAMES (London, England)		
July 30	Switzerland	86	21
Aug. 2	Czechoslovakia	53	28
Aug. 3	Argentina	59	57
Aug. 4	Egypt	66	28
Aug. 6	Peru	61	33
Aug. 9	Uruguay	63	28
Aug. 11	Mexico	71	40
Aug. 13	France (finals)	65	21

WORLD CHAMPIONS

- Leading Scorers -

Alex Groza (6-7 Jr. C).....12.5
(488 TP in 39 Games)
Ralph Beard (5-10 Jr. G).....12.5
Wallace Jones (6-4 Jr. C/F).....9.3
James Line (6-2 Soph. F).....6.9
Kenneth Rollins (6-0 Sr. G).....6.6

1948-49 — Won 32, Lost 2.

National Champions
(NCAA Tournament)
SEC Champions (Tournament)
Ranked 1st Nationally AP
Runner Up Sugar Bowl
Loser NIT in attempted "Grand Slam"
COACH: Adolph Rupp
CAPTAIN:

Nov. 29	Indiana Central	(H)	74	38
Dec. 8	DePaul	(N1)	67	36
Dec. 10	Tulsa U.	(H)	81	27
Dec. 13	Arkansas	(H)	76	39
Dec. 16	Holy Cross	(A)	51	48
Dec. 18	St. John's	(A)	57	30
Dec. 22	Tulane	(N1)	51	47
	SUGAR BOWL (New Orleans, La.)			
Dec. 29	Tulane		78	47
Dec. 30	**St. Louis**		**40**	**42**
Jan. 11	Bowling Green	(N2)	63	61
Jan. 15	Tennessee	(A)	66	51
Jan. 17	Georgia Tech	(A)	56	45
Jan. 22	DePaul	(A)	56	45
Jan. 29	Notre Dame	(N1)	62	38
Jan. 31	Vanderbilt	(A)	72	50
Feb. 2	Alabama	(A)	56	40
Feb. 3	Mississippi	(N3)	75	45
Feb. 5	Bradley	(N4)	62	52
Feb. 8	Tennessee	(H)	71	56
Feb. 12	Xavier	(H)	96	50
Feb. 14	Alabama	(H)	74	32
Feb. 16	Mississippi	(H)	85	31
Feb. 19	Georgia Tech	(H)	78	32
Feb. 21	Georgia	(H)	95	40
Feb. 24	Xavier	(A)	51	40
Feb. 26	Vanderbilt	(H)	70	37
	SEC TOURNAMENT (Louisville, Ky.)			
Mar. 3	Florida		73	36
Mar. 4	**Auburn**		**70**	**39**
Mar. 5	**Tennessee**		**83**	**44**
Mar. 5	**Tulane (finals)**		**68**	**52**
SEC CHAMPIONS				
	NATIONAL INVITATION TOUR. (New York)			
Mar. 14	**Loyola of Chicago**		**56**	**67**
	NCAA TOURNAMENT (Eastern Regionals) (New York, N.Y.)			
Mar. 21	Villanova		85	72
Mar. 22	Illinois		76	47
	NCAA FINALS (Seattle, Wash.)			
Mar. 26	Oklahoma A&M (finals)		46	36
NATIONAL CHAMPIONS			**2320**	**1492**

(N1) Louisville (N3)Memphis
(N2) Cleveland (N4) Owensboro, Ky.

- Leading Scorers -

Alex Groza (6-7 Sr. C).....20.5
Ralph Beard (5-10 Sr. G).....10.8
Wallace Jones (6-4 Sr. F-C).....6
Cliff Barker (6-2 Sr. G-F).....7.3
Dale Barnstable (6-3 Jr. F-G).....6.1

1949-50 — Won 25, Lost 5.

SEC Champions (Tournament)
Sugar Bowl Champions
NIT Participant (0-1)
Ranked 3rd Nationally AP
COACH: Adolph Rupp
CAPTAIN: Dale Barnstable

Dec. 3	Indiana Central	(H)	84	61
Dec. 10	Western Ontario	(H)	90	18
Dec. 15	**St. John's**	**(A)**	**58**	**69**
Dec. 21	DePaul	(N1)	49	47
Dec. 25	Purdue	(A)	60	54
	SUGAR BOWL (New Orleans, La.)			
Dec. 29	Villanova		57	*56
Dec. 30	Bradley (finals)		71	66
Jan. 2	Arkansas	(A)	57	53
Jan. 4	Mississippi St.	(N2)	87	55
Jan. 9	N. Carolina U.	(H)	83	44
Jan. 14	**Tennessee**	**(A)**	**53**	**66**
Jan. 16	Georgia Tech	(A)	61	47
Jan. 17	**Georgia**	**(A)**	**60**	**71**
Jan. 21	DePaul	(A)	86	53
Jan. 23	**Notre Dame**	**(A)**	**51**	**64**
Jan. 26	Xavier	(A)	58	47
Jan. 28	Georgia	(H)	88	56
Jan. 30	Vanderbilt	(A)	58	54
Feb. 2	Alabama	(A)	66	64
Feb. 4	Mississippi	(N3)	61	55
Feb. 11	Tennessee	(H)	79	52
Feb. 13	Alabama	(H)	77	57
Feb. 15	Mississippi	(H)	90	50
Feb. 18	Georgia Tech	(H)	97	62
Feb. 23	Xavier	(H)	58	53
Feb. 25	Vanderbilt	(H)	70	66
	SEC TOURNAMENT (Louisville, Ky.)			
Mar. 2	Mississippi St.		56	46
Mar. 3	Georgia		79	63
Mar. 4	Tennessee (finals)		95	58
SEC CHAMPIONS				
	NATIONAL INVITATION TOUR (New York)			
Mar. 14	**City Col. of N.Y.**		**50**	**89**
			2089	**1696**

(N1) Louisville (N2) Owensboro
(N3) Memphis

- Leading Scorers -

Bill Spivey (7-0 Soph. C).....19.3
Jim Line (6-2 Sr. F).....13.1
Walt Hirsch (6-4 Jr. F).....9.9
Bobby Watson (5-10 Soph. G).....7.5
Dale Barnstable (6-3 Sr. G).....5.9

MEMORIAL COLISEUM ERA

1950-51 — Won 32, Lost 2

National Champions (NCAA Tournament)
SEC Champions
Ranked 1st Nationally AP-UP
Third Sugar Bowl Tournament
COACH: Adolph Rupp
CAPTAIN: Walt Hirsch
(Including exhibition games, Kentucky won 39 games and lost 2.)

Date	Team	Site	Ky.	Opp.
Dec. 1	W. Texas St.	(H)	73	43
Dec. 9	Purdue	(H)	70	52
Dec. 12	Xavier	(A)	67	56
Dec. 14	Florida	(H)	85	37
Dec. 16	Kansas	(H)	68	39
Dec. 23	St. John's	(A)	43	37
	SUGAR BOWL (New Orleans, La.)			
Dec. 29	**St. Louis**		**42**	***43**
Dec. 30	Syracuse (consolation)		69	59
Jan. 5	Auburn	(H)	79	35
Jan. 8	DePaul	(H)	63	55
Jan. 13	Alabama	(H)	65	48
Jan. 15	Notre Dame	(H)	69	44
Jan. 20	Tennessee	(A)	70	45
Jan. 22	Georgia Tech	(A)	82	61
Jan. 27	Vanderbilt	(A)	74	49
Jan. 29	Tulane	(A)	104	68
Jan. 31	Louisiana St.	(A)	81	59
Feb. 2	Mississippi St.	(A)	80	60
Feb. 3	Mississippi	(N1)	86	39
Feb. 9	Georgia Tech	(H)	75	42
Feb. 13	Xavier	(H)	78	51
Feb. 17	Tennessee	(H)	86	61
Feb. 19	DePaul	(A)	60	57
Feb. 23	Georgia	(H)	88	41
Feb. 24	Vanderbilt	(H)	89	57
SEC CHAMPIONS				
	SEC TOURNAMENT (Louisville, Ky.)			
Mar. 1	Mississippi St.		92	70
Mar. 2	Auburn		84	54
Mar. 3	Georgia Tech		82	56
Mar. 3	**Vanderbilt**		**57**	**61**
	POST-SEASON GAME			
Mar. 13	Loyola of Chicago	(H)	97	61
	NCAA TOURNAMENT (First Round Raleigh, N.C.)			
Mar. 20	Louisville		79	68
	(Eastern Regional New York,N.Y.)			
Mar. 22	St. John's		59	43
Mar. 24	Illinois		76	74
	(National Finals Minneapolis, Minn.)			
Mar. 27	Kansas St. (finals)		68	58
			2540	**1783**
NATIONAL CHAMPIONS				
	EXHIBITION GAME			
Apr. 27	Ky. All-Stars	(H)	92	49
	PUERTO RICO EXHIBITION TOUR			
Aug. 25	San German Ath.		86	38
Aug. 26	Ponce Lions		83	43
Aug. 27	San Turce		93	40
Aug. 29	Univ. of Puerto Rico		91	44
Sept. 2	U.S. Navy		52	23
	(Called at half on account of rain)			
Sept. 3	Puerto Rico		75	46
	All-Stars			

(N1) Owensboro, Ky.

- Leading Scorers -

Bill Spivey (7-0 Jr. C).....19.2
Shelby Linville (6-5 Jr. F).....10.4
Bobby Watson (5-10 Jr. G).....10.4
Frank Ramsey (6-3 Soph. G).....10.1
Walt Hirsch (6-3 Sr. F).....9.1

1951-52 — Won 29, Lost 3

Ranked 1st Nationally AP-UP
SEC Championship (14-0)
NCAA Tournament Participant (1-1)
Runner-up Sugar Bowl
COACH: Adolph Rupp
CAPTAIN: Robert Watson

Dec. 8	Washington & Lee	(H)	96	46
Dec. 10	Xavier	(A)	97	72
Dec. 13	Minnesota	(A)	57	61
Dec. 17	St. John's	(H)	81	40
Dec. 20	DePaul	(H)	98	60
Dec. 26	U.C.L.A.	(H)	84	53
	SUGAR BOWL (New Orleans, La.)			
Dec. 28	Brigham Young		84	64
Dec. 29	**St. Louis**		**60**	**61**
Jan. 2	Mississippi	(N1)	116	58
Jan. 5	Louisiana St.	(H)	57	47
Jan. 7	Xavier	(H)	83	50
Jan. 12	Florida	(H)	99	52
Jan. 14	Georgia	(N2)	95	55

* Denotes 1 overtime period.
** Denotes 2 overtime periods.

THE RECORDS

ALL-TIME RECORDS

Date	Team	Site	Ky.	Opp.
1951-52 continued				
Jan. 19	Tennessee	(A)	65	56
Jan. 21	Georgia Tech	(A)	96	51
Jan. 26	Alabama	(A)	71	67
Jan. 28	Vanderbilt	(A)	88	51
Jan. 30	Auburn	(A)	88	48
Feb. 2	Notre Dame	(N3)	71	66
Feb. 4	Tulane	(H)	103	54
Feb. 6	Mississippi	(H)	81	61
Feb. 9	Georgia Tech	(H)	93	42
Feb. 11	Mississippi St.	(H)	110	66
Feb. 16	Tennessee	(H)	95	40
Feb. 21	Vanderbilt	(H)	75	45
Feb. 23	DePaul	(A)	63	61
SEC CHAMPIONS				
	SEC TOURNAMENT			
	(Louisville, Ky.)			
Feb. 28	Georgia Tech		80	59
Feb. 29	Tulane		85	61
Mar. 1	Tennessee		81	66
Mar. 1	Louisiana St. (finals)		44	43
	NCAA TOURNAMENT			
	(Eastern Regionals)			
	(Raleigh, N.C.)			
Mar. 21	Penn. St.		82	54
Mar. 22	**St. John's**		**57**	**64**
			2635	**1774**

(N1) Owensboro, Ky. (N2) Louisville
(N3) Chicago

- Leading Scorers -

Cliff Hagan (6-4 Jr. C).21 6
Frank Ramsey (6-3 Jr. G) 15.9
Bobby Watson (5-10 Sr. G) 13.1
Lou Tsioropoulos (6-5 Jr. F) 7.9
Lucian Whitaker (6-0 Sr. F) 7.8

1952-53 — No Schedule

(Under suspension by NCAA)

Intra-Squad Scrimmage Results
COACH: Adolph Rupp
CO-CAPTAINS: Cliff Hagan and Frank Ramsey

Dec. 13	Varsity	76	Freshman	45
Jan. 19	Ramsey's	71	Hagans	50
Feb. 4	Hagans	68	Ramsey's	55
Feb. 28	Blues	49	Whites	47
		264		**197**

1953-54 — Won 25, Lost 0.

Ranked 1st Nationally AP, 2nd UPI
UKIT Champions
SEC Champions (14-0)
Declined NCAA Berth
COACH: Adolph Rupp
CO-CAPTAINS: Cliff Hagan and Frank Ramsey

Dec. 5	Temple	(H)	86	59
Dec. 12	Xavier	(A)	81	66
Dec. 14	Wake Forest	(H)	101	69
Dec. 18	St. Louis	(A)	71	59
	UK INVITATIONAL TOURNAMENT			
Dec. 21	Duke		85	69
Dec. 22	LaSalle (finals)		73	60
Dec. 28	Minnesota	(H)	74	59
Jan. 4	Xavier	(H)	77	71
Jan. 9	Georgia Tech	(H)	105	53
Jan. 11	DePaul	(H)	81	63
Jan. 16	Tulane	(H)	94	43
Jan. 23	Tennessee	(A)	97	71
Jan. 30	Vanderbilt	(A)	85	63
Feb. 2	Georgia Tech	(N1)	99	48
Feb. 4	Georgia	(H)	106	55
Feb. 6	Georgia	(N2)	100	68
Feb. 8	Florida	(A)	97	55
Feb. 13	Mississippi	(H)	88	62
Feb. 15	Mississippi St.	(H)	81	49
Feb. 18	Tennessee	(H)	90	63
Feb. 20	DePaul	(A)	76	61
Feb. 22	Vanderbilt	(H)	100	64
Feb. 27	Auburn	(N3)	109	79
Mar. 1	Alabama	(A)	68	43
	SEC PLAYOFF			
	(Nashville, Tenn.)			

(Playoff game to determine SEC champion and representative in NCAA Tournament. Kentucky and LSU tied for league title due to a schedule disagree- ment. Kentucky won but declined NCAA.)

Mar. 9	Louisiana St.		63	56
			2187	**1508**

Date	Team	Site	Ky.	Opp.
SEC CHAMPIONS				
(N1) Louisville (N2) Owensboro, Ky.				
(N3) Montgomery				
- Leading Scorers -Cliff Hagan (6-4 Sr. C) 24.0				
Frank Ramsey (6-3 S. G) 19.6				
Lou Tsioropoulos (6-5 Sr. F) 14.5				
Billy Evans (6-1 Jr. F) 8.4				
Gayle Rose (6-0 Jr. G) 6.7				

1954-55 — Won 23, Lost 3.

NCAA Tournament Participant (1-1)
UKIT Champions
SEC Champions (12-2)
Ranked 2nd Nationally AP, UPI
COACH: Adolph Rupp
CAPTAIN: Bill Evans

Dec. 4	Louisiana St.	(H)	74	58
Dec. 11	Xavier	(A)	73	69
Dec. 18	Temple	(H)	79	61
	UNIVERSITY OF KENTUCKY			
	INVITATIONAL TOURNAMENT			
(Lexington, Ky.)				
Dec. 21	Utah		70	65
Dec. 22	LaSalle (finals)		63	54
Dec. 30	St. Louis	(H)	82	65
Jan. 1	Temple	(A)	101	69
Jan. 8	**Georgia Tech**	**(H)**	**58**	**59**
Jan. 10	DePaul	(H)	92	59
Jan. 15	Tulane	(A)	58	44
Jan. 17	Louisiana St.	(A)	64	62
Jan. 22	Tennessee	(A)	84	66
Jan. 29	Vanderbilt	(A)	75	71
Jan. 31	**Georgia Tech**	**(A)**	**59**	**65**
Feb. 3	Florida	(H)	87	63
Feb. 5	Mississippi	(N1)	84	66
Feb. 7	Mississippi St.	(A)	61	56
Feb. 9	Georgia	(H)	86	40
Feb. 14	Xavier	(H)	66	55
Feb. 19	DePaul	(A)	76	72
Feb. 21	Vanderbilt	(H)	77	59
Feb. 26	Auburn	(H)	93	59
Feb. 28	Alabama	(H)	66	52
Mar. 5	Tennessee	(H)	104	61
SEC CHAMPIONS				
	NCAA TOURNAMENT			
	(Eastern Regionals)			
	(Evanston, Illinois)			
Mar. 11	**Marquette**		**71**	**79**
Mar. 12	Penn State		84	59
			1987	**1588**

(N1) Memphis

- Leading Scorers -

Bob Burrow (6-7 Jr. C) 19.0
Billy Evans (6-1 Jr. F) 13.9
Jerry Bird (6-6 Jr. F) 10.7
Phil Grawemeyer (6-7 Jr. F) *13.0
Gayle Rose (6-0 Sr. G) 7.4

*Grawemeyer ranked 4th in total points with 260 in 20 games. Broke leg against DePaul and missed last six games.

1955-56 — Won 20, Lost 6.

Ranked 9th Nationally AP
Second SEC (12-2)
NCAA Tournament Participant (1-1)
UKIT Runner-up
COACH: Adolph Rupp
CAPTAINS: Phil Grawemeyer

Dec. 3	Louisiana St.	(A)	62	52
Dec. 10	Temple	(H)	61	73
Dec. 12	DePaul	(H)	71	69
Dec. 15	Maryland	(A)	62	61
Dec. 17	Idaho	(H)	91	49
	UK INVITATIONAL TOURNAMENT			
Dec. 20	Minnesota		72	65
Dec. 21	**Dayton**		**74**	**89**
Dec. 28	St. Louis U.	(A)	101	80
Jan. 7	Georgia Tech	(H)	104	51
Jan. 12	Tulane	(H)	85	63
Jan. 14	Louisiana St.	(H)	107	65
Jan. 21	Tennessee	(A)	95	68
Jan. 28	**Vanderbilt**	**(A)**	**73**	**81**
Jan. 30	Georgia Tech	(A)	84	62
Feb. 1	Duke	(H)	81	76
Feb. 4	Auburn	(N1)	82	81
Feb. 6	Florida	(A)	81	70
Feb. 11	Mississippi	(H)	88	49
Feb. 13	Mississippi St.	(H)	86	65
Feb. 18	**DePaul**	**(A)**	**79**	**81**
Feb. 20	Vanderbilt	(H)	76	55
Feb. 25	**Alabama**	**(N1)**	**77**	**101**
Feb. 27	Georgia	(N2)	143	66
Mar. 3	Tennessee	(H)	101	77
	NCAA TOURNAMENT			

(Kentucky represented the SEC in NCAA when champion Alabama declined the bid.)

	(Eastern Regionals)			
	(Iowa City, Iowa)			
Mar. 16	Wayne U.	(A)	84	64
Mar. 17	**Iowa**	**(A)**	**77**	**89**
			2197	**1802**

(N1) Montgomery
(N2) Louisville

- Leading Scorers -

Bob Burrow (6-7 Sr. C) 21.1
Jerry Bird (6-6 Sr. F) 16.2
Vernon Hatton (6-3 Soph. G) 13.3
Gerry Calvert (5-11 Jr. G) 11.2
Phil Grawemeyer (6-7 Sr. F) 8.4

1956-57 — Won 23, Lost 5.

Ranked 3rd Nationally AP, UPI
UKIT Champions
SEC Champions (12-2)
Sugar Bowl Champions
NCAA Tournament Participant (1-1)
COACH: Adolph Rupp
HONORARY CO-CAPTAINS: Ed Beck and Gerry Calvert

Dec. 1	Washington & Lee	(H)	94	66
Dec. 3	Miami (Fla.)	(H)	114	75
Dec. 8	Temple	(A)	73	58
Dec. 10	**St. Louis**	**(H)**	**70**	**71**
Dec. 15	Maryland	(H)	76	55
Dec. 18	**Duke**	**(A)**	**84**	**85**
	UK INVITATIONAL TOURNAMENT			
Dec. 21	Southern Meth.		73	67
Dec. 22	Illinois (finals)		91	70
	SUGAR BOWL			
	(New Orleans, La.)			
Dec. 28	Virginia Tech		56	55
Dec. 29	Houston (finals)		111	76
Jan. 5	Georgia Tech	(H)	95	72
Jan. 7	Loyola (Chicago)	(H)	81	62
Jan. 12	Louisiana St.	(A)	51	46
Jan. 14	**Tulane**	**(A)**	**60**	**68**
Jan. 19	Tennessee	(A)	97	72
Jan. 26	Vanderbilt	(A)	91	83
Jan. 28	Georgia Tech	(A)	76	65
Jan. 30	Georgia	(H)	84	53
Feb. 2	Florida	(H)	88	61
Feb. 8	Mississippi	(N1)	75	69
Feb. 11	**Mississippi St.**	**(A)**	**81**	**89**
Feb. 15	Loyola (Chicago)	(A)	115	65
Feb. 18	Vanderbilt	(H)	80	65
Feb. 23	Alabama	(H)	79	60
Feb. 25	Auburn	(H)	103	85
Mar. 2	Tennessee	(H)	93	75
	SEC CHAMPIONS			
	NCAA TOURNAMENT			
	(Midwest Regional)			
	(Lexington, Ky.)			
Mar. 15	Pittsburgh		98	92
Mar. 16	**Michigan St.**		**68**	**80**
			2357	**1953**

(N1) Memphis

- Leading Scorers -

Johnny Cox (6-4 Soph. F) 19.4
Gerry Calvert (5-11 Sr. G) 15.2
Vernon Hatton (6-3 Jr. G) 14.8
John Crigler (6-3 Jr. F) 10.3
Ed Beck (6-7 Jr. C) 9.5

1957-58 — Won 23, Lost 6.

National Champions
(NCAA Tournament)
SEC Champions (12-2)
Ranked 9th Nationally AP, 14th UPI
UKIT Participant (1-1)
COACH: Adolph Rupp
HONORARY CAPTAIN: Ed Beck

Date	Team	Site	Ky.	Opp.
Dec. 2	Duke	(H)	78	74
Dec. 4	Ohio State	(A)	61	54
Dec. 7	Temple	(H)	85	***83
Dec. 9	**Maryland**	**(A)**	**62**	**71**
Dec. 14	St. Louis	(A)	73	60
Dec. 16	**Southern Meth.**	**(A)**	**64**	**65**
	UK INVITATIONAL TOURNAMENT			
Dec. 20	**West Virginia**		**70**	**77**
Dec. 21	Minnesota		78	58
Dec. 23	Utah State	(H)	92	64
Dec. 30	Loyola (Chicago)	(H)	75	42
Jan. 4	Georgia Tech	(H)	76	60
Jan. 6	Vanderbilt	(A)	86	81
Jan. 11	Louisiana St.	(H)	97	52
Jan. 13	Tulane	(H)	86	50
Jan. 18	Tennessee	(H)	77	68
Jan. 27	**Georgia Tech**	**(A)**	**52**	**71**
Jan. 29	Georgia	(N1)	74	55
Jan. 31	Florida	(A)	78	56
Feb. 8	Mississippi	(H)	96	65
Feb. 10	Mississippi St.	(H)	72	62
Feb. 15	**Loyola (Chicago)**	**(A)**	**56**	**57**
Feb. 17	Vanderbilt	(H)	65	61
Feb. 22	Alabama	(N2)	45	*43
Feb. 24	**Auburn**	**(N3)**	**63**	**64**
Mar. 1	Tennessee	(A)	77	66
SEC CHAMPIONS				
	NCAA TOURNAMENT			
	(Mideast Regional)			
	(Lexington, Ky.)			
Mar. 14	Miami (Ohio)		94	70
Mar. 15	Notre Dame		89	56
	FINALS			
	Louisville, Ky.			
Mar. 21	Temple		61	60
Mar. 22	Seattle (finals)		84	72
			2166	**1817**

NATIONAL COLLEGIATE CHAMPIONS FOR RECORD FOURTH TIME

(N1) Atlanta (N2) Montgomery
(N3) Birmingham

- Leading Scorers -

Vernon Hatton (6-3 Sr. G) 17.1
Johnny Cox (6-4 Jr. F) 14.9
John Crigler (6-3 Sr. F) 13.6
Adrian Smith (6-0 Sr. G) 12.4
Ed Beck (6-7 Sr. C) 5.6

1958-59 — Won 24, Lost 3.

NCAA Tournament Participant (1-1)
UKIT Champions
Second SEC (12-2)
Ranked 2nd Nationally
COACH: Adolph Rupp HONORARY
CAPTAIN: Johnny Cox

Dec. 1	Florida St.	(H)	91	68
Dec. 6	Temple	(A)	76	71
Dec. 8	Duke	(A)	78	64
Dec. 11	Southern Meth.	(H)	72	60
Dec. 13	St. Louis	(H)	76	57
Dec. 15	Maryland	(H)	58	*56
	UK INVITATIONAL TOURNAMENT			
Dec. 19	Ohio State		95	76
Dec. 20	West Virginia (finals)		97	91
Dec. 29	Navy	(H)	82	69
Dec. 30	Illinois	(N1)	76	75
Jan. 3	Georgia Tech	(H)	72	62
Jan. 6	**Vanderbilt**	**(A)**	**66**	**75**
Jan. 10	Louisiana St.	(A)	76	61
Jan. 12	Tulane	(A)	85	68
Jan. 17	Tennessee	(H)	79	58
Jan. 26	Georgia Tech	(A)	94	70
Jan. 29	Georgia	(H)	108	55
Jan. 31	Florida	(H)	94	51
Feb. 7	Mississippi	(N2)	97	72
Feb. 9	**Mississippi St.**	**(A)**	**58**	**66**
Feb. 14	Notre Dame	(N3)	71	52
Feb. 18	Vanderbilt	(H)	83	71
Feb. 21	Auburn	(H)	75	56
Feb. 23	Alabama	(H)	39	32
Feb. 28	Tennessee	(A)	69	56
	NCAA TOURNAMENT			

(Kentucky represented the SEC in NCAA when champion Miss. State declined the bid.)

THE RECORDS

ALL-TIME RECORDS

Date	Team	Site	Ky.	Opp.
1958-59 continued				
	(Mideast Regional)			
	Evanston, Ill.			
Mar. 13	Louisville		61	76
Mar. 14	**Marquette**		**98**	**69**
			2126	1737

(N1) Louisville (N3)Chicago
(N2) Jackson, Miss.

- Leading Scorers -

Johnny Cox (6-4 Sr. F) 17.9
Billy Ray Lickert (6-3 Soph. G) 13.5
Bennie Coffman (6-0 Jr. G) 10.7
Don Mills (6-6 Jr. C) 10.5
Sid Cohen (6-1 Jr. G) 8.1
Dickie Parsons (5-10 Soph G) 8.0

1959-60 — Won 18, Lost 7.

Third SEC (10-4)
UKIT Runner-up
COACH: Adolph Rupp
CO-CAPTAINS: Bill Lickert and Don Mills

Dec. 1	Colorado St.	(H)	106	73
Dec. 4	UCLA	(A)	68	66
Dec. 5	**So. California**	**(A)**	**73**	**87**
Dec. 12	**St. Louis**	**(A)**	**61**	**73**
Dec. 14	Kansas	(A)	77	*72
	UK INVITATIONAL TOURNAMENT			
Dec. 18	North Carolina		76	70
Dec. 19	**W. Virginia**		**70**	**79**
Dec. 20	Temple	(N1)	97	92
Dec. 28	Ohio State	(H)	96	93
Jan. 2	**Georgia Tech**	**(H)**	**54**	**62**
Jan. 5	Vanderbilt	(A)	76	59
Jan. 9	Louisiana St.	(H)	77	45
Jan. 11	Tulane	(H)	68	42
Jan. 16	Tennessee	(A)	78	68
Jan. 25	**Georgia Tech**	**(A)**	**44**	**65**
Jan. 27	Georgia	(N2)	84	60
Jan. 29	Florida	(A)	75	62
Feb. 6	Mississippi	(H)	61	43
Feb. 8	Mississippi St.	(H)	90	59
Feb. 13	Notre Dame	(H)	68	65
Feb. 16	Vanderbilt	(H)	68	60
Feb. 20	Auburn	(A)	60	61
Feb. 22	Alabama	(N3)	75	55
Feb. 27	**Tennessee**	**(H)**	**63**	**65**
Mar. 5	Pittsburgh	(H)	73	66
			1838	1642

(N1) Louisville (N3) Montgomery, Ala.
(N2) Columbus, Ga.

- Leading Scorers -

Billy Ray Lickert (6-3 Jr. F/G) 14.4
Don Mills (6-6 Sr. C-F) 12.7
Sid Cohen (6-1 Sr. G) 10.7
Bennie Coffman (6-0 Sr. G) 10.2
Ned Jennings (6-9 Jr. C) 8.8

1960-61 — Won 19, Lost 9.

NCAA Tournament Participant (1-1)
UKIT Runner-up
Second SEC (10-4)
Ranked 18th Nationally UPI
COACH: Adolph Rupp
CAPTAIN: Dick Parsons

Dec. 1	Va. Military Inst.	(H)	72	56
Dec. 3	**Florida St.**	**(H)**	**58**	**63**
Dec. 7	Notre Dame	(N1)	68	62
Dec. 13	N. Carolina	(N2)	70	65
Dec. 17	**Temple**	**(A)**	**58**	**66**
	UK INVITATIONAL TOURNAMENT			
Dec. 21	Illinois		83	78
Dec. 22	**St. Louis**		**72**	***74**
Dec. 31	Missouri	(H)	81	69
Jan. 2	Miami (Ohio)	(H)	70	58
Jan. 7	Georgia Tech	(H)	89	79
Jan. 9	**Vanderbilt**	**(A)**	**62**	**64**
Jan. 13	**Louisiana St.**	**(A)**	**59**	**73**
Jan. 14	**Tulane**	**(A)**	**70**	**72**
Jan. 21	Tennessee	(H)	83	54
Jan. 30	**Georgia Tech**	**(A)**	**60**	**62**
Feb. 4	Florida	(H)	89	68
Feb. 7	Georgia	(H)	74	67
Feb. 11	Mississippi	(N3)	74	60
Feb. 13	Mississippi St.	(A)	68	62
Feb. 17	UCLA	(H)	77	76
Feb. 21	Vanderbilt	(H)	60	59
Feb. 25	Alabama	(H)	80	53
Feb. 27	Auburn	(H)	77	51
Mar. 4	Tennessee	(A)	68	61
	SEC PLAYOFF			
	(Knoxville, Tenn.)			

(To determine SEC representative in NCAA Tournament after champion Miss. State declined bid. Second place Kentucky and Vanderbilt each had 10-4 records.)

Mar. 9	Vanderbilt		88	67
Mar. 11	Marquette	(N4)	72	88
	NCAA TOURNAMENT			
	(Mideast Regional)			
	(Louisville, Ky.)			
Mar. 17	Morehead		71	64
Mar. 18	**Ohio State**		**74**	**87**
			2027	1858

(N1) Louisville Ky. (N3) Jackson, Miss.
(N2) Greensboro, N.C. (N4) Chicago, Ill.

- Leading Scorers -

Billy Ray Lickert (6-3 Sr. F-G) 16.0
Roger Newman (6-4 Sr. F-G) 14.1
Larry Pursiful (6-1 Jr. G) 13.4
Ned Jennings (6-9 Sr. C) 11.5
Carrol Burchett (6-4 Jr. F-C) 5.1

1961-62 — Won 23, Lost 3.

UKIT Champions
SEC Co-Champions (13-1)
NCAA Tournament Participant (1-1)
Ranked 3rd Nationally AP, UPI
COACH: Adolph Rupp
CAPTAIN: Larry Pursiful

Dec. 2	Miami (Ohio)	(H)	93	61
Dec. 4	**So. California**	**(H)**	**77**	**79**
Dec. 11	St. Louis	(H)	86	77
Dec. 16	Baylor	(H)	94	60
Dec. 18	Temple	(H)	78	55
	UK INVITATIONAL TOURNAMENT			
Dec. 22	Tennessee		96	69
Dec. 23	Kansas St. (finals)		80	67
Dec. 27	Yale	(H)	79	58
Dec. 30	Notre Dame	(N1)	100	53
Jan. 2	Virginia	(H)	93	73
Jan. 6	Georgia Tech	(H)	89	70
Jan. 8	Vanderbilt	(A)	77	68
Jan. 12	Louisiana St.	(H)	84	63
Jan. 15	Tennessee	(A)	95	82
Jan. 29	Georgia Tech	(A)	71	62
Jan. 31	Georgia	(N2)	86	59
Feb. 2	Florida	(A)	81	69
Feb. 10	Mississippi	(H)	83	60
Feb. 12	**Mississippi St.**	**(H)**	**44**	**49**
Feb. 19	Vanderbilt	(H)	87	80
Feb. 24	Alabama	(A)	73	65
Feb. 26	Auburn	(A)	63	60
Mar. 5	Tulane	(H)	97	72
Mar. 10	Tennessee	(H)	90	59
SEC CO-CHAMPIONS				
	NCAA TOURNAMENT			
	(Mideast Regional)			
	(Iowa City,Iowa)			
Mar. 16	Butler		81	60
Mar. 17	Ohio State		64	74
			2141	1704

(N1) Freedom Hall, Louisville
(N2) Ga. Tech Coliseum, Atlanta

- Leading Scorers -

Cotton Nash (6-5 Soph. C-F) 23.4
Larry Pursiful (6-1 Sr. G) 19.1
Carrol Burchett (6-4 Sr. C-F) 11.2
Scotty Baesler (6-0 Jr. G) 10.9
Roy Roberts (6-4 Jr. F) 7.0

1962-63 — Won 16, Lost 9.

Fifth SEC (8-6) UKIT Champions
COACH: Adolph Rupp
CAPTAIN: Scotty Baesler

Dec. 1	Virginia Tech	(H)	77	80
Dec. 8	Temple	(A)	56	52
Dec. 12	Florida St.	(H)	83	54
Dec. 15	Northwestern	(H)	71	60
Dec. 17	**N. Carolina**	**(H)**	**66**	**68**
	UK INVITATIONAL TOURNAMENT			
Dec. 21	Iowa		94	69
Dec. 22	West Virginia (finals)		79	75
Dec. 27	Dartmouth	(H)	95	49
Dec. 29	Notre Dame	(N1)	78	70
Dec. 31	**St. Louis**	**(A)**	**63**	**87**
Jan. 5	**Georgia Tech**	**(H)**	**85**	****86**
Jan. 7	Vanderbilt	(A)	106	82
Jan. 11	Louisiana St.	(A)	63	56
Jan. 12	Tulane	(A)	81	72
Jan. 19	**Tennessee**	**(H)**	**69**	***78**
Jan. 26	Xavier	(H)	90	76
Jan. 28	**Georgia Tech**	**(A)**	**62**	**66**
Jan. 31	Georgia	(H)	74	67
Feb. 2	Florida	(H)	94	71
Feb. 9	Mississippi	(N2)	75	69
Feb. 11	**Mississippi St.**	**(A)**	**52**	**56**
Feb. 18	**Vanderbilt**	**(H)**	**67**	**69**
Feb. 23	Auburn	(H)	78	59
Feb. 25	Alabama	(H)	80	63
Mar. 2	**Tennessee**	**(A)**	**55**	**63**
			1893	1697

(N1) Louisville (N2) Jackson

- Leading Scorers -

Cotton Nash (6-5 Jr. F-C) 20.6
*Charles Ishmael (6-5 Jr. G) 11.1
Ted Deeken (6-3 Jr. F) 9.8
Scotty Baesler (5-11 Sr. G) 9.7
Roy Roberts (6-4 Sr. F) 9.0
*Ineligible second semester

1963-64 — Won 21, Lost 6.

UKIT and Sugar Bowl Champions
SEC Champions (11-3)
Ranked 3rd UPI, 4th AP Nationally
NCAA Tournament Participant (0-2)
COACH: Adolph Rupp
CO-CAPTAINS: Cotton Nash and Ted Deeken

Nov. 30	Virginia	(H)	75	64
Dec. 2	Texas Tech	(H)	107	91
Dec. 7	Northwestern	(A)	95	63
Dec. 9	N. Carolina	(H)	100	80
Dec. 14	Baylor	(H)	101	65
	UK INVITATIONAL TOURNAMENT			
Dec. 20	Wisconsin		108	85
Dec. 21	Wake Forest (Finals)		98	75
Dec. 28	Notre Dame	(N1)	101	81
	SUGAR BOWL (New Orleans, La.)			
Dec. 30	Loyola (La.)		86	64
Dec. 31	Duke (Finals)		81	79
Jan. 4	**Georgia Tech**	**(A)**	**67**	**76**
Jan. 6	**Vanderbilt**	**(A)**	**83**	**85**
Jan. 10	Louisiana St.	(H)	103	84
Jan. 11	Tulane	(H)	105	63
Jan. 18	Tennessee	(H)	66	57
Jan. 25	Georgia Tech	(H)	79	62
Feb. 1	Florida	(A)	77	72
Feb. 3	Georgia	(A)	103	83
Feb. 8	Mississippi	(H)	102	59
Feb. 10	Mississippi St.	(H)	65	59
Feb. 17	Vanderbilt	(H)	104	73
Feb. 23	Auburn	(N2)	99	79
Feb. 24	**Alabama**	**(A)**	**59**	**65**
Feb. 29	Tennessee	(A)	42	38
Mar. 2	St. Louis	(H)	60	67
SEC CHAMPIONS				
	NCAA TOURNAMENT			
	(Mideast Regional)			
	(Minneapolis, Minn.)			
Mar. 13	**Ohio University**		**69**	**85**
Mar. 14	**Loyola (Chicago)**		**91**	**100**
			2326	1954

(N1) Louisville (N2) Montgomery, Ala.

- Leading Scorers -

Cotton Nash (6-5 Sr. C-F) 24.0
Ted Deeken (6-3 Sr. F) 18.5
Larry Conley (6-3 Soph. F-C) 12.2
Terry Mobley (6-2 Jr. G) 9.4
Randy Embry (5-11 Jr. G) 7.2

1964-65 — Won 15, Lost 10.

5th SEC (10-6)
Unranked in Polls
UKIT Runner-up
COACH: Adolph Rupp
CAPTAIN: Randy Embry

Dec. 4	Iowa	(H)	85	77
Dec. 7	N. Carolina	(N1)	67	82
Dec. 9	Iowa State	(H)	100	74
Dec. 12	Syracuse	(H)	110	77
	UK INVITATIONAL TOURNAMENT			
Dec. 18	W. Virginia		102	78
Dec. 19	**Illinois**		**86**	**91**
Dec. 22	**St. Louis**	**(A)**	**75**	**80**
Dec. 29	**Notre Dame**	**(N2)**	**97**	**111**
Jan. 2	Dartmouth	(H)	107	67
Jan. 5	**Vanderbilt**	**(H)**	**79**	**97**
Jan. 9	Louisiana St.	(A)	79	66
Jan. 11	Tulane	(A)	102	72
Jan. 16	**Tennessee**	**(A)**	**58**	**77**
Jan. 18	Auburn	(H)	73	67
Jan. 23	**Florida**	**(A)**	**68**	**84**
Jan. 25	Georgia	(A)	102	82
Jan. 30	Florida	(H)	78	61
Feb. 1	Georgia	(H)	96	64
Feb. 6	Mississippi	(H)	102	65
Feb. 8	Mississippi St.	(H)	74	56
Feb. 16	**Vanderbilt**	**(A)**	**90**	**91**
Feb. 20	**Auburn**	**(A)**	**69**	**88**
Feb. 22	**Alabama**	**(A)**	**71**	**75**
Feb. 27	Tennessee	(H)	61	60
Mar. 1	Alabama	(H)	78	72
			2109	1914

(N1) Charlotte, N.C.
(N2) Louisville, Ky.

- Leading Scorers -

Louie Dampier (6-0 Soph. G) 17.0
Pat Riley (6-4 Soph. F) 15.0
Tommy Kron (6-5 Jr. G-F) 12.3
John Adams (6-7 Sr. C) 11.8
Larry Conley (6-3 Jr. F) 11.6

1965-66 — Won 27, Lost 2.

SEC Champions (15-1)
UKIT Champions
Ranked First Nationally in Polls
National Runner-up in NCAA
COACH: Adolph Rupp HONORARY
CAPTAIN: (None)

Dec. 1	Hardin-Simmons	(H)	83	55
Dec. 4	Virginia	(A)	99	73
Dec. 8	Illinois	(A)	86	86
Dec. 11	Northwestern	(H)	86	75
	UK INVITATIONAL TOURNAMENT			
Dec. 17	Air Force		78	58
Dec. 18	Indiana (Finals)		91	56
Dec. 22	Texas Tech	(A)	89	73
Dec. 29	Notre Dame	(N1)	103	69
Jan. 3	St. Louis	(H)	80	70
Jan. 8	Florida	(A)	78	64
Jan. 10	Georgia	(A)	69	**65
Jan. 15	Vanderbilt	(H)	96	83
Jan. 24	Louisiana St.	(H)	111	85
Jan. 29	Auburn	(H)	115	78
Jan. 31	Alabama	(H)	82	62
Feb. 2	Vanderbilt	(A)	105	90
Feb. 5	Georgia	(H)	74	50
Feb. 7	Florida	(H)	85	75
Feb. 12	Auburn	(A)	77	64
Feb. 14	Alabama	(A)	90	67
Feb. 19	Mississippi St.	(A)	73	69
Feb. 21	Mississippi	(A)	108	65
Feb. 26	Tennessee	(H)	78	64
Mar. 5	**Tennessee**	**(A)**	**62**	**69**
Mar. 7	Tulane	(H)	103	74
SEC CHAMPIONS				
	NCAA TOURNAMENT			
	(Mideast Regional)			
	(Iowa City, Iowa)			
Mar. 11	Dayton		86	79
Mar. 12	Michigan		84	77
	(Finals)			
	(College Park, Md.)			
Mar. 18	Duke		83	79
Mar. 19	**Texas Western**		**65**	**72**
			2519	2028

INTERNATIONAL UNIVERSITIES TOURNAMENT
(Tel Aviv, Isreal)

Aug. 3	Warsaw Univ.		67	58
Aug. 4	Cambridge Niv.		104	45

* Denotes 1 overtime period
** Denotes 2 overtime periods.
*** Denotes 3 overtime periods.

THE RECORDS

ALL-TIME RECORDS

Date	Team	Site	Ky.	Opp.
1965-66 continued				
Aug. 6	Salonika Univ.		91	60
Aug. 10	Instanbul Univ.		82	36
Aug. 11	Warsaw Univ.		87	57

(N1) Louisville

- Leading Scorers -

Pat Riley (6-4 Jr. F).....21.9
Louie Dampier (6-0 Jr. G).....21.1
Thad Jaracz (6-5 Soph. C).....13.2
Larry Conley (6-3 Sr. F).....11.5
Tommy Kron (6-5 Sr. G).....10.2

1966-67 — Won 13, Lost 13.

Won 13, Lost 13 (Worst under Rupp)
Tied 5th SEC (8-10) Unranked in Polls
UKIT Champions
COACH: Adolph Rupp
HONORARY CAPTAIN: (None)

Dec. 3	Virginia	(H)	104	84
Dec. 5	**Illinois**	**(H)**	**97**	***98**
Dec. 10	Northwestern	(A)	118	116
Dec. 13	**N. Carolina**	**(H)**	**55**	**64**
Dec. 17	**Florida**	**(H)**	**75**	**78**
	UK INVITATIONAL TOURNAMENT			
Dec. 22	Oregon State		96	66
Dec. 23	Kansas St. (Finals)		83	79
Dec. 28	**Cornell**	**(H)**	**77**	**92**
Dec. 31	Notre Dame	(N1)	96	85
Jan. 5	**Vanderbilt**	**(H)**	**89**	***91**
Jan. 14	**Florida**	**(A)**	**72**	**89**
Jan. 16	**Georgia**	**(A)**	**40**	**49**
Jan. 21	Auburn	(H)	60	58
Jan. 23	**Tennessee**	**(H)**	**50**	****52**
Jan. 28	Louisiana St.	(H)	102	72
Jan. 30	Mississippi	(H)	96	53
Feb. 4	Louisiana St.	(A)	105	84
Feb. 6	Mississippi	(A)	79	70
Feb. 11	**Mississippi St.**	**(H)**	**72**	***77**
Feb. 13	**Tennessee**	**(A)**	**57**	**76**
Feb. 18	Mississippi St.	(A)	103	74
Feb. 20	Georgia	(H)	101	76
Feb. 25	**Alabama**	**(A)**	**71**	**81**
Feb. 27	**Auburn**	**(A)**	**49**	**60**
Mar. 4	**Vanderbilt**	**(A)**	**94**	**110**
Mar. 6	Alabama	(H)	110	78
			2151	**2012**

(N1) Louisville

- Leading Scorers -

Louie Dampier (6-0 Sr. G).....20.6
Pat Riley (6-3 Sr. F).....17.4
Thad Jaracz (6-5 Jr. C-F).....11.3
Cliff Berger (6-8 Jr. C).....11.3
Phil Argento (6-0 Soph. G).....5.2

1967-68 — Won 22, Lost 5.

Ranked 4th in Polls
SEC Champions (15-3)
UKIT Champions
COACH: Adolph Rupp
CAPTAIN: Thad Jaracz

Dec. 2	Michigan	(A)	96	79
Dec. 4	Florida	(H)	99	76
Dec. 6	Xavier	(H)	111	76
Dec. 9	Pennsylvania	(H)	64	49
Dec. 12	**N. Carolina**	**(N1)**	**77**	**84**
	UK INVITATIONAL TOURNAMENT			
Dec. 22	Dayton		88	85
Dec. 23	S. Carolina (Finals)		76	66
Dec. 30	Notre Dame	(N2)	81	73
Jan. 6	Vanderbilt	(A)	94	78
Jan. 8	Alabama	(A)	84	76
Jan. 13	**Florida**	**(A)**	**78**	**96**
Jan. 15	Georgia	(H)	104	73
Jan. 20	**Auburn**	**(A)**	**73**	**74**
Jan. 22	**Tennessee**	**(A)**	**59**	**87**
Jan. 27	Louisiana St.	(A)	121	95
Jan. 29	Mississippi	(A)	85	76
Feb. 3	Louisiana St.	(H)	109	96
Feb. 5	Mississippi	(H)	78	62
Feb. 10	Mississippi St.	(A)	92	84
Feb. 12	Tennessee	(H)	60	59
Feb. 17	Mississippi St.	(H)	107	81
Feb. 19	Georgia	(A)	106	87
Feb. 24	Alabama	(H)	96	83
Feb. 26	Auburn	(H)	89	57
Mar. 2	Vanderbilt	(H)	85	80
SEC CHAMPIONS				
	NCAA TOURNAMENT			
	(Mideast Regionals)			
	(Lexington, Ky.)			
Mar. 15	Marquette		107	89
Mar. 16	**Ohio State**		**81**	**82**
			2400	**2103**

(N1) Greensboro, N.C. (N2) Louisville

- Leading Scorers -

Mike Casey (6-4 Soph. G).....20.1
Dan Issel (6-8 Soph. C).....16.4
Mike Pratt (6-4 Soph. F).....14.1
Thad Jaracz (6-5 Sr. F).....11.3
Phil Argento (6-2 Jr. G).....12.3

1968-69 — Won 23, Lost 5.

Ranked 7th in Polls
SEC Champions (16-2)
UKIT Champions
COACH: Adolph Rupp
CAPTAIN: Phil Argento

Nov. 30	Xavier	(H)	115	77
Dec. 2	Miami	(A)	86	77
Dec. 7	**N. Carolina**	**(H)**	**77**	**87**
Dec. 14	Pennsylvania	(A)	102	78
	UK INVITATIONAL TOURNAMENT			
Dec. 20	Michigan		112	104
Dec. 21	Army (Finals)		80	65
Dec. 28	Notre Dame	(N1)	110	90
Dec. 31	**Wisconsin**	**(N2)**	**65**	**69**
Jan. 4	Mississippi	(A)	69	59
Jan. 6	Mississippi St.	(A)	91	72
Jan. 11	Florida	(H)	88	67
Jan. 13	Georgia	(H)	88	68
Jan. 18	Tennessee	(A)	69	66
Jan. 25	Louisiana St.	(A)	108	96
Jan. 27	Alabama	(A)	83	*70
Feb. 1	Vanderbilt	(H)	103	89
Feb. 3	Auburn	(H)	105	93
Feb. 8	Mississippi	(H)	104	68
Feb. 10	Mississippi St.	(H)	91	69
Feb. 15	**Florida**	**A)**	**81**	**82**
Feb. 17	Georgia	(A)	85	77
Feb. 22	Louisiana St.	(H)	103	89
Feb. 26	Alabama	(H)	108	79
Mar. 1	**Vanderbilt**	**(A)**	**99**	**101**
Mar. 3	Auburn	(A)	90	86
Mar. 8	Tennessee	(H)	84	69
SEC CHAMPIONS				
	NCAA TOURNAMENT			
	(Mideast)			
	(Madison, Wisc.)			
Mar. 13	**Marquette**	**(N)**	**74**	**81**
Mar. 15	Miami	(N)	72	71
			2542	**2199**

(N1) Louisville (N2) Chicago

- Leading Scorers -

Dan Issel (6-8 Jr. C).....26.6
Mike Casey (6-4 Jr. G).....19.1
Mike Pratt (6-4 Jr. F).....16.9
Phil Argento (6-2 Sr. G).....10.0
Larry Steele (6-5 Soph. F).....8.6

1969-70 — Won 26, Lost 2.

SEC Champions (17-1)
UKIT Champions
Ranked First Nationally in Polls
COACH: Adolph Rupp
CO-CAPTAINS: Dan Issel and Mike Pratt

Dec. 1	W. Virginia	(H)	106	87
Dec. 6	Kanas	(H)	115	85
Dec. 8	N. Carolina	(N1)	94	87
Dec. 13	Indiana	(H)	109	92
	UK INVITATIONAL TOURNAMENT			
Dec. 19	Navy		73	59
Dec. 20	Duke (Finals)		98	76
Dec. 27	Notre Dame	(N2)	102	100
Dec. 29	Miami (Ohio)	(H)	80	58
Jan. 3	Mississippi	(H)	95	73
Jan. 5	Mississippi St.	(H)	111	76
Jan. 10	Florida	(A)	88	69
Jan. 12	Georgia	(A)	72	71
Jan. 17	Tennessee	(H)	68	52
Jan. 24	Louisiana St.	(H)	109	96
Jan. 26	Alabama	(H)	86	71
Jan. 31	**Vanderbilt**	**(A)**	**81**	**89**
Feb. 2	Auburn	(A)	84	83
Feb. 7	Mississippi	(A)	120	85
Feb. 9	Mississippi St.	(A)	86	57
Feb. 14	Florida	(H)	110	66
Feb. 16	Georgia	(H)	116	86
Feb. 21	Louisiana St.	(A)	121	105
Feb. 23	Alabama	(A)	98	89
Feb. 28	Vanderbilt	(H)	90	86
Mar. 2	Auburn	(H)	102	81
Mar. 7	Tennessee	(A)	86	69
SEC CHAMPIONS				
	NCAA TOURNAMENT			
	(Mideast)			
	(Columbus, Ohio)			
Mar. 12	Notre Dame	(N3)	109	99
Mar. 14	**Jacksonville**	**(N3)**	**100**	**106**
			2709	**2253**

(N1) Charlotte, N.C. (N2) Louisville
(N3) Columbus, Ohio

- Leading Scorers -

Dan Issel (6-8 Sr. C).....33.9
Mike Pratt (6-4 Sr. F).....19.3
Tom Parker (6-6 Soph. F).....10.4
Larry Steele (6-5 Jr. F).....8.8
Terry Mills (6-2 Jr. G).....8.1

1970-71 — Won 22, Lost 6.

SEC Champions (16-2)
UKIT Runner-up
Ranked 10th AP
COACH: Adolph Rupp
HONORARY CO-CAPTAINS: Mike Casey and Larry Steele

Dec. 1	Northwestern	(A)	115	100
Dec. 5	Michigan	(H)	104	93
Dec. 7	W. Virginia	(A)	106	100
Dec. 12	Indiana	(A)	95	93
	UK INVITATIONAL TOURNAMENT			
Dec. 18	DePaul		106	85
Dec. 19	**Purdue (Finals)**		**83**	**89**
Dec. 22	Oregon St.	(H)	84	78
Dec. 29	**Notre Dame**	**(N1)**	**92**	**99**
Jan. 2	Mississippi	(A)	103	95
Jan. 4	Mississippi St.	(A)	79	71
Jan. 9	Florida	(H)	101	75
Jan. 11	Georgia	(H)	79	66
Jan. 16	**Tennessee**	**(A)**	**71**	**75**
Jan. 23	Louisiana St.	(A)	82	79
Jan. 25	Alabama	(A)	86	73
Jan. 30	Vanderbilt	(H)	102	92
Feb. 1	Auburn	(H)	114	76
Feb. 6	Mississippi	(H)	121	86
Feb. 8	Mississippi St.	(H)	102	83
Feb. 13	**Florida**	**(A)**	**65**	**74**
Feb. 15	Georgia	(A)	107	95
Feb. 20	Louisiana St.	(H)	110	73
Feb. 22	Alabama	(H)	101	74
Feb. 27	Vanderbilt	(A)	119	90
Mar. 1	Auburn	(A)	102	83
Mar. 6	Tennessee	(H)	84	78
SEC CHAMPIONS				
	NCAA TOURNAMENT			
	(Mideast Regional)			
	(Athens, Ga.)			
Mar. 18	**Western Ky.**		**83**	**107**
Mar. 20	**Marquette**		**74**	**91**
			2670	**2373**

(N1) Louisville

- Leading Scorers -

Tom Parker (6-7 Jr. F).....17.6
Mike Casey (6-4 Sr. G).....17.0
Tom Payne (7-2 Soph. C).....16.9
Kent Hollenbeck (6-4 Jr. G).....14.0
Larry Steele (6-5 Sr. F).....13.1

1971-72 — Won 21, Lost 7.

SEC Champions (14-4)
UKIT Champions
Ranked 14th UPI and 18th AP
COACH: Adolph Rupp
HONORARY CO-CAPTAINS: Stan Key and Tom Parker

Dec. 1	Northwestern	(H)	94	85
Dec. 4	Kansas	(A)	79	69
Dec. 6	Kansas St.	(A)	71	64
Dec. 11	**Indiana**	**(N1)**	**89**	****90**
Dec. 13	**Michigan St.**	**(H)**	**85**	**91**
Dec. 17	Missouri		83	79
Dec. 18	Princeton (Finals)		96	82
Dec. 28	Notre Dame	(N1)		83
67				
Jan. 8	Mississipp	(H)	93	82
Jan. 10	Mississippi St.	(H)	104	76
Jan. 15	**Florida**	**(A)**	**70**	**72**
Jan. 17	**Georgia**	**(A)**	**73**	**85**
Jan. 22	Tennessee	(H)	72	70
Jan. 24	Vanderbilt	(H)	106	80
Jan. 29	Louisiana St.	(H)	69	71
Jan. 31	Alabama	(H)	77	74
Feb. 5	Vanderbilt	(A)	85	*80
Feb. 7	Auburn	(A)	78	72
Feb. 12	Mississippi	(A)	90	82
Feb. 14	Mississippi St.	(A)	63	55
Feb. 19	Florida	(H)	95	68
Feb. 21	Georgia	(H)	87	63
Feb. 26	**Louisiana St.**	**(A)**	**71**	**88**
Feb. 28	**Alabama**	**(A)**	**70**	**73**
Mar. 6	Auburn	(H)	102	67
Mar. 9	Tennessee	(A)	67	66
SEC CO-CHAMPIONS				
	(Earned NCAA bid by beating Tennessee twice)			
	NCAA TOURNAMENT			
	(Mideast Regional)			
	(Dayton, Ohio)			
Mar. 16	Marquette		85	69
Mar. 18	**Florida St.**		**54**	**73**
			2311	**2093**

(N1) Louisville

- Leading Scorers -

Jim Andrews (6-11 Jr. C).....21.5
Tom Parker (6-7 Sr. F).....18.0
Ronnie Lyons (5-10 Soph. G).....13.2
Stan Key (6-3 Sr. G).....12.5
Larry Stamper (6-6 Jr. F).....10.3

JOE B. HALL ERA

1972-73 — Won 20, Lost 8.

SEC Champions (14-4)
UKIT Champions
Ranked 15th UPI and 17th AP
COACH: Joe B. Hall
HONORARY CAPTAIN: Jim Andrews

Nov. 29	Chilean NAT (Exh)+	(H)	125	62
Dec. 2	Michigan St.	(A)	75	66
Dec. 4	**Iowa**	**(H)**	**66**	**79**
Dec. 9	**Indiana**	**(A)**	**58**	**64**
Dec. 11	**N. Carolina**	**(N1)**	**70**	**78**
	UK INVITATIONAL TOURNAMENT			
Dec. 15	Nebraska		85	60
Dec. 16	Oregon (Finals)		95	68
Dec. 23	Kansas	(H)	77	71
Dec. 30	Notre Dame	(N1)	65	63
Jan. 6	**Mississippi**	**(A)**	**58**	**61**
Jan. 8	Mississippi St.	(A)	90	81
Jan. 13	Florida	(H)	95	65
Jan. 15	Georgia	(H)	89	68
Jan. 20	**Tennessee**	**(A)**	**64**	**65**
Jan. 22	**Vanderbilt**	**(A)**	**75**	**76**
Jan. 27	Louisiana St.	(A)	86	71
Jan. 29	Alabama	(A)	95	93
Feb. 3	**Vanderbilt**	**(H)**	**76**	**83**
Feb. 5	Auburn	(H)	88	57
Feb. 10	Mississippi	(H)	88	70
Feb. 12	Mississippi St.	(H)	100	*87
Feb. 17	Florida	(A)	94	83
Feb. 19	Georgia	(A)	99	86
Feb. 24	Louisiana St.	(H)	94	76
Feb. 26	Alabama	(H)	111	95
Mar. 3	Auburn	(A)	91	79
Mar. 8	Tennessee	(H)	86	81
SEC CHAMPIONS				
	NCAA TOURNAMENT			
	(Mideast Regional)			
	(Nashville, Tenn.)			
Mar. 15	Austin Peay		106	*100
Mar. 17	**Indiana**		**65**	**72**
			2341	**2098**

(N1) Louisville

- Leading Scorers -

Jim Andrews (6-11 Sr. C).....20.1
Kevin Grevey (6-5 Soph. F).....18.7
Jimmy Dan Conner (6-4 Soph. G-F).....11.2
Ronnie Lyons (5-10 Jr. G).....9.2
Mike Flynn (6-3 Soph. G).....9.1

THE RECORDS

ALL-TIME RECORDS

1973-74 — Won 13, Lost 13.

UKIT Champions
Worst under Hall
Tied 4th SEC (9-9)
Unranked in Polls
COACH: Joe B. Hall
CAPTAIN: Ronnie Lyons

Date	Team	Site	Ky.	Opp.
Dec. 1	Miami (Ohio)	(H)	81	68
Dec. 3	**Kansas**	**(A)**	**63**	**71**
Dec. 8	**Indiana**	**(N1)**	**68**	**77**
Dec. 10	**N. Carolina**	**(N2)**	**84**	**101**
Dec. 14	Iowa	(A)	88	80
	UK INVITATIONAL TOURNAMENT			
Dec. 21	Dartmouth		102	77
Dec. 22	Stanford (Finals)		78	77
Dec. 29	**Notre Dame**	**(N1)**	**79**	**94**
Jan. 5	**Louisiana St.**	**(A)**	**84**	**95**
Jan. 7	Georgia	(H)	80	74
Jan. 12	Auburn	(H)	79	58
Jan. 14	**Tennessee**	**(A)**	**54**	**67**
Jan. 19	Mississippi	(H)	93	64
Jan. 21	**Alabama**	**(A)**	**77**	**81**
Jan. 26	Florida	(A)	91	82
Jan. 28	**Vanderbilt**	**(H)**	**65**	**82**
Feb. 2	Mississippi St.	(A)	82	70
Feb. 4	Louisiana St.	(H)	73	70
Feb. 9	Georgia	(A)	86	72
Feb. 11	**Auburn**	**(A)**	**97**	***99**
Feb. 16	Tennessee	(H)	61	58
Feb. 18	**Mississippi**	**(A)**	**60**	**61**
Feb. 23	**Alabama**	**(H)**	**71**	**94**
Feb. 25	**Florida**	**(H)**	**65**	**75**
Mar. 2	**Vanderbilt**	**(A)**	**69**	**71**
Mar. 4	Mississippi St.	(H)	108	69
(N1) Louisville (N2) Greensboro, N.C.			**2038**	**1987**

- Leading Scorers -

Kevin Grevey (6-5 Jr. F) 21.9
Bob Guyette (6-9 Jr. C) 12.7
Jimmy Dan Conner (6-4 Jr. F-G) 12.0
Mike Flynn (6-3 Jr. G) 11.5
Ronnie Lyons (5-10 Sr. G) 7.8

1974 AUSTRALIAN EXHIBITION TOUR
(Not counted in Won-Lost Record)

May 13	Tahitian National Team	116	62
May 17	**Australia**	**87**	**97**
May 18	Newcastle	90	78
May 19	N.S.W. All Stars	123	67
May 21	Illawaarra Hawks	115	57
May 22	N.S.W. All Stars	106	50
May 23	A.C.T.	96	69
May 25	Bulleen Heidelberg	88	83
May 26	St. Kilda Business House	80	67
May 27	Nunawading	99	82
May 28	**Melbourne**	**79**	**86**
May 30	Gippsland All Stars	127	74
May 31	Bulleen Heidelberg	72	71
June 1	Laker All Stars	111	83
June 3	So. Australian All Stars	109	96
June 4	So. Australian All Stars	110	81
June 5	So. Australian All Stars	111	84
June 6	Coburg	108	82
June 7	St. Kilda Business House	96	85
		1923	**1454**

1974-75 — Won 26, Lost 5.

SEC Co-Champions (15-3)
UKIT Champions
National Runner-up in NCAA
Ranked 2nd AP and 4th UPI
COACH: Joe B. Hall
CAPTAIN: Jimmy Dan Conner

Nov. 25	Ath. in Action +	(H)	103	65
Nov. 30	Northwestern	(H)	97	70
Dec. 2	Miama (O.)	(A)	80	73
Dec. 7	**Indiana**	**(A)**	**74**	**98**
Dec. 9	N. Carolina	(N1)	90	78
	UK INVITATIONAL TOURNAMENT			
Dec. 20	Washington St.		97	75
Dec. 21	Oklahoma St. (Finals)		90	65
Dec. 23	Kansas	(N1)	100	63
Dec. 28	Notre Dame	(N1)	113	96
Jan. 4	Lousiana St.	(H)	115	80
Jan. 6	Georgia	(A)	96	77
Jan. 11	**Auburn**	**(A)**	**85**	**90**
Jan. 13	Tennessee	(H)	88	82
Jan. 18	Mississippi	(A)	85	82
Jan. 20	Alabama	(H)	74	69
Jan. 25	Florida	(H)	87	65
Jan. 27	Vanderbilt	(A)	91	90
Feb. 1	Mississippi St.	(H)	112	79
Feb. 3	Louisiana St.	(A)	77	76
Feb. 8	Georgia	(H)	75	61
Feb. 10	Auburn	(H)	119	76
Feb. 15	**Tennessee**	**(A)**	**98**	**103**
Feb. 17	Mississippi	(H)	108	89
Feb. 22	Alabama	(A)	84	79
Feb. 24	**Florida**	**(A)**	**58**	**66**
Mar. 1	Vanderbilt	(H)	109	84
Mar. 8	Mississippi St.	(A)	118	80
SEC CO-CHAMPIONS				
	NCAA TOURNAMENT			
	(Mideast Regional)			
	(Tuscaloosa, Ala. and Dayton, O.)			
Mar. 15	Marquette	(N2)	76	54
Mar. 20	Central Michigan	(N3)	90	73
Mar. 22	Indiana	(N3)	92	90
	FINALS (San Diego, CA.)			
Mar. 29	Syracuse	(N4)	95	79
Mar. 31	**UCLA**	**(N4)**	**85**	**92**
			2858	**2434**

(N1) Louisville (N2) Tuscaloosa, Ala
(N3) Dayton, Ohio (N4) San Diego, CA.

- Leading Scorers -

Kevin Grevey (6-5 Sr. F) 23.6
Jimmy Dan Conner (6-4 Sr. G) 12.4
Rick Robey (6-10 Fr. C) 10.4
Jack Givens (6-4 Fr. F) 9.4
Mike Flynn (6-3 Sr. G) 9.0
Bob Guyette (6-9 Sr. F) 8.6

1975-76 — Won 20, Lost 10.

UKIT Champions
NIT Champions
Tied 4th SEC (11-7) Unranked in Polls
COACH: Joe B. Hall
CAPTAIN: Jack Givens

Nov. 22	Yugoslavia (EXH) +	(H)	75	74
Dec. 1	**Northwestern**	**(A)**	**77**	**89**
Dec. 8	**N. Carolina**	**(N1)**	**77**	**90**
Dec. 10	Miami	(H)	91	69
Dec. 13	Kansas	(A)	54	48
Dec. 15	**Indiana**	**(N2)**	**68**	***77**
	UK INVITATIONAL TOURNAMENT			
Dec. 19	Georgia Tech		66	64
Dec. 20	Oregon St. (Finals)		82	74
Dec. 30	Notre Dame	(N2)	79	77
Jan. 3	**Mississippi St.**	**(A)**	**73**	**77**
Jan. 5	**Alabama**	**(A)**	**63**	**76**
Jan. 10	**Tennessee**	**(H)**	**88**	***90**
Jan. 2	Georgia	(H)	92	76
Jan. 17	Vanderbilt	(H)	77	76
Jan. 24	Florida	(A)	89	82
Jan. 26	Auburn	(A)	84	*91
Jan. 31	Mississippi	(H)	89	81
Feb. 2	Louisiana St.	(H)	85	71
Feb. 7	**Tennessee**	**(A)**	**85**	**92**
Feb. 9	**Georgia**	**(A)**	**81**	**86**
Feb. 14	**Vanderbilt**	**(A)**	**65**	**69**
Feb. 21	Florida	(H)	96	89
Feb. 23	Auburn	(H)	93	82
Feb. 28	Mississippi	(A)	94	87
Mar. 1	Louisiana St.	(A)	85	70
Mar. 6	Alabama	(H)	90	85
Mar. 8	Mississippi St.	(H)	94	*93
	NATIONAL INVITATION TOURNAMENT			
	(New York, N.Y.)			
Mar. 13	Niagara		67	61
Mar. 16	Kansas St.		81	78
Mar. 18	Providence		79	78
Mar. 21	U.N.C. Charlotte (Finals)		71	67
			2415	**2345**

NIT CHAMPTIONS
(N1) Charlotte, N.C. (N2) Louisville

- Leading Scorers -

Jack Givens (6-4 Soph. F) 20.1
Mike Phillips (6-10 Soph. C) 15.6
Larry Johnson (6-2 Jr. G) 11.2
James Lee (6-5 Soph. F) 9.3
Rick Robey (6-10 Soph. C-F)* 15.6
Reggie Warford (6-1 Sr. G) 6.5
*Played in 12 Games.

RUPP ARENA ERA

1976-77 — Won 26, Lost 4.

SEC Co-Champions (16-2)
Ranked 6th AP, 5th UPI
COACH: Joe B. Hall
CAPTAINS: Larry Johnson and Merion Haskins

Nov. 22	Marathon Oil (EXH) +	(N1)	110	93
Nov. 27	Wisconsin	(H)	72	64
Dec. 2	Texas Christian	(H)	103	53
Dec. 6	Indiana	(A)	66	51
Dec. 11	Kansas	(H)	90	63
Dec. 13	S. Carolina	(A)	98	67
	UK INVITATIONAL TOURNAMENT			
Dec. 17	Bowling Green		77	59
Dec. 18	**Utah (Finals)**		**68**	**70**
Dec. 30	Notre Dame	(N2)	102	78
Jan. 3	Georgia	(H)	64	*59
Jan. 8	Vanderbilt	(A)	64	62
Jan. 12	**Tennessee**	**(H)**	**67**	***71**
Jan. 15	Auburn	(A)	75	68
Jan. 17	Florida	(A)	73	71
Jan. 22	Louisiana St.	(H)	87	72
Jan. 24	Mississippi	(H)	100	73
Jan. 29	Alabama	(A)	87	85
Jan. 31	Mississippi St.	(A)	92	85
Feb. 5	Vanderbilt	(H)	113	73
Feb. 7	Florida St.	(N2)	97	57
Feb. 12	Auburn	(H)	89	82
Feb. 14	Florida	(H)	104	78
Feb. 19	Louisiana St.	(A)	90	76
Feb. 21	Mississippi	(A)	81	69
Feb. 26	Alabama	(H)	85	70
Feb. 28	Mississippi St.	(H)	77	64
Mar. 5	**Tennessee**	**(A)**	**79**	**81**
Mar. 1	Georgia	(A)	72	54
SEC CO-CHAMPIONS				
	NCAA TOURNAMENT			
	(East Regional)			
	(Phildelphia, Pa. and College Park, Md.)			
Mar. 12	Princeton	(N3)	72	58
Mar. 17	VMI	(N4)	93	78
Mar. 19	**N. Carolina**	**(N4)**	**72**	**79**
			2509	**2070**

(N1) Memorial Coliseum (N2) Louisville, Ky.
(N3) Philadelphia, Pa. (N4) College Park, Md.

- Leading Scorers -

Jack Givens (6-4 Jr. F) 18.9
Rick Robey (6-10 Jr. F) 14.2
Mike Phillips (6-10 Jr. C) 12.2
Larry Johnson (6-3 Sr. G) 10.7
James Lee (6-5 Jr. F) 9.8
Jay Shidler (6-1 Fr. G) 7.8
Truman Claytor (6-1 Soph. G) 6.6

1977-78 — Won 30, Lost 2.

National Champions (NCAA Tournament)
SEC Champions (16-2)
UKIT Champions
Ranked 1st AP and UPI
COACH: Joe B. Hall
CAPTAINS: Jack Givens and Rick Robey

Nov. 11	Russia (EXH) +	(N1)	109	75
Nov. 26	S. Methodist	(H)	110	86
Dec. 5	Indiana	(H)	78	64
Dec. 10	Kansas	(A)	73	66
Dec. 12	S. Carolina	(H)	84	65
	UK INVITATIONAL TOURNAMENT			
Dec. 16	Portland St.		114	88
Dec. 17	St. John's (Finals)		102	72
Dec. 23	Iona	(H)	104	65
Dec. 31	Notre Dame	(N2)	73	68
Jan. 2	Vanderbilt	(H)	72	59
Jan. 7	Florida	(A)	86	67
Jan. 9	Auburn	(A)	101	77
Jan. 14	Louisiana St.	(H)	96	76
Jan. 16	Mississippi	(H)	76	56
Jan. 21	Mississippi St.	(A)	75	65
Jan. 23	**Alabama**	**(A)**	**62**	**78**
Jan. 30	Georgia	(H)	90	73
Feb. 4	Florida	(H)	88	61
Feb. 6	Auburn	(H)	104	81
Feb. 11	**Louisiana St.**	**(A)**	**94**	***95**
Feb. 13	Mississippi	(A)	64	52
Feb. 15	Tennessee	(H)	90	77
Feb. 18	Mississippi St.	(H)	58	56
Feb. 20	Alabama	(H)	97	84
Feb. 25	Tennessee	(A)	68	57
Feb. 27	Georgia	(A)	78	67
Mar. 4	Nevada Las Vegas	(H)	92	70
Mar. 6	Vanderbilt	(A)	78	68
SEC CHAMPIONS				
	NCAA TOURNAMENT			
	(Mideast Regionals)			
	(Knoxville, Tenn., and Dayton, Ohio)			
Mar. 11	Florida St.	(N3)	85	76
Mar. 16	Miami (Ohio)	(N4)	91	69
Mar. 18	Michigan St.	(N4)	52	49
	FINALS			
	(St. Louis, Missouri)			
Mar. 25	Arkansas	(N5)	64	59
Mar. 27	Duke	(N5)	94	88
			2693	**2234**

National Collegiate Champions for Fifth Time
(N1) Memorial Coliseum (N2) Louisville, Ky.
(N3) Knoxville, Tenn. (N4) Dayton, Ohio
(N5) St. Louis, Mo.

- Leading Scorers -

Jack Givens (6-4 Sr. F) 18.1
Rick Robey (6-10 Sr. F) 14.4
Kyle Macy (6-3 Soph. G) 12.5
James Lee (6-5 Sr. F) 11.3
Mike Phillips (6-10 Sr. C) 10.2
Truman Claytor (6-1 Jr. G) 6.9

1978 JAPAN EXHIBITION TOUR
(All Games vs. Japan National Team)
(Not Counted in Won-Lost Record)

June 13	at Tokyo	104	71
June 15	at Niigata	102	89
June 18	at Nagoya	97	59
June 19	at Osaka	87	82
June 20	at Fukuoka	88	61
June 22	at Nagasaki	122	79
June 24	at Tokyo	125	57
		705	**498**

1978-79 — Won 19, Lost 12.

SEC Tournament Runner-up
Unranked in Polls
COACH: Joe B. Hall
CAPTAINS: Dwane Casey and Truman Claytor

Nov. 26	Poland (EXH) +	(H)	80	68
Dec. 2	LaSalle	(H)	109	77
Dec. 4	West Texas	(H)	121	67
Dec. 9	Kansas	(H)	67	*66
Dec. 16	**Indiana**	**(A)**	**67**	***68**
	UK INVITATIONAL TOURNAMENT			
Dec. 22	**Texas A&M**		**69**	**73**
Dec. 23	Syracuse		94	87
Dec. 30	Notre Dame	(N1)	81	76
Jan. 3	Florida	(A)	65	76
Jan. 6	**Louisiana St.**	**(H)**	**89**	**93**
Jan. 8	Mississippi	(H)	90	64
Jan. 13	**Alabama**	**(A)**	**52**	**55**
Jan. 15	**Mississippi St.**	**(A)**	**61**	**63**
Jan. 20	**Tennessee**	**(H)**	**55**	**66**
Jan. 22	Georgia	(H)	73	64
Jan. 25	Auburn	(A)	86	*83
Jan. 27	Florida	(H)	87	81
Jan. 2	Auburn	(H)	66	59
Feb. 3	**Louisiana St.**	**(A)**	**61**	**70**
Feb. 5	Mississippi	(A)	87	82
Feb. 7	**Vanderbilt**	**(A)**	**58**	**68**
Feb. 10	Alabama	(H)	80	71
Feb. 12	Mississippi St.	(H)	80	65
Feb. 17	**Tennessee**	**(A)**	**84**	**101**
Feb. 19	Georgia	(A)	90	74
Feb. 23	Vanderbilt	(H)	96	70
Feb. 25	S. Carolina	(A)	79	74
	SEC TOURNAMENT			
	(Birmingham, AL.)			
Feb. 28	Mississippi		82	77
Mar. 1	Alabama		101	100
Mar. 2	Louisiana St.		80	67
Mar. 3	**Tennessee**		**69**	***75**
	NATIONAL INVITATION TOURNAMENT			
	(Lexington, Ky.)			
Mar. 7	**Clemson**		**67**	**68**
			2446	**2280**

(N1) Louisville, Ky.

- Leading Scorers -

Kyle Macy (6-3 Jr. G) 15.2
Dwight Anderson (6-3 Fr. G) 13.3
LaVon Williams (6-6 Jr. F) 11.5
Fred Cowan (6-8 Soph. C-F) 9.4
Truman Claytor (6-1 Sr. G) 8.7

THE RECORDS

ALL-TIME RECORDS

1979-80 — Won 29, Lost 6.

SEC Champions
SEC Tournament Runner-up
UKIT Champions
Great Alaskan Shootout Champions
Ranked 4th AP, 3rd UPI
COACH: Joe B. Hall
CAPTAIN: Kyle Macy

Date	Team	Site	Ky.	Opp.
Nov. 17	**Duke**	**(N1)**	**76**	***82**
Nov. 30	Bradley	(N2)	79	58
Dec. 1	Alaska	(N2)	97	68
Dec. 2	Iona	(N2)	57	50
Dec. 8	Baylor	(H)	80	46
Dec. 10	S. Carolina	(H)	126	81
Dec. 12	Kansas	(A)	57	56
Dec. 15	Indiana	(H)	69	58
Dec. 17	Georgia	(N3)	95	69
	UK INVITATIONAL TOURNAMENT			
Dec. 21	California		78	52
Dec. 22	Purdue		61	60
Dec. 29	Notre Dame	(N4)	86	80
Jan. 2	Auburn	(H)	67	65
Jan. 5	**Tennessee**	**(A)**	**47**	**49**
Jan. 9	Mississippi	(A)	79	73
Jan. 12	**Alabama**	**(H)**	**64**	**78**
Jan. 17	Florida	(A)	76	63
Jan. 19	Vanderblt	(H)	106	90
Jan. 23	Mississippi St.	(A)	89	67
Jan. 26	Georgia	(H)	56	49
Jan. 28	**Louisiana St.**	**(H)**	**60**	**65**
Jan. 30	Auburn	(A)	64	62
Feb. 2	Tennessee	(H)	83	75
Feb. 6	Mississippi	(H)	86	72
Feb. 9	Alabama	(A)	72	63
Feb. 13	Florida	(H)	95	70
Feb. 15	Vanderbilt	(A)	91	73
Feb. 17	Nevada Las Vegas	(A)	74	69
Feb. 20	Mississippi St.	(H)	71	65
Feb. 24	Louisiana St.	(A)	76	*74
SEC CHAMPIONS				
	SEC TOURNAMENT (Birmingham, AL.)			
Feb. 28	Auburn		69	61
Feb. 29	Mississippi		70	67
Mar. 1	**Louisiana St.**		**78**	**80**
	NCAA TOURNAMENT (Mideast Regional) (Bowling Green, Ky., and Lexington, Ky.)			
Mar. 8	Florida St.	(N5)	97	78
Mar. 13	**Duke**	**(H)**	**54**	**55**
			2685	**2323**

(N1) Springfield, Mass. (N2) Anchorage, Alas.
(N3) Atlanta, Ga. (N4) Louisville, Ky.
(N5) Bowling Green, Ky.
- Leading Scorers -
Kyle Macy (6-3 Sr. G) 15.4
Sam Bowie (7-1 Fr. C) 12.9
Fred Cowan (6-8 Jr. F) 12.5
LaVon Williams (6-7 Sr. F) 7.5
Jay Shidler (6-1 Sr. G) 6.2

1980-81 — Won 22, Lost 6.

SEC Runner-up
UKIT Champions
Ranked 8th AP and UPI
COACH: Joe B. Hall
CAPTAIN: Chuck Verderber

Nov. 1	E. Tennessee	(H)	62	57
Dec. 3	Ohio St.	(H)	70	64
Dec. 6	Indiana	(A)	68	66
Dec. 13	Kansas	(H)	87	73
	UK INVITATIONAL TOURNAMENT			
Dec. 19	Alaska		91	56
Dec. 20	Alabama-Birmingham		61	53
Dec. 27	**Notre Dame**	**(N1)**	**61**	**67**
Dec. 30	Maine	(H)	100	54
Jan. 3	Georgia	(H)	76	62
Jan. 7	Auburn	(A)	79	66
Jan. 10	Tennessee	(H)	48	47
Jan. 14	Mississippi	(H)	64	55
Jan. 17	**Alabama**	**(A)**	**55**	**59**
Jan. 19	**Louisiana St.**	**(A)**	**67**	**81**
Jan. 21	Florida	(H)	102	48
Jan. 24	Vanderbilt	(A)	78	64
Jan. 28	Mississippi St.	(H)	71	64
Jan. 31	Georgia	(A)	71	68
Feb. 4	Auburn	(H)	102	74
Feb. 7	**Tennessee**	**(A)**	**71**	**87**
Feb. 11	Mississippi	(A)	62	55
Feb. 14	Alabama	(H)	77	62
Feb. 18	Florida	(A)	69	56
Feb. 21	Vanderbilt	(H)	80	48
Feb. 25	Mississippi St.	(A)	78	74
Mar. 1	Louisiana St.	(H)	73	71
SEC TOURNAMENT				
	(Birmingham, Ala.)			
Mar. 5	**Vanderbilt**		**55**	**60**
	NCAA TOURNAMENT (Mideast Regional) (Tuscaloosa, AL.)			
Mar. 15	**Ala.-Birmingham**		**62**	**69**
			2040	**1694**

(N1) Louisville, Ky.
- Leading Scorers -
Sam Bowie (7-1 Soph. C) 17.4
Dirk Minniefield (6-3 Soph. G) 10.4
Derrick Hord (6-6 Soph. G-F) 8.9
Fred Cowan (6-8 Sr. F) 8.2
Chuck Verderber (6-6 Jr. F) 7.5

1981-82 — Won 22, Lost 8.

SEC Co-Champions
UKIT Champions
Ranked 8th AP, 9th UPI
COACH: Joe B. Hall
CAPTAIN: Chuck Verderber

Nov. 28	Akron	(H)	83	64
Dec. 5	Ohio St.	(A)	78	62
Dec. 8	Indiana	(H)	85	69
Dec. 12	Kansas	(A)	77	*74
	UK INVITATIONAL TOURNAMENT			
Dec.18	Jacksonville	(H)	107	91
Dec. 19	Seton Hall	(H)	98	74
Dec. 26	**N. Carolina**	**(N1)**	**69**	**82**
Dec. 29	Notre Dame	(N2)	34	*28
Jan. 2	Georgia	(A)	68	66
Jan. 6	Auburn	(H)	83	71
Jan. 9	**Tennessee**	**(A)**	**66**	**70**
Jan. 13	**Mississippi**	**(A)**	**65**	**67**
Jan. 16	Alabama	(H)	86	69
Jan. 20	Florida	(A)	91	76
Jan. 23	Vanderbilt	(H)	67	58
Jan. 25	Louisiana St.	(H)	76	65
Jan. 27	**Mississippi St.**	**(A)**	**51**	**56**
Jan. 30	Georgia	(H)	82	73
Feb. 3	**Auburn**	**(A)**	**81**	***83**
Feb. 6	Tennessee	(H)	77	67
Feb. 10	Mississippi	(H)	56	49
Feb. 13	Alabama	(A)	72	62
Feb. 17	Florida	(H	84	78
Feb. 20	Vanderbilt	(A)	73	69
Feb. 24	Mississippi St.	(H)	71	54
Feb. 27	**Louisiana St.**	**(A)**	**78**	**94**
SEC CO-CHAMPIONS				
	SEC TOURNAMENT (Lexington, Ky.)			
Mar. 4	Auburn		89	66
Mar. 5	Mississippi		62	58
Mar. 6	**Alabama**		**46**	**48**
	NCAA MIDEAST REGIONAL			
Mar. 4	**Middle Tenn.**	**(N3)**	**44**	**50**
			2199	**2003**

(N1) East Rutherford, N.J.
(N2) Louisville, Ky. (N3) Nashville, Tenn.
- Leading Scorers -
Derrick Hord (6-6 Jr. F) 16.3
Jim Master (6-5 Soph. G) 13.4
Melvin Turpin (6-10 Jr. C) 13.1
Dirk Minniefield (6-3 Jr. G) 11.3
Charles Hurt (6-6 Jr. F) 6.6

1982 JAPAN EXHIBITION TOUR
(Not Counted in Won-Lost Record)

July 1	W. Germany at Kariya	84	73
July 2	France at Kyotta	77	65
July 4	W. Germany at Sapporo	82	72
July 7	Japan Nat. at Akita	86	66
July 10	France at Moebashi	86	83
July 11	Japan at Tokoyo	106	71

Note: The Wildcats also toured Taiwan and Hong Kong during the 1982 trip. The following are results of games played there:

July 12	China #2 at Taipei	86	63
July 15	China #1 at Hong Kong	119	48

1982-83 — Won 23, Lost 8.

SEC Champions
UKIT Champions
Ranked 12th AP and UPI
COACH: Joe B. Hall
CAPTAIN: Charles Hurt

Nov. 27	Butler	(H)	90	53
Dec. 1	Notre Dame	(A)	58	45
Dec. 4	Villanova	(H)	93	79
Dec. 7	Detroit	(H)	83	46
Dec. 11	Illinois	(H)	76	57
	UK INVITATIONAL TOURNAMENT			
Dec. 17	Duquesne	(H)	55	42
Dec. 18	Tulane	(H)	80	61
Dec. 22	**Indiana**	**(A)**	**59**	**62**
Dec. 29	Kansas	(N1)	83	62
Jan. 3	Mississippi	(H)	72	60
Jan. 5	Louisiana St.	(H)	52	50
Jan. 8	**Alabama**	**(A)**	**67**	**74**
Jan. 10	Mississippi St.	(A)	59	53
Jan. 15	**Auburn**	**(H)**	**67**	**75**
Jan. 17	Florida	(H)	70	63
Jan. 22	Vanderbilt	(A)	82	*77
Jan. 29	**Georgia**	**(A)**	**63**	**70**
Jan. 31	**Tennessee**	**(A)**	**63**	**65**
Feb. 5	Alabama	(H)	76	70
Feb. 8	Mississippi St.	(H)	88	67
Feb. 12	Auburn	(A)	71	69
Feb. 14	Florida	(A)	73	61
Feb. 19	Vanderbilt	(H)	82	63
Feb. 26	Georgia	(H)	81	72
Feb. 27	Tennessee	(H)	69	61
Mar. 3	Mississippi	(A)	61	58
Mar. 5	**Louisiana St.**	**(A)**	**60**	**74**
SEC CHAMPIONS				
	SEC TOURNAMENT (Birmingham, Ala.)			
Mar. 11	**Alabama**	**(N2)**	**64**	**69**
	NCAA MIDEAST REGION (First Round)			
Mar. 19	Ohio	(N3)	57	40
	NCAA MIDEAST REGION			
Mar. 24	Indiana	(N4)	64	59
Mar. 26	**Louisville**	**(N4)**	**68**	***80**
			2186	**1927**

(N1) Louisville, Ky. (N2) Birmingham, Ala.
(N3) Tampa, Fla. (N4) Knoxville, Tenn.
- Leading Scorers -
Melvin Turpin (6-11 Jr. C) 15.1
Jim Master (6-5 Jr. G) 12.5
Derrick Hord (6-6 Sr. F) 8.9
Dirk Minniefield (6-3 Sr. G) 8.6
Charles Hurt (6-6 Sr. F) 8.2

1983-84 — Won 29, Lost 5.

NCAA Mid-East Region Champions
SEC Tournament Champions
SEC Champions
UKIT Champions Ranked 3rd AP and UPI
COACH: Joe B. Hall
CAPTAIN: Dicky Beal

Nov. 26	Louisville	(H)	65	44
Dec. 3	Indiana	(H)	59	54
Dec. 10	Kansas	(A)	72	50
	UK INVITATIONAL TOURNAMENT			
Dec. 16	Wyoming	(H)	66	40
Dec. 17	Brigham Young	(H)	93	59
Dec. 20	Cincinnati	(A)	24	11
Dec. 24	Illinois	(A)	56	54
Dec. 28	Purdue	(N1)	86	67
Jan. 2	Mississippi	(A)	68	55
Jan. 7	Louisiana St.	(A)	96	80
Jan. 9	Alabama	(H)	76	66
Jan. 11	Mississippi St.	(H)	51	42
Jan. 13	**Auburn**	**(A)**	**63**	**82**
Jan. 17	**Florida**	**(A)**	**57**	**69**
Jan. 20	Vanderbilt	(H)	67	46
Jan. 22	Houston	(H)	74	67
Jan. 28	Georgia	(H)	64	40
Jan. 30	Tennessee	(H)	93	74
Feb. 4	**Alabama**	**(A)**	**62**	**69**
Feb. 6	Mississippi St.	(A)	77	58
Feb. 11	Auburn	(H)	84	64
Feb. 13	Florida	(H)	67	65
Feb. 19	Vanderbilt	(A)	58	54
Feb. 25	Georgia	(A)	66	64
Feb. 27	**Tennessee**	**(A)**	**58**	**63**
Mar. 1	Mississippi	(H)	76	57
Mar. 3	Louisiana St.	(H)	90	68
SEC CHAMPIONS				
	SEC TOURNAMENT (Nashville, Tenn.)			
Mar. 8	Georgia	(N2)	92	79
Mar. 9	Alabama	(N2)	48	46
Mar. 10	Auburn	(N2)	51	49
SEC TOURNAMENT CHAMPIONS				
	NCAA MIDEAST REGION (First Round)			
Mar. 17	Brigham Young	(N3)	93	68
	NCAA MIDEAST REGION			
Mar. 22	Louisville	(H)	72	67
Mar. 24	Illinois	(H)	54	51
	NCAA FINAL FOUR			
Mar. 31	**Georgetown**	**(N4)**	**40**	**53**
			2318	**1975**

(N1) Louisville, Ky. (N2) Nashville, Tenn.
(N3) Birmingham, Ala. (N4) Seattle, Wash.
- Leading Scorers -
Melvin Turpin (6-11 Sr. C) 15.2
Kenny Walker (6-8 Soph. F) 12.4
Sam Bowie (7-1 Sr. F) 10.5
Jim Master (6-5 Sr. G) 9.6
Winston Bennett (6-7 Fr. F) 6.5

1984-85 — Won 18, Lost 13.

NCAA "Final 16"
Tied for Third in SEC
UKIT Champions
Unranked in Polls
COACH: Joe B. Hall
CAPTAIN: Winston Bennett , Kenny Walker

Nov. 27	Toledo	(H)	63	54
Dec. 1	**Purdue**	**(A)**	**56**	**66**
Dec. 4	**So. Methodist**	**(H)**	**54**	**56**
Dec. 8	**Indiana**	**(A)**	**68**	**81**
Dec. 15	**Louisville**	**(A)**	**64**	**71**
	UK INVITATIONAL TOURNAMENT			
Dec. 21	E. Tennessee St.	(H)	69	54
Dec. 22	Cincinnati	(H)	66	55
Dec. 31	Kansas	(N1)	92	89
Jan. 2	Auburn	(H)	68	61
Jan. 5	N. Carolina St.	(H)	78	62
Jan. 7	Vanderbilt	(H)	75	58
Jan. 9	Mississippi	(A)	57	45
Jan. 12	**Alabama**	**(A)**	**58**	**60**
Jan. 16	Mississippi St.	(H)	58	57
Jan. 19	**Florida**	**(H)**	**55**	**67**
Jan. 23	**Georgia**	**(A)**	**73**	**81**
Jan. 27	**Tennessee**	**(A)**	**65**	**81**
Jan. 31	Louisiana St.	(H)	53	43
Feb. 2	Auburn	(A)	49	*47
Feb. 7	Vanderbilt	(A)	68	62
Feb. 9	Mississippi	(H)	67	52
Feb. 13	Alabama	(H)	51	48
Feb. 16	**Mississippi St.**	**(A)**	**69**	**82**
Feb. 29	Florida	(A)	76	68
Feb. 24	**Georgia**	**(H)**	**77**	**79**
Feb. 28	Tennessee	(H)	92	67
Mar. 2	**Louisiana St.**	**(A)**	**61**	**67**
	SEC TOURNAMENT (Birmingham, Ala.)			
Mar. 7	**Florida**	**(N2)**	**55**	**58**
	NCAA WEST REGIONAL First Round			
Mar. 14	Washington	(N3)	66	58
Mar. 16	Nevada Las Vegas	(N3)	64	61
	NCAA WEST REGIONAL			
Mar. 22	**St. John's**	**(N4)**	**70**	**86**
			2037	**1918**

(N1) Louisville, Ky. (N2) Birmingham, Ala.
(N3) Salt Lake City, Utah (N4) Denver, Colorado
- Leading Scorers -
Kenny Walker (6-8 Jr. F) 22.9
Ed Davender (6-1 Fr. G) 8.5
Winston Bennett (6-7 Soph. F) 7.2
Bret Bearup (6-9 Sr. C) 6.3
James Blackmon (6-2 Soph. G) 5.4
Roger Harden (6-1 Jr. G) 5.3

* Denotes 1 overtime period.
# Exhibition Not counted in won-lost record.

THE RECORDS

ALL-TIME RECORDS

EDDIE SUTTON ERA

1985-86 Won 32, Lost 4.

NCAA "Final Eight"
SEC Champions
SEC Tournament Champions
Ranked Third AP and UPI
COACH: Eddie Sutton
CAPTAINS: Kenny Walker, Roger Harden and Leroy Byrd

Date	Team	Site	Ky.	Opp.
Nov. 22	Northwestern (La). St.	(H)	77	58
Nov. 26	Chaminade	(A)	89	57
Nov. 27	Hawaii	(A)	98	65
Dec. 3	Cincinnati	(H)	84	54
Dec. 7	Indiana	(H)	63	58
Dec. 14	**Kansas**	**(A)**	**66**	**83**
	UK INVITATIONAL TOURNAMENT			
Dec. 20	East Carolina	(H)	86	52
Dec. 21	Pepperdine	(H)	88	56
Dec. 28	Louisville	(H)	69	64
Dec. 30	Va. Military Inst.	(N1)	93	55
Jan. 4	Vanderbilt	(A)	80	71
Jan. 6	**Auburn**	**(A)**	**56**	**60**
Jan. 8	Mississippi	(H)	75	58
Jan. 11	Alabama	(H)	76	52
Jan. 15	Mississippi St.	(A)	64	52
Jan. 18	Florida	(A)	72	55
Jan. 23	Georgia	(H)	74	69
Jan. 25	Tennessee	(H)	74	57
Jan. 29	LSU	(A)	54	52
Jan. 31	Auburn	(H)	81	71
Feb. 2	**N. Carolina State**	**(A)**	**51**	**54**
Feb. 5	Vanderbilt	(H)	73	65
Feb. 8	Mississippi	(A)	62	58
Feb. 13	Alabama	(A)	73	71
Feb. 15	Mississippi St.	(H)	88	62
Feb. 19	Florida	(H)	80	69
Feb. 22	Georgia	(A)	80	75
Feb. 27	Tennessee	(A)	62	60
Mar. 1	LSU	(H)	68	57
SEC CHAMPIONS				
	SEC TOURNAMENT (Lexington, Ky.)			
Mar. 6	Mississippi	(H)	95	69
Mar. 7	Louisiana St.	(H)	61	58
Mar. 8	Alabama	(H)	83	72
	SEC Tournament Champions			
	NCAA SOUTEAST REGIONAL First/Second Round			
Mar. 14	Davidson	(N2)	75	55
Mar. 16	Western Kentucky	(N2)	71	64
	NCAA SOUTHEAST REGIONAL			
Mar. 20	Alabama	(N3)	68	63
Mar. 22	**Louisiana St.**	**(N3)**	**57**	**59**
			2666	**2210**

(N1) Louisville, Ky. (N2) Charlotte, N.C
(N3) Atlanta, Ga.

- Leading Scorers -

Kenny Walker (6-8 Sr. F).....20.0
Winston Bennett (6-7 Jr. F).....12.7
Ed Davender (6-2 So. G).....11.5
James Blackmon (6-3, Jr. G).....9.4
Roger Harden (6-1, Sr. G).....6.8

Date	Team	Site	Ky.	Opp.
	1986 JAPAN TOUR (Not Counted in Won-Lost Record)			
June 21*	Japan at Tokyo		80	55
June 22*	Finland at Tokyo		87	67
June 24	Finland at Sendai		82	65
June 26	Japan at Niigata		79	73
June 28	Finland at Ohtsu		80	56
June 29	**Czech. at Sapporo**		**74**	**80**
*Kirin World Tournament Hong Kong Game				
July 2	S. China		87	45

1986-87 - Won 18, Lost 11

NCAA Tournament
UKIT Champions
SEC Third Place
Unranked in Polls
COACH: Eddie Sutton
CAPTAINS: James Blackmon and Paul Andrews

Nov. 29	Austin Peay	(H)	71	69
Dec. 2	Texas Tech	(H)	66	60
Dec. 6	**Indiana**	**(A)**	**66**	**71**
Dec. 13	Lamar	(H)	71	56
	UK INVITATIONAL TOURNAMENT			
Dec. 19	Iona	(H)	75	59
Dec. 20	Boston Univ.	(H)	81	69
Dec. 27	Louisville	(A)	85	51
Dec. 30	**Georgia**	**(N1)**	**65**	**69**
Jan. 3	Auburn	(A)	63	60
Jan. 7	**Alabama**	**(H)**	**55**	**69**
Jan. 10	**Tennessee**	**(A)**	**68**	**75**
Jan. 12	Mississippi State	(A)	57	49
Jan. 14	Florida	(H)	67	62
Jan. 18	**LSU**	**(H)**	**41**	**76**
Jan. 21	Vanderbilt	(A)	71	65
Jan. 25	Navy	(H)	80	69
Jan. 29	**Ole Miss**	**(A)**	**65**	**76**
Jan. 31	Mississippi State	(H)	50	36
Feb. 4	Auburn	(H)	75	71
Feb. 7	Alabama	(A)	70	69
Feb. 11	Tennessee	(H)	91	*84
Feb. 14	**Florida**	**(A)**	**56**	**74**
Feb. 19	Vanderbilt	(H)	65	54
Feb. 21	**LSU**	**(A)**	**52**	**65**
Feb. 25	**Georgia**	**(A)**	**71**	**79**
Feb. 28	Ole Miss	(H)	64	63
Feb. 29	Oklahoma	(H)	75	74
	SEC TOURNAMENT (Atlanta, Ga.)			
Mar. 6	**Auburn**	**(N2)**	**72**	**79**
	NCAA SOUTHEAST REGIONAL First/Second Round			
Mar. 13	**Ohio State**	**(N2)**	**77**	**91**
			1965	**1944**

(N1) Freedom Hall, Louisville, Ky.
(N2) The Omni, Atlanta, Ga.

- Leading Scorers -

Rex Chapman (6-4 Fr.).....16.0
Ed Davender (6-3 Jr.).....15.2
Richard Madison (6-7 Jr.).....9.1
James Blackmon (6-3 Sr.).....8.4
Robert Lock (6-11 Jr.).....7.5



The "Baron of Basketball," Adolph Rupp, seated here with assistant Harry Lancaster, won 879 games and four NCAA championships in his 42 year reign as the University of Kentucky coach.



Dan Issel, Kentucky's All-time leading scorer with 2,138 career points, goes in for a layup against Vandy.



Tom Payne, the first black to play at Kentucky, extends his 7-foot frame to snare a rebound in UK's 106-85 win over DePaul in the 1970 UKIT.



Kentucky's Ed Beck goes high in attempt to stop a Seattle shot in the 1958 NCAA Finals.

This is UK



CLIFF HAGAN

Director of Athletics

As Cliff Hagan enters his 12th year as its director, the University of Kentucky Athletics Association is undergoing an era of unprecedented growth.

Recently-completed projects include the $6 million E.J. Nutter Football Training Facility, the Hilary J. Boone Indoor Tennis Center, the lighting of the Shively Baseball Field and the resurfacing and seating expansion of the Shively Track. In addition, the $5.5 million Harry C. Lancaster Aquatics Center is nearing completion, bringing the total expenditures in capital expansion projects to nearly $15 million.



This past July, the UK Athletics Association Board of Directors approved a record $9.3 million budget for the 1987-88 fiscal year. In a time when many athletic departments are facing budget crises, UKAA continues to be totally self-supporting, with no tax dollars from the University's general funds.

Hagan, a native of Owensboro, replaced the late Harry C. Lancaster as athletics director on July 1, 1975. Since then, UK athletics has enjoyed a tremendous amount of success, both on the playing field and in the classroom.

Hagan has seen UK basketball teams win an NCAA championship, an NIT championship and make another appearance in the Final Four. The football Wildcats have appeared in three bowl games. Last season, six UK teams appeared in their respective NCAA championship events.

Academically, Hagan helped establish the Center for Academic and Tutorial Services (CATS). The University of Kentucky was the first university in the nation to open an academic center for student-athletes. The efforts have paid off, as UK led the Southeastern Conference last year in the number of student-athletes named to the league's various Academic Honor Rolls.

Hagan's involvement in college athletics extends beyond the University of Kentucky. He serves on the Executive Committee of the Southeastern Conference and is also on the Executive Committee of the NCAA Division 1A Athletics Directors Association.

A two-time All-American basketball center at UK (1952, 54), Hagan helped the Wildcats win 86 of 91 games during his career. Included in his career is a 1951 national championship under legendary coach Adolph Rupp.

As a senior, Hagan helped lead UK to a perfect 25-0 record and the Southeastern Conference title. That season, Hagan averaged 29 points per game and led the nation in rebounding (13.5 rpg).

After graduating from UK in 1954 and serving two years at Andrews Air Force Base as a commissioned officer, Hagan began a highly successful National Basketball Association career with the St. Louis Hawks. In 10 seasons, he posted 12,433 career points in 672 games (18.5 ppg) and played in five NBA All-Star games.

Hagan played on St. Louis teams which claimed six division titles. In 1958, Hagan helped lead the Hawks to the World Championship by defeating the Boston Celtics. He also set a NBA single game record for most field goals in a quarter (12). Hagan was voted All-Pro from 1957-62.

Between basketball seasons at St. Louis, Hagan earned his M.S. degree from Washington University in 1958.

He also had a stint as player-coach of the Dallas Chapparals during his professional basketball days. In fact, Hagan was chosen as the Texas Professional Coach of the Year in 1968. His record at Dallas was 109-90. In 1975, Hagan was named to the Kentucky Athletic Hall of Fame. Three years later, he became the first UK player inducted into the Naismith Memorial Basketball Hall of Fame.

Hagan is married to the former Martha Milton of Owensboro. They have four children — Mrs. Lisa Thaxton, Mrs. Laurie Hill, Mrs. Amy Burdette and Kip, who attended Transylvania University and now works for the Kentucky Association of Realtors.

EDUCATION

High School: Graduated Owensboro High School, in middle of 1949-50 school year.
College: Graduated University of Kentucky (1954) with "High Distinction," compiling 2.7 out of possible 3.0 GPA (Phys. Ed.); twice selected among Top Ten students in College of Education; named "Outstanding Senior" in that college; member Sigma Nu Fraternity, Student Government, Baptist Student Union & Fellowship of Christian Athletes. M.S. in education from Washington University in 1958.
Service: Two years commissioned officer in U.S. Air Force.

ATHLETICS

High School: Led Owensboro to 1949 State Championship scoring 41 points in final game, which years later was voted greatest individual performance in history of that tournament.
College: UK All-American on teams that won 86 of 91 games, including 1951 NCAA championship and undefeated season in 1954 (co-captain); set dozen SEC records, NCAA record for most rebounds (528) in season; UK record 51 points vs Temple.
Service: Led Andrews Air Force Base to two World Wide Air Force championships; All-Service honors both years.
Professional: Ten years with St. Louis Hawks, scoring 12,437 points in 672 games (18.5); five East-West All-Star games, NBA second All-League twice, All-Pro 1957-62 inclusive on teams that won six division, one world championship; set NBA record for most field goals scored (12) in single quarter.
Coaching: Player-coach of the Dallas Chapparals, finishing career with 14,908 points; Texas "Coach of the Year" in 1968.

HONORS

1965 — Herbert Hoover Boys Club organized in Owensboro and named Cliff Hagan Boys Club of America.
1978 — First UK player installed in the Naismith Memorial Basketball Hall of Fame.
1974 — Hall of Fame Magazine's All-America second team for 1951-73 period; Orlando (FL) Sentinal-Star's All-Time SEC first team; Inside Kentucky Sports Magazine's All-Time Player in Kentucky.
1975 — Kentucky Athletic Hall of Fame; UK Alumni Association Hall of Distinguished Alumni; UK Centennial "K" Medallion.
1984 — Recipient of prestigious "Boys Club" Medallion.

THIS IS UK

ATHLETICS AT UK

UK FIELDS 19 TEAMS IN INTERCOLLEGIATE SPORTS

KENTUCKY'S FACILITIES AMONG NATION'S FINEST



SHIVELY BASEBALL FIELD (LEFT), FOOTBALL PRACTICE FIELDS AND NUTTER TRAINING CENTER (RIGHT)



RUPP ARENA



HARRY C. LANCASTER AQUATICS CENTER



BOONE INDOOR TENNIS CENTER



COMMONWEALTH STADIUM



NUTTER CENTER WEIGHT ROOM

THIS IS UK

THE UNIVERSITY OF KENTUCKY
— A Continuing Commitment to Excellence









From its modest beginnings in 1865, when it was known as State College, the University of Kentucky has grown into one of the nation's most outstanding institutions of higher learning.

As a comprehensive, land-grant university, UK offers an educational experience that cannot be matched anywhere in the Commonwealth. In fact, only a small number of institutions across the nation can offer the wealth of opportunities that await students at UK.

At Kentucky, the emphasis is on excellence. Did you know that:

- UK EDUCATES ONE-THIRD OF THE COLLEGE STUDENTS IN KENTUCKY
  Enrollment on the University's campus in Lexington is 21,000, while 29,300 attend UK's 14 Community Colleges throughout the Commonwealth. That represents about one-third of all students attending public or private colleges, business schools and universities.
- INCOMING FRESHMEN ARE BEST IN STATE
  The average ACT score of enrolled freshmen in the fall of 1987 was 22.4, the highest for any public university in the state and three points higher than the national average.
- FRESHMAN CLASS INCLUDES MERIT SCHOLARS AND VALEDICTORIANS
  The 1987 freshman class includes twelve National Merit Scholars and 72 high school valedictorians. The class also includes eleven Singletary Scholars, whose average ACT score is 31.3 and one of whom had a 34 on the ACT. There are 384 freshmen this year who have ACT scores of 27 or higher — ranking them among the top 10 percent of freshmen in the nation.
- UK STUDENTS ARE WINNING NATIONAL HONORS
  UK debaters won the 1986 national championship. The student newspaper, The Kentucky Kernel, was voted one of the top four collegiate newspapers in the nation. Two architecture students placed first and second in a national design competition sponsored by the Institute for Architecture Education. These are just a few of the many areas in which UK students are excelling.
- ACADEMIC SCHOLARSHIP PROGRAM IS GROWING
  The University's academic scholarship program has grown from $70,000 a year in 1983 to an amazing $850,000 in 1987.
- UK HAS REACHED TOP CATEGORY OF RESEARCH UNIVERSITIES
  The Carnegie Foundation for the Advancement of Teaching classifies UK as a "Research I" institution, the only such institution in Kentucky and one of only 45 in the nation.
- UK HAS ENTERED THE WORLD OF SUPERCOMPUTERS
  The University is now one of only 17 universities in the nation to acquire a "supercomputer." UK's IBM 300E supercomputer should be operational in early 1988. The new equipment, which will attract much more research funding and grants, will also be made available to undergraduate students, a rarity at any university.
- UK FEATURES SOME OF THE BEST FACULTY IN NATION
  Some examples:
  DAVID KAO, a member of the Civil Engineering faculty, was recently named one of the nation's Top 100 researchers by Science Digest Magazine.
  JACQUELINE NOONAN, a pediatrician, was selected by

THIS IS UK

a national publication as one of the country's foremost physicians.

JOSEPH KUC, a member of the plant pathology faculty, is internationally known for his highly promising work in the immunization of plants against disease.

GUY DAVENPORT, an English professor who is a Rhodes Scholar and the author of many scholarly books, has been called, "the smartest man in the world today," by a newspaper columnist.

GLENN COLLINS, a member of the Agronomy faculty, is the winner of the top award presented by the Crop Science Society of America for his work in plant genetics.

- THE FACULTY AT UK ARE AN IMPORTANT STATE "INDUSTRY"

  UK faculty brought to the University and the state last year more than $51 million in research grants and sponsored programs — a valuable resource to the economic development of the Commonwealth. UK ranks among the Top 100 research universities in federal research funding, the only one so-ranked in the state.

- UK HAS SOME OF THE MOST OUTSTANDING PROGRAMS IN THE NATION

  - The sociology department received the American Sociological Association's annual award for teaching, the first time this prize has gone to an entire department.
  - The College of Education's reading program faculty was judged one of the nation's ten best.
  - The cancer research program at UK has been further enhanced by two new modern facilities for treatment and research.
  - The Equine Research program, for a long time a research hallmark at UK, has one of the top research facilities in the world, the new Maxwell Gluck Equine Research Center.
  - The College of Agriculture is noted world-wide for its development of burley tobacco varieties resistant to the five major diseases affecting that crop, for its research in no-till farming and just recently for the development of Johnstone Fescue, a grass that may save farmers hundreds of millions of dollars annually.



- UK HAS IMPRESSIVE LIST OF ALUMNI

  Included in The University of Kentucky's long list of 106,000 alumni are seven governors, two Nobel Prize winners, one astronaut and several Chief Executive Officers of national corporations.











KENTUCKY IS MY LAND

Kentucky is my land.
It is a place beneath the wind and sun
In the very heart of America.
It is bounded on the east, north and west by rivers
And on the south by mountains.

Only one boundary line is not a natural one,
It is a portion of the southern boundary
That runs westward from the mountains
Across the delta lowlands to the Mississippi.

Within these natural boundaries is Kentucky,
Shaped like the mouldboard on a hillside turningplow.
Kentucky is neither southern, northern, eastern or western,
It is the core of America
If these United States can be called a body,
Kentucky can be called its heart . . . . .

I didn't have any choice as to where I was born,
But if I had had my choice,
I would have chosen Kentucky.
And if I could have chosen wind to breathe,
I would have chosen a Kentucky wind
With scent of cedar, pine-tree needles,
Green tobacco leaves, pawpaw, persimmon and sassafras.
I would have chosen too,
Wind from the sawbriar and greenbriar blossoms . . .

. . . The heart of America
A land of even tempo,
A land of mild traditions,
A land that has kept its tradition of horse racing,
Ballad, song, story and folk music.
It has held steadfast to its pioneer tradition
Of fighting men, fighting for America
And for the soil of Kentucky,
That is filled with bluegrass beauty
That is not akin to poetry
But is poetry . . .
And when I go beyond the border,
I take with me growth and beauty of the seasons,
The music of the wind in pine and cedar tops,
The wordless songs of snow-melted water
When it pours over the rocks to wake the spring.
I take with me Kentucky embedded in my brain and heart,
In my flesh and bone and blood
Since I am of Kentucky
And Kentucky is part of me.

By Jesse Stuart







THIS IS UK

GENERAL INFORMATION

Location: Lexington, Kentucky
Founded: 1865
Enrollment: On campus: 22,100
At 14 Community Colleges: 29,000
President: David P. Roselle
Vice-President for Administration: Edward A. Carter
Vice-President for
University Relations: Raymond Hornback
Vice-President for
Information Systems: Eugene Williams
Chancellor, Lexington campus: Art Gallaher
Chancellor, Medical Center: Peter Bosomworth
Chancellor, Community Colleges: Charles Wethington
Faculty Chairman of Athletics: Robert Lawson
Director of Information Services: Bernie Vonderheide
Conference: Southeastern
Band - Varsity Director: Wm. Harry Clarke
Cheerleaders - Varsity Director: T. Lynn Williamson
Fight Song: On, On, U of K
Stadium: Commonwealth Stadium (58,000)
Arena: Rupp Arena (23,000)

ATHLETICS AT THE UNIVERSITY OF KENTUCKY



Dr. Robert Lawson
Faculty Representative

The University of Kentucky fields 19 intercollegiate athletic teams under the direction of the UK Athletics Association. The Association is under the supervision of a Board of Directors, which is headed by the UK president in the capacity of chairman.

Officers also include the Vice-Chancellor for Student Affairs, Dr. James Kuder, vice chairman; Faculty Chairman of Athletics Dr. Robert G. Lawson, secretary; along with two student representatives and 17 other members drawn from the University faculty and the general public as appointees of the president.

Director of Athletics Cliff Hagan supervises the growth and development of the athletics program.

SPORTS

MEN	COED	WOMEN
Basketball		Basketball
Football		Volleyball
Baseball		Gymnastics
Tennis		Tennis
Golf		Golf
Swimming		Swimming
Indoor Track		Indoor Track
Outdoor Track		Outdoor Track
Cross Country		Cross Country
	Rifle	

PRESIDENT DAVID P. ROSELLE



David P. Roselle
President

Dr. David P. Roselle was named the ninth president of the University of Kentucky in March 1987.

Dr. Roselle comes to UK from Virginia Tech in Blacksburg, Va., where he served as provost four years. The position of provost at Virginia Tech is the number two administrative position at the university, which has more than 22,000 students.

A native of Pennsylvania, Dr. Roselle has a Ph.D. in mathematics from Duke University. He has been a mathematics professor and researcher at the University of Maryland and Louisiana State University. He became a professor of mathematics at Virginia Tech in 1974 and held that faculty appointment during his entire tenure there.

He also served as dean of Virginia Tech's graduate school and dean of research and graduate studies.

Dr. Roselle is known as an innovator. At Virginia Tech he implemented a university-wide core curriculum, helped secure increased support for sponsored research and was recognized nationally for his initiatives in computing and information systems.

In 1978, he was recognized by Virginia Tech for his teaching excellence.

Dr. Roselle has held a variety of leadership positions in national mathematics organizations and served as executive secretary of the Mathematical Association of America for nine years.

He has made numerous invited addresses in his field and is widely published as a mathematics scholar. He has been editor of two books and was on the editorial board of a third.

Dr. Roselle is married to the former Louise Dowling of Manhasset, N.Y., and they have a son, Arthur, 16, and a daughter, Cynthia, 15.

BOARD OF DIRECTORS

UNIVERSITY OF KENTUCKY ATHLETICS ASSOCIATION

EX-OFFICIO MEMBERS
Dr. David Roselle
Dr. Art Gallaher
Dr. Jack Blanton
Dr. Raymond Hornback
Dr. James M. Kuder
Dean Robert G. Lawson
Mr. Phil Greer

ALUMNI MEMBERS
Mr. William B. Sturgill
Mr. John C. Owens

TRUSTEE MEMBERS
Mr. Albert B. Chandler
Mr. Frank Ramsey

MEMBERS-AT-LARGE
Mr. L. D. Gorman
Mr. S. T. Roach

STUDENT MEMBERS
Miss Susan Brothers
Mr. Karl Crase

FACULTY MEMBERS
Dr. Daniel Reedy
Dr. N. J. Pisacano
Dr. Charles P. Roland
Dean Peggy S. Meszaros
Dr. Charles W. Ellinger
Dr. Paul Sears
Dr. J. R. VanNagell

THIS IS UK

UKAA ADMINISTRATIVE STAFF



Larry Ivy
(Alabama, 1967)
Assistant Athletics Director
for Finance



Gene DeFilippo
(Springfield College, 1973)
Assistant Athletics Director
for Fund-Raising, Marketing
and Promotion



Kathy DeBoer
(Michigan State, 1978)
Assistant Athletics Director
for Women's Sports



Bob Bradley
(Kentucky, 1971)
Assistant Athletics Director
for Academics & NCAA Liaison



Russell Rice
(Kentucky, 1951)
Assistant to the Athletics
Director

UK HEAD COACHES



Jerry Claiborne
Football



Kathy DeBoer
Volleyball



Dennis Emery
Men's Tennis



Bettie Lou Evans
Women's Golf



Sharon Fanning
Women's Basketball



Leah Little
Gymnastics



Keith Madison
Baseball



Harold Mullins
Rifle



Wynn Paul
Swimming



Susan Rudd
Women's Tennis



Tom Simpson
Men's Golf



Don Weber
Track

THIS IS UK

STAFF - University of Kentucky Athletics Association



Lori Barnes
Staff Assistant
Gene DeFilippo's Office



Joyce Baxter
Staff Assistant
Sports Information



Toni Byrne
Staff Assistant
Kathy DeBoer's Office



Lisa Cruz
Staff Assistant



Nancy Cunnigan
Accounting



Barbara Deniston
Academic Advisor



Barbara Donnelly
Ticket Manager



Al Green
Head Trainer



Rita Griffith
Accounting



Mary Craig Haley
Staff Assistant



J.R. Hisle
Accounting Director



Nick Katko
Academic Advisor



Barbara Kiser
Accounting



Carolyn McDowell
Ticket Office



Sandy Morgan
Staff Assistant
Larry Ivy's Office



Lee Reedy
Staff Assistant
Lady Kat Basketball

THIS IS UK



Ann Sampson
Staff Assistant
Bob Bradley's Office



Sue Stanley
Assistant Trainer



Rodney Stiles
Student Admissions
U.K.S.A.C.



Lydia Wehrle
Ticket Office

UK ATHLETICS PHONE DIRECTORY

Academics	257-1897
Athletics Director	257-2881
Sports Information	
Memorial Coliseum	257-3838
Commonwealth Stadium	257-4792
Ticket Office	257-CATS or 257-1818
Training Room	
Shively Center	257-6521
Memorial Coliseum	257-2750

MEN'S SPORTS

Basketball	257-1916
Football	257-3611
Baseball	257-8829
Golf	257-6506
Swimming	257-5626
Tennis	257-3283
Track	257-5816
Rifle	257-4477

WOMEN'S SPORTS

Basketball	257-6046
Volleyball	257-1419
Gymnastics	257-8604
Tennis	257-3283
Golf	257-2941
Swimming	257-5626
Track	257-5816

ATHLETICS STAFF PHONE DIRECTORY

Name	Office	Home
Janis Aubrey, Football	(606) 257-3612	277-8265
Andy Barnes, Women's Basketball Asst.	7-8852	257-5015
Lori Barnes, Staff Asst.	7-5611	
Joyce Baxter, Staff Asst./Sports Info.	7-3838	734-5261
Bob Beach, Asst. Gymnastics	7-6483	
Michael W. Benson, Asst. Tennis	8-3283	
Bob Bradley, Asst. AD/Academics	7-1897	278-2025
Jeffrey A. Bush, Swimming Asst.	7-5626	266-5318
John Butler, Baseball Asst.	7-6495	272-7044
Toni J. Byre, Staff Asst.	7-8604	253-2555
Don Carbone, Asst. Tennis (M)	7-3283	
Dwane Casey, Basketball Asst. (M)	7-1916	
Russell Cecil, Ticket Office	7-1818	277-1211
Jerry Claiborne, Head Football	7-3611	231-7442
Steve Crocker, Swimming Asst.	7-5626	
Lisa Cruz, Staff Asst.	7-6500	252-7416
Nancy Cunigan, Accounting Clerk	7-6047	
Brad Davis, Sports Info. Dir.	7-3838	277-4005
Tommy Davis, Grounds	7-1451	
Kathy DeBoer, Assistant AD/Women and Head Volleyball	7-8604 7-1419	
Gene DeFilippo, Asst. AD	7-5611	266-4589
Barbara Deniston, Academic Advisor	7-6496	273-4800
Brigid L. Devries, Diving	7-5626	
James Dickey, Basketball Asst. (M)	7-1916	
Barbara Donnelly, Ticket Manager	7-1819	272-4162
Misty Driscoll, Staff Asst.	7-6521	269-4792
Jimmy Dykes, Asst. Basketball Coach (M)	7-1916	
Jerry Eisaman, Football Asst.	7-3611	299-8794
Dennis Emery, Head Tennis Coach	7-3283	223-8315
Pat Etcheberry, Strength	7-2672	527-6307
Bettie Lou Evans, Head Golf (W)	7-2941	498-1338
Sharon Fanning, Head Basketball (W)	7-6046	
Mike Florence, Asst. Strength Coach	7-2672	223-9227
Chip Garber, Football Asst.	7-3611	273-5765
Bill Glaser, Football Asst.	7-3611	278-8849
Al Green, Head Trainer	7-6521	885-6879
Rita Griffith, Accounting Clerk	7-1453	
Cliff Hagan, Athletics Director	7-2881	
Mary Craig Haley, Staff Asst.	7-8901	263-2001
Jake Hallum, Football Asst.	7-3611	266-9952
JoAnn Hauser, Trainer/GA	7-6521	
J.R. Hisle, Accounting	7-3135	223-7023
David Hoag, Academic/GA	7-1897	858-4883
Joey Howard, Asst. SID	7-4792	271-6230
Barbara Isham, Exec. Asst./AD	7-2881	734-5326
Larry Ivy, Asst. AD/Business	7-4911	
Tom Kalinowski, FB Equip. Mgr.	7-6522	223-2201
Nick Katko, Academic Advisor	7-4217	272-8753
Bill Keightley, Basketball Equip.	7-1889	272-4977
Barbara Kiser, Accounting Clerk	7-3135	266-2545
David Likins, Football Asst.	7-3611	269-4664
Leah Little, Head Gymnastics (W)	7-6483	273-1328
Keith Madison, Head Baseball	7-8829	858-4935
Walt McCombs, Asst. Trainer	7-2750	268-4384
Carolyn McDowell, Staff Asst./TO	7-1818	
Marta McMackin, Bsktbll. Adm. Asst. (M)	7-6024	266-4673
Sandy Morgan, Staff Asst./ Bus.	7-4911	278-6679
Sgt. Harry Mullins, Head Rifle Coach	7-4477	
Greg Nord, Football Asst.	7-3611	272-0370
Janetta Owens, Football Adm. Asst.	7-3613	272-7470
Wynn Paul, Head Swimming	7-5626	
Dick Redding, Football Adm. Asst.	7-3612	276-4203
Lee Reedy, Staff Asst. Bsktbll. (W)	7-6046	272-3291
Susan Renaker, Staff Assistant/FB	7-3611	266-6028
B.W. Reynolds, Supt. Grounds	7-1451	887-1493
Russell Rice, Asst. to the AD	7-3838	223-5639
Nona Richardson, Volleyball Asst.	3-6808	255-3351
Susan Rudd, Tennis (W)	7-3283	271-4142
Ann Sampson, Staff Asst./Acad.	7-1897	254-9997
David Schryer, Grounds	7-1451	277-0958
Charles Schultz, Track Asst.	7-5816	277-9176
Ed Schultz, Tennis Asst.	7-3283	
Dan Sehlhorst, Baseball Asst.	7-3012	
Rod Sharpless, Football Asst.	7-3611	278-3327
Farrell Sheridan, Football Asst.	7-3611	231-7090
Tom Simpson, Head Golf (M)	7-6506	272-9854
Bob Smith, Asst. Baseball Coach	7-3013	
Sue Stanley, Trainer (W)	7-6521	273-5003
Rodney Stiles, Student Admission	7-1757	
Terry Strock, Football Asst.	7-3611	277-1308
Eddie Sutton, Head Basketball (M)	7-1916	
David Thomas, Grounds	7-1451	
David Vickers, Grounds	7-1451	
Rena Vicini, Asst. SID	7-3838	278-7773
Don Weber, Track	7-5816	273-2479
Gary Weber, Academic/GA	7-1897	273-2479
Lydia Wehrle, Ticket Office	7-1819	278-6943
Martyn Wilby, Swimming Asst.	7-2656	252-1582
Lovett Williams, Grounds	7-1451	
Lee Youster	7-2672	

THIS IS UK

CENTER for ACADEMIC & TUTORIAL SERVICES



The University of Kentucky is proud to be the first university in the nation to open an academic center for student-athletes. We call it CATS — Center for Academic and Tutorial Services.

We, like all universities, tell parents and recruits that the student-athletes education is of utmost importance. The difference is that at the University of Kentucky, we have made a sincere effort to provide the best possible educational environment, one that is conducive to academic success.

Those efforts have paid off. The Wildcat football team has led the Southeastern Conference for three straight years in the number of players named to the league's Academic Honor Roll. In all sports combined, UK placed more student-athletes on the SEC's Academic Honor Rolls in 1986-87 THAN ANY OTHER SCHOOL. The Wildcat basketball program boasts an 80 percent graduation rate, one of the best in the country.

As a result, our CATS program is a model that other universities have used as a blueprint in forming their own programs. We are one of the few schools in the country to have an assistant athletics director for Academics, Bob Bradley, who is president-elect of the NCAA's National Association of Academics Advisors for Athletics (N4A).

Plans are on the drawing boards for an expansion of our CATS facility, which will include a language laboratory, additional tutoring rooms, an expanded computer facility and a media center.

Annually, the University of Kentucky Athletics Association budgets nearly a half-million dollars to maintain CATS — the premier athletic counseling center in the country.

CATS provides our student-athletes with many advantages over the student-athletes at other universities. Examine the list below:



1. ADVISING — It is not unusual for freshman student-athletes to be confused about courses, campus, or any number of academic procedures. In addition to our study center, the CATS facility houses the office of the Assistant Affairs, a full-time assistant, a Reading Coordinator and four Academic Graduate Assistants (AGA's). These trained staff members are there for one purpose — to help the student-athlete mature academically. Our goal is to help student-athletes be successful out of the arena of athletic competition.

2. STUDY SKILLS — CATS provides us with an area where we can conduct organized weekly study skills classes. Many schools give their student-athletes a crash course in study skills. This is not enough. We have a Freshman Orientation Handbook and Study Skills workbook that each freshman student-athlete receives. The student-athletes attend organized classes in CATS, where they learn to utilize proven classroom study skills and university resources.

3. STUDY HALL — Most major colleges have required study hall for their freshmen student-athletes. These study halls are almost always in the evening after practice and are held in

a campus facility borrowed by the Athletics Association. This is probably the time period least conducive to study or meeting with tutors.

NOT AT KENTUCKY!

The CATS facility not only provides us with our own large area for quiet study but is also equipped with tutoring and small group rooms. Our center was specifically designed to meet the study needs of student-athletes.

The CATS Center is open all day and until 10:00 each night. This means that student-athletes at Kentucky are not restricted to attending required study hall virtually any time of day. Research has shown that the best time to study is immeditely after class. Our center provides the student-athletes the opportunity to study at that time. This is definitely a CATS advantage.

4. TUTORING — We have tutors available for any subject. Our tutors come from the University and the community. We utilize the services of professors, graduate students and graduates who are well qualified. We screen our tutors and although we hire many more than we need, we develop a core list of those most effective with our students. This core group works closely with us and thus we are able to monitor the progress of the student-athletes more closely. CATS Provides the proper atmosphere for tutoring. Sound proof rooms are available where the student and the tutor can meet. They don't have to worry about being bothered by others or bothering others while discussing important concepts. Our system is most conducive to learning.

5. READING COMPONENT — The reading program at CATS is designed to meet the needs of all student-athletes. Upon entering the University each student-athlete is given a reading test that measures that individual's strengths and weaknesses. Based upon and weaknesses. Based upon the results, astudent-athlete may be encouraged to participate in the reading program, which provides both individual and small-group tutoring in a variety of areas such as reading improvement and advanced vocabulary development. It is the goal of the reading program to provide student-athletes with tools necessary to become more effective readers and studiers.



WHY CATS?

All major colleges spend a lot of time, effort and **money** recruiting student-athletes. All coaches and athletics administrations express concern for the recruit's education. Most schools use athletic funds freely to build better athletic facilities to attract better athletes. The problem is that those same schools would find it unbearable to spend those same large sums on an academic facilty. Our philosophy at the University of Kentucky is that colleges should be willing to provide funds not only to recruit the athletes and develop their physical talents, but also to afford the student-athlete every opportunity to succeed academically.



THIS IS UK

BLUE-WHITE FUND



Gene DeFilippo
Assistant A.D.

The University of Kentucky is dedicated to producing a sports program that is geared toward excellence — both athletically and academically.

Begun in 1973 by athletics director Cliff Hagan, the Blue and White Fund's main purpose is to provide financial assistance to the UK athletics program. Producing and maintaining a quality athletics program is a never-ending process. And for that reason, we are renewing our efforts to raise the funds necessary to be competitive on the national level in every sport.

The major purpose of the Blue and White Fund is to provide scholarships for UK's student-athletes. Last year, 315 student-athletes received grants-in-aid from UK, allowing them to continue their education.

The Fund also helps underwrite costs associated with our nationally-recognized Center for Academic and Tutorial Services (CATS). The Fund also provides funds necessary to upgrade the entire athletic physical plant and to plan for future projects.

Last year, more than $800,000 was raised through the Blue and White Fund. Under the direction of assistant athletics director Gene DeFilippo, the goal next year will double as UKAA becomes more aggressive in its fund-raising efforts.

One popular misconception surrounding Kentucky basketball is that it requires a substantial donation to be eligible to buy season tickets. That is simply not the case. In fact, of Rupp Arena's 23,000 seats, only 3,000 are tied to any level of giving. And giving levels start as low as $50 a year.

For more information on the Blue and White Fund, contact Gene DeFilippo at (606)257-5611.

Athletics Helps Entire University

A contribution to the University of Kentucky Athletics Association helps the ENTIRE University community, not just athletics.

During the last three years alone, UKAA has given $800,000 to the University's scholarship fund for non-athletic scholarships. Scores of outstanding young scholars are able to attend UK because of the generosity of the Athletics Association.

UKAA established the Otis A. Singletary Graduate Scholarships two years ago and has given $500,000 to that fund. The Association also contributed $150,000 to the W.L. Mathews Scholarship Fund. More than $100,000 generated from the UKAA licensing program, in which UK receives money from the sale of UK-related novelty items, has gone to the general scholarship fund. Nearly $50,000 from Gulf Oil Co. and Chevrolet Motor Co. for television "Player of the Game" Awards has gone to UK's general scholarship fund.

Donations to UKAA help the University in other ways, too. For instance, the new Harry C. Lancaster Aquatics Center will be available for general student body use as is the newly-completed Hillary J. Boone Indoor Tennis Complex. In addition, UKAA provides significant financial support each year for the Wildcat Marching Band and the Wildcat cheerleaders.

We at UKAA are commited to the TOTAL University.

THIS IS UK

UNIVERSITY OF KENTUCKY NATIONAL ALUMNI ASSOCIATION

By LIZ DEMORAN

FRIENDraising — that's what the University of Kentucky National Alumni Association does best. **FUN**raising is the province of the UK Athletics Association. **FUND**raising is what the UK Development Office does by seeking contributions to the Annual Fund and individual colleges, by receiving gifts from wills, trusts and bequests and by uncovering corporate support for the University.

The UK National Alumni Association has a dual purpose — **serving alumni** with programs and membership benefits and **serving the University** with programs to undergird the continuing academic progress at UK, to attract quality students and to reward a quality faculty.

Among the most popular programs for alumni are area club gatherings and trips to Rupp Arena, the Kentucky Alumnus magazine, membership availability at Spindletop Hall and the basketball scorecard. The Association also sponsors class reunions, Homecoming, overseas trips, an annual photo contest, library privileges, University Press book discounts, and the Hall of Distinguished Alumni recognition program.

Foremost among service programs to the University is the grassroots support movement for Kentucky higher education and for UK that became organized last year. The 1986 General Assembly responded to widespread interest in higher education with a significant increase in the appropriation for the state's universities. For the first time, funds have been earmarked for quality improvement programs such as student financial aid, endowed chairs and centers of excellence. Additionally, UK will be building a robotics center and installing a supercomputer, just two areas of exciting advancement for the University in areas that will enhance the state.

Quality students are attracted to a university because the academic opportunities and faculty are first-rate, because scholarship and financial aid is available and because the alumni they know talk proudly about their alma mater. The National Alumni Association helps out on all three counts.

The Association encourages exceptional teaching which is at the heart of a strong academic program by presenting up to five awards annually for "great" teaching. As one program to keep highly qualified professors at UK, the Alumni Professorship is now a designation carried by seven professors who not only contribute in the classroom but also in the research laboratory. How exciting to be taught by the very people who are creating new knowledge, who are discovering how quarks and neurons and monoclonal antibodies and minds work so that that information can be used to increase our life expectancy and enhance our quality of living as well!

In the past five years, funds for alumni club-sponsored scholarships have risen from about $2,000 to nearly $12,500 annually. Clubs also host UK Open Houses in their local communities for prospective students. Many alumni participate in a career advising program called "Shadow" or serve on college advisory boards. The Association itself provides over 20 scholarships to outstanding students, marching band members and to each of the community colleges.

Among the alumni who provide the "pride factor" are shuttle astronaut Story Musgrave who took a UK pennant into orbit in July 1985; author Bobbie Anne Mason who wrote "In Country" which has been received with wide popular acclaim, and the late Walter Tevis whose novels still continued to be translated into films—the latest, The Color of Money, starring Paul Newman and Tom Cruise. Also included in the list of prominent UK alumni are Pat Riley, coach of the world-champion Los Angeles Lakers, and Dr. William A. Baumgartner, the first person to perform domino donor surgery. These are just a few of the thousands of alumni across the country that represent a nationwide network of pride in the University of Kentucky. Let it show!



1986 OFFICERS

President
J. Thomas Tucker '56
Shelbyville

President-Elect
Jack Guthrie '63
Louisville

Treasurer
Mrs. Joe F. Morris '38
Lexington

Secretary
Jay Brumfield '48
Lexington

ASSOCIATION STAFF

Director
Jay Brumfield '48

Associate Director
Bob C. Whitaker '58

Editor
Liz Howard Demoran '68

Assistant Editor
Kay Johnson '86

Membership Coordinator
Ada D. Refbord '39

Staff
Brenda Bain
Julia Brothers
Linda Brumfield
Margie Carby
Brenda Daugherty
Carolyn Rhorer
Ruby Hardin
Ennis Johnson
Betty W. Nelson '52

THE COMMITTEE OF 101

The University of Kentucky is blessed with one of the more unique support organizations in college athletics — the Committee of 101.

While most schools have elaborate boosters groups which raise cash for the various athletic programs, the Committee of 101 is a service-oriented group which makes no direct cash contribution to UK. The organization, which has the motto, "dedicated to the support of Kentucky basketball," sponsors the annual "Get-Acquainted Pre-Season Banquet," which has become a Kentucky tradition. The banquet kicks off the season with a sold out crowd of about 800 on hand. The Committee also sponsors the post-season awards banquet.

The group's activities extend to non-UK related efforts, including raising money for such charities as Cardinal Hill Hospital, Big Brothers/Sisters and the Bluegrass Boys' Ranch.

The most visible work the Committee does is ushering at Wildcat home football and basketball games, as well as events like the 1982 and 1986 SEC tournament, the 1984 Mideast Regional and the 1985 Final Four. In an effort to promote Kentucky basketball, the Committee produced an album titled, "Great Moments in Kentucky Basketball."

The Committee of 101 was born in 1966 when 101 employees of IBM's Lexington plant each gave 25 cents to send a telegram to the late Coach Adolph Rupp at every away game the Wildcats played that season.

From those modest beginnings, the club grew into the service organization it is today, which includes 250 members. Since membership is limited to that number, a waiting list for people wishing to become involved is kept. Persons interested in joining the Committee should write to:

Committee of 101, P.O. Box 22, Lexington, KY 40501

Dues are only $10 a year but each member is required to "roll up his sleeves and go to work," according to Committee president Van Florence. We consider ourselves a working organization. We host the post-game receptions at the Wildcat Lodge, sell programs and things like that. Any time manpower is needed in UK athletics, we're there."

Other officers of the Committee include Vice-President Doug Sizemore, Treasurer John Folz and Secretary Dan Moore. The Committee is governed by a 10-member board and meets once a month during the athletic seasons.

THE WILDCATS ON RADIO

A Kentucky basketball tradition through the years has been the ability of the legions of Big Blue fans to "catch the Cats on the radio." Listening to Kentucky basketball has been a tradition in the Commonwealth and across the country for decades. Nearly every Kentuckian has fond memories of sitting around a radio on a cold winter night, living and dying with the fortunes of the Big Blue.

As usual, the excitement and action of Kentucky's 85th season of basketball will be broadcast to fans across the country on one of the largest college networks in the nation. The UK Basketball Network features 96 stations in six states, including Kentucky, Ohio, Indiana, West Virginia, Tennessee and Arkansas.

Anchoring the coverage this season is the powerful 50,000-watt clear-channel WLW in Cincinnati. Located at 700 on the AM dial, WLW will beam the Wildcat action to at least 40 states.

"I can distinctly remember listening to the Cats when I was a kid growing up in Kansas," says UK head coach Eddie Sutton. "Our radio broadcasts have helped make us the premier program in the country by providing us with a national audience for a number of years."

The network also features WVLK in Lexington and WAVG in Louisville, as well as ten 100,000-watt FM stations throughout the state.

The rights to Wildcat basketball are held by Kentucky Network, Inc., of Louisville, which is currently in its eighth season of broadcasting UK sports.

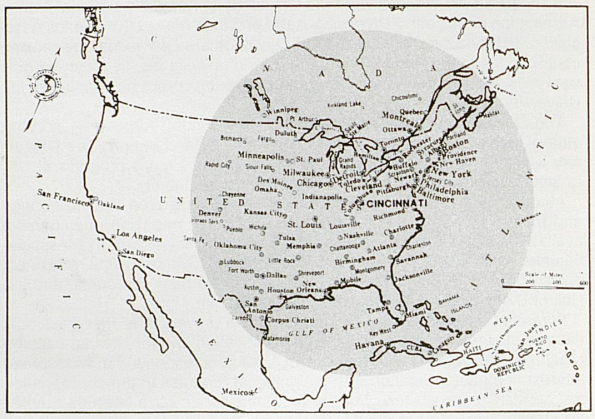

The UK Network presents one of the most comprehensive lineups of programs on game night, starting 1½ hours before tipoff with a statewide call-in show, followed by Cawood's Look at Basketball, the Coach Eddie Sutton Pre-Game Show, Wildcat Warmup and the game play-by-play. Following the game, the network presents the Wildcat Wrapup, Wildcat Scoreboard and the Coach Eddie Sutton Post-Game Show.

CAWOOD LEDFORD



Now in his 35th season of broadcasting Wildcat games, Cawood Ledford is truly a legend in the Commonwealth. In many drug stores and barber shops across the state, conversations in the winter begin with, "Well, Cawood said last night..."

His brisk, informative style has won him a spot in the hearts of Kentuckians for years and to many people who never have a chance to see the Cats in person, Cawood IS Kentucky basketball. As one station promoted him once, "When you listen to Kentucky basketball, you don't just hear it, you SEE it, through the eyes of Cawood Ledford."

Cawood has made some of his phrases legendary in Kentucky, especially his traditional, "The Wildcats are moving to the right-hand side of your radio dial." When he appears at courtside at Rupp Arena, the Kentucky band salutes him in unison with a loud, "Hello, Cawood!" That's the kind of respect Kentuckians have for "their" announcer.

The native of Harlan County, Ky., (actually Cawood, Ky.) has been named Best Basketball Announcer in the Nation, in addition to being named Kentucky's "Sportscaster of the Year" 20 times. He is president of his own Lexington-based company, Cawood Ledford Productions, and has produced many award-winning radio and television sports programs.

In a recent survey of active college basketball announcers, Ledford ranked tied for sixth in longevity:

Name	School	Years	Name	School	Years
1. Larry Birleffi	Wyoming	49	13. Jack Cristil	Mississippi St.	30
2. Bob Brooks	Iowa	42	14. Jack Eaton	Memphis State	28
3. Max Falkenstein	Kansas	41	George Hale	Maine (Orono)	28
4. Ray Scott	Arizona	41	16. Gene Davidson	Tennessee Tech	27
5. Bob Fulton	S. Carolina	35	17. Walt Ausley	N. Carolina St.	26
6. Cawood Ledford	**Kentucky**	**34**	Tom Kelley	Southern Cal	26
Jack Dale	Texas Tech	34	19. Tom Hemmingway	Michigan	24
Vern Hawkins	SW Missouri	34	20. Dave Carr	Bowling Green	23
9. Al Ciraldo	Georgia Tech	33	Wes Strader	Western Ky.	23
10. Ray Christensen	Minnesota	31			
Morry Mannies	Ball State	31			
Don McLean	St. Bonaventure	31			

RALPH HACKER



Ledford's sidekick on Wildcat broadcasts is Ralph Hacker, president and general manager of radio station WVLK in Lexington. Hacker is now in his 16th season as the color analyst on the UK Network, offering his knowledge to the broadcasts, as well as handling all pregame, halftime and post-game programs.

In addition to his UK Radio duties, Hacker has ventured into television in the last three years, calling games for the SEC, the NCAA and CBS.

THIS IS UK

THE WILDCATS ON TELEVISION

The University of Kentucky will once again be featured on one of the largest collegiate television networks in the country, with nine stations in four states covering a viewing audience across eight states. The games will be seen on virtually every cable system in the Commonwealth.

Host Communications of Lexington, the firm that handles all radio rights for the NCAA Basketball Championships, administers the television network. WKYT-TV in Lexington and WAVE-TV in Louisville act as co-producers of the telecasts. The UK Network will televise five UK games live and five games on a delayed basis at 11:30 p.m. ET. (See season schedule for list of TV games.)

The UK announcing team in 1987-88 will include two newcomers and one veteran to the UK Network. Handling the play-by-play duties this season will be Marty Brennaman, the legendary "voice" of the Cincinnati Reds. He will be joined by Larry Conley, a former Wildcat player who will handle the analysis chores, and UK-TV veteran Rob Bromley, who will "anchor" the pre-game and halftime shows.

UK TELEVISION NETWORK

MARKET	STATION	AFFILIATION
Lexington	WKYT-TV 27	CBS
Louisville	WAVE-TV 3	NBC
Huntington, WV	WSAZ-TV 3	NBC
Cincinnati, Ohio	WIII-TV 64	IND
Paducah	WPSD-TV 6	NBC
Evansville, Ind.	WTVW-TV 7	ABC
Hazard	WYMT-TV 57	CBS
Campbellsville	WGRB-TV 34	IND
Hopkinsville	TV-43	IND



LARRY CONLEY

Larry Conley, who will handle the color analyst duties in 1987-88, is certainly no stranger to Wildcat fans. Conley was a member of UK's famous "Rupp's Runts" team that captured the imagination of the entire country by overcoming the odds and advancing to the 1966 NCAA championship game before losing to Texas Western.

The Ashland, Ky., native earned All-SEC honors in 1966, then signed and played with the Kentucky Colonels of the old ABA.

Conley has spent the last 11 years working as a TV analyst for NBC, CBS and ESPN. He has also worked as an analyst for NCAA Productions during the NCAA Tournament.



ROB BROMLEY

Rob Bromley begins his eighth year on the UK Television Network by switching to "anchor" duties. Bromley will handle the pre-game, halftime and post-game anchor duties on the telecasts and will conduct interviews during those periods with prominent people in attendance. He will also handle the duties of updating scores from around the country.

Bromley has been the sports director at WKYT-TV in Lexington since 1980, when he took over those duties from the legendary Denny Trease, who now serves as the TV "voice" of the Kansas City Royals.

Bromley is a graduate of Butler University in Indianapolis and worked as a sports anchor in Lima, Ohio, before joining the WKYT-TV staff in 1977.



MARTY BRENNAMAN

Marty Brennaman joins the UK Television Network this season as the play-by-play man after earning a reputation as one of the best baseball announcers in the nation. Brennaman has served as the "Voice of the Cincinnati Reds" for 14 years, having joined the Reds broadcasting team in 1974.

In recent years, Brennaman has taken up television announcing chores for the Reds and for Atlantic Coast Conference basketball.

During his seasons with the Reds, Brennaman has gained a large following throughout Reds' Country, and his way of ending each Reds' victory, "And this one belongs to the Reds," is as much a part of a Reds' game as hot dogs and Cracker Jacks.

The graduate of the University of North Carolina has been named Ohio's "Sportscaster of the Year" nine times.

EDDIE SUTTON TV SHOW

The Coach Eddie Sutton Television Show will be aired on seven stations throughout Kentucky, Indiana and West Virginia this winter. The weekly program, produced by WKYT-TV in Lexington and syndicated by Host Communications of Lexington, will air on 18 Sundays during the basketball season.

The 30-minute show includes highlights of Wildcat games, commentary by Sutton and features on the Wildcat players. Veteran announcer Cawood Ledford joins WKYT-TV sports director Rob Bromley as co-hosts of the show.

The following is the complete list of stations and Sunday air times:

MARKET	STATION	AFFILIATION	TIME
Lexington	WKYT-TV 27	CBS	Noon
Louisville	WAVE-TV 3	NBC	Noon
Evansville, Ind.	WTVW-TV 7	ABC	1:30 p.m.
Hazard	WYMT-TV 57	CBS	6:00 p.m.
Paducah	WPSD-TV 6	NBC	Midnight
Huntington, WV	WSAZ-TV 3	NBC	Midnight
Hopkinsville	TV-43	IND	TBA



THIS IS UK

PRIMARY MEDIA OUTLETS

LEXINGTON

LEXINGTON HERALD-LEADER

Jerry Tipton (Beat Writer)
Mike Johnson (Sports Editor)
John McGill (Columnist)
LEXINGTON HERALD-LEADER
Main & Midland
Lexington, KY 40507
(606) 231-3225

AP Associated Press

Mike Embry
ASSOCIATED PRESS
Herald-Leader Bldg.
Main & Midland
Lexington, KY 40507
(606) 254-2070

Brian Malloy
UNITED PRESS INTERNATIONAL
P.O. Box 2163
Lexington, KY 40595
(606) 299-8895

Todd Jones
KENTUCKY KERNEL
University of Kentucky
Lexington, KY 40506-0422
(606) 257-1915

Ralph Hacker
WVLK RADIO
P.O. Box 1559
Lexington, KY 40501
(606) 253-5900

STEREO AM WVLK radio59

Tim Smile
WVLK RADIO
P.O. Box 1559
Lexington, KY 40501
(606) 253-5900

WLEX-TV 18

Carl Nathe, Tom Kenney
Frank Cusumano
WLEX-TV
P.O. Box 1457
Lexington, KY 40501
(606) 255-4404

Rob Bromley, Dave Baker
Dick Gabriel, Jeff Howard
WKYT-TV
P.O. Box 5037
Lexington, KY 40555
(606) 299-0711

Kenny Rice, Al Rogers
WTVQ-TV
P.O. Box 5590
Lexington, KY 40501
(606) 293-1661

Charles Fortney
WLAP RADIO
P.O. Box 11670
Lexington, KY 40511
(606) 293-0563

Cawood Ledford, Dan Metzger
Tom Wallace
CAWOOD LEDFORD PRODUCTIONS
120 Kentucky Ave.
Lexington, KY 40502
(606) 233-3455

Oscar Combs, Nick Nicholas
Mike Estep
THE CATS' PAUSE
P.O. Box 7297
Lexington, KY 40501
(606) 278-3474

HOST COMMUNICATIONS

Dwight Johnson, Rick Redding
HOST COMMUNICATIONS
P.O. Box 3071
Lexington, KY 40596-3071
(606) 252-6681

Tom Hammond
HAMMOND PRODUCTIONS
2526 Regency Road
Lexington, KY 40503
(606) 278-8437

Craig Sloan
WKQQ RADIO
P.O. Box 100
Lexington, KY 40505
(606) 252-6694

LOUISVILLE

Rick Bozich (Columnist)
LOUISVILLE COURIER-JOURNAL
525 West Broadway
Louisville, KY 40202
(502) 582-4361

The Courier-Journal

Scott Fowler (Beat Writer)
LOUISVILLE COURIER-JOURNAL
400 Old Vine St., Ste. 201
Lexington, KY 40507
(606) 254-7888

Tom Watson
ASSOCIATED PRESS
525 West Broadway
Louisville, KY 40202
(502) 582-4032

UNITED PRESS INTERNATIONAL
222 First Street
Louisville, KY 40202
(502) 589-5790

Billy Reed
424 Hurstbourne Park
9200 Shelbyville Road
Louisville, KY 40222
(502) 429-5191

Dave Conrad
WHAS-TV
P.O. Box 1084
Louisville, KY 40201
(502) 582-7255

Bob Domine
WAVE-TV
725 South Floyd
Louisville, KY 40203
(502) 585-2201

Fred Cowgill
WLKY-TV
P.O. Box 6218
Louisville, KY 40202
(502) 893-7300

Doug Ormay
KENTUCKY NETWORK
11001 Bluegrass Pkwy.
Louisville, KY 40299
(502) 267-6757

Paul Rogers
WHAS RADIO
P.O. Box 1084
Louisville, KY 40202
(502) 582-7840

Phil Miller, Metzler
WAVG RADIO
P.O. Box 32970
Louisville, KY 40232
(502) 587-0970

Sports Director
WAKY RADIO
558 So. Fourth
Louisville, KY 40204
(502) 589-6397

Sports Director
WINN RADIO
3rd and Broadway
Louisville, KY 40202
(502) 585-5148

Greta Martin
WLOU RADIO
2549 S. Third St.
Louisville, KY 40208
(606) 636-3535

Sports Director
WRKA RADIO
10001 Lin Station Road
Louisville, KY 40223
(502) 423-9752

Sports Editor
LOUISVILLE DEFENDER
1720 Dixie Highway
Louisville, KY 40210
(502) 772-2591

CINCINNATI

The Cincinnati Post

Bill Peterson (Beat Writer)
Jay Mariotti (Columnist)
CINCINNATI POST
125 East Court Street
Cincinnati, OH 45202
(513) 352-2768

The Cincinnati Enquirer

Tim Smith (Beat Writer)
Greg Noble (Columnist)
Peter King (Columnist)
CINCINNATI ENQUIRER
617 Vine Street
Cincinnati, OH 45202
(513) 221-7567

Denny Jantzen
WCPO-TV
500 Central Ave.
Cincinnati, OH 45202
(513) 721-9900

Walt Maher
WKRC-TV
1906 Highland Ave.
Cincinnati, OH 45219
(513) 651-1200

Steve Physioc
WLWT-TV
40 West Ninth St.
Cincinnati, OH 45202
(513) 352-5017

700 WLW

Andy MacWilliams, Doug Kidd
Andy Furman
WLW RADIO
3 East Fourth St.
Cincinnati, OH 45202
(513) 241-9597

Bill Sorrell
WCKY RADIO
501 Carew Tower
Cincinnati, OH 45202
(513) 241-6565

STATE MEDIA

Mike Reliford
ASHLAND DAILY INDEPENDENT
226 17th Street
Ashland, KY 41101
(606) 29-1717

Larry Vaught
DANVILLE ADVOCATE-MESSENGER
330 South Fourth Street
Danville, KY 40422
(606) 236-2551

Bob Watkins
ELIZABETHTOWN NEWS-ENTERPRISE
P.O. Box 430
Elizabethtown, KY 42701
(502) 769-2312

The State Journal

Philip Case
FRANKFORT STATE-JOURNAL
P.O. Box 368
Frankfort, KY 40601

Sports Editor
THE DAILY TIMES
301 S. Green St.
Glasgow, KY 42141
(502) 678-5171

The Harlan Daily Enterprise

Sports Editor
HARLAN DAILY ENTERPRISE
Central Street
Harlan, KY 40831
(606) 573-4510

Sports Editor
GLEANOR-JOURNAL
P.O. Box 4
Henderson, KY 42420
(502) 827-2000

Rick Bentley
KENTUCKY NEW ERA
P.O. Box 729
Hopkinsville, KY 42240
(502) 886-4444

Jim Pickens
THE MESSENGER
P.O. Box 529
Madisonville, KY 42431
(502) 821-6833

Sports Editor
THE MESSENGER
P.O. Box 709
Mayfield, KY 42066
(502) 247-5223

Leo McKay
MAYSVILLE LEDGER-INDEPENDENT
41 West Second St.
Maysville, KY 41056
(606) 564-9091

Sports Editor
DAILY NEWS
P.O. Box 579
Middlesboro, KY 40965
(606) 248-1010

Gene Abell
OWENSBORO MESSENGER-INQUIRER
1401 Frederica St.
Owensboro, KY 42301
(502) 926-0123

Sports Editor
PADUCAH SUN
408 Kentucky Ave.
Paducah, KY 42001
(502) 442-7389

Sports Director
WPSD-TV
100 Television Lane
Paducah, KY 42001
(502) 442-8214

The Richmond Register

Brett Hait
RICHMOND REGISTER
380 Big Hill Ave.
Richmond, KY 40391
(606) 623-1669

Jim Kurk
COMMONWEALTH-JOURNAL
102 North Maple
Somerset, KY 42501
(606) 678-8191

Danny Brandenburg
WINCHESTER SUN
Wall & Cleveland Streets
Winchester, KY 40391
(606) 744-3123

WILDCAT ACTION




















Enjoy
Coca-Cola
Trade-mark
CLASSIC
tradition