1990-91 Wildcats Basketball

# KENTUCKY




Senior
Reggie Hanson

# KENTUCKY BASKETBALL -- EXCITEMENT, PAGEANTRY . . .







## . . . AND TRADITION




*NCAA CHAMPIONS - 1948 1949 1951 1958 1978 SEC CHAMPIONS - 1933 1935 1937 1939 1940 1942 1944 1945 1946 1947 1948 1949 1950 1951 1952 1954 1955 1957 1958 1962 1964 1966 1968 1969 1970 1971 1972 1973 1975 1977 1978 1980 1982 1983 1984 1986*

# CONTENTS


*MEDIA INFORMATION*

Media policies, phone directories ..... 2-3
Cats on the road, Rupp Arena ..... 4-5
Lexington information ..... 6-7
Cats on radio, TV ..... 8-9
NCAA/SEC brackets ..... 10

*OUTLOOK*

Rosters, pronunciation guides ..... 12
Radio/TV chart ..... 13
1990-91 outlook ..... 4-19
Rick Pitino Q and A ..... 20-22

*THE STAFF*

Rick Pitino ..... 24-27
Smith & Sendek ..... 28-29
Donovan & Locke & Oliver ..... 30-31
Support staff ..... 32

*THE PLAYERS*

Brassow & Davis ..... 34-35
Farmer & Martinez ..... 36-37
Feldhaus ..... 38-39
Hanson ..... 40-41
Mashburn & Thomas ..... 42-43
Pelphrey ..... 44-45
Woods ..... 46-47
Toomer ..... 48
Bearup & Ford ..... 49
Braddy & Cooper & Parks ..... 50
Game-by-game statistics ..... 51-54

*THE UNIVERSITY*

This is UK ..... 56-57
President, Athletics Director ..... 58-59
UKAA staffs ..... 60-61
SEC, Alumni Association, 101 ..... 62-63
Academic Center (CATS) ..... 64-65
Facilities, Blue-White Fund ..... 66-67
Lexington ..... 68-69
UK head coaches ..... 70

*1989-90 REVIEW*

Review, awards, honors. ..... 72-75
Statistics, results ..... 76-79
Box scores ..... 80-86
SEC statistics ..... 87-88

*OPPONENTS*

Sports information contacts ..... 90
Alabama ..... 91
Auburn, Cincinnati ..... 92-93
Eastern Kentucky, Florida ..... 94-95
Georgia, Indiana ..... 96-97
Kansas, LSU ..... 98-99
Louisville, Ole Miss ..... 100-101
Mississippi St., N. Carolina ..... 102-103
Notre Dame, Pennsylvania ..... 104-105
Tennessee, UT Chattanooga ..... 106-107
Vanderbilt, Western Kentucky ..... 108-109
UK's record against ..... 110-112
Scores vs. all opponents ..... 113-118

*TRADITION & HISTORY*

Kentucky traditions ..... 120-123
All-time coaches, Adolph Rupp ..... 124-125
1948, 1949 NCAA champions ..... 126-127
1951, 1958 NCAA champions ..... 128-129
1978 NCAA, wire service champions ..... 130-131
Wire service, NIT champions ..... 132-133
Retired jersies, hall of fame ..... 134-135
Who were..., UK on TV ..... 136-137
All-Americans ..... 138-139
UK in NCAA Tournament ..... 140-143
UK in the SEC ..... 144-145
All-time wire rankings ..... 146-149
Awards and honors ..... 150-151
Honors, All-SEC, Alumni Gym ..... 152-153
Memorial Coliseum ..... 154-155
Rupp Arena ..... 156-157
Louisville ..... 158-159
Success, academic & athletic. ..... 160-162
All-time lettermen. ..... 163-165
Cats in the pros. ..... 166
Biggest games ..... 167-169
Other traditions ..... 170-172

*RECORDS*

General records ..... 174-176
Rupp Arena records ..... 177
Scoring & total points ..... 178-179
Rebounding ..... 180
Field Goals ..... 181
Three-point shooting. ..... 182
Free Throws ..... 183
Assists ..... 184
Attendance ..... 185
All-time streaks, OT games. ..... 186
UK in tournaments ..... 187
Year-by-year team stats ..... 188-189
1,000-point scorers ..... 190-196
All-time results ..... 197-206
Primary media outlets ..... 207-208





**1990-91 UNIVERSITY OF KENTUCKY BASKETBALL GUIDE**

The 1990-91 University of Kentucky Wildcats basketball media guide was produced by the University of Kentucky Athletics Association, C. M. Newton, Director.

**CREDITS**

Editor:
Chris Cameron
Managing Editors:
Brooks Downing, Jeff Rogers
Assistant Editors:
Jeff Ashley,Tim Dwyer, Steve Hagwell, Susan Hazzard, John McLemore
Editorial Assistants:
Joyce Baxter, Sandy Boyken, Rena Vicini
Photography:
David Coyle, UK Photographic Services, Elizabeth Waterman, Bill Straus.
Layout and Design:
By Design (Carin Hahn Lovell, Randy Lovell)
Typesetting (Records):
Host Communications
Printing:
Post Printing Company

Additional copies of this publication may be purchased for $7.00 each, which includes postage and handling. Write to:

University of Kentucky
Sports Information Office
Memorial Coliseum
Lexington, KY 40506-0019


**ON THE COVER**

Wildcats senior Reggie Hanson is a bona fide all-star candidate as he leads the Wildcats forward to the 1990-91 season.

# MEDIA INFORMATION

## KENTUCKY QUICK FACTS

### GENERAL INFORMATION

Location: Lexington, Ky., 40506
Founded: 1865
Enrollment: 23,000 (campus)
30,000 (at 14 community colleges)
President: Dr. Charles Wethington
Faculty Representative: Dr. Virginia Atwood
Conference: Southeastern
Nickname: Wildcats
Colors: Blue & White
Arena: Rupp Arena
Capacity: 23,000

### UK ATHLETICS ASSOCIATION

Athletics Director: C. M. Newton
Associate Directors: Gene DeFilippo (External Affairs), Larry Ivy (Internal Affairs)
Assistant Directors: John Bostick (Compliance/Legislative Services), Bob Bradley (Academics), Kathy DeBoer (Non-Revenue Sports)
Ticket Manager: Barbara Donnelly
Sports Information Director: Chris Cameron
Assistants: Rena Vicini, Joey Howard
SID Assistant: Gail Dent
Staff Assistant: Joyce Baxter
Interns: Joni James, Todd Kelly, Jeff Rogers
Student Assistants: Jeff Ashley, Sandy Boyken, Susan Hazzard
SID Telephone Numbers: (606) 257-3838 office, (606) 257-6474 after hours, (606) 258-4310 Fax.

### COACHING STAFF

Head Coach: Rick Pitino (Massachusetts, 1974)
Associate Coach: Orlando "Tubby" Smith (High Point College, 1973)
Assistants: Herb Sendek (Carnegie Mellon, 1985), Billy Donovan (Providence,1987), Bernadette Locke (Georgia, 1981)
Strength Coach: Ray Oliver
Assistant Strength Coach: Dave Ash

## COVERING KENTUCKY

The 1990-91 edition of the University of Kentucky basketball guide has been produced to assist you with your coverage of the Wildcats. Additional information, including press releases, photographs/slides, clips and film footage is available upon request. Please take a moment to review the following pages to familiarize yourself with Kentucky's media policies.

## IMPORTANT DATES

Sunday, October 14
Diet Coke Midnight Madness

Monday, October 15
First day of practice

Thursday, October 25
Diet Coke Blue-White Game — Ashland

Thursday, November 1
Diet Coke Blue-White Game — Barbourville

Friday, November 9
Diet Coke Blue-White Game — Owensboro

Saturday, November 10
Diet Coke Blue-White Game — Paducah

Thursday, November 15
Scrimmage for UK Students, Faculty & Staff Only
Memorial Coliseum

Thursday, November 22
First Rick Pitino Press Luncheon

Saturday, November 24
Season Opener — UK vs. Pennsylvania

## MEDIA POLICIES

**CREDENTIALS** — Credentials for UK home games are issued for working media only and should be requested as early as possible. Requests must be made in writing on company letterhead and are honored only from sports editors of daily newspapers and sports directors of radio and television stations.

The University of Kentucky follows the guidelines set forth by the NCAA and the Southeastern Conference in governing the issuance of credentials. Season credentials will only be granted to daily newspapers and television/radio stations that cover UK basketball on a regular basis. Otherwise, television/radio stations and weekly newspapers will be granted credentials on a single-game, space-available basis.

Requests for season credentials should arrive by November 1. Requests for single-game credentials should arrive no later than one week in advance of the game. All requests for credentials should be made to:

Rena Vicini, Assistant Sports Information Director
University of Kentucky Athletics
Memorial Coliseum
Lexington, KY 40506-0019

**MEDIA PARKING** — Media parking at Rupp Arena is available on a limited basis. Requests for parking should be made when submitting press and/or photo credentials. The media parking area is located across Patterson Street from the Rupp Arena press entrance.

**MEDIA ROOM** — The media room is located in the Rupp Arena dressing room corridor, behind the visitor's bench (see illustration). Working facilities, with necessary outlets and a limited number of telephones, are available. A pre-game snack will be served. Drinks will be available at halftime and after the game.

**MEDIA SERVICES** — The University of Kentucky uses the sophisticated "Final III" computer statistics system, which was used during the last six NCAA Final Fours. Working media will be provided the following:

-Game program and notes
-Shot charts
-Complete play-by-play
-Halftime statistics
-Coach and player quotes
-Complete final statistics

# MEDIA INFORMATION

**MEDIA WILL CALL** — Located at the Patterson Street entrance to Rupp Arena. Credentials are not available at the public Will Call window on the High Street concourse level. A limited number of parking passes is available and should be requested at the time of requesting credentials.

**PHOTOGRAPHERS** — The photo zones are appropriately marked on the Rupp Arena floor. Because of space demands, shooting on the press row sideline is permitted at Rupp Arena with the game officials determining the boundaries.

**RADIO/TV RIGHTS** — Broadcasting rights to UK games are assigned exclusively to Host Communications, Inc. in Lexington. One reciprocal rights fee waiver is guaranteed opponent schools visiting Lexington.

**SEC SERVICES** — Coach Pitino, along with the other nine conference coaches, will participate in the Southeastern Conference's teleconference call. The calls are conducted once a week during the beginning of the season and twice a week during the conference portion of the schedule. For a conference call schedule and phone number, contact the sports information office.

The conference also operates a 24-hour computer bulletin board with updated statistics and notes on all 10 teams. For further information on these services, contact the SEC communications office at (205) 985-3690.

**TELEPHONES** — A limited number of telephones is available in the Rupp Arena media room. Newspapers and radio stations desiring their own private lines, to be installed either on press row or in the media room, should contact GTE at (606) 223-9422.

**INTERVIEW POLICIES — GENERAL** — All interviews with University of Kentucky basketball players or coaches must be arranged through the sports information office.

The Wildcat Lodge living quarters is a private team area. Absolutely no media members are permitted in this area at any time.

**COVERING PRACTICE** — Practice sessions are closed, with the exception of one day prior to games. Player interviews may be conducted during a 30-minute period before those practices one day before games. Contact the UK sports information office for a complete schedule.

**POSTGAME INTERVIEWS** — Following each game, there will be a 25-minute cooling-off period, during which time the players will shower and dress. Approximately 10 minutes after the game ends, Coach Pitino will conduct his postgame press conference. A player will also be taken to the UK Radio Network. Following Coach Pitino's press conference and the cooling-off period, the UK lockerroom will be open for 15 minutes.

**WEEKLY MEDIA LUNCHEON** — Coach Pitino will play host to a weekly news conference/luncheon at the Wildcat Lodge. The exact schedule will be available at the sports information office. Media representatives wishing to join the conference by telephone may do so. For teleconference information, contact the sports information office.

**RADIO CALL-IN SHOWS** — No players will be allowed to participate in radio call-in shows. Coach Pitino may not participate in any radio shows other than those specified in his contract.

**TELEPHONE PLAYER INTERVIEWS** — Request telephone interviews at least one day in advance through the sports information office. Telephone requests will be returned only during the 30-minute block of time before the practices the day before games.

## *QUICK FACTS . . . (CONTINUED)*

**Equipment Manager: Bill Keightley**
**Trainer: Walt McCombs**
**Administrative Assistant: Marta McMackin**
**Receptionist: Suzetta Yates**
**Basketball Phone Number: (606) 257-1916**

### TEAM INFORMATION

**1989-90 Record: 14-14**
**SEC Record: 10-8, Tied for Fourth**
**Scholarship Lettermen Returning: 7 (Jeff Brassow, Johnathon Davis, Richie Farmer, Deron Feldhaus, Reggie Hanson, John Pelphrey, Sean Woods)**
**Scholarship Lettermen Lost: 1 (Derrick Miller)**
**Starters Returning: 4 (Hanson, Feldhaus, Pelphrey, Woods)**
**Starters Lost: 1 (Miller)**

**Rupp Arena Diagram**

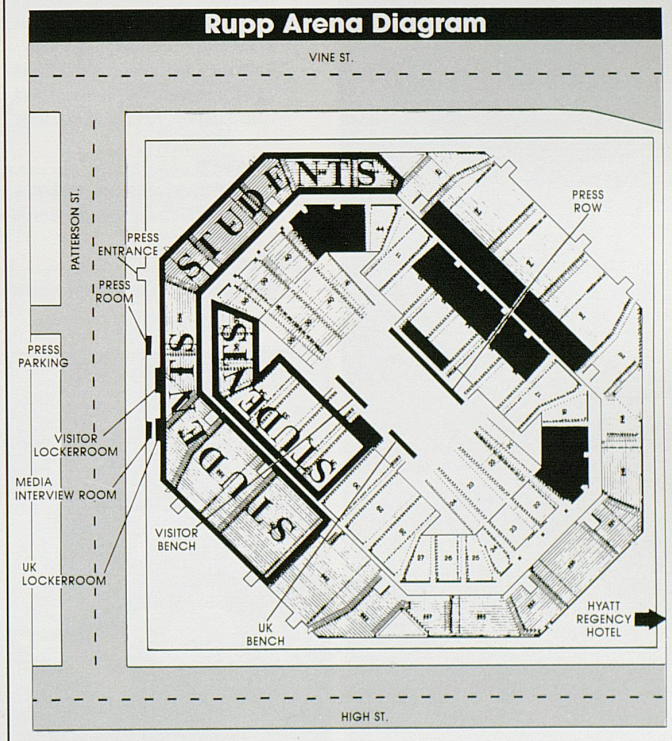

# LEXINGTON DIRECTORY

## HOTELS/MOTELS

Best Western Lexington
925 Newtown Pike ..... 606-252-6656

Bryan Station Inn
273 New Circle Rd NE ..... 606-299-4162

Campbell House Inn
1375 Harrodsburg Rd ..... 606-255-4281

Continental Inn
801 New Circle Rd ..... 606-299-5281

Days Inn
1675 N. Broadway ..... 606-293-1421

Econo Lodge
5527 Athens-Boonesboro ..... 606-263-5101

Eldorado
3440 Versailles Rd ..... 606-255-9451

French Quarter Suites
Richmond Road ..... 606-268-0060

Greenleaf Inn
2280 Nicholasville Rd ..... 606-277-1191

Hilton Inn
1938 Stanton Way ..... 606-259-1311

Hilton Suites
3195 Nicholasville Rd ..... 606-271-4000

Holiday Inn North
1950 Newtown Pike ..... 606-233-0512

Holiday Inn South
5532 Athens-Boonesboro Rd ..... 606-263-5241

Howard Johnson
1987 N. Broadway ..... 606-299-1202

Hyatt Regency Lexington
400 W. Vine ..... 606-253-1234

Kentucky Inn
525 Waller Avenue ..... 606-254-1177

LaQuinta Motor Inn
1919 Stanton Way ..... 606-231-7551

Marriott's Griffin Gate
1800 Newtown Pike ..... 606-231-5100

Park Inn International
925 Newtown Pike ..... 606-252-6656

Radisson Plaza
Vine Center ..... 606-231-9000

Ramada Inn East
826 New Circle Rd. NE ..... 606-252-2262

Red Roof Inns
2651 Wilhite Drive ..... 606-277-9400

Shoney's Inn
2753 Richmond Rd ..... 606-269-4999

Springs Inn
2020 Harrodsburg Rd ..... 606-277-5751

## LIMOUSINE SERVICE

Happy's Limo Service
1167 Commercial Drive ..... 606-252-1541

Paragon Limousine Service
1018 New Circle Road ..... 606-233-1881

## TAXI SERVICE

Airport Transportation Service
Bluegrass Field ..... 606-252-2441

Holiday Cab
708 W. 3rd ..... 606-231-8294

Lexington Yellow Cab
708 W. 3rd ..... 606-231-8294

United Transportation
708 W. 3rd ..... 606-231-8294

Wildcat Cab
708 W. 3rd ..... 606-231-8294

## AIRLINES

American Airlines ..... 606-273-6200
Comair Airlines ..... 606-231-7571
Delta Air Lines ..... 606-252-4411
Piedmont Airlines ..... 606-254-7351
Trans World Airlines ..... 606-278-9221
USAir ..... 606-255-8511
United Express ..... 606-253-3800

# LEXINGTON PROFILE

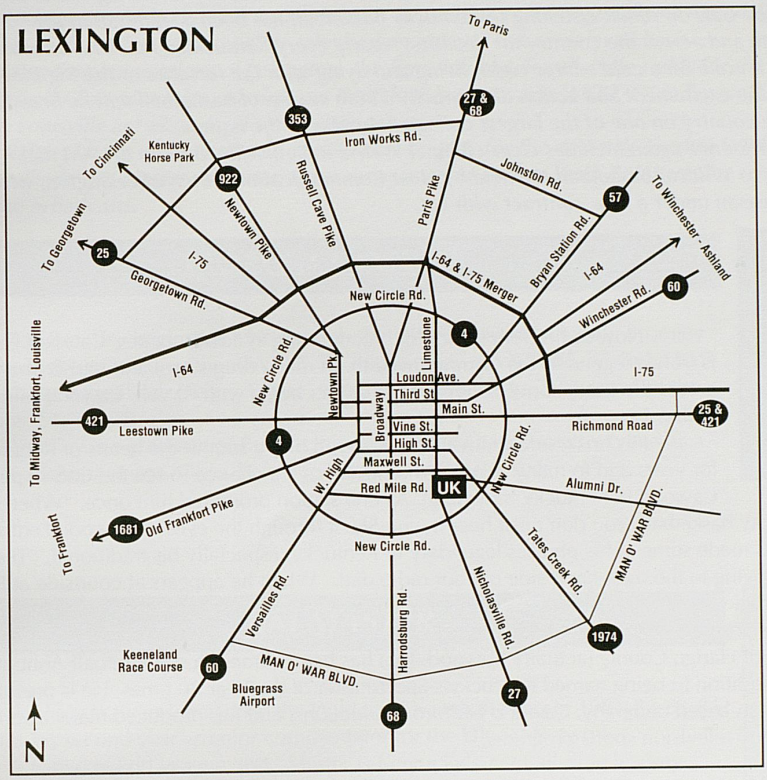


## LEXINGTON STATISTICAL PROFILE

Area:
280 square miles
Climate:
55.1 degrees
annual mean temperature
Parks:
76 neigborhood and community parks including five golf courses of 18 holes or more, totaling 3,000 acres.
Media: One daily newspaper; Three commercial, two independent, and one public television station; cable television; over 10 radio stations.
Hotels: Over 5,000 rooms in 40-plus facilities.
Highways: Located at intersection of I-75 and I-64, also served by U.S. highways 25, 27, 60, 68, 421, and Bluegrass Parkway.
Airport: Blue Grass Field served by Delta, ComAir, Piedmont, US Air, Air Wisconsin, United Express, American Eagle, and TWA.
Railroads:
Southern and CSX

## DISTANCE TABLE

Lexington to:

| | |
|---|---|
| Frankfort, Ky. | 26 miles |
| Louisville, Ky. | 71 miles |
| Cincinnati, Ohio | 82 miles |
| Huntington, W.V. | 122 miles |
| Bowling Green, Ky. | 155 miles |
| Indianapolis, Ind. | 167 miles |
| Knoxville, Tenn. | 174 miles |
| Charleston, W.V. | 176 miles |
| Columbus, Ohio | 191 miles |
| Evansville, Ind. | 196 miles |
| Nashville, Tenn. | 221 miles |
| Owensboro, Ky. | 236 miles |
| St. Louis, Mo. | 334 miles |
| Atlanta, Ga.. | 360 miles |
| Chicago, Ill. | 363 miles |

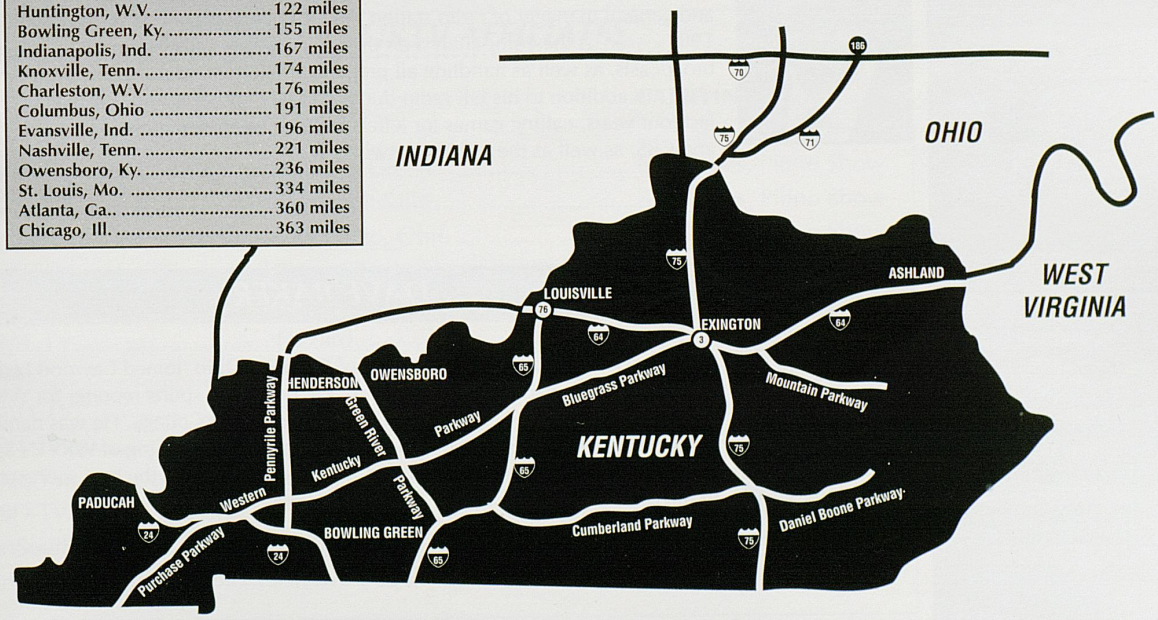

## 1990-91 UK BASKETBALL RADIO NETWORK

| STATION | MARKET |
|---|---|
| WANY-AM | Albany |
| WCMI-AM/FM | Ashland |
| WYWY-FM | Barbourville |
| WOKH-FM | Bardstown |
| WCBL-AM/FM | Benton |
| WBGN-AM | Bowling Green |
| WMMG-AM/FM | Brandenburg |
| WCKQ-FM | Campbellsville |
| WKYA-AM | Central City |
| WSAI-AM | Cincinnati, Ohio |
| WAIN-AM/FM | Columbia |
| WCTT-AM/FM | Corbin |
| WCPM-AM | Cumberland |
| WCYN-AM/FM | Cynthiana |
| WHIR-AM | Danville |
| WMGE-FM | Danville |
| WQXE-FM | Elizabethtown |
| WKXF-AM/FM | Eminence |
| WIOK-FM | Falmouth |
| WASE-FM | Ft. Knox |
| WFKY-AM | Frankfort |
| WFKN-AM | Franklin |
| WKZT-AM | Fulton |
| WOVO-FM | Glasgow |
| WUGO-FM | Grayson |
| WLGC-AM/FM | Greenup |
| WHIC-AM/FM | Hardinsburg |
| WFSR-AM | Harlan |
| WTUK-FM | Harlan |
| WHBN-AM/FM | Harrodsburg |
| WLLS-AM/FM | Hartford |
| WKCM-AM | Hawesville |
| WSGS-FM | Hazard |
| WSON-AM | Henderson/ Evansville, Ind. |
| WKCB-AM/FM | Hindman |
| WHOP-AM/FM | Hopkinsville |
| WEKG-AM | Jackson |

# THE WILDCATS ON RADIO

*A Kentucky basketball tradition through the years has been the ability of the legions of Big Blue fans to catch the Cats on radio. Listening to Kentucky basketball has been a tradition in the Commonwealth and across the country for decades. Nearly every Kentuckian has fond memories of sitting around a radio on a cold winter night, living and dying with the fortunes of the Big Blue.*

*As usual, the excitement and action of Kentucky's 88th season of basketball will be broadcast to fans across the country on one of the largest college networks in the nation.*

*The network once again includes clear-channel WHAS in Louisville, 840 on the AM dial.*

*The rights to Wildcat basketball are held by Host Communications, Inc., of Lexington, which is in its second season under a new contract with UK.*



## CAWOOD LEDFORD

Now in his 38th season of broadcasting Wildcats games, Cawood Ledford is truly a legend in the Commonwealth. In many drug stores and barber shops across the state, conversations in the winter begin with, "Well, Cawood said last night..."

His brisk, informative style has won him a spot in the hearts of Kentuckians for years and to many people who never have a chance to see the Cats in person, Cawood IS Kentucky basketball. As one station promoted him once, "When you listen to Kentucky basketball, you don't just hear it, you SEE it through the eyes of Cawood Ledford."

Ledford has made some of his phrases legendary in Kentucky, especially his traditional, "The Wildcats are moving to the right-hand side of your radio dial." When he appears at courtside at Rupp Arena, the Kentucky band salutes him in unison with a loud, "Hello, Cawood!" That's the kind of respect Kentuckians have for "their" announcer.

The native of Harlan County (actually Cawood, Ky.) has been named Best Basketball Announcer in the Nation, in addition to being named Kentucky's Sportscaster of the Year 20 times. He is president of his own Lexington-based company, Cawood Ledford Productions, and has produced many award-winning radio and television sports programs.



## RALPH HACKER

Ledford's sidekick on Wildcats broadcasts is Ralph Hacker, president and general manager of radio station WVLK in Lexington. Hacker is now in his 19th season as the color analyst on the UK Network, offering his knowledge to the broadcasts, as well as handling all pregame, halftime and postgame programs.

In addition to his UK radio duties, Hacker has ventured into television in the last four years, calling games for Jefferson-Pilot Teleproductions, ESPN, the NCAA and CBS, as well as the UK TV Network.



## DAVE BAKER

Dave "Buzz" Baker, a native of Franklin, Ohio, joined Cawood Ledford on some radio broadcasts last season. Baker became a sports reporter for WKYT-TV in 1982, shortly after his graduation from Georgetown College. He was named weekend anchor in 1984 and was instrumental in the founding of WKYT's Sports Spectrum show on Saturday nights, which has been named the best sports program in the state of Kentucky by the Associated Press.

# THE WILDCATS ON TELEVISION

*The University of Kentucky will once again be featured on one of the largest collegiate television networks in the country. This year, in addition to 17 regionally or nationally televised games, several other games will be televised on either a live or delayed basis.*

*Host Communications of Lexington, the firm that handles all radio rights for the NCAA Basketball Championships, administers the television network. WKYT-TV in Lexington and WAVE-TV in Louisville act as co-producers of the telecasts.*

*Ralph Hacker will once again handle play-by-play for the network. Former Wildcat letterwinner Jim Master will once again serve as color analyst, with Rob Bromley serving as host for the broadcasts.*

## ROB BROMLEY



Rob Bromley begins his 11th year on the UK Television Network. Bromley has been the sports director at WKYT-TV in Lexington since 1980, when he took over those duties from Denny Trease, who now serves as the TV "voice" of the Kansas City Royals.

Bromley is a graduate of Butler University in Indianapolis and worked as a sports anchor in Lima, Ohio, before joining the WKYT-TV staff in 1977.

## JIM MASTER



Jim Master, who lettered for the Wildcats basketball team in 1981-82-83-84, begins his second year as color commentator for the UK TV Network.

A native of Fort Wayne, Ind., Master is Kentucky's 23rd all-time leading scorer, having scored 1,283 points during his career. He averaged 9.6 points per game his senior year, in which Kentucky advanced to the NCAA Final Four in Seattle. He is second on the Kentucky all-time career free throw percentage list at 84.9%.

Master is in the banking business in Lexington.

## 1990-91 UKTV AFFILIATES

| STATION | MARKET | CARRYING |
|---|---|---|
| WBKO-TV | Bowling Green | BB Games, Pitino Show |
| WGRB-TV | Campbellsville | BB Games, Pitino Show |
| WIII-TV | Cincinnati, Ohio | BB Games, Pitino Show |
| WTVW-TV | Evansville, Ind. | BB Games, Pitino Show |
| W-18AN | Harrogate/Middlesboro | BB Games, Pitino Show |
| WYMT-TV | Hazard | BB Games, Pitino Show |
| TV-43 | Hopkinsville | BB Games, Pitino Show |
| WVAH-TV | Huntington, W.Va. | BB Games, Pitino Show |
| WKYT-TV | Lexington | BB Games, Pitino Show |
| WAVE-TV | Louisville | BB Games, Pitino Show |
| WPSD-TV | Paducah | BB Games, Pitino Show |
| SportSouth | Cable | Pitino Show |
| SportsChannel | Midwest cable | BB Games, Pitino Show |



*. . .contined RADIO NETWORK*

| STATION | MARKET |
|---|---|
| WJSN-FM | Jackson |
| WJRS-FM | Jamestown |
| WRNZ-FM | Lancaster |
| WLSK-FM | Lebanon/ Springfield |
| WKHG-AM | Leitchfield |
| WVLK-AM/FM | Lexington |
| WFTG-AM | London |
| WWEL-FM | London |
| WHAS-AM | Louisville |
| WAVG-AM | Louisville |
| WKTG-FM | Madisonville |
| WWXL-AM/FM | Manchester |
| WNGO-AM | Mayfield |
| WXID-FM | Mayfield |
| WFTM-AM/FM | Maysville |
| WMIK-AM/FM | Middlesboro |
| WKYM-FM | Monticello |
| WMOR-AM/FM | Morehead |
| WMSK-AM/FM | Morganfield |
| WMST-AM/FM | Mt. Sterling |
| WNBS-AM | Murray |
| WOMI-AM | Owensboro |
| WKCA-FM | Owingsville |
| WPAD-AM | Paducah |
| WSIP-AM/FM | Paintsville |
| WPKE-AM | Pikeville |
| WDHR-FM | Pikeville |
| WDOC-AM | Prestonsburg |
| WQHY-FM | Prestonsburg |
| WPKY-AM/FM | Princeton |
| WHRZ-FM | Providence |
| WMCQ-FM | Richmond |
| WRLV-AM/FM | Salyersville |
| WSFC-AM | Somerset |
| WSEK-FM | Somerset |
| WSKV-FM | Stanton |
| WTCW-AM | Whitesburg |
| WXKQ-FM | Whitesburg |
| WYMC-FM | Wickliffe |
| WEZJ-AM | Williamsburg |
| WDXC-FM | Pound, Va. |

# NCAA/SEC TOURNAMENT BRACKETS

## 1991 NCAA TOURNAMENT

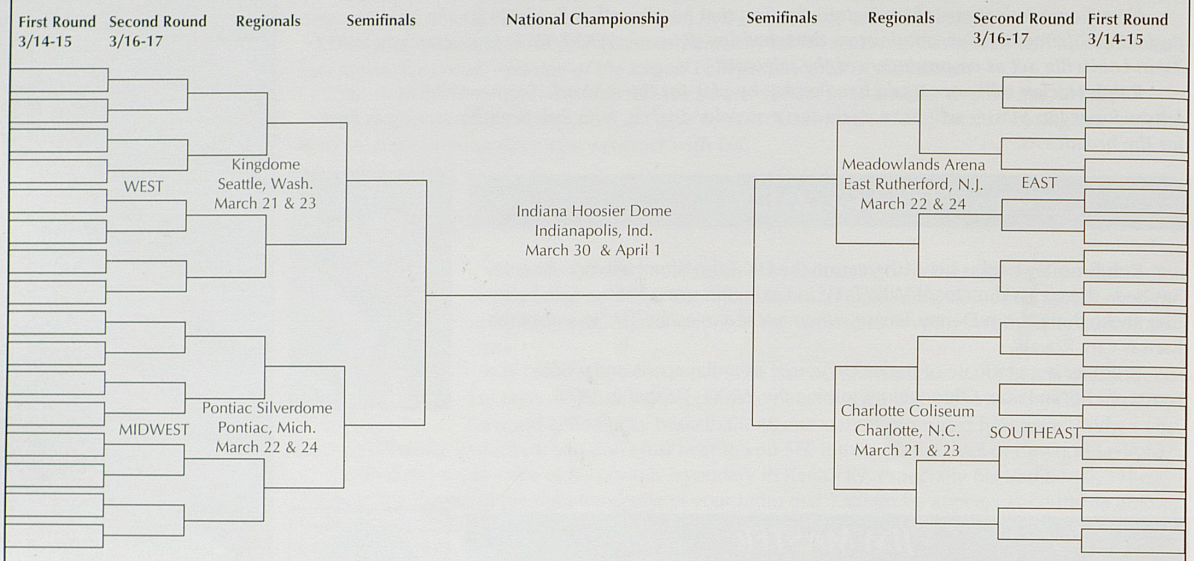


***1991 NCAA First and Second Rounds will be played at the following sites:***

East: Cole Fieldhouse, College Park, Md., March 14 & 15; Carrier Dome, Syracuse, N.Y., March 15 & 17
Southeast: Freedom Hall, Louisville, Ky., March 14 & 16; The Omni, Atlanta, Ga., March 15 & 17
Midwest: Hubert H. Humphrey Metrodome, Minneapolis, Minn., March 14 & 16; Univ. of Dayton Arena, Dayton, Oh., March 15 & 17
West: Jon M. Huntsman Center, Salt Lake City, Ut., March 14 & 16; McKale Center, Tuscon, Ariz., March 15 & 17

## 1991 SEC TOURNAMENT - - Nashville, Tenn.

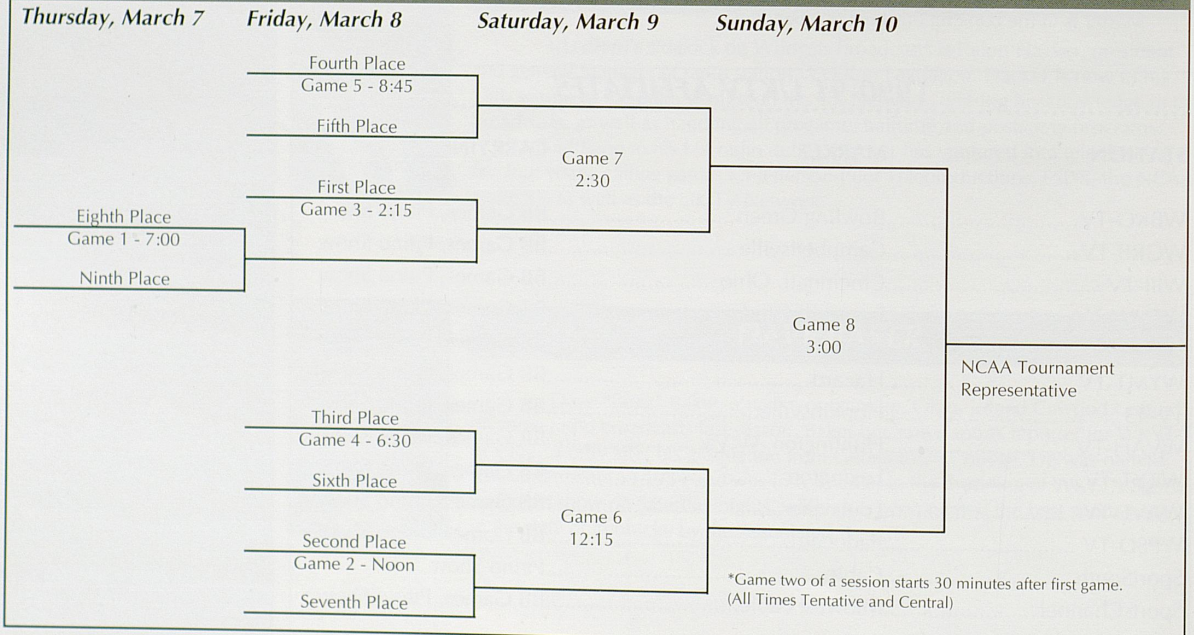


*Game two of a session starts 30 minutes after first game.
(All Times Tentative and Central)

# 1990-91 OUTLOOK



JOHN
PELPHREY

# ROSTERS

## ALPHABETICAL ROSTER

| No. | Name | Pos. | Ht. | Wt. | Cl. | Hometown (High School) |
|---|---|---|---|---|---|---|
| 13 | *@Todd Bearup | G/F | 6-5 | 210 | So. | London, Ky. (Laurel County) |
| 23 | *Nehemiah Braddy | G | 6-3 | 190 | So. | Jacksonville, Fla. (Middleburg) |
| 14 | Jeff Brassow | G | 6-5 | 193 | So. | Houston, Texas (Alief Elsik) |
| 20 | *Tony Cooper | G | 5-9 | 150 | So. | Savannah, Ga. (Windsor Forest) |
| 33 | Johnathon Davis | F | 6-8 | 200 | Sr. | Pensacola, Fla. (Pine Forest) |
| 32 | Richie Farmer | G | 6-0 | 173 | Jr. | Manchester, Ky. (Clay County) |
| 12 | Deron Feldhaus | F | 6-7 | 211 | Jr. | Maysville, Ky. (Mason County) |
| 35 | Reggie Hanson | F/C | 6-8 | 195 | Sr. | Somerset, Ky. (Pulaski County) |
| 44 | Gimel Martinez | C | 6-8 | 206 | Fr. | Miami, Fla. (Miami) |
| 24 | Jamal Mashburn | F | 6-9 | 244 | Fr. | New York, N.Y. (Cardinal Hayes) |
| 30 | *Michael Parks | G | 6-3 | 180 | Sr. | Irvington, Ky. (Breckinridge Co.) |
| 34 | John Pelphrey | G/F | 6-7 | 197 | Jr. | Paintsville, Ky. (Paintsville) |
| 21 | Henry Thomas | G | 6-5 | 170 | Fr. | Clarksville, Tenn. (Clarksville) |
| 42 | Carlos Toomer | G | 6-4 | 197 | Fr. | Corinth, Miss. (Corinth) |
| 11 | Sean Woods | G | 6-3 | 183 | Jr. | Indianapolis, Ind. (Cathedral) |

*Walk-ons
@Will be eligible in January

## NUMERICAL ROSTER

| No. | Name | Pos. | Ht. | Wt. | Cl. | Hometown (High School) |
|---|---|---|---|---|---|---|
| 11 | Sean Woods | G | 6-3 | 183 | Jr. | Indianapolis, Ind. (Cathedral) |
| 12 | Deron Feldhaus | F | 6-7 | 211 | Jr. | Maysville, Ky. (Mason County) |
| 13 | *@Todd Bearup | G/F | 6-5 | 210 | So. | London, Ky. (Laurel County) |
| 14 | Jeff Brassow | G | 6-5 | 193 | So. | Houston, Texas (Alief Elsik) |
| 20 | *Tony Cooper | G | 5-9 | 150 | So. | Savannah, Ga. (Windsor Forest) |
| 21 | Henry Thomas | G | 6-5 | 170 | Fr. | Clarksville, Tenn. (Clarksville) |
| 23 | *Nehemiah Braddy | G | 6-3 | 190 | So. | Jacksonville, FLa. (Middleburg) |
| 24 | Jamal Mashburn | F | 6-9 | 244 | Fr. | New York, N.Y. (Cardinal Hayes) |
| 30 | *Michael Parks | G | 6-3 | 180 | Sr. | Irvington, Ky. (Breckinridge Co.) |
| 32 | Richie Farmer | G | 6-0 | 173 | Jr. | Manchester, Ky. (Clay County) |
| 33 | Johnathon Davis | F | 6-8 | 200 | Sr. | Pensacola, Fla. (Pine Forest) |
| 34 | John Pelphrey | G/F | 6-7 | 197 | Jr. | Paintsville, Ky. (Paintsville) |
| 35 | Reggie Hanson | F | 6-8 | 195 | Sr. | Somerset, Ky. (Pulaski County) |
| 42 | Carlos Toomer | G | 6-4 | 197 | Fr. | Corinth, Miss. (Corinth) |
| 44 | Gimel Martinez | C | 6-8 | 206 | Fr. | Miami, Fla. (Miami) |

*Walk-ons
@Will be eligible in January

## PRONUNCIATION GUIDE

Todd Bearup (BEAR-upp)
Nehemiah Braddy (BRADD-ee)
Jeff Brassow (BRASS-oe)
Deron (DARE-uhn) Feldhaus (FELD-house)
Gimel (Ji-MELL) Martinez (Mar-TEE-nez)
Jamal (Ja-MALL) Mashburn
Herb Sendek (SEN-deck)

# RADIO/TV CHART



11
GUARD
SEAN WOODS
6-3, 183, Jr.
Indianapolis, Ind.



12
FORWARD
DERON FELDHAUS
6-7, 211, Jr.
Maysville, Ky.



13
GUARD
TODD BEARUP
6-5, 210, So.
London, Ky.



14
GUARD
JEFF BRASSOW
6-5, 193, So.
Houston, Tx.



20
GUARD
TONY COOPER
5-9, 150, So.
Savannah, Ga.



21
GUARD
HENRY THOMAS
6-5, 170, Fr.
Clarksville, Tenn.



23
GUARD
JUNIOR BRADDY
6-3, 190, So.
Jacksonville, Fla.



24
FORWARD
JAMAL MASHBURN
6-9, 244, Fr.
New York, N.Y.



30
GUARD
MICHAEL PARKS
6-3, 180, Sr.
Irvington, Ky.



32
GUARD
RICHIE FARMER
6-0, 173, Jr.
Manchester, Ky.



33
FORWARD
JOHNATHON DAVIS
6-8, 200, Sr.
Pensacola, Fla.



34
FORWARD
JOHN PELPHREY
6-7, 197, Jr.
Paintsville, Ky.



35
FORWARD
REGGIE HANSON
6-8, 195, Sr.
Somerset, Ky.



42
GUARD
CARLOS TOOMER
6-4, 197, Fr.
Corinth, Miss.



44
CENTER
GIMEL MARTINEZ
6-8, 206, Fr.
Miami, Fla.

# Tell Rick Pitino the cupboard is bare... and he'll tell you to look again.

Such was the case a year ago, when doomsdayers and optimists alike were predicting a long season for the Kentucky Wildcats basketball team. During his first year as the UK coach, Pitino was faced with a roster that featured only eight scholarship players, none taller than 6-7. By the time Pitino arrived from New York to take over in Lexington, probation had taken its toll on Kentucky's roster, reputation and morale. The program was a mess. Or was it?

Preaching his gospel of optimism, hard work and enthusiasm, Pitino led the 1989-90 Wildcats to a respectable and surprising 14-14 record, and a 10-8 Southeastern Conference finish that was good enough for a tie for fourth place. Kentucky was a perfect 9-0 in SEC games in Rupp Arena, highlighted by a thrilling 100-95 win over LSU before 24,301, the largest crowd ever at Rupp Arena.

The Wildcats didn't do it with mirrors. They did it with preparation, determination and pure hustle. They did it with three-point shooting — seven NCAA records were broken. They did it with defense — the team set a new record for steals in a season. And they did it with the help of their fans — six of the top 13 crowds in Rupp Arena history saw the Cats play last season.

"We were hoping to build a positive attitude, to establish our style of play, and to convert our fans back to the positive track," Pitino says. "I think we accomplished all of those."

For a .500 year, it was a season of unparalleled excitement in Kentucky, ironic for a program whose fans have been described as the most demanding in sport. "Fun" replaced "win" as the Bluegrass basketball buzz word. Pitino wants both this coming season.

"I have set four goals for this coming season," Pitino says. "One is to win 16 games, which may not seem like a lot, but we play one of the toughest schedules in the nation. The second is to average 95 points a game. This is probably unrealistic, but I want to keep striving to score that many points with the type

### BIRTH OF THE BOMBINOS

**Pitino's first Kentucky team was nicknamed "Pitino's Bombinos," in reference to their youth and their three-point shooting. The Cats earned the nickname after bombing Tennessee Tech, 111-75. Lexington Herald-Leader columnist John McGill wrote, "Pitino's Bambinos? No, call them Pitino's BOM-binos."**

### NAME THAT TUNE

**The song played during Kentucky's starting lineups is the musical prelude to "Eye in the Sky" by the Alan Parsons Project. It is the same music used for starting lineups at Chicago Bulls games.**

## PITINO ON...



Jeff Brasso

**"Jeff is a young man who played a lot as a freshman and did an admirable job for someone of his size. He is going to have to improve his shooting his ball handling and his passing. He certainly has the potential to do that, and we look forward to him continuing to grow as a player. He is a hard-working young man, someone who will give 100% every practice and every game."**



Johnathon Davis

**"Johnathon Davis is a quality young man who is very good in the classroom and exemplifies what we want Kentucky basketball people to stand for off the court."**

# TL O O K



Richie Farmer

"Richie had a good season his first year in our system, and he is going to have to work very, very hard to get some more minutes this season. If he is willing to compete, he should have an outstanding junior year."



Deron Feldhaus

"Deron probably made as much improvement as any player on the basketball team last year, and has worked very, very hard over the summer. He has gotten a lot stronger, he's increased his vertical jump, and he's shooting the ball a lot better. I really expect him to take much more of a leadership role."

of schedule we have, to prepare for the future. Third, I want to recruit three of the top 50 players in America, and fourth, I would like to finish in the top four in the SEC."

Pitino's returning letterwinners form a solid, youthful nucleus for the 1990-91 squad. Only leading scorer Derrick Miller departs from last year's roster. The 6-5 shooting guard averaged 19.1 points per game and finished an up-and-down UK career on a high note with 1,156 career points, placing him 27th on the UK all-time scoring list. The bombingest of "Pitino's Bombinos," Miller took 289 of UK's 810 three-point attempts, over one-third. He finished in the top 10 nationally in three-pointers made per game, averaging 3.5.

Senior Reggie Hanson, last year's team MVP, should see much more time at his natural position — power forward — after being forced to play center due to a lack of roster height and depth. Hanson is UK's leading returning scorer (16.4) and rebounder (7.1) and was a second-team All-SEC selection last year.

Forward Deron Feldhaus and swingman John Pelphrey enter their junior seasons with bona fide starting lineup potential. After shedding weight from a bulky preseason frame, Feldhaus had an outstanding sophomore campaign, finishing second on the team in rebounding (6.7) and third in scoring (14.4). Pelphrey, one of Kentucky's best all-around players, finished fourth on the team in scoring (13.0), third in rebounding (5.3), second in blocks (21), tied for first in steals (61) and second in assists (76). He finished in the SEC's top five in steals, averaging 2.2 per game.

"Hanson, Feldhaus and Pelphrey have worked about as hard as you want your athletes to work in the summertime," Pitino says. "I expect all three of them to have a big year."

Johnathon Davis, a junior in eligibility but a senior academically, also brings experience to Kentucky's front line.

Juniors Sean Woods and Richie Farmer and sophomore Jeff Brassow bring backcourt savvy to the floor. Woods, Kentucky's front-runner for starting point guard honors, finished first in the SEC in assists, averaging 5.9 per game. Farmer, another player who shed more than a few pounds during strength coach "Rock" Oliver's preseason conditioning program, is an outstanding outside shooter. And

*continued on page 16*

### FAN-TASTIC

**UK ranks fourth nationally in the sale of souvenirs. Last year UK grossed $492,000 in royalties from officially licensed products such as T-shirts, sweatshirts, hats, umbrellas, playing cards, jackets, key chains and cups.**

### TRUE BLUE

**As Wildcat fans prepare for Kentucky's 15th season in Rupp Arena, they will notice a new look. The Rupp Arena playing floor has been reconditioned and repainted, with a new shade of blue. The new, official "Kentucky blue" paint replaces the lighter shade of blue that had been used.**

Brassow had a promising freshman campaign, averaging 6.8 points, 3.5 rebounds and 17.3 minutes played per game.

With only three scholarships available because of UK's NCAA sanctions, Pitino recruited at three different positions. Jamal Mashburn, a 6-8 forward from Cardinal Hayes High School in The Bronx, N.Y., is the most highly-touted of the three. Mashburn averaged 26.3 points, 10.5 rebounds and 4.3 assists per game this past year for Cardinal Hayes, leading his team to the Catholic High School championship, its first title in 46 years. He was named Player of the Year by Newsday and was first-team All-New York by both the New York Daily News and the New York Post.

Gimel Martinez, a 6-9 center from perennial power Miami Senior High School, joins Mashburn on the front line and gives Kentucky the center it has been missing for several years. Martinez averaged 24.2 points, 12.1 rebounds, four blocked shots and three assists per game his senior year, leading Miami to a 33-3 record and its second consecutive Florida 4A state title. Carlos Toomer, a 6-4 guard from Corinth (Miss.) High School, is Kentucky's third scholarship signee. Toomer averaged 13.2 points, 6.6 rebounds, 3.3 assists and 1.8 steals per game this past season, leading his team to a 36-3 record and its second consecutive state championship.

Henry Thomas, a 6-4 freshman guard, makes his debut on the Kentucky roster after being redshirted for a year after knee surgery. Thomas averaged 21 points, 7 rebounds and 3 assists per game his senior season at Clarksville (Tenn.) High School. Thomas was recruited by UK Athletics Director C.M. Newton when he was the head coach at Vanderbilt. Pitino, who hasn't seen Thomas play, doesn't know quite what to expect from the freshman, but is optimistic based on the assessments of other players on the team. Thomas might play off-guard or small forward.

"We will have more people this year, so that is certainly a big bonus from last season, "Pitino says. "Last year, we didn't have enough bodies for substitutions. This year we

### IT'S A LOCKE

Pitino made history in the off-season by hiring the first female assistant coach ever at a Division I basketball program. Bernadette Locke, former assistant coach for the University of Georgia Lady Bulldogs, will be on the UK sideline this fall. Along with her day-to-day coaching duties, Locke's special assignment will be meeting with Kentucky business leaders on a regular basis to assist UK players in career placement after graduation.

### THE PROBATION ENDS

When do UK's sanctions from the 1989 NCAA probation end?

*UK's one-year ban from live television is over. The Wildcats will reappear on the tube this season.

*UK's scholarship cap is also over. Kentucky was limited to three new scholarships per year for two seasons, but will be back to the normal NCAA limits this season.

*The Wildcats may not appear in the 1991 SEC or NCAA Tournaments. In 1992, however, Kentucky will be eligible to compete in both.

## PITINO ON



Reggie Hanson

"Reggie is the catalyst that makes the team go. He's mentally and physically tough. He's going to move to power forward, which I know he'll like a lot better than playing center. I expect him to improve at all phases of the game. We expect Reggie to have as good a year as any Kentucky senior has had in a long time. We look for big things from Reggie Hanson."



Gimel Martinez

"Gimel is someone who, at 6-9, gives us size that we didn't have last season. It's tough for a freshman to break into the starting lineup, but he has that opportunity here. He has been very well-coached in high school, he's fundamentally very sound. I think because of the fundamentals he possesses he will be able to start as a freshman."

# L O O K



**Jamal Mashburn**

"Jamal was on everyone's list of the top five or ten players in the country at the end of the year. He is very, very talented. He is going to have to learn the difference of intensity levels going from high school to college, and I think he is going to need a little time. But the sky is the limit as far as how high Jamal can go. We expect him to have a great career at Kentucky, and certainly he'll play a lot as a freshman."



**John Pelphrey**

"John is someone who shows great leadership qualities. He's someone who passes, shoots, and really is a true basketball player who knows how to play the game. He knows how to cut, pass, shoot and has all the assets that make a complete basketball player. He's also gotten a lot stronger over the summer. We expect a big year from John."

will, and that's a welcomed change."

In phase two of Pitino's three-year turnaround plan for UK basketball, the coach hopes to provide trial by fire for his young group, in preparation for 1991-92 — the season UK will be eligible once again to compete in the NCAA Tournament.

"We can't be concerned with our record this year," he says. "We've got to get experience for our new people, especially Martinez and Mashburn. We've got to throw them out on the basketball court, let them make the freshman mistakes and not worry about them, to prepare them for a sophomore season when they've got to be an integral factor in whether we win or lose."

Kentucky will face one of the nation's toughest schedules in 1990-91, featuring road games against Indiana, Notre Dame, North Carolina, Cincinnati and Louisville, a home date with Kansas, and the treacherous 18-game SEC schedule.

## *THE NEW NCAA RULES*

**New NCAA college basketball rules for the 1990-91 season include:**

- A player fouled while attempting a shot from beyond the three-point line gets three free throws.
- After the opposing team's 10th foul of each half, players will be given two free throws instead of one-and-one.
- Timeouts will be cut from four to three for each team in televised contests.
- Technicals will be assessed for taunting or swearing at opponents.
- Players will be given an automatic one-game suspension for fighting.
- Players involved in two on-court fights will be suspended for the season.
- Coaches or players given two technical fouls will be ejected.
- Head coach will be ejected after three bench technicals are called on his team.
- Conferences may experiment with the international three-point distance line of 20-6.

## *PITINO'S THREE -YEAR PLAN*

**Rick Pitino has established the following three-year game plan for rebuilding the Kentucky basketball program:**

**YEAR ONE — 1989-90**
- Establish his style of play
- Growth, conditioning and seasoning of young players
- Win over the fans

**YEAR TWO — 1990-91**
- Continued seasoning and conditioning of players
- Good recruiting class
- Finish in upper division of SEC

**YEAR THREE — 1991-92**
- Challenge for SEC championship
- Play in NCAA Tournament

## CATS PICK UP WIN IN JULY

Kentucky picked up a victory this past July.

The National Collegiate Athletic Association officially added one victory to UK's all-time basketball total to reflect a 1,479-489-1 record going into the 1990-91 season. This addition once again ties UK with the University of North Carolina atop the standings in the number of all-time victories.

In a June 8 letter to the NCAA, the UK sports information office reported that a 26-13 victory over Louisville on March 3, 1914, had been inadvertently omitted from the all-time results section of the UK media guide until 1985. Prior to the 1985-86 season, the score was added to the records section, but the win was not added into the UK all-time wins total. UK sent a copy of the letter to officials at North Carolina.

In a July 5 reply, Gary Johnson, assistant statistics coordinator with the NCAA, officially confirmed UK's report. "After some investigating," Johnson wrote, "it does appear that Kentucky defeated Louisville, 26-13, on March 3, 1914, and while that game was added to the game results of that year, the record was inadvertently not changed."

## RECORD BREAKERS

**NCAA records the Cats set last season include:**

Three-pointers made (team) — 21 vs. North Carolina
Three-pointers made (both teams) — 31 (Kentucky 21, North Carolina 10)
Three-point attempts (team) — 53 vs. Southwestern Louisiana
Three-point attempts (both teams) — 84 (Kentucky 53, Southwestern Louisiana 31)
Three-point attempts (season) — 810
Three-point attempts per game (season) — 28.9

**In addition, UK set the following SEC records:**

Three-pointers made (season) — 281
Three-point attempts (season) — 810
Individual three-pointers made (season) — 99 by Derrick Miller
Individual three-point attempts (season) — 289 by Derrick Miller

## PITINO ON



Henry Thomas

"I don't know what to expect from Henry, because I haven't seen him play. He's coming off a very serious knee injury. It looks like he's almost 90% right now, and I think he can help us, certainly on the press, as we as our fast break style. I look forward to watching him play."



Carlos Toome

"Carlos is what we are looking for wi our pressing, running style. He's a 6- athlete, someone who can create a lo of havoc on defense, push the ball on offense and someone who has the body to really withstand a lot of punishment in our style of play."

# IL LOOK



Sean Woods

"If Sean Woods develops our philosophy of overachieving, I don't think there are any limits to how much he can improve. He can become a great basketball player if he starts to overachieve. That's something we look forward to in his second year."



The 1990-91 season

"Our schedule is among the toughest in the nation, but that's important to help our young players prepare for that third year, when we can go to the tournament."



***1990-91 KENTUCKY BASKETBALL TEAM*** - (Front row) Assistant Coach Bernadette Locke, Assistant Coach Billy Donovan, Assistant Coach Herb Sendek, Carlos Toomer, Sean Woods, Tony Cooper, Travis Ford, Richie Farmer, Michael Parks, Nehemiah Braddy, Associate Coach Tubby Smith, Head Coach Rick Pitino, Strength and Conditoning Coach Ray "Rock" Oliver; (Back row) Manager Benson Tatum, Manager Ken Gayheart, Manager Jeff Morrow, Manager Spencer Tatum, Jeff Brassow, Jody Thompson, John Pelphrey, Johnathon Davis, Gimel Martinez, Jamal Mashburn, Reggie Hanson, Deron Feldhaus, Henry Thomas, Todd Bearup, Assistant Strength Coach Dave Ash, Trainer Walt McCombs, and Equipment Manager Bill Keightley.

## *SQUAD BREAKDOWN*

*LETTERMEN LOST (2)*

| No. | Name | Pos. | Ht. | Wt. | Cl. | PPG | RPG |
|---|---|---|---|---|---|---|---|
| 4 | Derrick Miller | G | 6-5 | 170 | Sr. | 19.2 | 3.4 |
| 25 | •Skip McGaw | G | 6-4 | 190 | Jr. | .3 | .5 |

*LETTERMEN RETURNING (10)*

| No. | Name | Pos. | Ht. | Wt. | Cl. | PPG | RPG |
|---|---|---|---|---|---|---|---|
| 11 | Sean Woods | G | 6-3 | 183 | Jr. | 9.2 | 2.3 |
| 12 | Deron Feldhaus | F | 6-7 | 211 | Jr. | 14.4 | 6.7 |
| 14 | Jeff Brassow | G | 6-5 | 210 | So. | 6.8 | 3.5 |
| 20 | •Tony Cooper | G | 5-9 | 150 | So. | .5 | .2 |
| 23 | •Nehemiah Braddy | G | 6-3 | 190 | So. | 1.7 | .9 |
| 30 | •Michael Parks | G | 6-3 | 180 | Sr. | .2 | .2 |
| 32 | Richie Farmer | G | 6-0 | 173 | Jr. | 7.0 | 1.7 |
| 33 | Johnathon Davis | F | 6-8 | 200 | Sr. | 1.4 | 1.8 |
| 34 | John Pelphrey | G/F | 6-7 | 197 | Jr. | 13.0 | 5.3 |
| 35 | Reggie Hanson | F | 6-8 | 195 | Sr. | 16.4 | 7.1 |

*NEWCOMERS (5)*

| No. | Name | Pos. | Ht. | Wt. | Cl. | PPG | RPG |
|---|---|---|---|---|---|---|---|
| 13 | •✓Todd Bearup | G/F | 6-5 | 210 | So. | ◆1.9 | ◆2.1 |
| 21 | Henry Thomas | G | 6-5 | 170 | Fr. | ▲24.0 | ▲7.0 |
| 24 | Jamal Mashburn | F | 6-9 | 244 | Fr. | ▲16.3 | ▲10.5 |
| 42 | Carlos Toomer | G | 6-4 | 197 | Fr. | ▲13.2 | ▲6.6 |
| 44 | Gimel Martinez | C | 6-8 | 206 | Fr. | ▲24.2 | ▲12.1 |

•Walk-on ▲High school statistics
◆Statistics from freshman year at Utah State University ✓Will be eligible in January, 1991

***BY CLASS:***

Seniors (3): Davis, Hanson, Parks
Juniors (4): Farmer, Feldhaus, Pelphrey, Woods
Sophomores (4): Bearup, Braddy, Brassow, Cooper
Freshmen (4): Martinez, Mashburn, Thomas, Toomer
Tri-Captains: Feldhaus, Hanson, Pelphrey

# INSIGHT INTO TH

**Q** Reflect back on your first season at Kentucky. Was it what you expected, and did you achieve the goals you set?

**A** Well, we were hoping to build a lot of things in the first season. A positive attitude, the style of play, we were hoping to convert the fans back on the positive track again that they are used to staying on. I think we accomplished all of those. The most important thing we accomplished is that when a fan walks into Rupp Arena, he knows he is going to have a fun night, and that's the important thing any time you rebuild a program.

**Q** How do you evaluate the performance of the team last year?

**A** I thought there were some areas where I was very pleased and there were other areas that I was not as enthusiastic about, but that was due to the lack of depth. We were always a fatigued team, trying to out-work people, trying to inflict fatigue on our opponents when we didn't have any minutes for substitutions. This year we will, and that's a welcome change.

**Q** How are the new people you have coming in specifically going to help you to change that?

**A** We now have 11 scholarship athletes, and counting Junior Braddy, we have a 12-man team, and that is certainly a big bonus from last season. You know Martinez will start at center, Jamal Mashburn will certainly play a lot of minutes, and Carlos Toomer should get some time as well, so all three people should contribute.

**Q** You recently made history by hiring the first female to coach a Division I team. What do you think Bernadette Locke brings to your program?

**A** The role of Bernadette Locke away from the sideline and away from the basketball court is to enhance our players' opportunities to secure a job. Before they graduate, she is going to be working hard with our academic people in career placement. I think the sign of the times today in the NCAA is to get people to graduate on time and to make sure everything is exposed academically to the country. We're trying to take it a step further. Graduation is great, but there are a lot of lawyers today out of work. What we're trying to do is make sure they have careers, make sure from the time they walk onto this campus that they have something in mind with what they want to do with their future, some sort of a goal. Even if they are unsure at that point, we want to try and direct them into a career that is going to be beneficial for their family in future years.

**Q** Do you have any potential starting line-ups or combinations in your head?

**A** Right now, I would say that Gimel Martinez, if everything holds true, will start at center, Reggie Hanson will start at power forward, whether Mashburn or Pelphrey starts at small forward I'm not sure, who starts at two guard I'm not sure, and I would say that Sean Woods will probably start at the point guard position.

**Q** Have you set goals for the program this season?

**A** We want to win 16 games. That may not seem like a lot in our second year, but we have one of the toughest schedules in the nation. We play North Carolina, Indiana, Notre Dame, Cincinnati, and Louisville, all on the road, all good teams with sound players coming back, all top 2 teams. We're probably going to have eigh or nine, maybe ten top twenty teams in the nation on our schedule, so with that in mind, it is a lofty goal to win 16. But we need to win 16 to have carry-over value into the third season, which is the important one.

The second goal is to average 95 points a game. This is probably the most difficult goal of the four because it is, perhaps, a little unrealistic. But I like to be unrealistic with this goal always striving to score that many points with that type of schedule. That goal is going to be difficult to reach, but if we allow for slippage and we average 90 or 91, I would be more than happy.

Third, we would like to recruit three of the top 50 players in America, and the fourth goal is that we would like to finish in the top four in the SEC.



# PITINO STRATEGY

**Q** What were your impressions of the Southeastern Conference during your first year at Kentucky?

**A** Everybody thought last year's conference was weak, but it wasn't weak, it was young. When you talk about being weak, you talk about being void of talent. We had a lot of talent in our conference; it was just in the freshman and sophomore classes. You take away two or three teams and I think the four through eight teams in this conference could flip-flop on any given week.



I certainly think LSU, Alabama and Mississippi State are in a class by themselves talent-wise. Then you look at Vanderbilt, Tennessee, Georgia, Kentucky, and Auburn, and you've got teams that could all vie for the top three or four spots. Then you've got Mississippi and Florida, who will be rebuilding. Mississippi has a little more back than Florida, but Florida has a good starting five. So I think it's going to be a surprising year for a lot of people. Certainly the three I mentioned have a great deal of athletic ability, but it's wide open as far as who can win the race.

**Q** What do you say to all those people who say you were on a honeymoon last year and the pressure is going to be turned up this year?

**A** Well, I've been married for almost 14 years now and I've been on a honeymoon for 14 years because I've been in love for 14 years. Right now we are a family as far as our basketball team is concerned, and our team, being that strong of a family, is going to stay on that honeymoon. A honeymoon is not just one night or two or three nights. If you make it, it can last quite a long time, and we expect this honeymoon to last for quite a few years.

**Q** What has to happen in the second year of your three-year plan to make it work?

**A** We can't be overly concerned with our record this year. We've got to get experience for at least two of our three new people, especially Martinez and Mashburn. They've got to get a lot of experience this year. We've got to throw them out on the basketball court, let them make the freshman mistakes and not worry about them, to prepare them for a sophomore season when they've got to be an intregal factor in whether we win or lose.

**Q** The NCAA's sanction prohibiting your team from appearing on live TV has ended. Does that have an effect on recruiting?

**A** It does, but I wish we had some more games at Rupp Arena. The next season, when we have more national games at Rupp Arena, that's what will be impressive to recruits.

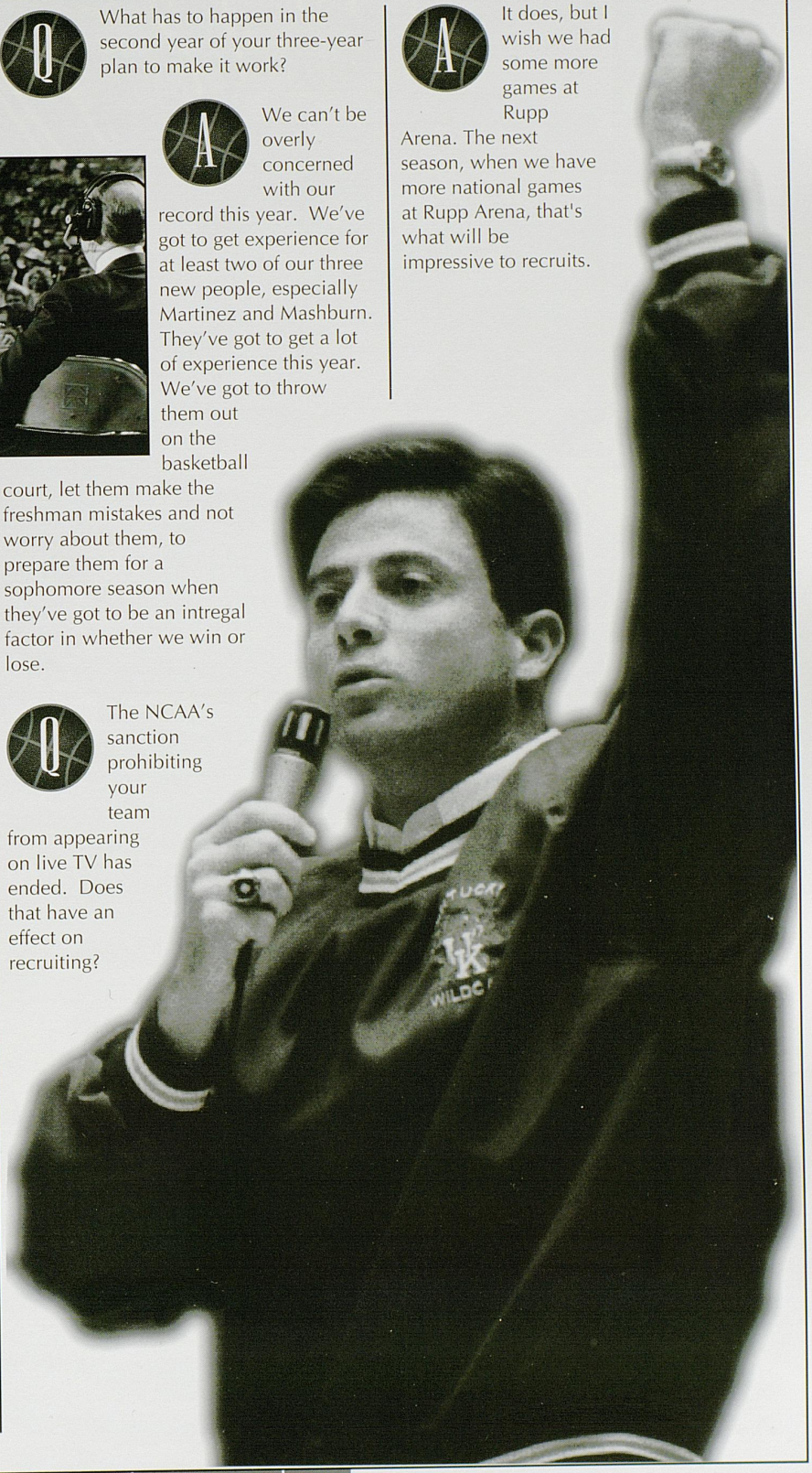

# INSIGHT

Playing on the road is the not always the best time in the world to have a national audience.



**Q** You praised Kentucky's fans several times last season. What kind of effect did their support have on your team's performance?

**A** It was great. It was something we had hoped to achieve in the third or fourth season. We had to convert people to our style of play, a style they hadn't seen in quite a few years. It takes time for them to adjust, and they adjusted easily. They really adopted it and I think they were in a different role for the first time. Kentucky fans were in the role of the underdog, and I think they liked that feeling. I think they are anxious to become the



favorite once again, but I think that's going to take a number of years. People who think we have these magic wands and can make it happen right away are being misled. The most important thing for the fan to look at is this: When they walk through the Rupp Arena doors, are they going to be entertained? They should be rooting hard and having a great feeling about the effort the Kentucky basketball players are giving. If they just keep that in mind, the program will be back in three or four years.

I think the toughest years for us will be year two and year four and the best years will be year three and year five.

# THE STAFF



COACH
RICK
PITINO

# BORN TO COACH.

***As his book title states, Rick Pitino was "Born to Coach."***

**Considered by many to be the best young coach in America, Rick Pitino has made a career of rebuilding basketball programs, both at the collegiate and professional levels. At only 37, Pitino has been credited with turning around a dying Boston University program, taking Providence College to the NCAA's Final Four in only two seasons, turning the NBA's New York Knicks from perennial losers to division champions in just two years, and now leading a probation-plagued Kentucky squad to a surprising 14-14 record and fourth-place Southeastern Conference finish.**

**His seven-year college record is 147-88 and his record with the Knicks was 90-74, making his 10-year career coaching total 237-162. The 59.4 winning percentage is even more impressive when one considers the conditions of the programs when Pitino inherited them.**

**Pitino was only 25 years old when he accepted his first head coaching job at Boston University in 1978. BU had won only 17 games the previous two years, but went 17-9 during Pitino's first season. He stayed five years for a 91-51 record and became the most successful coach in the school's history. He was twice named New England Coach of the Year, and in his final season at BU, led the Terriers to their first NCAA appearance in 24 years.**

**Providence was 11-20 the year before Pitino took over in 1985. Using the press and three-point shooting, the Friars went 17-14 and played in the National Invitation Tournament during his first season, and then went 25-9 and into the Final Four in his second and final season at PC. Pitino's coaching honors in 1987 included the John Wooden National Coach of the Year and**

*continued on page 26*

## *PITINO TURNAROUNDS*

1. BOSTON UNIVERSITY — BU had won only 17 games the two years before Pitino was hired. Pitino went 17-9 his first season.

2. PROVIDENCE COLLEGE — Providence was 11-20 the year before Pitino arrived. The Friars went 17-14 and played in the NIT in Pitino's first year, then went 25-9 and into the NCAA Final Four his second season.

3. NEW YORK KNICKERBOCKERS — Knicks went 71-175 the two years before Pitino accepted the head coaching position. Pitino went 38-44, then 52-30 with the Knicks, winning the Atlantic Division the second year before finally being eliminated by the Chicago Bulls in the playoffs.

4. KENTUCKY — Plagued by an NCAA investigation, the Wildcats went 13-19 in 1988-89, their first losing season in 62 years. With only eight scholarship players, Pitino led his first UK team to a 14-14 record and a fourth-place Southeastern Conference finish.



*The Pitino family - Christopher, Joanne, Richard, Ryan, Rick and Michael.*

# RICK PITINO





## PITINO-COACHED TEAMS IN THE NCAA TOURNAMENT

1982-83

LaSalle 70, Boston 58

1986-87

Providence 90, Alabama-Birmingham 68
Providence 90, Austin Peay 87
Providence 103, Alabama 82
Providence 88, Georgetown 73
Syracuse 77, Providence 62

TOTALS

Boston (1 year) . . . . . .0-1
Providence (1 year) . . . . .4-1
TOTAL (2 years) . . . . . .4-2

## THE PITINO FILE

Date of Birth: September 18, 1952
Hometown: New York, N.Y.
High School: St. Dominic's, Oyster Bay, N.Y.
College: University of Massachusetts
Year Graduated: 1974

Sports Played: Basketball (6-foot guard who played four seasons, averaging 28 points per game his senior year)

Coaching Highlights: 1974-76, Graduate and Assistant Coach, University of Hawaii; 1976-78, Assistant Coach, Syracuse University; 1978-83, Head Coach, Boston University; 1983-85, Assistant Coach, New York Knickerbockers; 1985-87, Head Coach, Providence College; 1987-89, Head Coach, New York Knickerbockers; 1989-present, Head Coach, University of Kentucky.

Wife's Name: Joanne Minardi Pitino

Children: Michael, 12; Christopher, 10; Richard, 8; Ryan, newborn.

the Sporting News Coach of the Year awards.

While Pitino was turning Providence's program around, the New York Knicks were stumbling to a 71-175 two-year mark, which was the worst in the NBA. But then Pitino was hired to become the youngest coach in the NBA. The first Pitino-coached Knicks team went 38-44 and made the playoffs, and the 1988-89 squad went 52-30, winning the Atlantic Division.

The situation Pitino inherited at Kentucky was as challenging as any in his career. The program had just been placed on a two-year probation. Pitino's first team featured only eight scholarship players, none taller than 6-7. The schedule included the likes of Indiana, Kansas, Notre Dame, Louisville, LSU and North Carolina. Even the most optimistic doomsayers were predicting 10 wins at the most.

Then Pitino worked his magic in Lexington. Promising to "win right away," the youngest coach in the Southeastern Conference brought his brand of never-ending optimism and enthusiasm to the Bluegrass. The Wildcats averaged almost 90 points per game and led the nation in three-point shooting. The team stayed in the Southeastern Conference race for most of the season, finishing a respectable fourth when the dust had settled. Rupp Arena had never been better, as record crowds attested. In just one year, Pitino brought Kentucky basketball back to respectability, with a promise of greatness ahead.

Pitino served as a Knicks assistant coach under Hubie Brown in 1983-84 and 1984-85. He was also an assistant coach at Syracuse University under Jim Boeheim from 1976 to 1978, and at the University of Hawaii as a graduate assistant in 1974 and as a full-time assistant in 1975-76.

A 1974 graduate of the University of Massachusetts at Amherst, where he was captain of the basketball team, Pitino is a native of New York City. He attended St. Dominic's High School in Oyster Bay, Long Island, where he captained the basketball team and broke several scoring records.

Pitino and his wife, Joanne, have four sons—Michael, 12, Christopher, 10, Richard, 8, and newborn Ryan.





## *Pitino's Record vs. All Opponents*

| Record | Opponents | Record | Opponents |
|---|---|---|---|
| 0-1 | Adelphi | 3-0 | Merrimack |
| 2-1 | Alabama | 1-0 | Miami |
| 1-0 | Alabama-Birmingham | 1-1 | Mississippi |
| 0-1 | Alcorn State | 1-1 | Mississippi State |
| 1-0 | American | 7-0 | New Hampshire |
| 1-0 | Arkansas | 2-0 | New Hampshire College |
| 2-0 | Assumption | 0-1 | New Mexico |
| 1-1 | Auburn | 1-0 | New York Tech |
| 1-0 | Austin Peay | 2-2 | Niagara |
| 2-0 | Baltimore | 0-1 | North Carolina |
| 3-4 | Boston College | 7-3 | Northeastern |
| 1-0 | Boston University | 0-3 | Notre Dame |
| 1-0 | Brandeis | 1-0 | Ohio |
| 1-0 | Brooklyn | 0-3 | Old Dominion |
| 2-0 | Brown | 1-0 | Penn State |
| 3-0 | C.W. Post | 1-3 | Pittsburgh |
| 0-2 | Canisius | 1-0 | Portland |
| 1-0 | Charleston | 0-1 | Princeton |
| 1-1 | Cincinnati | 0-1 | Purdue |
| 1-0 | Cleveland State | 5-0 | Rhode Island |
| 3-0 | Colgate | 1-0 | Richmond |
| 4-6 | Connecticut | 1-0 | Rider |
| 2-0 | Delaware State | 4-0 | Seton Hall |
| 1-1 | Drexel | 4-0 | Siena |
| 4-0 | Fairfield | 0-2 | South Carolina |
| 3-0 | Fairleigh Dickinson | 0-1 | South Florida |
| 2-0 | Florida | 0-1 | Southwestern Louisiana |
| 1-0 | Florida Southern | 1-0 | Stonehill |
| 1-0 | Furman | 0-1 | St. Bonaventure |
| 2-1 | George Mason | 4-0 | St. Francis (N.Y.) |
| 1-0 | George Washington | 3-2 | St. John's |
| 2-4 | Georgetown | 0-1 | St. Joseph's |
| 1-1 | Georgia | 1-1 | St. Peter's |
| 1-0 | Hofstra | 0-5 | Syracuse |
| 6-2 | Holy Cross | 1-1 | Tennessee |
| 2-0 | Howard | 1-0 | Tennessee Tech |
| 1-0 | Illinois-Chicago | 2-0 | Towson State |
| 0-1 | Indiana | 0-1 | Tulsa |
| 1-1 | Iona | 0-1 | UCLA |
| 0-1 | Kansas | 2-0 | UNC-Wilmington |
| 0-1 | LaSalle | 1-0 | Upsala |
| 1-2 | Louisiana State | 1-1 | U.S. International |
| 0-1 | Louisiana Tech | 1-1 | Vanderbilt |
| 0-1 | Louisville | 6-2 | Vermont |
| 5-4 | Maine | 2-3 | Villanova |
| 1-0 | Marist | 1-3 | Wagner |
| 0-1 | Maryland | 1-1 | Xavier (Ohio) |
| 5-0 | Massachusetts | | |

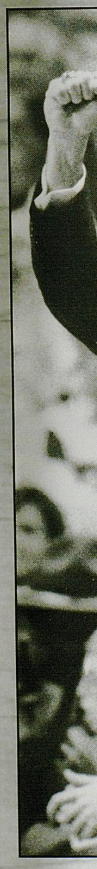

## PITINO'S COACHING RECORD

*At Boston University*

| | |
|---|---|
| *1978-79* | *17-9* |
| *1979-80* | *21-9* |
| *1980-81* | *13-14* |
| *1981-82* | *19-9* |
| *1982-83* | *21-10* |
| *Total* | *91-51 (64.1%)* |

*At Providence College*

| | |
|---|---|
| *1985-86* | *17-14* |
| *1986-87* | *25-9* |
| *Total* | *42-23 (64.6%)* |

*At Kentucky*

| | |
|---|---|
| *1989-90* | *14-14 (50.0%)* |

*College Coaching Record* ..... *47-88 (62.6%)*

*At New York Knickerbockers*

| | |
|---|---|
| *1987-88* | *38-44 (plus 1-3 in playoffs)* |
| *1988-89* | *52-30 (plus 5-4 in playoffs)* |
| *Total* | *90-74 (54.9%) (plus 6-7 in playoffs)* |

*Overall Head Coaching Record:*
*237-162 (59.4%)*









# ASSOCIATE COACH ORLANDO "TUBBY" SMITH




A native of Scotland, Md., he is a 1973 graduate of High Point (N.C.) College, where he was captain of the 1972 and 1973 teams and was an All-Carolina Conference selection.

He and his wife, Donna, have three sons, Orlando (13), Saul (11) and Brian (5).



Orlando "Tubby" Smith, in his second year on the UK staff, was recently named associate coach.

Smith served as an assistant coach for three years at the University of South Carolina as a member of the George Felton staff. He became USC's assistant in the spring of 1986 after a seven-year stint at Virginia Commonwealth University (1979-86).

During his tenure at VCU, the Rams compiled a 132-48 win-loss record and made five NCAA Tournament appearances, winning either the Sun Belt Conference regular-season or conference tournament titles five times. He also coached six years at the high school level, at Great Mills (Md.) High School, 1973-77, and Hoke County (N.C.) High School, 1977-79.

## THE SMITH FILE

**Date of Birth:** June 30, 1951

**Hometown:** Scotland, Md.

**High School:** Great Mills (Md.) High

**College:** High Point College

**Sports Played:** Basketball, Track

**Year Graduated:** 1973

**Coaching Highlights:** 1973-77, Head Coach, Great Mills (Md.) High School; 1977-79, Head Coach, Hoke County (N.C.) High School; 1978-86, Assistant Coach, Virginia Commonwealth University; 1986-89, Assistant Coach, University of South Carolina; 1989-present, Assistant and Associate Coach, University of Kentucky.

**Wife's Name:** Donna Walls Smith

**Children:** Orlando, 13; Saul, 11; Brian, 6.

# ASSISTANT COACH HERB SENDEK





Herb Sendek begins his second year on the Kentucky staff. Sendek was recently named assistant coach/recruiting coordinator by Coach Rick Pitino.

Sendek, 27, received his first coaching job when he was hired by Pitino as a graduate assistant coach at Providence in 1985 and was elevated to full-time status a year later. He graduated first in his class at Carnegie Mellon University's school of Industrial Management in 1985. While an undergraduate student, Sendek accumulated a 3.9 grade point average on a 4.0 scale while earning summa cum laude honors. In addition, the Pittsburgh native was the recipient of a Carnegie Merit Scholarship. A three-year basketball letterwinner at CMU, he gave up his final season to serve as an assistant coach at nearby Pittsburgh Central Catholic High School.

Sendek was valedictorian of the Penn Hills High School class of 1981. He also served as captain of a 22-5 team that earned a sectional championship. As a senior, he was named to the Pittsburgh Press All-Brain Team as well as the Pittsburgh East Suburban All-Star Team.

Sendek is single.

## THE SENDEK FILE

**Date of Birth:** February 22, 1963

**Hometown:** Penn Hills, Pa.

**High School:** Penn Hills Senior High

**College:** Carnegie Mellon University

**Year Graduated:** 1985

**Sports Played:** Basketball

**Coaching Highlights:** 1985-86, Graduate Assistant Coach, Providence College; 1986-89, Assistant Coach, Providence College; 1989-present, Assistant Coach, University of Kentucky.

# COACHING STAFF



## ASSISTANT COACH BILLY DONOVAN

Billy Donovan begins his second year on the Pitino staff after having recently been elevated to assistant coach.

Donovan, 25, played college ball for Pitino at Providence, where he graduated in 1987. He led the Friars in scoring (20.6) and assists (7.1) and was the top long-range shooter in the Big East Conference. He was named MVP in the 1987 NCAA Southeast Regional in Louisville following victories over Alabama and Georgetown during Providence's trip to the NCAA Final Four.

He was drafted in the third round (68th overall) by the NBA's Utah Jazz and played in seven preseason games before being waived. He then signed with Wyoming of the Continental Basketball Association for three games before signing as a free agent to a one-year contract with the Knickerbockers in 1987.

He played in 44 games for the Knicks during the 1987-88 season, averaging 2.4 points and 2.0 assists per game. He worked for a year on Wall Street with an investment banking firm before joining Pitino at Kentucky. He and his wife, Christine, were married in August of 1989.



## ASSISTANT COACH BERNADETTE LOCKE

Bernadette Locke, an assistant coach for the University of Georgia Lady Bulldogs basketball team the past five seasons, was named assistant coach for the UK men's program in June, becoming the first female ever to coach at a Division 1 men's program.

A native of Philadelphia, Tenn., Locke graduated from Loudon County (Tenn.) High School in 1977. She then played college basketball for two years under Andy Landers at Roa State Community Colle before transferring to Geor when Landers became he coach there. She led the La Bulldogs in scoring and ear All-America honors her fi season, becoming Georgi first female All- American. T next year, 1980-81, she help guide the Lady Bulldogs to t National Women's Invitati Tournament title.

Locke graduated from Georgia in 198 and was name a graduate assistant coach. In 1982, she also assumed th the Georgi academic the Georgi attend the Technolog work for th Corporatio Georgia as 1985. Sinc Bulldogs h cumulativ Locke is si

### THE DONOVAN FILE

Date of Birth: May 30, 1965
Hometown: Rockville Centre, N.Y.
High School: St. Agnes Cathedral
College: Providence College
Year Graduated: 1987
Sports Played: Basketball
Coaching Highlights: 1989-present, Assistant Coach, University of Kentucky.
Wife's Name: Christine D'Auria Donovan

# COACHING STAFF

assumed the responsibilities as the Georgia women's athletics academic counselor. She left the Georgia staff in 1984 to attend the DeVry Institute of Technology in Atlanta and to work for the Xerox Corporation. She returned to Georgia as assistant coach in 1985. Since then, the Lady Bulldogs have compiled a cumulative record of 126-29. Locke is single.



## *STRENGTH COACH RAY "ROCK" OLIVER*

Ray "Rock" Oliver begins his second year on the UK staff as strength and conditioning coach.

Oliver came to Kentucky from the University of Pittsburgh, where he was head strength and conditioning coach on the staff of football coach Mike Gottfried. He was also assistant strength coach at the University of Kansas.

A 1984 Kansas graduate, Oliver was a defensive back and special teams player at Ohio State in 1980-81 before transferring to Cincinnati. He ran the weight room there while Gottfried was coach, then moved with him to Kansas in 1983.

He has worked with NBA first-round draft choices Charles Smith, Jerome Lane and Danny Manning. Oliver and his wife, Winone, have a three-year-old daughter, Ashley Rhae and a one-year-old son, Michael Ray.



*Strength and conditioning coach Ray "Rock" Oliver is walking on air as the Wildcats play in Rupp Arena.*

### THE LOCKE FILE

**Date of Birth:** December 31, 1958

**Hometown:** Philadelphia, Tenn.

**High School:** Loudon County (Tenn.) High

**College:** University of Georgia

**Year Graduated:** 1981

**Sports Played:** Basketball

**Coaching Highlights:** 1982-84, Graduate Assistant Coach, University of Georgia Lady Bulldogs; 1985-89, Assistant Coach, University of Georgia Lady Bulldogs.

# BASKETBALL SUPPORT STAFF



## W.B. "BILL" KEIGHTLEY EQUIPMENT MANAGER

Affectionately known as "Mr. Wildcat," Bill Keightley has been associated with the Wildcats basketball program since 1962.

Keightley graduated from Kavanaugh High School in Lawrenceburg and is a retired U.S. Postal Service carrier. The avid Cincinnati Reds fan is married to the former Hazel Robinson of Lawrenceburg. The Keightleys have one daughter, who works in the University's postal department.



## WALT McCOMBS BASKETBALL TRAINER

Walt McCombs is the trainer assigned to UK basketball on a daily basis. He joined the UK staff in 1972 and left in 1974 for a three-year stint at Clemson. He rejoined the Wildcats staff in 1977. A native of Belton, S.C., he is a 1971 graduate of The Citadel. He is married to the former Sue Shaver. They have three children, Crystal, 13; Emily, 11, and Nathaniel, 1.



## MARTA McMACKIN ADMINISTRATIVE ASSISTANT

Marta McMackin is one of the more familiar faces around the Kentucky basketball offices, having been on the staff for 14 years. A native of Ironton, Ohio, McMackin attended Morehead State University and the University of Kentucky. She is an avid Cleveland Browns and Bernie Kosar fan. She and husband Ron have three sons, Ron, 27; Rick, 25, and Rodd, 22.



## SUZETTA YATES STAFF ASSISTANT

Suzetta Yates joined the UK Athletics Department a year ag She serves as the receptionist in the UK basketball offices. A Lexington native, Yates is a 1987 UK graduate with a major in history. She was married last September to Mark Yates.



*UK MANAGERS AND TRAINERS*

*Manager Benson Tatum, Manager Ken Gayheart, Equipment Manager Bill Keightley, Manager Spencer Tatum, Manager Jeff Morrow and Trainer Walt McCombs.*

# THE PLAYERS



REGGIE
HANSON

# 14 JEFF BRASSOW

**6-5 ▪ 193 ▪ SO ▪ G ▪ Houston, Texas (Alief Elsik)**

## CAT SCRATCHES

Full Name: Jeffrey Arthur Brassow
Birthdate: December 20, 1970
Place of Birth: Ann Arbor, Mich.
Parents: Duane and Sandra Brassow
Major: Business
High School Coach: Jerrel Hartfiel

My nickname is: Devil
My hobbies are: Playing Nintendo and collecting baseball cards
My favorite food is: Pizza
My favorite TV show is: Cheers
My favorite movie is: Weekend at Bernie's
My favorite book is: Huckleberry Finn
My favorite sports figure is: Michael Jordan
My favorite pro sports team: Houston Rockets
My goal in life is to: Play in the NBA
My craziest ambition is to: Sing for the Rolling Stones
My greatest moment was: Winning Ft. Worth Tournament my senior year in high school
If I were not playing college basketball I would be: More active in school projects
When I played basketball as a kid I pretended I was: Magic Johnson
The best athlete I've played against was: Chris Jackson
The one thing I like most about basketball is: The competition
The toughest thing about being an athlete is: Finding time to study
Before a basketball game I: Rest
When I want to get away from basketball I: Play Nintendo
College sports would be better if: Athletes were paid
The thing that impresses me most about Rick Pitino is: His intensity
The thing I like most about the University of Kentucky is: How nice the people are
If I had a million dollars I'd buy: A house in the Bahamas
My primary inspiration in sports was: My family, "Because they enjoyed sports and they took the time to teach them to me."
My advice to youngsters is: Stay in school

### 1989-90

An outstanding freshman season, averaged 6.8 points, 3.5 rebounds and 17.3 minutes per game...**Best game was at LSU, scoring 25 points while hitting seven three-pointers in the second half**...Played in all 28 games while earning starts against Ohio and Georgia...Scored double figures in seven contests...20 points, including four three-pointers, against Tennessee Tech...**Popular player who committed to Kentucky in 1988 and stuck with the Wildcats during their year of NCAA investigation.**






### HIGH SCHOOL

Three-year letterman at Alief Elsik High School...Earned a starting position midway through his sophomore year...Averaged 17 points, 8.5 rebounds and 4.5 assists as a senior...Led his team to a 29-5 record his senior year and a berth in the Bi-District playoffs...MVP of the Fort Worth Lion's Tournament as Alief Elsik High defeated Fort Worth Dunbar in the championship game...Scored 25 points in the Fort Worth tourney semifinal game as Alief Elsik ended L.A. Crenshaw High's 66-game winning streak...**Named First-Team All-District and All-City his junior and senior seasons...Won All-Region honors his senior year...**Ranks second on the all-time scoring list at Alief Elsik with 1,290 points...Team recorded an 80-23 mark during his tenure...All five Alief Elsik players averaged double figures his senior season...Shot 51% from the field, 70% from the free throw line and 39% from three-point range while at Alief Elsik...Scored a career-high 32 points vs. district rival Stratford High in 1989...Averaged 16 points his junior year as he led the team to a 28-8 record and a Bi-District championship...Also lettered one year in baseball...Coached by Jerrell Hartfiel.

## CAREER HIGHS

| | | Opponent | Date |
|---|---|---|---|
| Points Scored | 25 | LSU | 1/13/90 |
| Field Goals Made | 9 | LSU | 1/13/90 |
| Field Goal Atts. | 17 | LSU | 1/13/90 |
| 3pt. Goals Made | 7 | LSU | 1/13/90 |
| 3pt. Atts. | 11 | LSU | 1/13/90 |
| Free Throws Made | 4 | Ole Miss | 1/27/90 |
| Free Throw Atts. | 6 | Ole Miss | 1/27/90 |
| Rebounds | 8 | Miss. St. | 12/4/89 |
| | | S.W. La. | 12/23/89 |
| Assists | 3 | Tennessee Tech | 12/6/89 |
| | | Furman | 12/19/89 |
| Turnovers | 4 | Tennessee Tech | 12/19/89 |
| Blocked Shots | 2 | Three Times | |
| Steals | 5 | LSU | 1/13/90 |

## CAREER STATISTICS

| YEAR | G-S | MIN-AVG | FG-A | PCT | 3FG-A | PCT | FT-A | PCT | REB-AVG | PF-D | A | TO | BS | S | TP-AVG |
|---|---|---|---|---|---|---|---|---|---|---|---|---|---|---|---|
| 89-90 | 28-2 | 484-17.3 | 70-170 | 41.2 | 32-88 | 36.4 | 19-29 | 65.5 | 98-3.5 | 81-3 | 26 | 24 | 10 | 39 | 191-6.8 |

# JOHNATHON DAVIS

# 33

**6-8 ▪ 200 ▪ SR ▪ F ▪ Pensacola, Fla. (Pine Forest)**



## 1989-90

Averaged 1.4 points and 1.8 rebounds per game...Started his first game ever against Indiana in the Big Four Classic...Recorded career highs in points and rebounds when he scored seven points and pulled down nine rebounds in 23 minutes against Southwestern Louisiana...Most solid effort of the season came against Furman when he scored six points, had six rebounds and recorded three blocked shots...**Is a junior in eligibility, but a senior academically who is scheduled to graduate after the 1990-91 season.**

## 1988-89

Scored his first collegiate points against Alabama with a rebound and put-back; also registered a blocked shot... Also contributed in the Tennessee and Auburn victories...Played in 11 games, averaging .5 points and 1.4 rebounds...Good all-around athlete... Redshirted in 1987-88.

## HIGH SCHOOL

Averaged 15.1 points, 10.0 rebounds, 5.7 blocked shots and 1.8 steals in leading Pensacola Pine Forest High School to a 17-11 record in 1986-87...Hit 59 percent from the floor. . .In one game, he had 24 points, 15 rebounds and 12 blocked shots... Broke his high school's high jump record with a leap of 6-9... Earned honorable mention prep All-America honors as a senior...Lettered three years in basketball and four years in track....**In track, he competed in the high jump and the high hurdles, earning All-State honors...** Participated in the 1987 Derby Classic in Louisville as a member of the victorious South squad... Was a two-year captain of his basketball team and a three-year captain of his track team...**Was a member of the Key Club and Beta Club at Pine Forest and was elected to Who's Who of American High School Students.**



## CAREER HIGHS

| | | Opponent | Date |
|---|---|---|---|
| Points Scored | 7 | S.W. La. | 12/23/89 |
| Field Goals Made | 3 | Furman | 12/19/89 |
| | | S.W. La. | 12/23/89 |
| Field Goal Atts. | 7 | S.W. La. | 12/23/89 |
| 3pt. Goals Made | 0 | | |
| 3pt. Atts. | 1 | Miss. St. | 12/4/89 |
| | | Furman | 12/19/89 |
| Free Throws Made | 3 | Alabama | 2/17/90 |
| Free Throw Atts. | 4 | Alabama | 2/17/90 |
| Rebounds | 9 | S.W. La. | 12/23/89 |
| Assists | 1 | Three Times | |
| Turnovers | 3 | Alabama | 2/17/90 |
| Blocked Shots | 3 | Furman | 12/19/89 |
| Steals | 2 | Indiana | 12/2/89 |

## CAREER STATISTICS

| YEAR | G-S | MIN-AVG | FG-A | PCT | 3FG-A | PCT | FT-A | PCT | REB-AVG | PF-D | A | TO | BS | S | TP-AVG |
|---|---|---|---|---|---|---|---|---|---|---|---|---|---|---|---|
| 88-89 | 11-0 | 26-2.4 | 1-4 | 25.0 | 0-0 | 00.0 | 3-4 | 75.0 | 14-1.4 | 7-0 | 0 | 8 | 1 | 1 | 5-.5 |
| 89-90 | 26-1 | 184-7.1 | 15-43 | 34.9 | 0-2 | 00.0 | 6-12 | 50.0 | 48-1.8 | 51-4 | 3 | 15 | 11 | 6 | 36-1.4 |
| **TOTAL** | **37-1** | **210-5.7** | **16-47** | **34.0** | **0-2** | **00.0** | **9-16** | **56.3** | **63-1.7** | **58-4** | **3** | **23** | **12** | **7** | **41-1.1** |

## CAT SCRATCHES

**Full Name:** Johnathon Thomas Davis
**Birthdate:** March 30, 1969
**Place of Birth:** Montgomery, Ala.
**Parents:** John and Jeanetta Davis
**Major:** Marketing
**High School Coach:** Bill Fryman

**My nicknames are:** Skeeza, J.D., and Kool Thon D.
**My hobbies are:** Reading and writing
**My favorite food is:** Beef ribs with mint jelly
**My favorite TV show is:** The Cosby Show
**My favorite movie is:** National Lampoon's Vacation
**My favorite book is:** Manchild in the Promised Land
**My favorite non-sports figure is:** Dr. Martin Luther King
**My favorite sports figure is:** Michael Jordan
**My favorite pro sports team:** Los Angeles Lakers
**My goal in life is to:** Become an attorney
**My craziest ambition is to:** Skydive
**My greatest moment was:** Being Cawood's player of the game
**If I were not playing college basketball I would be:** Still in college
**When I played basketball as a kid I pretended I was:** My dad
**The best athlete I've played against was:** Michael Jordan
**The one thing I like most about basketball is:** It's a team sport that allows for a great degree of individuality
**The best thing about being an athlete is:** The exposure to new people & surroundings
**The toughest thing about being an athlete is:** The exposure to new people and surroundings
**Before a basketball game I:** Study, then concentrate on my job during the game
**When I want to get away from basketball I:** Study or talk to a friend
**College sports would be better if:** Athletes' interests were placed before T.V. revenues
**The thing that impresses me most about Rick Pitino is:** His candid honesty
**The thing I like most about the University of Kentucky is:** The blue uniforms
**If I had a million dollars I'd buy:** Myself a house and my mom a smoked salmon or grey Mercedes
**My primary inspiration in sports was:** My mother, "because she only wants me to do my best and be happy."
**My advice to youngsters is:** Learn all you can while in school because athletics may only take you so far

# 32 RICHIE FARMER

**6-0 ▪ 173 ▪ JR ▪ G ▪ Manchester, Ky. (Clay County)**

## CAT SCRATCHES

**Full Name: Richard Dwight Farmer II**
**Birthdate: August 25, 1969**
**Place of Birth: Corbin, Ky**
**Parents: Richard and Virginia Farmer**
**Major: Agriculture Economics**
**High School Coach: Bobby Keith**

**My nickname is: Richie**
**My hobbies are: Hunting, fishing, golf and tennis**
**My favorite food is: Steak**
**My favorite TV show is: The Andy Griffith Show**
**My favorite movie is: Lethal Weapon 2**
**My favorite book is: Thornbirds**
**My favorite sports figure is: Michael Jordan**
**The person in history that I would most like to meet is: Abe Lincoln**
**My favorite pro sports team: Chicago Bulls**
**My goal in life is to: Be successful**
**My craziest ambition is to: Catch the world-record Bass**
**My greatest moment was: Winning the Sweet 16**
**If I were not playing college basketball I would be: A professional outdoorsman**
**When I played basketball as a kid I pretended I was: Rick Robey**
**The best athlete I've played against was: Chris Jackson**
**The one thing I like most about basketball is: It teaches good lessons about life**
**The best thing about being an athlete is: Being able to do alot of fun things**
**The toughest thing about being an athlete is: Not having a lot of free time**
**Before a basketball game I: Think about the game**
**When I want to get away from basketball I: Go fishing**
**The thing that impresses me most about Rick Pitino is: He cares about his players**
**The thing I like most about the University of Kentucky is: Everything**
**If I had a million dollars I'd buy: A big house and fine car**
**I'd like to be stranded on a desert island with: Tricia Wood**
**My primary inspiration in sports was: My dad and Bobby Keith, "because they taught me how to learn life's lessons through playing sports".**
**My advice to youngsters is: Work hard and always do your best**

### 1989-90



Saw action in all 28 games, including his first start against Ole Miss...**Led the squad in free throw shooting at 84.7 percent...**Averaged 7.0 points and 2.6 assists per contest...Had a career-high 21 points and six assists against North Carolina...Scored 19 points, including 4-4 from 3-point range versus Kansas...Nailed six straight free throws down the stretch to clinch LSU victory...Averaged 17.4 minutes of action...Scored double figures in eight games...Had 10 points, seven assists to key UK's come-from-behind victory over Tennessee in Rupp Arena...Canned four three-pointers vs. Kansas, Furman and North Carolina...**Has shed seven pounds through UK conditioning program after checking in at 180 as a freshman.**



### 1988-89

Played in 27 games, averaging 3.1 points per game...Hit a three-pointer at the buzzer to give UK a one-point victory over Ole Miss in Rupp Arena...Scored in double figures for a four-game stretch early in the season; averaged 12.3 points per game during those four games, but did not hit double figures again the rest of the year...Played 13.7 minutes per game during the first part of the season, but playing time dropped to 6.7 minutes per game after the Christmas break...**Best free throw shooter on the team (24 of 28, 85.7%)... A crowd favorite who has a love for hunting and fishing and possesses a country drawl that has endeared him to thousands.**

### HIGH SCHOOL

**Kentucky's "Mr. Basketball" for 1988...**Averaged 27.1 points, 6.4 rebounds and 8.7 assists pergame as a senior at Clay County...McDonald's High School All-American...Led Clay County to a 35-2 record and a second-place finish in the Kentucky state high school basketball tournament... **Was named MVP of the 1987 and 1988 state tournaments (Clay County won the state championship in 1987)...**Named All-State in 1986, '87 and '88...Also All-District and All-Region for four seasons...Won the Ted Sanford Award in the 1987 state tournament for scholastic achievement and sportsmanship, becoming the first player to win the Sanford Award and MVP honors in the same tournament...Clay County's all-time leading scorer with 2,937 points; his jersey has since been retired...Vice-president of senior class at Clay County, ranked sixth in a class of 200 students with a 3.6 GPA...More than 1,600 people watched him sign letter-of-intent in the Clay County High School gymnasium...Coached by Bobby Keith.

## CAREER HIGHS

| | | Opponent | Date |
|---|---|---|---|
| Points Scored | 21 | North Carolina | 12/27/89 |
| Field Goals Made | 7 | North Carolina | 12/27/89 |
| Field Goal Atts. | 14 | North Carolina | 12/27/89 |
| 3pt. Goals Made | 4 | Three Times | |
| 3 pt. Atts. | 9 | North Carolina | 12/27/89 |
| Free Throws Made | 8 | LSU | 2/15/90 |
| Free Throw Atts. | 10 | Ole Miss | 1/27/90 |
| Rebounds | 7 | Vanderbilt | 1/6/90 |
| Assists | 9 | Louisville | 12/30/90 |
| Turnovers | 5 | Tennessee | 1/20/90 |
| Blocked Shots | 1 | Tennessee | 2/21/90 |
| | | Auburn | 2/24/90 |
| Steals | 4 | Tennessee | 1/20/90 |

## CAREER STATISTICS

| YEAR | G-S | MIN-AVG | FG-A | PCT | 3FG-A | PCT | FT-A | PCT | REB-AVG | PF-D | A | TO | BS | S | TP-AVG |
|---|---|---|---|---|---|---|---|---|---|---|---|---|---|---|---|
| 88-89 | 27-0 | 244-9.0 | 28-31 | 28.0 | 15-53 | 28.3 | 24-28 | 85.7 | 18-.7 | 18-0 | 10 | 12 | 0 | 4 | 85-3.1 |
| 89-90 | 28-1 | 488-17.4 | 57-149 | 38.3 | 31-95 | 32.6 | 50-59 | 84.7 | 48-1.7 | 44-0 | 73 | 40 | 2 | 32 | 195-7.0 |
| **TOTAL** | **55-1** | **732-13.3** | **80-231** | **34.6** | **46-148** | **31.1** | **74-87** | **85.1** | **66-1.2** | **62-0** | **83** | **52** | **2** | **36** | **280-5.1** |

# GIMEL MARTINEZ

# 44

**6-8 ■ 206 ■ FR ■ C ■ Miami, Fla. (Miami)**

## HIGH SCHOOL

Averaged 24.2 points, 12.1 rebounds, four blocked shots and three assists per game his senior season...**Led Miami Senior to a 33-3 record and its second consecutive Florida 4A state title.**...Shot 62% from the field...Scored 33 points and had 16 rebounds against Ed O'Bannon, considered the nation's best high school center...Earned All-State honors his junior and senior years...Named to the All-Tournament team and was runner-up for MVP of the state tourament the past two years...Lettered all four years and started three years...His teams compiled a cumulative record of 137-9 and won three state titles—as a freshman, junior and senior...Coached by Shakey Rodriguez.






## CAT SCRATCHES

**Full Name:** Gimel Jose Martinez
**Birthdate:** June 14, 1971
**Place of Birth:** Miami, Fla.
**Parent:** Sonia and Jose Martinez
**Major:** Undecided
**High School Coach:** Marcos "Shakey" Rodriguez

**My hobbies are:** All kinds of sports
**My favorite food is:** Cuban food
**My favorite movie is:** Scarface
**My favorite sports figure is:** Magic Johnson
**My favorite pro sports team:** Cinncinati Reds, L.A. Lakers
**My goal in life is to:** Have a great family and job after I graduate
**My greatest moment was:** When my team won the '90 state championship
**If I were not playing college basketball I would be:** in college
**The one thing I like most about basketball is:** to play a fast-paced game
**The best thing about being an athlete is:** The attention
**The toughest thing about being an athlete is:** The attention
**Before a basketball game I:** Pray
**When I want to get away from basketball I:** Go to the beach
**The thing that impresses me most about Rick Pitino is:** The way he coaches and his experience
**The thing I like most about the University of Kentucky is:** The enthusiasm for basketball
**If I had a million dollars I'd buy:** All my family something they would need
**I'd like to be stranded on a desert island with:** My girlfriend
**My advice to youngsters is:** To always work hard and be the best they can be

# 12 DERON FELDHAUS

**6-7 ▪ 211 ▪ JR ▪ F ▪ Maysville, Ky. (Mason County)**

## CAT SCRATCHES

**Full Name:** Deron Randolph Feldhaus
**Birthdate:** December 16, 1968
**Place of Birth:** Lexington, Ky.
**Parents:** Allen and Dottie Feldhaus
**Major:** Physical Education/Business Option
**High School Coach:** Allen Feldhaus

**My nickname is:** House
**My hobbies are:** Golf and Tennis
**My favorite food is:** Pizza
**My favorite TV show is:** The Young and the Restless
**My favorite movie is:** Rocky
**My favorite book is:** Drive, by Larry Bird
**My favorite sports figure is:** Larry Bird.
**My favorite pro sports team:** Boston Celtics
**My goal in life is to:** Be successful
**My greatest moment was:** Signing with UK
**If I were not playing college basketball I would be:** Playing Golf

### 1989-90

**Started in 27 of 28 games at power forward**...Second in rebounding with 6.7 boards per game and third in scoring with an average of 14.4...Had a career-high 16 rebounds against Louisville...**Scored a career-high 27 points against North Carolina to earn MVP honors**...Scored 20-plus points on six different occasions and had 10-plus rebounds five times...Led all scorers with 23 points and five rebounds against Indiana... Had solid performance against the monstrous front line of LSU with 10 points and 13 rebounds...Second on team in playing time, averaging 33.9 minutes...**Won Fewest Turnovers, Mr. Hustle and Most Improved Player awards for the season.**

### 1988-89

Played in all 32 games, starting in two...Averaged 3.7 points, 3.3 rebounds per game...Outstanding 23 minutes vs. Tennessee in Knoxville included the two free throws that iced the game with 12 seconds remaining...Came off the bench against Austin Peay and against Georgia twice for seven points each time...Was playing particularly well as the 1988-89 season ended; averaged 9.5 points, 7.0 rebounds per game over the last four games of season...Scored a career-high 11 points with eight rebounds at Mississippi State...**Known for his strong, aggressive style of play**...Was redshirted during the 1987-88 season.



### HIGH SCHOOL

All-State as a junior and senior and was a leading contender for "Mr. Basketball" honors in 1987... Averaged 23.6 points and 10.3 rebounds as a senior in leading Mason County to a 31-3 record, the 10th region title and to the quarterfinals of the state tournament in 1987...Shot 57% from the floor and 73% from the line as a senior...Scored 26 points against Louisville Ballard, 22 points with nine rebounds against Louisville Doss in 1987 state tournament... Scored more than 1,000 career points...Played in the Derby Classic...Scored 23 points with eight rebounds in the Kentucky-Indiana All-Star game in Indianapolis...**His father, Allen, played for the Wildcats under legendary coach Adolph Rupp from 1960-62, and was Deron's high school coach at Mason County...**Was also a first baseman on his high school baseball team for four years and once again was coached by his father... Also played on the golf team, which finished third in the state...Was a member of the Beta Club, the French Club, the Math Club and the Future Teachers of America at Mason County.

### CAREER HIGHS

| | | Opponent | Date |
|---|---|---|---|
| Points Scored | 27 | North Carolina | 12/27/89 |
| Field Goals Made | 9 | Three Times | |
| Field Goal Atts. | 18 | LSU | 2/15/90 |
| 3pt. Goals Made | 5 | North Carolina | 12/27/89 |
| 3pt. Atts. | 8 | North Carolina | 12/27/89 |
| Free Throws Made | 9 | Alabama | 2/17/90 |
| Free Throw Atts. | 11 | Ole Miss | 1/27/90 |
| Rebounds | 16 | Louisville | 12/30/90 |
| Assists | 5 | LSU | 1/13/90 |
| Turnovers | 5 | Alabama | 1/17/90 |
| Blocked Shots | 2 | Iona | 11/25/88 |
| | | Notre Dame | 3/5/90 |
| Steals | 3 | Louisville | 12/30/90 |

# DERON FELDHAUS

# 12




## CAT SCRATCHES

When I played basketball as a kid I pretended I was: A UK player
The best athlete I've played against was: Sean Kemp
The one thing I like most about basketball is: It's fun
The best thing about being an athlete is: The opportunities
The toughest thing about being an athlete is: The pressure
Before a Basketball game I: Relax
When I want to get away from basketball I: Spend time with family
The thing that impresses me most about Rick Pitino is: His motivation
The thing I like most about the University of Kentucky is: The people
If I had a million dollars I'd buy: A car
I'd like to be stranded on a desert island with: My golf clubs
My primary inspiration in sports was: My family, "because they have always been there for me."
My advice to youngsters is: Work hard and always do your best

## CAREER STATISTICS

| YEAR | G-S | MIN-AVG | FG-A | PCT | 3FG-A | PCT | FT-A | PCT | REB-AVG | PF-D | A | TO | BS | S | TP-AVG |
|---|---|---|---|---|---|---|---|---|---|---|---|---|---|---|---|
| 88-89 | 32-2 | 501-15.7 | 48-100 | 48.0 | 2-6 | 33.3 | 20-31 | 64.5 | 105-3.3 | 50-2 | 32 | 40 | 4 | 14 | 118-3.7 |
| 89-90 | 28-27 | 950-33.9 | 135-273 | 49.5 | 32-88 | 36.4 | 101-134 | 75.4 | 187-6.7 | 84-4 | 57 | 54 | 5 | 22 | 403-14.4 |
| **TOTAL** | **60-29** | **1451-24.2** | **183-373** | **49.1** | **34-94** | **36.2** | **121-165** | **73.3** | **291-4.9** | **134-6** | **89** | **94** | **9** | **36** | **521-8.7** |

# 35 REGGIE HANSON

**6-8 ▪ 195 ▪ SR ▪ F ▪ Somerset, Ky. (Pulaski County)**

## CAT SCRATCHES

**Full Name: Reginald Leonard Hanson**
**Birthdate: October 8, 1968**
**Place of Birth: Charlotte, N.C.**
**Parent: Katie Hanson**
**Major: Community Recreation**
**High School Coach: Dave Fraley**

**My nickname is: Rebbone**
**My hobbies are: Putt-Putt and Tennis**
**My favorite TV shows are: The Cosby Show, In Living Color, A Different World**
**My favorite movie is: Harlem Knights**
**My favorite book is: Being There**
**My favorite sports figure is: Michael Jordan**
**The person in history that I would most like to meet is: Dr. Martin Luther King**
**My favorite pro sports team: Chicago Bulls**
**My goal in life is to: Be successful in whatever I do**
**My greatest moment was: Winning the state championship**



### 1989-90

**UK's Most Valuable Player for the season, while playing center for the first time in his collegiate career...** Second-team AP All-SEC, third-team UPI All-SEC...Had double figures in both scoring and rebounding in nine games... Second in scoring with 16.4 points per game, first in rebounding with 7.1 boards per game...Finished in the SEC's top 10 in five categories—scoring (16.4), rebounding (7.1), field goal percentage (49.7), steals (2.2) and blocks (1.4)...Excellent game versus LSU with 11 points, 12 rebounds, six assists and two blocks...Scored a career-high 25 points against Ole Miss...Led the team in blocked shots with 40...**Won the Most Rebounds, Leadership, and Mr. Deflection awards along with the MVP honor...After no attempts his first two seasons, got the three-point green light from Pitino and connected on 35 of 96 attempts.**

### 1988-89

Missed the last three games of the season due to a stress fracture of the fifth metatarsal of the right foot... Averaged 9.8 points and 4.5 rebounds for the season... Had started in all 29 games he played at forward...Had a career-best game vs. Georgia—20 points, four rebounds, four assists, two blocked shots; led all Cats in scoring in that game...Had 19 points, nine rebounds and three steals against LSU in Rupp Arena...Had double figures against Duke (13), Iona (12), Northwestern State (10), Bowling Green (14), Austin Peay (19), Louisville (11), Georgia (20), Vanderbilt (11), LSU (19), Alabama (14), Vanderbilt (10), Alabama (13) and Auburn (11)...Led the team in rebounding against Seton Hall (6), Northwestern State (7) and Western Carolina (8)...Surpassed his entire freshman point total (21) after just two games as a sophomore (13 vs. Duke, 12 vs. Iona)...**Known as an outstanding defensive player...**Hit over 50% from the field (114-222, 51.4%).

### 1987-88

Saw action in 16 games as a freshman, averaging 5.2 minutes per game... Averaged 1.3 points and 1.1 rebounds... Scored six points against Ole Miss in the first game of the SEC Tournament...Played 18 minutes against Alaska and grabbed seven rebounds.

### HIGH SCHOOL

As a senior in 1985-86, he averaged 23.1 points and 10.0 rebounds in leading Pulaski County to a 32-4 record and the Kentucky state championship...**Was named the Most Valuable Player of the 1986 state tournament after scoring 92 points and pulling down 39 rebounds in four tourney games...**As a senior, he shot a school-record 62% from the floor; also shot 87% from the free throw line...Blocked 132 shots in 34 games (3.9 avg.)...During his four years at Pulaski Co., he set numerous school records, including points (1,681), field goals (633), rebounds (903) and steals (368). The Maroons' record during his career was 108-22...Earned All-District and All-Region honors three times...Earned All-State honors as a junior and senior... Played in the Derby Classic and the Kentucky-Indiana All-Star games after his senior year...Also played on the Kentucky Junior All-Star team that toured Europe in the summer of 1985...Played high school football (wide receiver) as a sophomore. Also played tennis as a freshman...Played on the South squad in the 1987 U.S. Olympic Festival in North Carolina...Brothers Art and Donald have also played college basketball, Art at Cumberland and Donald at Georgetown (Ky.).

## CAREER HIGHS

| | | OPPONENT | DATE |
|---|---|---|---|
| Points Scored | 25 | Ole Miss | 2/28/90 |
| Field Goals Made | 11 | Georgia | 1/3/90 |
| Field Goal Atts. | 21 | Louisville | 12/30/89 |
| 3pt. Goals Made | 4 | Tennessee Tech | 12/6/89 |
| | | Louisville | 12/30/89 |
| 3pt. Atts. | 11 | Louisville | 12/30/89 |
| Free Throws Made | 11 | Auburn | 2/24/90 |
| Free Throw Atts. | 13 | Ole Miss | 12/4/89 |
| | | Auburn | 2/24/90 |
| Rebounds | 15 | Miss. St. | 1/31/90 |
| Assists | 6 | LSU | 2/15/90 |
| Turnovers | 6 | Miss. St. | 1/31/90 |
| | | Ole Miss | 2/28/90 |
| Blocked Shots | 6 | Auburn | 1/24/90 |
| Steals | 6 | Georgia | 2/3/90 |

## CAREER STATISTICS

| YEAR | G-S | MIN-AVG | FG-A | PCT | 3FG-A | PCT | FT-A | PCT | REB-AVG | PF-D | A | TO | BS | S | TP-AVG |
|---|---|---|---|---|---|---|---|---|---|---|---|---|---|---|---|
| 87-88 | 16-0 | 83-5.2 | 6-17 | 35.3 | 0-0 | 00.0 | 9-10 | 90.0 | 18-1.1 | 11-0 | 1 | 5 | 1 | 2 | 21-1.3 |
| 88-89 | 29-29 | 932-32.1 | 114-222 | 51.4 | 0-0 | 00.0 | 57-76 | 75.0 | 130-4.5 | 98-4 | 44 | 63 | 25 | 47 | 285-9.8 |
| 89-90 | 28-28 | 869-31.0 | 165-332 | 49.7 | 35-96 | 36.5 | 94-127 | 74.0 | 200-7.1 | 113-7 | 44 | 64 | 40 | 61 | 459-16.4 |
| **TOTAL** | **73-57** | **1884-25.8** | **285-571** | **49.9** | **35-96** | **36.5** | **160-213** | **75.1** | **348-4.8** | **222-11** | **89** | **132** | **66** | **110** | **765-10.5** |

# REGGIE HANSON

# 35




## CAT SCRATCHES

If I were not playing college basketball I would be: Out in the working world
The best athlete I've played against was: A new one every night
The one thing I like most about basketball is: The competition
The best thing about being an athlete is: Being able to set an example for young people
The toughest thing about being an athlete is: Proving we're academically competent
Before a basketball game I: Concentrate on what I need to do to help the team
When I want to get away from basketball I: Hang out with friends
The thing that impresses me most about Rick Pitino is: His confidence
The thing I like most about the University of Kentucky is: The fans
If I had a million dollars I'd buy: Anything I want
I'd like to be stranded on s desert island with: Janet Jackson
My primary inspiration in sports was: My mother, "because she keeps me in line and she's a great person."
My advice to youngsters is: Work hard and always be honest

# 24 JAMAL MASHBURN

**6-9 ▪ 244 ▪ FR ▪ F ▪ Bronx, N.Y. (Cardinal Hayes)**

## HIGH SCHOOL



Averaged 26.3 points, 10.5 rebounds and 4.3 assists per game this past season for Cardinal Hayes...**Led team to the Catholic High School championship with 18 points, 7 rebounds, 4 assists and 2 steals while playing "point forward"**...Cardinal Hayes defeated All Hallows—USA Today's preseason No. 2 team—52-46 for the title to capture its first championship in 46 years...In the three championship games, he scored 73 points, had 28 rebounds, and dished out 13 assists to earn MVP honors...Cardinal Hayes lost in the semifinals of the state championships to eventual champ Grady where he ended his senior year with 22 points and nine rebounds, where 13 of Cardinal Hayes' 19 halftime points were scored by Mashburn...**Received votes at every position when he was named "Mr. Basketball" in the state of New York...Named Player of the Year for New York by Newsday and was first-team All-New York by the New York Daily News and the New York Post**...Scored a career high 40 points against LaSalle High...Three-year starter and all-time leading scorer in Cardinal Hayes history...Named the top recruit in the SEC by Inside Sports...Coached by Tom Murray.

## CAT SCRATCHES

**Full Name:** Jamal Mashburn
**Birthdate:** November 29, 1972
**Place of Birth:** New York, N.Y.
**Parent:** Helen and Robert Mashburn
**Major:** Undecided
**High School Coach:** Tom Murray

**My nickname is:** Snap
**My hobbies are:** Music
**My favorite food is:** Everything
**My favorite TV show is:** The Cosby Show, In Living Color
**My favorite movie is:** Harlem Knights
**My favorite non-sports figure is:** Malcom X
**My favorite sports figure is:** Magic Johnson
**My favorite pro sports team:** L.A. Lakers
**My greatest moment was:** Winning high school championship
**If I were not playing college basketball I would be:** An accountant
**The best thing about being an athlete is:** The attention
**The toughest thing about being an athlete is:** The pressure
**Before a basketball game I:** Warm up
**When I want to get away from basketball I:** Listen to music
**College sports would be better if:** There were fewer rules
**The thing that impresses me most about Rick Pitino is:** His motivation
**The thing I like most about the University of Kentucky is:** The people
**If I had a million dollars I'd buy:** A lot of things for my family
**I'd like to be stranded on a desert island with:** My girlfriend
**My advice to youngsters is:** Stick with it



# HENRY THOMAS

# 21

**6-5 ▪ 170 ▪ FR ▪ G ▪ Clarksville, Tenn. (Clarksville)**

## 1989-90

Redshirted due to knee surgery for a torn anterior cruciate ligament, which occurred before he reported to UK.



## HIGH SCHOOL

Averaged 21.0 points, 7.0 rebounds and 3.0 assists per game his senior season to lead his team to a 27-5 record and a berth in the state playoffs...**Named All-District, All-County, and All-State as well as Converse All-America Honorable Mention**...Scored a career-high 34 points in the first game of the state tournament...**Nicknamed "the Blade" due to his thin build**...Scored 1,399 points in his high school career...Named District MVP and made the All-Region and All-District tournament teams...Shot 55.7% from the field and 41% from three-point range, and was a 90% free throw shooter...Averaged 22.6 points and four blocks per game his junior year before fracturing his ankle midway through the season...Coached by Ben Fendley.



## CAT SCRATCHES

Full Name: Henry Slack Thomas
Birthdate: February 8, 1971
Place of Birth: Nashville, Tenn.
Parent: McArthur and Charlotte West
Major: Communications
High School Coach: Ben Fendley

My nickname is: Hen
My hobbies are: Music and Nintendo
My favorite food is: Pizza
My favorite TV show is: The Andy Griffith Show
My favorite movie is: Total Recall
My favorite book is: Of mice and men
My favorite sports figure is: Michael Jordan
The person in history that I would most like to meet is: Julius Erving
My favorite pro sports team: Dallas Cowboys
My greatest moment was: Scoring all 19 of my team's fourth-quarter points in the regionals
My most embarrassing moment was: Airballing a free throw
If I were not playing college basketball I would be: Playing another college sport
When I played basketball as a kid I pretended I was: Dr. J
The best athlete I've played against was: Todd Day
The one thing I like most about basketball is: The action
The best thing about being an athlete is: Being in great shape
The toughest thing about being an athlete is: The pressure to do well
Before a basketball game I: Am a quiet person
When I want to get away from basketball I: Listen to music
College sports would be better if: We got paid
The thing that impresses me most about Rick Pitino is: His love for us and the game
The thing I like most about the University of Kentucky is: Everything
If I had a million dollars I'd buy: A new car
I'd like to be stranded on a desert island with: Vanessa Williams
My primary inspiration in sports was: Michael Jordan, "because he's great at everything."
My advice to youngsters is: Stay away from drugs

# 34 JOHN PELPHREY

**6-7 ▪ 197 ▪ JR ▪ G/F ▪ Paintsville, Ky. (Paintsville)**

## CAT SCRATCHES

**Full Name: John Leslie Pelphrey**
**Birthdate: July 18, 1968**
**Place of Birth: Chillicothe, Ohio**
**Parents: Jack and Jennie Pelphrey**
**Major: Marketing**
**High School Coach: Bill Runyon**

**My nickname is: Pel**
**My hobbies are: Golf and more golf**
**My favorite food is: Pizza**
**My favorite TV shows are: The Simpsons and Cheers**
**My favorite movie is: Patton**
**My favorite book is: Drive, by Larry Bird**
**My favorite non-sports figure is: David Letterman**
**My favorite sports figure is: Larry Bird**
**The person in history that I would most like to meet is: George Patton**
**My favorite pro sports team: Boston Celtics**
**My goal in life is to: To exceed my potential**
**My craziest ambition is to: Play in the PGA and be in the top 10 money winners**
**My greatest moments in life: Have been playing for UK**

### 1989-90

Solid performance as a sophomore—fourth in scoring (13.0), third in rebounding (5.3), second in blocks (21), tied for first in steals (61), and second in assists (76)...Started 26 of the 28 games...**Named to the Academic All-SEC team...**Finished in top five of the SEC in steals, with a 2.2 average...Scored double figures in 21 games...Named to the UKIT All-Tournament team...**Won UK's Student-Athlete of the Year, Best Playmaker and Mr. Deflection awards...Coach Pitino says he "wouldn't trade Pelphrey for any player in America".**



### 1988-89

Played in 22 games, earning a starting spot in one (vs. Iona in the Great Alaska Shootout); averaged 1.7 points, 1.0 rebounds per game...Missed eight games in the middle part of the season with a stress fracture of the left foot...Scored a career-high seven points in his first game as a Wildcat, playing 37 minutes against preseason No. 1 Duke...Played the Duke game and others at point guard for the injured Sean Sutton...Excellent shooter, he averaged 58.3% from the field and 40% from the three-point range...Stress fracture slowed his progress considerably; Averaged 14 minutes per game in 10 games before the injury, 5.2 minutes per game in 13 games afterwards...Redshirted during 1987-88 season.

### HIGH SCHOOL

Averaged 20.1 points, 10.5 rebounds and 3.4 assists for Paintsville High School as a senior in 1986-87...**Earned "Mr. Basketball" honors in Kentucky in 1986-87...**Led the Tigers to the semifinals of the state tournament as a senior...Earned All-State honors and was named to the first-team All-State Tournament squad in 1987...Led the Tigers to three regional titles after the school had not captured one in 52 years...Finished his four-year high school career with 2,477 points and 1,316 rebounds...Played in the Derby Classic and the Kentucky-Indiana All-Star games in the spring and summer of 1987. Wore the traditional number one in the Kentucky-Indiana series, signifying his title of Mr. Basketball...**Two-time All-State selection, three-time All-Region selection, four-time All-District selection and three-time All-Sweet 16 selection...**Member of the Kentucky Junior All-Stars team that played in Los Angeles and Las Vegas...Averaged 23.2 points and 11 rebounds per game in his six state tournament games...Excelled in high school baseball, earning All-State, All-Sectional and All-Region honors...Was a pitcher and a shortstop for the Tiger baseball squad. As a senior, he batted .429...In 1986 in baseball, he had an 11-2 record and a 1.77 ERA. The Tigers advanced to the state semifinals before losing to Lexington Tates Creek...Was a member of the Beta Club and the Student Council...Career highs were 32 points and 23 rebounds...Coached by Bill Runyon.

## CAREER HIGHS

| | | OPPONENT | DATE |
|---|---|---|---|
| Points Scored | 24 | S.W. La. | 12/23/89 |
| Field Goals Made | 7 | Three Times | |
| Field Goals Atts. | 17 | LSU | 1/13/90 |
| 3 pt. Goals Made | 5 | Kansas | 12/9/89 |
| 3 pt. Atts. | 11 | LSU | 1/13/90 |
| Free Throws Made | 7 | Indiana | 12/2/89 |
| Free Throws Atts. | 12 | Indiana | 12/2/89 |
| Rebounds | 9 | Tennessee | 2/21/90 |
| Assists | 8 | Vanderbilt | 1/6/90 |
| Turnovers | 5 | Three Times | |
| Bllocked Shots | 5 | Tennessee | 1/20/90 |
| Steals | 7 | LSU | 2/15/90 |

# JOHN PELPHREY

# 34




## CAT SCRATCHES

If I were not playing college basketball I would be: A 4.0 student in Med school

When I played basketball as a kid I pretended I was: Kyle Macy and Larry Bird

The best athlete I've played against was: Chris Jackson

The one thing I like most about basketball is: The competition

The toughest thing about being an athlete is: Going to school

Before a basketball game I: Concentrate on playing as hard as I can

When I want to get away from basketball I: Hang out with friends

The thing that impresses me most about Rick Pitino is: His desire to become greater

The thing I like most about the University of Kentucky is: It's the number one place in the country to play basketball

My primary inspiration in sports was: My family, "because my dreams were their dreams."

My advice to youngsters is: Always believe in yourself—If there is something that you want to acccomplish then you can.

## CAREER STATISTICS

| YEAR | G-S | MIN-AVG | FG-A | PCT | 3FG-A | PCT | FT-A | PCT | REB-AVG | PF-D | A | TO | BS | S | TP-AVG |
|---|---|---|---|---|---|---|---|---|---|---|---|---|---|---|---|
| 88-89 | 22-1 | 208-9.5 | 14-24 | 58.3 | 2-5 | 40.0 | 8-13 | 61.5 | 23-1.0 | 28-0 | 20 | 20 | 1 | 4 | 38-1.7 |
| 89-90 | 28-26 | 839-30.0 | 112-259 | 43.2 | 44-120 | 36.7 | 97-129 | 75.2 | 149-5.3 | 112-4 | 76 | 64 | 21 | 61 | 365-13.0 |
| **TOTAL** | **50-27** | **1047-20.9** | **126-283** | **44.5** | **46-125** | **36.8** | **105-142** | **73.9** | **172-3.4** | **140-4** | **96** | **84** | **22** | **65** | **403-8.1** |

# 11 SEAN WOODS

**6-3 ▪ 183 ▪ JR ▪ G ▪ Indianapolis, Ind. (Cathedral)**

## CAT SCRATCHES

**Full Name: Sean Lavell Woods**
**Birthdate: March 29, 1970**
**Place of Birth: East Chicago, Ind.**
**Parent: Mozell and Vicki Williams**
**Major: Social Work**
**High School Coach: Howard Renner**

**My nickname is: Boo**
**My hobbies are: Music and Kids**
**My favorite food is: Pizza**
**My favorite TV show is: The Cosby Show**
**My favorite movie is: House Party**
**My favorite book is: The Adventures of Huck Finn**
**My favorite sports figure is: Isiah Thomas**
**My favorite non-sports figure is: My mom**
**My favorite pro sports team: Detroit Pistons**
**My greatest moment was: My first college game**
**If I were not playing college basketball I would be: Playing baseball**
**When I played basketball as a kid I pretended I was: Dr. J**

### 1989-90

After sitting out 1988-89 as a Prop 48 casualty, started at point guard all but one game and averaged 9.1 points per game...**Led the SEC in assists, averaging 5.9 per game.**..Set the UK record for assists by a first-year player with 164...Committed only 77 turnovers in 726 minutes (one every 9.4 minutes)...**Had better than a 2-1 assist-turnover ratio (164 assists, 77 turnovers)**...Had an excellent UKIT, scoring 32 points and handing out 17 assists in two games...Fell two short of UK's single-game assists record when he had 12 assists vs. Tennessee Tech.





### HIGH SCHOOL

Two-year starter and three-year letterman at Indianapolis Cathedral High School...Averaged 18 points, 4 rebounds and 5.2 assists per game his senior season to lead his team to an 18-4 record and a ninth-place state finish....Named All-City, All-State and All-America Honorable Mention by Converse his senior year...He was also named to the Nike and AAU All-America teams...Played in both Indiana-Kentucky All-Star games...Was captain of his team his last two seasons...Averaged 15.3 points, 6.4 rebounds and 4.0 assists his junior year...Coached by Howard Renner.

## CAREER HIGHS

| | | OPPONENT | DATE |
|---|---|---|---|
| Points Scored | 20 | Florida | 1/10/90 |
| | | Miss. St. | 1/31/90 |
| Field Goals Made | 8 | Georgia | 2/3/90 |
| Field Goal Atts. | 12 | Miss. St. | 1/31/90 |
| | | Notre Dame | 3/5/90 |
| 3 pt. Goals Made | 2 | Portland | 12/22/89 |
| 3 pt. Atts | 3 | Portland | 12/22/89 |
| Free Throws Made | 12 | Florida | 1/10/90 |
| Free Throw Atts. | 16 | Florida | 1/10/90 |
| Rebounds | 6 | Portland | 12/22/89 |
| Assists | 12 | Tennessee Tech | 12/6/89 |
| Turnovers | 7 | Georgia | 2/3/90 |
| Steals | 5 | S.W. La. | 12/23/89 |

## CAREER STATISTICS

| YEAR | G-S | MIN-AVG | FG-A | PCT | 3FG-A | PCT | FT-A | PCT | REB-AVG | PF-D | A | TO | BS | S | TP-AVG |
|---|---|---|---|---|---|---|---|---|---|---|---|---|---|---|---|
| 89-90 | 28-27 | 726-25.9 | 97-199 | 48.7 | 4-14 | 28.6 | 56-86 | 65.1 | 63-2.3 | 93-2 | 164 | 77 | 2 | 48 | 254-9.1 |

# SEAN WOODS

# 11




## CAT SCRATCHES

The best athlete I've played against was: Sean Kemp
The one thing I like most about basketball is: It's fun
The best thing about being an athlete is: The opportunities
The toughest thing about being an athlete is: Living up to others' expectations
Before a basketball game I: Relax
When I want to get away from basketball I: Spend time with family and friends
College sports would be better if: Athletes were paid
The thing that impresses me most about Rick Pitino is: He is a great motivator
The thing I like most about the University of Kentucky is: The fans
If I had a million dollars I'd buy: A new car

# 42 CARLOS TOOMER

**6-4 ▪ 197 ▪ FR ▪ G ▪ Corinth, Miss. (Corinth)**

## HIGH SCHOOL

**Led squad to a 36-3 record his senior season and their second consecutive state championship**...Averaged 13.2 points, 6.6 rebounds, 3.3 assists and 1.8 steals while playing point guard for the first time in his career...Named first-team All-State, All-North Half, All-District and All-County his senior year...Averaged 10 points and five rebounds as a junior, one of five players to average in double figures...Coached by Johnny Mitchell.

## CAT SCRATCHES

**Full Name:** Carlos B. Toomer
**Birthdate:** July 9, 1972
**Place of Birth:** Valdosta, Ga.
**Parent:** Evo and Willie Toomer
**Major:** Undecided
**High School Coach:** Johnny Mitchell

**My favorite food is:** Pizza
**My favorite TV show is:** A Different World
**My favorite movie is:** Vision Quest
**My favorite sports figure is:** Michael Jordon
**My favorite pro sports team:** Chicago Bulls
**My goal in life is to:** Become successful in life
**If I were not playing college basketball I would be:** In college
**The best athlete I've played against was:** Marcus Moore
**The one thing I like most about basketball is:** Popularity
**The toughest thing about being an athlete is:** The hard work you put in it
**Before a basketball game I:** Think about what to do
**When I want to get away from basketball I:** Go walking late at night
**The thing that impresses me most about Rick Pitino is:** His dedication
**The thing I like most about the University of Kentucky is:** The fan support
**If I had a million dollars I'd buy:** Things my parents needed
**My advice to youngsters is:** To never give up ones goal in life no matter what other people tell you



# BEARUP, FORD

## TODD BEARUP

13

*6-5 210 SO G/F*
*London, Ky.*
*(Laurel County)*



### 1989-90

Returned to Utah State after a two-year Mormon mission to Seoul, South Korea... Played in two games the fall semester...Transferred to UK after the fall semester...**Will be eligible to play in Janaury 1991.**

### 1986-87

Appeared in 19 of 31 games for the Aggies...Averaged 1.9 points, 2.1 rebounds...Scored a career-high 12 points in a 15-minute outburst against Cal State Fullerton.

### HIGH SCHOOL

Averaged 19.0 points and 10 rebounds per game his senior season...**Led Laurel County to an 87-27 record and a state championship in 1983**...Started for three consecutive seasons...Named All-State his senior year...Shot 60.0% from the field and 67.0% from the free throw line...Coached by Chuck Broughton.

## TRAVIS FORD

5

*5-10 163 SO G*
*Madisonville, Ky.*
*(North Hopkins)*



### 1989-90

**At Missouri, selected to the UPI Big Eight Conference All-Freshman team and the UPI Big Eight Conference All-Bench team**...Averaged 6.4 points and 3.5 assists per game...Set individual season records for free throw percentage (89.6), assists by a freshman (105) and steals by a freshman (36)...Swiped a season-high five steals against Austin Peay...Tossed in a career-high 20 points against Kearney State...Started in seven games...**Transferred to UK at the beginning of the 1990 school year and will be eligible to play next season.**

### HIGH SCHOOL

Averaged 22.2 points, 5 assists, 3 steals and 4.3 rebounds to lead his South squad to a gold-medal finish in the 1990 United States Olympic Festival... Averaged 31.7 points and 8 assists as a senior at North Hopkins High...Guided the Maroons to their third straight regional championship...Named Western Kentucky Player of the Year twice...Only second player in school history to have jersey retired...**Holds school career records with points (2,676), assists (677), three-point goals (226), games played (128), consecutive games scoring in double figures (68) and free throw percentage (85%)**...Led his team with 19 points in the McDonald's Capitol Classic...Named MVP of Kentucky Derby Festival...Guided the Maroons to a 106-22 record during his tenure...active in Key Club and Fellowship of Christian Athletes...Coached by Don Parson.

## CAT SCRATCHES

**Full Name: Todd Stuart Bearup**
**Birthdate: March 25, 1967**
**Place of Birth: American Falls, Idaho**
**Parents: Charles Bearup Jr. and Linda Sutterfield**
**Major: Finance**
**High School Coach: Chuck Broughton**

**Full Name: Travis Shane Ford**
**Birthdate: December 29, 1969**
**Place of Birth: Murray, Ky .**
**Parents: Eddie and Pat Ford**
**Major: Undecided**
**High School Coach: Don Parson**

# BRADDY, COOPER, PARKS

## CAT SCRATCHES

**Full Name: Nehemiah Braddy Jr.**
**Birthdate: October 4, 1971**
**Place of Birth: Jacksonville, Fla.**
**Parents: Nehemiah (Sr) and Catherine Braddy**
**Major: Advertising**
**High School Coach: Bill Hayward**

**Full Name: Philip Anthony Cooper**
**Birthdate: October 17, 1971**
**Place of Birth: Nashville, Tenn.**
**Parents: Dr. Philip and Connie Cooper**
**Major: Undeclared**
**High School Coach: Louis Jenkins**

**Full Name: Michael Andrew Parks**
**Birthdate: October 30, 1960**
**Place of Birth: Louisville, Ky.**
**Parents: Lloyd and Sandra Parks**
**Major: Business**
**High School Coach: Dean Hobbbs**

## NEHEMIAH BRADDY

**23**

*6-3 190 SO G*
*Jacksonville, Fla.*
*(Middleburg)*

**1989-90**

**Played in 20 of 28 games, the most of all the walk-ons**...Hit a three-pointer vs. Furman that allowed UK to tie the NCAA record for three-pointers made in a game...Was the third-leading scorer in UK's five preseason Blue/White scrimmages, averaging 28.6 points and 6.6 rebounds per game.



### HIGH SCHOOL

Averaged 25.8 points, 8.6 rebounds and 2.7 assists his senior year...**Earned All-City, All-County and All-District honors**...Three-year starter and team captain...Played baseball all four years of high school...Played on the Jacksonville AAU team that finished fourth in the national tournament...Scored a career-high 41 points against Palatka High School...Coached by Bill Hayward.

## TONY COOPER

**20**

*5-9 150 SO G*
*Savannah, Ga.*
*(Windsor Forest)*

**1989-90**

**Played in twelve games last season**...Saw his first action vs. Mississippi State in Lexington.



### HIGH SCHOOL

Averaged 10 points, 4 rebounds, 7.8 assists, and 5 steals...Had a career-high 15 points vs. Jenkins High School...**Earned All-Region honors as a junior**...Made All-Tournament team in the Joe Greene Classic (Christmas tournament), which his team won...Led his team to the state quarterfinals two consecutive years...Coached by his uncle, Louis Jenkins.

## MICHAEL PARKS

**30**

*6-3 180 SR G*
*Irvington, Ky.*
*(Breckinridge Co.)*

**1989-90**

**Saw action in 13 games**...Saw his first action vs. Indiana...scored 40 points in UK's preseason Blue/White scrimmages.



### HIGH SCHOOL

Earned All-District honors as a senior...Scored a career-high 18 points vs. Meade County...Played basketball all four years, lettered his last two...**Guided his high school team to the district championship his senior year**...Team captain as a senior...Played baseball all four years in high school.

# PLAYER CAREER GAME-BY-GAME STATISTICS

## JEFF BRASSOW

*89-90*

| OPPONENT | FG/A | | PCT | 3PT/A | | PCT | FT/A | | PCT | Rebounds O | D | T | AS | ST | TO | PF | BLK | MIN. | PTS |
|---|---|---|---|---|---|---|---|---|---|---|---|---|---|---|---|---|---|---|---|
| OHIO | 2 | 4 | 50.0 | 1 | 2 | 50.0 | 0 | 0 | 0.0 | 2 | 1 | 3 | 0 | 0 | 0 | 3 | 0 | 13 | 5 |
| Indiana | 0 | 3 | 0.0 | 0 | 1 | 0.0 | 0 | 0 | 0.0 | 0 | 0 | 0 | 1 | 0 | 1 | 1 | 0 | 11 | 0 |
| MISSISSIPPI ST. | 3 | 7 | 42.9 | 1 | 2 | 50.0 | 2 | 2 | 100.0 | 2 | 6 | 8 | 1 | 1 | 1 | 4 | 1 | 18 | 9 |
| TENNESSEE TECH | 8 | 14 | 57.1 | 4 | 7 | 57.1 | 0 | 0 | 0.0 | 3 | 3 | 6 | 3 | 1 | 4 | 4 | 0 | 21 | 20 |
| Kansas | 0 | 3 | 0.0 | 0 | 3 | 0.0 | 1 | 2 | 50.0 | 0 | 3 | 3 | 0 | 0 | 2 | 4 | 0 | 17 | 1 |
| FURMAN | 4 | 10 | 40.0 | 2 | 7 | 28.6 | 1 | 2 | 50.0 | 3 | 3 | 6 | 3 | 4 | 2 | 5 | 0 | 20 | 11 |
| Portland | 1 | 4 | 25.0 | 0 | 1 | 0.0 | 2 | 2 | 100.0 | 0 | 2 | 2 | 1 | 1 | 1 | 3 | 0 | 13 | 4 |
| SOUTHWEST LA. | 7 | 14 | 50.0 | 4 | 10 | 40.0 | 0 | 0 | 0.0 | 5 | 3 | 8 | 2 | 3 | 1 | 3 | 1 | 21 | 18 |
| NORTH CAROLINA | 1 | 7 | 14.3 | 0 | 4 | 0.0 | 0 | 0 | 0.0 | 1 | 4 | 5 | 0 | 3 | 1 | 5 | 2 | 22 | 2 |
| LOUISVILLE | 3 | 7 | 42.9 | 0 | 1 | 0.0 | 0 | 0 | 0.0 | 1 | 1 | 2 | 1 | 1 | 1 | 4 | 0 | 19 | 6 |
| Georgia | 1 | 3 | 33.3 | 1 | 3 | 33.3 | 0 | 0 | 0.0 | 0 | 2 | 2 | 1 | 2 | 1 | 6 | 0 | 25 | 3 |
| Vanderbilt | 5 | 11 | 45.5 | 2 | 6 | 33.3 | 3 | 4 | 75.0 | 5 | 1 | 6 | 0 | 3 | 0 | 1 | 0 | 20 | 15 |
| FLORIDA | 1 | 4 | 25.0 | 0 | 2 | 0.0 | 1 | 3 | 33.3 | 3 | 4 | 7 | 2 | 1 | 0 | 0 | 1 | 15 | 3 |
| Louisiana St. | 9 | 17 | 52.9 | 7 | 11 | 63.6 | 0 | 0 | 0.0 | 4 | 0 | 4 | 1 | 5 | 1 | 3 | 2 | 21 | 25 |
| ALABAMA | 2 | 6 | 33.3 | 2 | 4 | 50.0 | 0 | 0 | 0.0 | 0 | 2 | 2 | 2 | 0 | 1 | 4 | 0 | 18 | 6 |
| TENNESSEE | 0 | 3 | 0.0 | 0 | 3 | 0.0 | 0 | 0 | 0.0 | 0 | 0 | 0 | 1 | 0 | 0 | 3 | 0 | 8 | 0 |
| Auburn | 0 | 1 | 0.0 | 0 | 0 | 0.0 | 0 | 0 | 0.0 | 1 | 3 | 4 | 0 | 0 | 0 | 0 | 0 | 13 | 0 |
| OLE MISS | 5 | 10 | 50.0 | 0 | 1 | 0.0 | 4 | 6 | 66.7 | 2 | 1 | 3 | 0 | 3 | 1 | 4 | 0 | 18 | 14 |
| Mississippi St. | 4 | 5 | 80.0 | 1 | 1 | 100.0 | 0 | 0 | 0.0 | 0 | 1 | 1 | 0 | 0 | 1 | 1 | 0 | 16 | 9 |
| GEORGIA | 1 | 4 | 25.0 | 1 | 1 | 100.0 | 1 | 2 | 50.0 | 4 | 2 | 6 | 2 | 2 | 3 | 3 | 0 | 22 | 4 |
| VANDERBILT | 1 | 5 | 20.0 | 0 | 3 | 0.0 | 0 | 0 | 0.0 | 1 | 2 | 3 | 0 | 1 | 0 | 2 | 2 | 18 | 2 |
| Florida | 0 | 0 | 0.0 | 0 | 0 | 0.0 | 0 | 0 | 0.0 | 2 | 4 | 6 | 2 | 1 | 1 | 0 | 0 | 19 | 0 |
| LOUISIANA ST. | 1 | 4 | 25.0 | 1 | 2 | 50.0 | 1 | 2 | 50.0 | 2 | 4 | 6 | 1 | 2 | 1 | 5 | 1 | 11 | 4 |
| ALABAMA | 3 | 6 | 50.0 | 0 | 1 | 0.0 | 0 | 0 | 0.0 | 1 | 2 | 3 | 0 | 1 | 0 | 3 | 0 | 20 | 6 |
| TENNESSEE | 2 | 4 | 50.0 | 0 | 1 | 0.0 | 1 | 2 | 50.0 | 0 | 1 | 1 | 0 | 2 | 0 | 3 | 0 | 12 | 5 |
| AUBURN | 3 | 6 | 50.0 | 2 | 4 | 50.0 | 2 | 2 | 100.0 | 0 | 1 | 1 | 2 | 1 | 0 | 3 | 0 | 16 | 10 |
| Ole Miss | 1 | 5 | 20.0 | 1 | 4 | 25.0 | 0 | 0 | 0.0 | 0 | 0 | 0 | 0 | 1 | 0 | 1 | 0 | 14 | 3 |
| Notre Dame | 2 | 3 | 66.7 | 2 | 3 | 66.7 | 0 | 0 | 0.0 | 0 | 0 | 0 | 0 | 0 | 0 | 3 | 0 | 13 | 6 |

## JOHNATHON DAVIS

*88-89*

| OPPONENT | FG/A | | PCT | 3PT/A | | PCT | FT/A | | PCT | Rebounds O | D | T | AS | ST | TO | PF | BLK | MIN. | PTS |
|---|---|---|---|---|---|---|---|---|---|---|---|---|---|---|---|---|---|---|---|
| Notre Dame | 0 | 0 | 0.0 | 0 | 0 | 0.0 | 0 | 0 | 0.0 | 0 | 0 | 0 | 0 | 0 | 0 | 0 | 0 | 1 | 0 |
| NORTHWESTERN ST. | 0 | 0 | 0.0 | 0 | 0 | 0.0 | 0 | 0 | 0.0 | 1 | 0 | 1 | 0 | 1 | 2 | 0 | 0 | 2 | 0 |
| WESTERN CAROLINA | 0 | 1 | 0.0 | 0 | 0 | 0.0 | 0 | 0 | 0.0 | 1 | 0 | 1 | 0 | 0 | 1 | 1 | 0 | 4 | 0 |
| BOWLING GREEN | 0 | 0 | 0.0 | 0 | 0 | 0.0 | 0 | 0 | 0.0 | 0 | 0 | 0 | 0 | 0 | 0 | 0 | 0 | 0 | 0 |
| MARSHALL | 0 | 0 | 0.0 | 0 | 0 | 0.0 | 0 | 0 | 0.0 | 0 | 0 | 0 | 0 | 0 | 0 | 0 | 0 | 0 | 0 |
| INDIANA | 0 | 0 | 0.0 | 0 | 0 | 0.0 | 0 | 0 | 0.0 | 0 | 1 | 1 | 0 | 0 | 1 | 0 | 0 | 1 | 0 |
| AUSTIN PEAY | 0 | 0 | 0.0 | 0 | 0 | 0.0 | 0 | 0 | 0.0 | 0 | 0 | 0 | 0 | 0 | 0 | 0 | 0 | 0 | 0 |
| GEORGIA | 0 | 0 | 0.0 | 0 | 0 | 0.0 | 0 | 0 | 0.0 | 0 | 0 | 0 | 0 | 0 | 0 | 0 | 0 | 0 | 0 |
| VANDERBILT | 0 | 0 | 0.0 | 0 | 0 | 0.0 | 0 | 0 | 0.0 | 0 | 0 | 0 | 0 | 0 | 0 | 0 | 0 | 0 | 0 |
| LOUISIANA ST. | 0 | 0 | 0.0 | 0 | 0 | 0.0 | 0 | 0 | 0.0 | 0 | 0 | 0 | 0 | 0 | 0 | 0 | 0 | 0 | 0 |
| Alabama | 1 | 1 | 100.0 | 0 | 0 | 0.0 | 0 | 0 | 0.0 | 1 | 0 | 1 | 0 | 0 | 0 | 1 | 0 | 2 | 2 |
| Tennessee | 0 | 0 | 0.0 | 0 | 0 | 0.0 | 0 | 0 | 0.0 | 0 | 0 | 0 | 0 | 0 | 1 | 0 | 0 | 1 | 0 |
| AUBURN | 0 | 2 | 0.0 | 0 | 0 | 0.0 | 1 | 2 | 50.0 | 2 | 3 | 5 | 0 | 0 | 1 | 3 | 0 | 8 | 1 |
| MISSISSIPPI ST. | 0 | 0 | 0.0 | 0 | 0 | 0.0 | 0 | 0 | 0.0 | 0 | 0 | 0 | 0 | 0 | 0 | 0 | 0 | 0 | 0 |
| Georgia | 0 | 0 | 0.0 | 0 | 0 | 0.0 | 0 | 0 | 0.0 | 0 | 0 | 0 | 0 | 0 | 1 | 0 | 0 | 1 | 0 |
| Vanderbilt | 0 | 0 | 0.0 | 0 | 0 | 0.0 | 0 | 0 | 0.0 | 0 | 0 | 0 | 0 | 0 | 0 | 1 | 0 | 3 | 0 |
| FLORIDA | 0 | 0 | 0.0 | 0 | 0 | 0.0 | 0 | 0 | 0.0 | 0 | 0 | 0 | 0 | 0 | 0 | 0 | 0 | 0 | 0 |
| Louisiana St. | 0 | 0 | 0.0 | 0 | 0 | 0.0 | 2 | 2 | 100.0 | 2 | 3 | 5 | 0 | 0 | 1 | 0 | 1 | 2 | 2 |
| ALABAMA | 0 | 0 | 0.0 | 0 | 0 | 0.0 | 0 | 0 | 0.0 | 0 | 0 | 0 | 0 | 0 | 0 | 0 | 0 | 0 | 0 |
| TENNESSEE | 0 | 0 | 0.0 | 0 | 0 | 0.0 | 0 | 0 | 0.0 | 0 | 0 | 0 | 0 | 0 | 0 | 0 | 0 | 0 | 0 |
| OLE MISS | 0 | 0 | 0.0 | 0 | 0 | 0.0 | 0 | 0 | 0.0 | 0 | 1 | 1 | 0 | 0 | 0 | 1 | 0 | 1 | 0 |
| Vanderbilt | 0 | 0 | 0.0 | 0 | 0 | 0.0 | 0 | 0 | 0.0 | 0 | 1 | 1 | 0 | 0 | 0 | 1 | 0 | 1 | 0 |

*89-90*

| OPPONENT | FG/A | | PCT | 3PT/A | | PCT | FT/A | | PCT | Rebounds O | D | T | AS | ST | TO | PF | BLK | MIN. | PTS |
|---|---|---|---|---|---|---|---|---|---|---|---|---|---|---|---|---|---|---|---|
| OHIO | 2 | 4 | 50.0 | 0 | 0 | 0.0 | 0 | 1 | 0.0 | 1 | 0 | 1 | 0 | 1 | 0 | 0 | 1 | 8 | 4 |
| Indiana | 0 | 0 | 0.0 | 0 | 0 | 0.0 | 0 | 0 | 0.0 | 0 | 1 | 1 | 0 | 2 | 0 | 4 | 2 | 12 | 0 |
| MISSISSIPPI ST. | 0 | 3 | 0.0 | 0 | 1 | 0.0 | 0 | 0 | 0.0 | 2 | 0 | 2 | 1 | 0 | 0 | 2 | 0 | 7 | 0 |
| TENNESSEE TECH | 1 | 2 | 50.0 | 0 | 0 | 0.0 | 2 | 3 | 66.7 | 1 | 2 | 3 | 1 | 0 | 2 | 5 | 0 | 14 | 4 |
| Kansas | 0 | 4 | 0.0 | 0 | 0 | 0.0 | 0 | 0 | 0.0 | 2 | 0 | 2 | 1 | 0 | 1 | 5 | 0 | 8 | 0 |
| FURMAN | 3 | 4 | 75.0 | 0 | 1 | 0.0 | 0 | 1 | 0.0 | 2 | 4 | 6 | 0 | 0 | 1 | 5 | 3 | 15 | 6 |
| Portland | 2 | 6 | 33.3 | 0 | 0 | 0.0 | 0 | 0 | 0.0 | 5 | 1 | 6 | 0 | 1 | 1 | 1 | 2 | 10 | 4 |
| SOUTHWEST LA. | 3 | 7 | 42.9 | 0 | 0 | 0.0 | 1 | 2 | 50.0 | 3 | 6 | 9 | 0 | 1 | 0 | 4 | 1 | 22 | 7 |
| NORTH CAROLINA | 1 | 3 | 33.3 | 0 | 0 | 0.0 | 0 | 0 | 0.0 | 3 | 2 | 5 | 0 | 1 | 0 | 1 | 0 | 8 | 2 |
| LOUISVILLE | 0 | 1 | 0.0 | 0 | 0 | 0.0 | 0 | 0 | 0.0 | 0 | 0 | 0 | 0 | 0 | 0 | 0 | 0 | 1 | 0 |
| Georgia | 0 | 2 | 0.0 | 0 | 0 | 0.0 | 0 | 0 | 0.0 | 1 | 1 | 2 | 0 | 0 | 1 | 6 | 0 | 10 | 0 |
| Vanderbilt | 1 | 2 | 50.0 | 0 | 0 | 0.0 | 0 | 1 | 0.0 | 1 | 0 | 1 | 0 | 0 | 1 | 2 | 1 | 10 | 2 |
| FLORIDA | 0 | 1 | 0.0 | 0 | 0 | 0.0 | 0 | 0 | 0.0 | 0 | 0 | 0 | 0 | 0 | 0 | 3 | 0 | 1 | 0 |
| Louisiana St. | 0 | 0 | 0.0 | 0 | 0 | 0.0 | 0 | 0 | 0.0 | 0 | 1 | 1 | 0 | 0 | 1 | 0 | 0 | 2 | 0 |
| ALABAMA | 0 | 0 | 0.0 | 0 | 0 | 0.0 | 0 | 0 | 0.0 | 1 | 0 | 1 | 0 | 0 | 1 | 2 | 0 | 5 | 0 |
| TENNESSEE | 0 | 0 | 0.0 | 0 | 0 | 0.0 | 0 | 0 | 0.0 | 0 | 0 | 0 | 0 | 0 | 0 | 1 | 0 | 2 | 0 |
| Auburn | 0 | 0 | 0.0 | 0 | 0 | 0.0 | 0 | 0 | 0.0 | 0 | 3 | 3 | 0 | 0 | 1 | 3 | 1 | 7 | 0 |
| OLE MISS | 0 | 0 | 0.0 | 0 | 0 | 0.0 | 0 | 0 | 0.0 | 0 | 0 | 0 | 0 | 0 | 0 | 1 | 0 | 1 | 0 |
| Mississippi St. | 0 | 0 | 0.0 | 0 | 0 | 0.0 | 0 | 0 | 0.0 | 0 | 0 | 0 | 0 | 0 | 0 | 0 | 0 | 1 | 0 |
| GEORGIA | 0 | 0 | 0.0 | 0 | 0 | 0.0 | 0 | 0 | 0.0 | 0 | 0 | 0 | 0 | 0 | 0 | 1 | 0 | 3 | 0 |
| VANDERBILT | 0 | 0 | 0.0 | 0 | 0 | 0.0 | 0 | 0 | 0.0 | 0 | 0 | 0 | 0 | 0 | 0 | 0 | 0 | 1 | 0 |
| Florida | 1 | 1 | 100.0 | 0 | 0 | 0.0 | 0 | 0 | 0.0 | 1 | 0 | 1 | 0 | 0 | 1 | 1 | 0 | 8 | 2 |
| LOUISIANA ST. | 0 | 0 | 0.0 | 0 | 0 | 0.0 | 0 | 0 | 0.0 | 0 | 0 | 0 | 0 | 0 | 0 | 0 | 0 | 0 | 0 |
| ALABAMA | 1 | 3 | 33.3 | 0 | 0 | 0.0 | 3 | 4 | 75.0 | 1 | 3 | 4 | 0 | 0 | 3 | 3 | 0 | 15 | 5 |
| AUBURN | 0 | 0 | 0.0 | 0 | 0 | 0.0 | 0 | 0 | 0.0 | 0 | 0 | 0 | 0 | 0 | 0 | 0 | 0 | 1 | 0 |
| Ole Miss | 0 | 0 | 0.0 | 0 | 0 | 0.0 | 0 | 0 | 0.0 | 0 | 0 | 0 | 0 | 0 | 0 | 0 | 0 | 3 | 0 |
| Notre Dame | 0 | 0 | 0.0 | 0 | 0 | 0.0 | 0 | 0 | 0.0 | 0 | 0 | 0 | 0 | 0 | 0 | 0 | 0 | 3 | 0 |

## RICHIE FARMER

*88-89*

| OPPONENT | FG/A | | PCT | 3PT/A | | PCT | FT/A | | PCT | Rebounds O | D | T | AS | ST | TO | PF | BLK | MIN. | PTS |
|---|---|---|---|---|---|---|---|---|---|---|---|---|---|---|---|---|---|---|---|
| DUKE | 0 | 1 | 0.0 | 0 | 1 | 0.0 | 0 | 0 | 0.0 | 0 | 0 | 0 | 0 | 0 | 1 | 1 | 0 | 7 | 0 |
| Iona | 0 | 1 | 0.0 | 0 | 1 | 0.0 | 0 | 0 | 0.0 | 0 | 0 | 0 | 1 | 0 | 0 | 0 | 0 | 3 | 0 |
| California | 0 | 1 | 0.0 | 0 | 1 | 0.0 | 0 | 0 | 0.0 | 0 | 0 | 0 | 1 | 0 | 0 | 0 | 0 | 4 | 0 |
| Notre Dame | 0 | 1 | 0.0 | 0 | 0 | 0.0 | 2 | 2 | 100.0 | 0 | 1 | 1 | 0 | 0 | 0 | 2 | 0 | 3 | 2 |
| NORTHWESTERN ST. | 2 | 6 | 33.3 | 2 | 5 | 40.0 | 4 | 5 | 80.0 | 0 | 1 | 1 | 0 | 0 | 0 | 1 | 0 | 20 | 10 |
| WESTERN CAROLINA | 6 | 9 | 66.7 | 3 | 4 | 75.0 | 0 | 0 | 0.0 | 1 | 3 | 4 | 1 | 0 | 0 | 0 | 0 | 19 | 15 |
| BOWLING GREEN | 4 | 12 | 33.3 | 3 | 7 | 42.9 | 1 | 2 | 50.0 | 0 | 0 | 0 | 0 | 1 | 0 | 2 | 0 | 24 | 12 |

# PLAYER CAREER GAME-BY-GAME STATISTICS

| OPPONENT | FG/A | | PCT | 3PT/A | | PCT | FT/A | | PCT | Rebounds O | D | T | AS | ST | TO | PF | BLK | MIN. | PTS |
|---|---|---|---|---|---|---|---|---|---|---|---|---|---|---|---|---|---|---|---|
| MARSHALL | 2 | 4 | 50.0 | 1 | 3 | 33.3 | 7 | 7 | 100.0 | 0 | 0 | 0 | 0 | 0 | 0 | 3 | 0 | 24 | 12 |
| INDIANA | 1 | 9 | 11.1 | 0 | 5 | 0.0 | 0 | 0 | 0.0 | 3 | 2 | 5 | 3 | 0 | 0 | 3 | 0 | 19 | 2 |
| AUSTIN PEAY | 0 | 3 | 0.0 | 0 | 2 | 0.0 | 1 | 2 | 50.0 | 0 | 1 | 1 | 1 | 1 | 2 | 1 | 0 | 12 | 1 |
| Louisville | 0 | 0 | 0.0 | 0 | 0 | 0.0 | 0 | 0 | 0.0 | 0 | 0 | 0 | 0 | 0 | 1 | 0 | 0 | 2 | 0 |
| GEORGIA | 0 | 1 | 0.0 | 0 | 0 | 0.0 | 0 | 0 | 0.0 | 0 | 0 | 0 | 0 | 0 | 0 | 0 | 0 | 5 | 0 |
| VANDERBILT | 0 | 1 | 0.0 | 0 | 1 | 0.0 | 0 | 0 | 0.0 | 0 | 0 | 0 | 0 | 0 | 0 | 0 | 0 | 6 | 0 |
| LOUISIANA ST. | 0 | 1 | 0.0 | 0 | 1 | 0.0 | 0 | 0 | 0.0 | 0 | 2 | 2 | 0 | 0 | 0 | 0 | 0 | 2 | 0 |
| Alabama | 1 | 2 | 50.0 | 1 | 2 | 50.0 | 0 | 0 | 0.0 | 0 | 0 | 0 | 0 | 0 | 0 | 2 | 0 | 5 | 3 |
| Tennessee | 0 | 0 | 0.0 | 0 | 0 | 0.0 | 0 | 0 | 0.0 | 0 | 0 | 0 | 0 | 0 | 1 | 0 | 0 | 2 | 0 |
| AUBURN | 2 | 5 | 40.0 | 1 | 3 | 33.3 | 2 | 2 | 100.0 | 0 | 1 | 1 | 1 | 0 | 1 | 0 | 0 | 15 | 7 |
| Ole Miss | 1 | 2 | 50.0 | 1 | 2 | 50.0 | 0 | 0 | 0.0 | 0 | 0 | 0 | 0 | 0 | 0 | 0 | 0 | 4 | 3 |
| MISSISSIPPI ST. | 0 | 4 | 0.0 | 0 | 3 | 0.0 | 2 | 2 | 100.0 | 0 | 1 | 1 | 1 | 2 | 1 | 0 | 0 | 10 | 2 |
| Georgia | 1 | 2 | 50.0 | 1 | 2 | 50.0 | 0 | 0 | 0.0 | 0 | 0 | 0 | 0 | 0 | 1 | 1 | 0 | 4 | 3 |
| Vanderbilt | 0 | 4 | 0.0 | 0 | 1 | 0.0 | 0 | 0 | 0.0 | 0 | 0 | 0 | 0 | 1 | 0 | 0 | 0 | 11 | 0 |
| FLORIDA | 1 | 1 | 100.0 | 0 | 0 | 0.0 | 0 | 0 | 0.0 | 0 | 2 | 2 | 0 | 0 | 2 | 0 | 0 | 5 | 2 |
| ALABAMA | 0 | 0 | 0.0 | 0 | 0 | 0.0 | 0 | 0 | 0.0 | 0 | 0 | 0 | 0 | 0 | 0 | 0 | 0 | 0 | 0 |
| Auburn | 0 | 1 | 0.0 | 0 | 0 | 0.0 | 0 | 0 | 0.0 | 0 | 0 | 0 | 0 | 0 | 0 | 0 | 0 | 2 | 0 |
| TENNESSEE | 0 | 2 | 0.0 | 0 | 2 | 0.0 | 3 | 4 | 75.0 | 0 | 0 | 0 | 0 | 0 | 1 | 1 | 0 | 12 | 3 |
| OLE MISS | 1 | 3 | 33.3 | 1 | 3 | 33.3 | 0 | 0 | 0.0 | 0 | 0 | 0 | 0 | 0 | 0 | 0 | 0 | 5 | 3 |
| Mississippi St. | 1 | 2 | 50.0 | 1 | 1 | 100.0 | 2 | 2 | 100.0 | 0 | 0 | 0 | 0 | 0 | 0 | 1 | 0 | 9 | 5 |
| Vanderbilt | 0 | 4 | 0.0 | 0 | 3 | 0.0 | 0 | 0 | 0.0 | 0 | 0 | 0 | 0 | 0 | 1 | 0 | 0 | 10 | 0 |

*89-90*

| OPPONENT | FG/A | | PCT | 3PT/A | | PCT | FT/A | | PCT | Rebounds O | D | T | AS | ST | TO | PF | BLK | MIN. | PTS |
|---|---|---|---|---|---|---|---|---|---|---|---|---|---|---|---|---|---|---|---|
| OHIO | 1 | 6 | 16.7 | 1 | 5 | 20.0 | 0 | 0 | 0.0 | 0 | 2 | 2 | 2 | 1 | 1 | 1 | 0 | 21 | 3 |
| Indiana | 2 | 4 | 50.0 | 0 | 0 | 0.0 | 3 | 3 | 100.0 | 1 | 2 | 3 | 4 | 0 | 1 | 0 | 0 | 21 | 7 |
| MISSISSIPPI ST. | 2 | 4 | 50.0 | 0 | 2 | 0.0 | 3 | 3 | 100.0 | 1 | 0 | 1 | 0 | 0 | 1 | 2 | 0 | 14 | 7 |
| TENNESSEE TECH | 1 | 5 | 20.0 | 1 | 3 | 33.3 | 4 | 4 | 100.0 | 0 | 1 | 1 | 3 | 2 | 0 | 2 | 0 | 12 | 7 |
| Kansas | 6 | 8 | 75.0 | 4 | 4 | 100.0 | 3 | 4 | 75.0 | 0 | 2 | 2 | 5 | 1 | 4 | 2 | 0 | 21 | 19 |
| FURMAN | 4 | 8 | 50.0 | 4 | 7 | 57.1 | 1 | 2 | 50.0 | 0 | 3 | 3 | 5 | 3 | 2 | 1 | 0 | 17 | 13 |
| Portland | 0 | 4 | 0.0 | 0 | 2 | 0.0 | 0 | 0 | 0.0 | 0 | 1 | 1 | 0 | 1 | 3 | 0 | 0 | 11 | 0 |
| SOUTHWEST LA. | 1 | 5 | 20.0 | 1 | 5 | 20.0 | 0 | 0 | 0.0 | 0 | 0 | 0 | 2 | 0 | 0 | 1 | 0 | 17 | 3 |
| NORTH CAROLINA | 7 | 14 | 50.0 | 4 | 9 | 44.4 | 3 | 3 | 100.0 | 0 | 1 | 1 | 6 | 2 | 2 | 4 | 0 | 29 | 21 |
| LOUISVILLE | 4 | 7 | 57.1 | 2 | 4 | 50.0 | 0 | 0 | 0.0 | 0 | 1 | 1 | 9 | 3 | 2 | 2 | 0 | 19 | 10 |
| Georgia | 0 | 2 | 0.0 | 0 | 1 | 0.0 | 0 | 0 | 0.0 | 0 | 2 | 2 | 1 | 0 | 0 | 2 | 0 | 15 | 0 |
| Vanderbilt | 2 | 7 | 28.6 | 1 | 3 | 33.3 | 0 | 0 | 0.0 | 1 | 6 | 7 | 5 | 0 | 1 | 2 | 0 | 28 | 5 |
| FLORIDA | 2 | 3 | 66.7 | 1 | 2 | 50.0 | 0 | 0 | 0.0 | 0 | 1 | 1 | 0 | 0 | 0 | 1 | 0 | 8 | 5 |
| Louisiana St. | 2 | 7 | 28.6 | 2 | 7 | 28.6 | 2 | 2 | 100.0 | 0 | 2 | 2 | 3 | 2 | 2 | 2 | 0 | 27 | 8 |
| ALABAMA | 1 | 4 | 25.0 | 0 | 2 | 0.0 | 2 | 2 | 100.0 | 1 | 1 | 2 | 2 | 2 | 1 | 0 | 0 | 18 | 4 |
| TENNESSEE | 4 | 10 | 40.0 | 2 | 7 | 28.6 | 0 | 0 | 0.0 | 0 | 1 | 1 | 7 | 4 | 5 | 1 | 0 | 23 | 10 |
| Auburn | 1 | 3 | 33.3 | 1 | 2 | 50.0 | 0 | 0 | 0.0 | 0 | 1 | 1 | 2 | 0 | 0 | 1 | 0 | 10 | 3 |
| OLE MISS | 2 | 7 | 28.6 | 0 | 3 | 0.0 | 7 | 10 | 70.0 | 2 | 1 | 3 | 2 | 1 | 0 | 1 | 0 | 23 | 11 |
| Mississippi St. | 3 | 3 | 100.0 | 2 | 2 | 100.0 | 2 | 2 | 100.0 | 1 | 1 | 2 | 1 | 0 | 3 | 2 | 0 | 15 | 10 |
| GEORGIA | 1 | 5 | 20.0 | 1 | 4 | 25.0 | 3 | 4 | 75.0 | 1 | 1 | 2 | 1 | 1 | 1 | 3 | 0 | 8 | 6 |
| VANDERBILT | 2 | 6 | 33.3 | 0 | 4 | 0.0 | 2 | 3 | 66.7 | 0 | 4 | 4 | 3 | 3 | 1 | 3 | 0 | 19 | 6 |
| Florida | 2 | 5 | 40.0 | 1 | 2 | 50.0 | 0 | 0 | 0.0 | 0 | 1 | 1 | 3 | 1 | 0 | 2 | 0 | 14 | 5 |
| LOUISIANA ST. | 1 | 7 | 14.3 | 0 | 5 | 0.0 | 8 | 8 | 100.0 | 0 | 2 | 2 | 1 | 1 | 0 | 3 | 0 | 21 | 10 |
| ALABAMA | 3 | 6 | 50.0 | 1 | 4 | 25.0 | 1 | 2 | 50.0 | 0 | 1 | 1 | 0 | 2 | 1 | 0 | 0 | 19 | 8 |
| TENNESSEE | 2 | 4 | 50.0 | 1 | 2 | 50.0 | 4 | 4 | 100.0 | 0 | 1 | 1 | 3 | 0 | 3 | 2 | 1 | 16 | 9 |
| AUBURN | 1 | 4 | 25.0 | 1 | 3 | 33.3 | 2 | 3 | 66.7 | 0 | 0 | 0 | 2 | 1 | 2 | 3 | 1 | 14 | 5 |
| Ole Miss | 0 | 1 | 0.0 | 0 | 1 | 0.0 | 0 | 0 | 0.0 | 0 | 1 | 1 | 1 | 0 | 3 | 0 | 0 | 11 | 0 |
| Notre Dame | 0 | 0 | 0.0 | 0 | 0 | 0.0 | 0 | 0 | 0.0 | 0 | 0 | 0 | 0 | 1 | 1 | 0 | 0 | 5 | 0 |

## DERON FELDHAUS

*88-89*

| OPPONENT | FG/A | | PCT | 3PT/A | | PCT | FT/A | | PCT | Rebounds O | D | T | AS | ST | TO | PF | BLK | MIN. | PTS |
|---|---|---|---|---|---|---|---|---|---|---|---|---|---|---|---|---|---|---|---|
| DUKE | 3 | 6 | 50.0 | 1 | 1 | 100.0 | 0 | 1 | 0.0 | 1 | 3 | 4 | 0 | 0 | 4 | 3 | 0 | 28 | 7 |
| Iona | 0 | 0 | 0.0 | 0 | 0 | 0.0 | 0 | 0 | 0.0 | 0 | 1 | 1 | 0 | 0 | 2 | 0 | 2 | 11 | 0 |
| California | 0 | 2 | 0 0 | 0 | 0 | 0 0 | 0 | 0 | 0 0 | 0 | 0 | 0 | 0 | 0 | 2 | 1 | 0 | 3 | 0 |
| Seton Hall | 0 | 0 | 0.0 | 0 | 0 | 0.0 | 0 | 0 | 0.0 | 1 | 2 | 3 | 0 | 0 | 0 | 1 | 0 | 10 | 0 |
| Notre Dame | 1 | 2 | 50.0 | 0 | 0 | 0.0 | 0 | 0 | 0.0 | 3 | 1 | 4 | 1 | 0 | 2 | 1 | 0 | 8 | 2 |
| NORTHWESTERN ST. | 2 | 4 | 50.0 | 0 | 0 | 0.0 | 0 | 0 | 0.0 | 0 | 2 | 2 | 3 | 0 | 1 | 0 | 0 | 12 | 4 |
| WESTERN CAROLINA | 1 | 3 | 33.3 | 0 | 0 | 0.0 | 0 | 0 | 0.0 | 0 | 2 | 2 | 0 | 1 | 3 | 1 | 0 | 19 | 2 |
| BOWLING GREEN | 0 | 3 | 0 0 | 0 | 0 | 0.0 | 0 | 0 | 0.0 | 2 | 1 | 3 | 0 | 0 | 0 | 0 | 0 | 7 | 0 |
| MARSHALL | 3 | 6 | 50.0 | 0 | 0 | 0.0 | 0 | 0 | 0.0 | 4 | 3 | 7 | 1 | 0 | 2 | 1 | 1 | 14 | 6 |
| INDIANA | 0 | 1 | 0.0 | 0 | 0 | 0.0 | 0 | 0 | 0.0 | 0 | 0 | 0 | 0 | 0 | 1 | 0 | 0 | 10 | 0 |
| AUSTIN PEAY | 2 | 2 | 100.0 | 0 | 0 | 0.0 | 3 | 4 | 75.0 | 2 | 1 | 3 | 0 | 0 | 1 | 3 | 0 | 12 | 7 |
| Louisville | 0 | 1 | 0.0 | 0 | 0 | 0.0 | 0 | 0 | 0.0 | 0 | 1 | 1 | 0 | 0 | 0 | 1 | 0 | 9 | 0 |
| GEORGIA | 2 | 4 | 50.0 | 0 | 0 | 0.0 | 3 | 4 | 75.0 | 1 | 0 | 1 | 2 | 1 | 0 | 0 | 0 | 17 | 7 |
| VANDERBILT | 0 | 1 | 0.0 | 0 | 0 | 0.0 | 0 | 0 | 0.0 | 0 | 1 | 1 | 0 | 1 | 0 | 0 | 0 | 9 | 0 |
| Florida | 0 | 0 | 0.0 | 0 | 0 | 0.0 | 0 | 2 | 0.0 | 0 | 2 | 2 | 1 | 1 | 0 | 1 | 0 | 13 | 0 |
| LOUISIANA ST. | 0 | 1 | 0.0 | 0 | 0 | 0.0 | 0 | 0 | 0.0 | 0 | 2 | 2 | 0 | 0 | 1 | 0 | 0 | 7 | 0 |
| Alabama | 0 | 1 | 0.0 | 0 | 0 | 0.0 | 0 | 0 | 0.0 | 1 | 2 | 3 | 0 | 0 | 1 | 0 | 0 | 7 | 0 |
| Tennessee | 2 | 3 | 66.7 | 0 | 0 | 0.0 | 2 | 2 | 100.0 | 1 | 3 | 4 | 0 | 1 | 2 | 1 | 0 | 23 | 6 |
| AUBURN | 2 | 2 | 100.0 | 0 | 0 | 0.0 | 0 | 0 | 0.0 | 1 | 2 | 3 | 2 | 2 | 2 | 3 | 0 | 12 | 4 |
| Ole Miss | 1 | 2 | 50.0 | 0 | 0 | 0.0 | 2 | 2 | 100.0 | 0 | 1 | 1 | 2 | 1 | 0 | 2 | 0 | 17 | 4 |
| MISSISSIPPI ST. | 1 | 2 | 50.0 | 0 | 0 | 0.0 | 0 | 0 | 0.0 | 2 | 1 | 3 | 0 | 0 | 0 | 2 | 0 | 12 | 2 |
| Georgia | 3 | 6 | 50.0 | 1 | 1 | 100.0 | 0 | 0 | 0.0 | 2 | 2 | 4 | 1 | 1 | 1 | 4 | 0 | 19 | 7 |
| Vanderbilt | 3 | 6 | 50.0 | 0 | 1 | 0.0 | 0 | 0 | 0.0 | 2 | 0 | 2 | 1 | 0 | 2 | 1 | 0 | 21 | 6 |
| FLORIDA | 0 | 2 | 0.0 | 0 | 0 | 0.0 | 0 | 0 | 0.0 | 1 | 0 | 1 | 0 | 1 | 0 | 1 | 0 | 13 | 0 |
| Louisiana St. | 2 | 5 | 40.0 | 0 | 1 | 0.0 | 1 | 2 | 50.0 | 1 | 4 | 5 | 1 | 0 | 2 | 3 | 1 | 11 | 5 |
| ALABAMA | 2 | 2 | 100.0 | 0 | 0 | 0.0 | 1 | 1 | 100.0 | 0 | 4 | 4 | 2 | 0 | 1 | 3 | 0 | 21 | 5 |
| Auburn | 0 | 1 | 0.0 | 0 | 0 | 0.0 | 0 | 0 | 0.0 | 1 | 2 | 3 | 2 | 1 | 0 | 1 | 0 | 15 | 0 |
| TENNESSEE | 1 | 2 | 50.0 | 0 | 0 | 0.0 | 4 | 6 | 66.7 | 5 | 2 | 7 | 2 | 1 | 0 | 1 | 0 | 17 | 6 |
| Syracuse | 4 | 6 | 66.7 | 0 | 0 | 0.0 | 0 | 1 | 0.0 | 3 | 2 | 5 | 2 | 0 | 4 | 1 | 0 | 23 | 8 |
| OLE MISS | 5 | 8 | 62.5 | 0 | 0 | 0.0 | 0 | 0 | 0.0 | 6 | 4 | 10 | 1 | 1 | 3 | 4 | 0 | 33 | 10 |
| Mississippi St. | 4 | 6 | 66.7 | 0 | 0 | 0.0 | 3 | 4 | 75.0 | 1 | 7 | 8 | 4 | 0 | 3 | 5 | 0 | 34 | 11 |
| Vanderbilt | 4 | 10 | 40.0 | 0 | 2 | 0.0 | 1 | 2 | 50.0 | 5 | 0 | 5 | 4 | 1 | 0 | 5 | 0 | 34 | 9 |

*89-90*

| OPPONENT | FG/A | | PCT | 3PT/A | | PCT | FT/A | | PCT | Rebounds O | D | T | AS | ST | TO | PF | BLK | MIN. | PTS |
|---|---|---|---|---|---|---|---|---|---|---|---|---|---|---|---|---|---|---|---|
| OHIO | 0 | 2 | 0.0 | 0 | 0 | 0.0 | 5 | 9 | 55.6 | 0 | 4 | 4 | 3 | 0 | 0 | 4 | 0 | 23 | 5 |
| Indiana | 7 | 12 | 58.3 | 1 | 1 | 100.0 | 8 | 9 | 88.9 | 2 | 3 | 5 | 0 | 0 | 1 | 1 | 0 | 32 | 23 |
| MISSISSIPPI ST. | 3 | 13 | 23.1 | 1 | 6 | 16.7 | 6 | 7 | 85.7 | 3 | 4 | 7 | 2 | 1 | 0 | 4 | 0 | 39 | 13 |
| TENNESSEEE TECH | 2 | 6 | 33.3 | 0 | 2 | 0.0 | 0 | 1 | 0.0 | 1 | 4 | 5 | 3 | 2 | 2 | 5 | 0 | 21 | 4 |
| Kansas | 1 | 5 | 20.0 | 0 | 1 | 0.0 | 5 | 6 | 83.3 | 4 | 3 | 7 | 2 | 1 | 3 | 5 | 0 | 31 | 7 |
| FURMAN | 3 | 6 | 50.0 | 3 | 6 | 50.0 | 0 | 0 | 0.0 | 1 | 4 | 5 | 1 | 1 | 1 | 5 | 0 | 21 | 9 |
| Portland | 6 | 9 | 66.7 | 1 | 2 | 50.0 | 1 | 3 | 33.3 | 5 | 4 | 9 | 4 | 0 | 1 | 1 | 1 | 32 | 14 |
| SOUTHWEST LA. | 7 | 16 | 43.8 | 2 | 6 | 33.3 | 1 | 2 | 50.0 | 3 | 7 | 10 | 4 | 0 | 1 | 0 | 0 | 39 | 17 |
| NORTH CAROLINA | 9 | 15 | 60.0 | 5 | 8 | 62.5 | 4 | 4 | 100.0 | 1 | 2 | 3 | 4 | 0 | 3 | 3 | 1 | 36 | 27 |
| LOUISVILLE | 3 | 13 | 23.1 | 1 | 3 | 33.3 | 2 | 2 | 100.0 | 12 | 4 | 16 | 2 | 3 | 4 | 5 | 0 | 36 | 9 |
| Georgia | 6 | 13 | 46.2 | 2 | 6 | 33.3 | 2 | 6 | 33.3 | 0 | 3 | 3 | 2 | 2 | 0 | 3 | 0 | 36 | 16 |

# PLAYER CAREER GAME-BY-GAME STATISTICS

| OPPONENT | FG/A | | PCT | 3PT/A | | PCT | FT/A | | PCT | Rebounds O | D | T | AS | ST | TO | PF | BLK | MIN. | PTS |
|---|---|---|---|---|---|---|---|---|---|---|---|---|---|---|---|---|---|---|---|
| Vanderbilt | 1 | 4 | 25.0 | 0 | 2 | 0.0 | 3 | 4 | 75.0 | 2 | 1 | 3 | 0 | 1 | 2 | 4 | 0 | 25 | 5 |
| FLORIDA | 5 | 9 | 55.6 | 1 | 3 | 33.3 | 3 | 4 | 75.0 | 1 | 5 | 6 | 0 | 0 | 2 | 2 | 0 | 36 | 14 |
| Louisiana St. | 3 | 10 | 30.0 | 1 | 4 | 25.0 | 3 | 4 | 75.0 | 5 | 8 | 13 | 5 | 1 | 0 | 4 | 0 | 35 | 10 |
| ALABAMA | 8 | 10 | 80.0 | 0 | 1 | 0.0 | 3 | 3 | 100.0 | 2 | 4 | 6 | 1 | 0 | 5 | 2 | 0 | 33 | 19 |
| TENNESSEE | 6 | 12 | 50.0 | 2 | 4 | 50.0 | 5 | 7 | 71.4 | 4 | 7 | 11 | 3 | 0 | 3 | 2 | 0 | 37 | 19 |
| Auburn | 6 | 10 | 60.0 | 1 | 4 | 25.0 | 4 | 6 | 66.7 | 2 | 4 | 6 | 1 | 2 | 1 | 2 | 0 | 35 | 17 |
| OLE MISS | 6 | 10 | 60.0 | 1 | 2 | 50.0 | 8 | 11 | 72.7 | 4 | 2 | 6 | 2 | 2 | 3 | 4 | 0 | 32 | 21 |
| Mississippi St. | 4 | 9 | 44.4 | 0 | 1 | 0.0 | 1 | 2 | 50.0 | 1 | 4 | 5 | 1 | 0 | 4 | 1 | 0 | 39 | 9 |
| GEORGIA | 4 | 7 | 57.1 | 0 | 1 | 0.0 | 4 | 4 | 100.0 | 2 | 5 | 7 | 4 | 0 | 1 | 3 | 0 | 32 | 12 |
| VANDERBILT | 9 | 11 | 81.8 | 2 | 4 | 50.0 | 1 | 1 | 100.0 | 1 | 4 | 5 | 1 | 0 | 1 | 2 | 0 | 35 | 21 |
| Florida | 6 | 14 | 42.9 | 1 | 3 | 33.3 | 4 | 6 | 66.7 | 4 | 2 | 6 | 3 | 1 | 0 | 2 | 0 | 37 | 17 |
| LOUISIANA ST. | 9 | 18 | 50.0 | 1 | 3 | 33.3 | 5 | 6 | 83.3 | 5 | 5 | 10 | 2 | 1 | 1 | 2 | 1 | 39 | 24 |
| ALABAMA | 3 | 8 | 37.5 | 3 | 5 | 60.0 | 9 | 10 | 90.0 | 1 | 6 | 7 | 1 | 2 | 2 | 3 | 0 | 40 | 18 |
| TENNESSEE | 7 | 11 | 63.6 | 3 | 5 | 60.0 | 3 | 3 | 100.0 | 2 | 3 | 5 | 2 | 0 | 1 | 3 | 0 | 36 | 20 |
| AUBURN | 7 | 10 | 70.0 | 0 | 2 | 0.0 | 4 | 6 | 66.7 | 5 | 4 | 9 | 2 | 0 | 4 | 5 | 0 | 35 | 18 |
| Ole Miss | 1 | 5 | 20.0 | 0 | 2 | 0.0 | 4 | 4 | 100.0 | 0 | 4 | 4 | 1 | 0 | 4 | 3 | 0 | 32 | 6 |
| Notre Dame | 3 | 5 | 60.0 | 0 | 1 | 0.0 | 3 | 4 | 75.0 | 3 | 1 | 4 | 1 | 2 | 4 | 4 | 2 | 33 | 9 |

## REGGIE HANSON

*87-88*

| OPPONENT | FG/A | | PCT | 3PT/A | | PCT | FT/A | | PCT | Rebounds O | D | T | AS | ST | TO | PF | BLK | MIN. | PTS |
|---|---|---|---|---|---|---|---|---|---|---|---|---|---|---|---|---|---|---|---|
| HAWAII | 0 | 1 | 0.0 | 0 | 0 | 0.0 | 0 | 0 | 0.0 | 0 | 0 | 0 | 0 | 0 | 1 | 2 | 1 | 8 | 0 |
| CINCINNATI | 1 | 2 | 50.0 | 0 | 0 | 0.0 | 0 | 0 | 0.0 | 1 | 0 | 1 | 0 | 0 | 0 | 1 | 0 | 5 | 2 |
| LOUISVILLE | 0 | 0 | 0.0 | 0 | 0 | 0.0 | 0 | 0 | 0.0 | 0 | 0 | 0 | 0 | 0 | 0 | 0 | 0 | 0 | 0 |
| MIAMI (OHIO) | 0 | 0 | 0.0 | 0 | 0 | 0.0 | 0 | 0 | 0.0 | 0 | 0 | 0 | 0 | 0 | 0 | 0 | 0 | 4 | 0 |
| NORTH CAROLINA-CHARLOTTE | 0 | 0 | 0.0 | 0 | 0 | 0.0 | 0 | 0 | 0.0 | 0 | 0 | 0 | 0 | 1 | 0 | 0 | 0 | 2 | 0 |
| ALASKA | 1 | 4 | 25.0 | 0 | 0 | 0.0 | 0 | 0 | 0.0 | 1 | 6 | 7 | 0 | 1 | 1 | 2 | 0 | 18 | 2 |
| VANDERBILT | 0 | 0 | 0.0 | 0 | 0 | 0.0 | 0 | 0 | 0.0 | 0 | 0 | 0 | 0 | 0 | 0 | 0 | 0 | 0 | 0 |
| Georgia | 0 | 0 | 0.0 | 0 | 0 | 0.0 | 0 | 0 | 0.0 | 0 | 0 | 0 | 0 | 0 | 0 | 0 | 0 | 2 | 0 |
| MISSISSIPPI ST. | 1 | 1 | 100.0 | 0 | 0 | 0.0 | 0 | 0 | 0.0 | 0 | 1 | 1 | 1 | 0 | 0 | 0 | 0 | 8 | 2 |
| AUBURN | 0 | 0 | 0.0 | 0 | 0 | 0.0 | 0 | 0 | 0.0 | 0 | 0 | 0 | 0 | 0 | 0 | 0 | 0 | 0 | 0 |
| TENNESSEE | 0 | 2 | 0.0 | 0 | 0 | 0.0 | 0 | 0 | 0.0 | 2 | 0 | 2 | 0 | 0 | 0 | 0 | 0 | 2 | 0 |
| FLORIDA | 0 | 0 | 0.0 | 0 | 0 | 0.0 | 0 | 0 | 0.0 | 0 | 0 | 0 | 0 | 0 | 0 | 0 | 0 | 0 | 0 |
| LOUISIANA ST. | 0 | 0 | 0.0 | 0 | 0 | 0.0 | 0 | 0 | 0.0 | 0 | 0 | 0 | 0 | 0 | 0 | 0 | 0 | 1 | 0 |
| Notre Dame | 0 | 0 | 0.0 | 0 | 0 | 0.0 | 0 | 0 | 0.0 | 0 | 0 | 0 | 0 | 0 | 0 | 0 | 0 | 0 | 0 |
| OLE MISS | 0 | 1 | 0.0 | 0 | 0 | 0.0 | 2 | 2 | 100.0 | 0 | 1 | 1 | 0 | 0 | 0 | 3 | 0 | 7 | 2 |
| Mississippi St. | 0 | 1 | 0.0 | 0 | 0 | 0.0 | 0 | 0 | 0.0 | 0 | 0 | 0 | 0 | 0 | 1 | 0 | 0 | 5 | 0 |
| ALABAMA | 1 | 2 | 50.0 | 0 | 0 | 0.0 | 3 | 4 | 75.0 | 1 | 1 | 2 | 0 | 0 | 0 | 2 | 0 | 7 | 5 |
| Louisiana St. | 0 | 0 | 0.0 | 0 | 0 | 0.0 | 2 | 2 | 100.0 | 0 | 1 | 1 | 0 | 0 | 1 | 1 | 0 | 3 | 2 |
| SYRACUSE | 0 | 0 | 0.0 | 0 | 0 | 0.0 | 0 | 0 | 0.0 | 0 | 0 | 0 | 0 | 0 | 0 | 0 | 0 | 2 | 0 |
| GEORGIA | 0 | 0 | 0.0 | 0 | 0 | 0.0 | 0 | 0 | 0.0 | 0 | 0 | 0 | 0 | 0 | 0 | 0 | 0 | 0 | 0 |
| Ole Miss | 2 | 3 | 66.7 | 0 | 0 | 0.0 | 2 | 2 | 100.0 | 2 | 1 | 3 | 0 | 0 | 1 | 0 | 0 | 8 | 6 |
| Louisiana St. | 0 | 0 | 0.0 | 0 | 0 | 0.0 | 0 | 0 | 0.0 | 0 | 0 | 0 | 0 | 0 | 0 | 0 | 0 | 0 | 0 |
| Georgia | 0 | 0 | 0.0 | 0 | 0 | 0.0 | 0 | 0 | 0.0 | 0 | 0 | 0 | 0 | 0 | 0 | 0 | 0 | 0 | 0 |
| Southern | 0 | 0 | 0.0 | 0 | 0 | 0.0 | 0 | 0 | 0.0 | 0 | 0 | 0 | 0 | 0 | 0 | 0 | 0 | 1 | 0 |
| Maryland | 0 | 0 | 0.0 | 0 | 0 | 0.0 | 0 | 0 | 0.0 | 0 | 0 | 0 | 0 | 0 | 0 | 0 | 0 | 0 | 0 |

*88-89*

| OPPONENT | FG/A | | PCT | 3PT/A | | PCT | FT/A | | PCT | Rebounds O | D | T | AS | ST | TO | PF | BLK | MIN. | PTS |
|---|---|---|---|---|---|---|---|---|---|---|---|---|---|---|---|---|---|---|---|
| DUKE | 5 | 8 | 62.5 | 0 | 0 | 0.0 | 3 | 3 | 100.0 | 1 | 2 | 3 | 1 | 1 | 5 | 4 | 2 | 38 | 13 |
| Iona | 5 | 12 | 41.7 | 0 | 0 | 0.0 | 2 | 3 | 66.7 | 1 | 2 | 3 | 1 | 2 | 1 | 4 | 1 | 40 | 12 |
| Seton Hall | 2 | 2 | 100.0 | 0 | 0 | 0 0 | 1 | 3 | 33.3 | 3 | 3 | 6 | 1 | 2 | 2 | 5 | 1 | 29 | 5 |
| Californa | 3 | 7 | 42.9 | 0 | 0 | 0.0 | 2 | 3 | 66.7 | 1 | 1 | 2 | 5 | 0 | 0 | 3 | 1 | 35 | 8 |
| Notre Dame | 1 | 10 | 10.0 | 0 | 0 | 0.0 | 7 | 8 | 87.5 | 3 | 4 | 7 | 1 | 3 | 2 | 1 | 4 | 38 | 9 |
| NORTHWESTERN ST. | 3 | 8 | 37.5 | 0 | 0 | 0.0 | 4 | 6 | 66.7 | 4 | 4 | 8 | 4 | 2 | 0 | 4 | 0 | 36 | 10 |
| WESTERN CAROLINA | 4 | 7 | 57.1 | 0 | 0 | 0.0 | 1 | 1 | 100.0 | 1 | 3 | 4 | 2 | 0 | 1 | 3 | 2 | 27 | 9 |
| BOWLING GREEN | 6 | 13 | 46.2 | 0 | 0 | 0.0 | 2 | 2 | 100.0 | 5 | 4 | 9 | 1 | 2 | 2 | 1 | 0 | 34 | 14 |
| MARSHALL | 1 | 4 | 25.0 | 0 | 0 | 0.0 | 2 | 2 | 100.0 | 0 | 3 | 3 | 1 | 0 | 0 | 3 | 0 | 24 | 4 |
| INDIANA | 4 | 10 | 40.0 | 0 | 0 | 0.0 | 1 | 2 | 50.0 | 0 | 3 | 3 | 1 | 1 | 4 | 4 | 0 | 23 | 9 |
| AUSTIN PEAY | 7 | 10 | 70.0 | 0 | 0 | 0.0 | 5 | 6 | 83.3 | 1 | 3 | 4 | 0 | 0 | 1 | 3 | 0 | 40 | 19 |
| Louisville | 4 | 6 | 66.7 | 0 | 0 | 0.0 | 3 | 3 | 100.0 | 2 | 2 | 4 | 4 | 1 | 2 | 4 | 0 | 30 | 11 |
| GEORGIA | 9 | 18 | 50.0 | 0 | 0 | 0.0 | 2 | 2 | 100.0 | 2 | 2 | 4 | 4 | 3 | 0 | 1 | 2 | 38 | 20 |
| VANDERBILT | 4 | 6 | 66.7 | 0 | 0 | 0.0 | 3 | 3 | 100.0 | 3 | 5 | 8 | 2 | 1 | 2 | 4 | 2 | 37 | 11 |
| Florida | 3 | 5 | 60.0 | 0 | 0 | 0.0 | 1 | 2 | 50.0 | 1 | 3 | 4 | 1 | 1 | 2 | 5 | 0 | 37 | 7 |
| LOUISIANA ST. | 9 | 11 | 81.8 | 0 | 0 | 0.0 | 1 | 3 | 33.3 | 7 | 2 | 9 | 0 | 3 | 3 | 4 | 0 | 36 | 19 |
| Alabama | 6 | 11 | 54.5 | 0 | 0 | 0.0 | 2 | 2 | 100.0 | 1 | 3 | 4 | 1 | 4 | 4 | 3 | 0 | 39 | 14 |
| Tennessee | 2 | 2 | 100.0 | 0 | 0 | 0.0 | 2 | 4 | 50.0 | 1 | 5 | 6 | 2 | 1 | 1 | 4 | 2 | 27 | 6 |
| AUBURN | 2 | 7 | 28.6 | 0 | 0 | 0.0 | 1 | 2 | 50.0 | 1 | 2 | 3 | 1 | 3 | 2 | 4 | 1 | 25 | 5 |
| OLE MISS | 3 | 5 | 60.0 | 0 | 0 | 0.0 | 2 | 2 | 100.0 | 2 | 3 | 5 | 0 | 0 | 3 | 3 | 1 | 32 | 8 |
| MISSISSIPPI ST. | 2 | 4 | 50.0 | 0 | 0 | 0.0 | 2 | 2 | 100.0 | 0 | 0 | 0 | 1 | 2 | 1 | 3 | 0 | 28 | 6 |
| Georgia | 4 | 6 | 66.7 | 0 | 0 | 0.0 | 0 | 0 | 0.0 | 1 | 1 | 2 | 1 | 0 | 4 | 5 | 0 | 29 | 8 |
| Vanderbilt | 4 | 7 | 57.1 | 0 | 0 | 0.0 | 2 | 3 | 66.7 | 2 | 2 | 4 | 2 | 1 | 5 | 3 | 0 | 32 | 10 |
| FLORIDA | 4 | 12 | 33.3 | 0 | 0 | 0.0 | 0 | 0 | 0.0 | 1 | 3 | 4 | 0 | 2 | 1 | 3 | 3 | 30 | 8 |
| Louisiana St. | 3 | 10 | 30.0 | 0 | 0 | 0.0 | 0 | 1 | 0.0 | 2 | 2 | 4 | 3 | 1 | 2 | 5 | 0 | 31 | 6 |
| ALABAMA | 6 | 8 | 75.0 | 0 | 0 | 0.0 | 1 | 2 | 50.0 | 4 | 6 | 10 | 2 | 2 | 0 | 4 | 1 | 35 | 13 |
| Auburn | 5 | 6 | 83.3 | 0 | 0 | 0.0 | 1 | 2 | 50.0 | 1 | 3 | 4 | 0 | 2 | 4 | 4 | 2 | 30 | 11 |
| TENNESSEE | 1 | 2 | 50.0 | 0 | 0 | 0.0 | 4 | 4 | 100.0 | 1 | 1 | 2 | 2 | 5 | 6 | 3 | 0 | 32 | 6 |
| Syracuse | 2 | 5 | 40.0 | 0 | 0 | 0.0 | 0 | 0 | 0.0 | 1 | 0 | 1 | 0 | 2 | 3 | 1 | 0 | 20 | 4 |
| OLE MISS | 0 | 0 | 0.0 | 0 | 0 | 0.0 | 0 | 0 | 0.0 | 0 | 0 | 0 | 0 | 0 | 0 | 0 | 0 | 0 | 0 |

*89-90*

| OPPONENT | FG/A | | PCT | 3PT/A | | PCT | FT/A | | PCT | Rebounds O | D | T | AS | ST | TO | PF | BLK | MIN. | PTS |
|---|---|---|---|---|---|---|---|---|---|---|---|---|---|---|---|---|---|---|---|
| OHIO | 7 | 13 | 53.8 | 1 | 1 | 100.0 | 9 | 10 | 90.0 | 4 | 10 | 14 | 0 | 5 | 3 | 4 | 1 | 31 | 24 |
| Indiana | 6 | 12 | 50.0 | 0 | 2 | 0.0 | 1 | 2 | 50.0 | 5 | 6 | 11 | 0 | 3 | 4 | 3 | 2 | 36 | 13 |
| MISSISSIPPI ST. | 4 | 14 | 28.6 | 3 | 8 | 37.5 | 8 | 13 | 61.5 | 3 | 7 | 10 | 2 | 2 | 5 | 4 | 1 | 31 | 19 |
| TENNESSEE TECH | 7 | 12 | 58.3 | 4 | 6 | 66.7 | 0 | 0 | 0.0 | 0 | 10 | 10 | 1 | 3 | 2 | 3 | 2 | 28 | 18 |
| Kansas | 1 | 4 | 25.0 | 0 | 1 | 0.0 | 0 | 0 | 0.0 | 0 | 2 | 2 | 0 | 1 | 4 | 5 | 0 | 11 | 2 |
| FURMAN | 3 | 6 | 50.0 | 1 | 1 | 100.0 | 2 | 2 | 100.0 | 1 | 1 | 2 | 2 | 4 | 3 | 5 | 1 | 23 | 9 |
| Portland | 7 | 13 | 53.8 | 1 | 3 | 33.3 | 2 | 3 | 66.7 | 3 | 2 | 5 | 1 | 0 | 1 | 3 | 2 | 29 | 17 |
| NORTHWEST LA. | 5 | 9 | 55.6 | 1 | 5 | 20.0 | 2 | 2 | 100.0 | 1 | 3 | 4 | 1 | 0 | 1 | 5 | 0 | 18 | 13 |
| NORTH CAROLINA | 8 | 14 | 57.1 | 2 | 5 | 40.0 | 0 | 2 | 0.0 | 2 | 7 | 9 | 1 | 2 | 2 | 5 | 4 | 33 | 18 |
| LOUISVILLE | 8 | 21 | 38.1 | 4 | 11 | 36.4 | 4 | 6 | 66.7 | 3 | 3 | 6 | 2 | 3 | 5 | 3 | 1 | 38 | 24 |
| Georgia | 11 | 14 | 78.6 | 0 | 1 | 0.0 | 1 | 1 | 100.0 | 2 | 4 | 6 | 2 | 2 | 0 | 6 | 0 | 19 | 23 |
| Vanderbilt | 5 | 14 | 35.7 | 3 | 5 | 60.0 | 3 | 4 | 75.0 | 0 | 5 | 5 | 1 | 1 | 2 | 5 | 0 | 29 | 16 |
| FLORIDA | 7 | 16 | 43.8 | 2 | 7 | 28.6 | 3 | 5 | 60.0 | 3 | 2 | 5 | 2 | 2 | 3 | 3 | 2 | 35 | 19 |
| Louisiana St. | 4 | 13 | 30.8 | 2 | 5 | 40.0 | 0 | 2 | 0.0 | 5 | 2 | 7 | 3 | 1 | 2 | 5 | 0 | 29 | 10 |
| ALABAMA | 6 | 10 | 60.0 | 1 | 2 | 50.0 | 7 | 10 | 70.0 | 0 | 6 | 6 | 2 | 4 | 0 | 3 | 0 | 34 | 20 |
| TENNESSEE | 4 | 7 | 57.1 | 1 | 2 | 50.0 | 5 | 6 | 83.3 | 1 | 5 | 6 | 1 | 3 | 2 | 5 | 3 | 37 | 14 |
| Auburn | 8 | 17 | 47.1 | 1 | 6 | 16.7 | 0 | 0 | 0.0 | 0 | 0 | 0 | 2 | 0 | 2 | 4 | 6 | 32 | 17 |
| OLE MISS | 5 | 16 | 31.3 | 1 | 5 | 20.0 | 7 | 9 | 77.8 | 5 | 6 | 11 | 5 | 4 | 2 | 4 | 0 | 36 | 18 |
| Mississippi St. | 4 | 8 | 50.0 | 2 | 2 | 100.0 | 4 | 4 | 100.0 | 4 | 11 | 15 | 3 | 1 | 6 | 6 | 1 | 44 | 14 |
| GEORGIA | 5 | 13 | 38.5 | 0 | 2 | 0.0 | 8 | 8 | 100.0 | 5 | 3 | 8 | 0 | 6 | 0 | 2 | 2 | 36 | 18 |
| VANDERBILT | 8 | 11 | 72.7 | 0 | 0 | 0.0 | 4 | 4 | 100.0 | 7 | 4 | 11 | 3 | 4 | 1 | 5 | 3 | 34 | 20 |
| Florida | 7 | 9 | 77.8 | 0 | 0 | 0.0 | 2 | 3 | 66.7 | 3 | 1 | 4 | 0 | 1 | 3 | 4 | 0 | 27 | 16 |

# PLAYER CAREER GAME-BY-GAME STATISTICS

| OPPONENT | FG/A | | PCT | 3PT/A | | PCT | FT/A | | PCT | Rebounds O | D | T | AS | ST | TO | PF | BLK | MIN. | PTS |
|---|---|---|---|---|---|---|---|---|---|---|---|---|---|---|---|---|---|---|---|
| LOUISIANA ST. | 4 | 12 | 33.3 | 1 | 3 | 33.3 | 2 | 5 | 40.0 | 4 | 8 | 12 | 6 | 0 | 2 | 3 | 2 | 39 | 11 |
| ALABAMA | 0 | 1 | 0.0 | 0 | 0 | 0.0 | 0 | 0 | 0.0 | 0 | 0 | 0 | 1 | 0 | 1 | 1 | 0 | 2 | 0 |
| TENNESSEE | 10 | 16 | 62.5 | 1 | 4 | 25.0 | 1 | 4 | 25.0 | 4 | 3 | 7 | 1 | 3 | 1 | 5 | 1 | 39 | 22 |
| AUBURN | 6 | 11 | 54.5 | 1 | 2 | 50.0 | 11 | 13 | 84.6 | 5 | 6 | 11 | 2 | 3 | 0 | 3 | 3 | 39 | 24 |
| Ole Miss | 9 | 14 | 64.3 | 1 | 5 | 20.0 | 6 | 6 | 100.0 | 4 | 5 | 9 | 0 | 3 | 6 | 4 | 3 | 38 | 25 |
| Notre Dame | 6 | 12 | 50.0 | 1 | 2 | 50.0 | 2 | 3 | 66.7 | 2 | 2 | 4 | 0 | 0 | 1 | 5 | 0 | 34 | 15 |

## JOHN PELPHREY

*88-89*

| OPPONENT | FG/A | | PCT | 3PT/A | | PCT | FT/A | | PCT | Rebounds O | D | T | AS | ST | TO | PF | BLK | MIN. | PTS |
|---|---|---|---|---|---|---|---|---|---|---|---|---|---|---|---|---|---|---|---|
| DUKE | 3 | 4 | 75.0 | 1 | 1 | 100.0 | 0 | 1 | 0.0 | 0 | 2 | 2 | 6 | 2 | 4 | 3 | 0 | 37 | 7 |
| Iona | 0 | 1 | 0.0 | 0 | 0 | 0.0 | 0 | 0 | 0.0 | 2 | 1 | 3 | 2 | 0 | 0 | 2 | 0 | 21 | 0 |
| Seton Hall | 0 | 1 | 0.0 | 0 | 1 | 0.0 | 2 | 2 | 100.0 | 1 | 0 | 1 | 3 | 0 | 0 | 1 | 0 | 21 | 2 |
| California | 0 | 1 | 0.0 | 0 | 0 | 0.0 | 2 | 2 | 100.0 | 0 | 3 | 3 | 1 | 0 | 1 | 3 | 0 | 18 | 2 |
| Notre Dame | 2 | 3 | 66.7 | 0 | 0 | 0.0 | 0 | 0 | 0.0 | 1 | 1 | 2 | 0 | 0 | 3 | 2 | 0 | 12 | 4 |
| NORTHWESTERN ST. | 1 | 1 | 100.0 | 0 | 0 | 0.0 | 0 | 1 | 0.0 | 0 | 2 | 2 | 2 | 0 | 3 | 3 | 0 | 14 | 2 |
| WESTERN CAROLINA | 2 | 3 | 66.7 | 0 | 0 | 0.0 | 0 | 0 | 0.0 | 0 | 0 | 0 | 1 | 0 | 0 | 0 | 0 | 11 | 4 |
| BOWLING GREEN | 0 | 0 | 0.0 | 0 | 0 | 0.0 | 0 | 0 | 0.0 | 0 | 0 | 0 | 0 | 0 | 0 | 1 | 0 | 2 | 0 |
| MARSHALL | 0 | 0 | 0.0 | 0 | 0 | 0.0 | 0 | 0 | 0.0 | 0 | 1 | 1 | 0 | 0 | 0 | 0 | 0 | 2 | 0 |
| INDIANA | 1 | 1 | 100.0 | 1 | 1 | 100.0 | 0 | 0 | 0.0 | 0 | 0 | 0 | 0 | 0 | 1 | 2 | 0 | 2 | 3 |
| AUSTIN PEAY | 0 | 0 | 0.0 | 0 | 0 | 0.0 | 0 | 0 | 0.0 | 0 | 0 | 0 | 0 | 0 | 0 | 0 | 0 | 0 | 0 |
| GEORGIA | 0 | 0 | 0.0 | 0 | 0 | 0.0 | 0 | 0 | 0.0 | 0 | 0 | 0 | 0 | 0 | 0 | 0 | 0 | 0 | 0 |
| VANDERBILT | 0 | 0 | 0.0 | 0 | 0 | 0.0 | 0 | 0 | 0.0 | 0 | 0 | 0 | 0 | 0 | 0 | 0 | 0 | 0 | 0 |
| LOUISIANA ST. | 0 | 0 | 0.0 | 0 | 0 | 0.0 | 0 | 0 | 0.0 | 0 | 0 | 0 | 0 | 0 | 0 | 0 | 0 | 0 | 0 |
| AUBURN | 0 | 0 | 0.0 | 0 | 0 | 0.0 | 1 | 3 | 33.3 | 0 | 0 | 0 | 1 | 0 | 2 | 2 | 0 | 8 | 1 |
| MISSISSIPPI ST. | 0 | 0 | 0.0 | 0 | 0 | 0.0 | 0 | 0 | 0.0 | 1 | 0 | 1 | 0 | 0 | 0 | 0 | 0 | 1 | 0 |
| Georgia | 0 | 0 | 0.0 | 0 | 0 | 0.0 | 0 | 0 | 0.0 | 0 | 0 | 0 | 0 | 0 | 0 | 0 | 0 | 2 | 0 |
| Vanderbilt | 0 | 1 | 0.0 | 0 | 1 | 0.0 | 1 | 2 | 50.0 | 0 | 1 | 1 | 1 | 0 | 0 | 1 | 0 | 8 | 1 |
| FLORIDA | 0 | 0 | 0.0 | 0 | 0 | 0.0 | 0 | 0 | 0.0 | 0 | 0 | 0 | 0 | 0 | 0 | 0 | 0 | 2 | 0 |
| Louisiana St. | 0 | 0 | 0.0 | 0 | 0 | 0.0 | 0 | 0 | 0.0 | 0 | 0 | 0 | 0 | 0 | 0 | 1 | 0 | 4 | 0 |
| ALABAMA | 0 | 0 | 0.0 | 0 | 0 | 0.0 | 0 | 0 | 0.0 | 0 | 0 | 0 | 0 | 0 | 1 | 0 | 0 | 1 | 0 |
| Auburn | 0 | 1 | 0.0 | 0 | 0 | 0.0 | 0 | 0 | 0.0 | 0 | 0 | 0 | 0 | 0 | 0 | 0 | 0 | 6 | 0 |
| TENNESSEE | 0 | 0 | 0.0 | 0 | 0 | 0.0 | 0 | 0 | 0.0 | 0 | 0 | 0 | 0 | 0 | 0 | 0 | 0 | 0 | 0 |
| Syracuse | 0 | 0 | 0.0 | 0 | 0 | 0.0 | 0 | 0 | 0.0 | 0 | 0 | 0 | 0 | 0 | 0 | 2 | 0 | 4 | 0 |
| OLE MISS | 1 | 1 | 100.0 | 0 | 0 | 0.0 | 0 | 0 | 0.0 | 0 | 3 | 3 | 0 | 0 | 1 | 1 | 1 | 8 | 2 |
| Mississippi St. | 2 | 2 | 100.0 | 0 | 0 | 0.0 | 2 | 2 | 100.0 | 2 | 1 | 3 | 0 | 1 | 0 | 0 | 0 | 11 | 6 |
| Vanderbilt | 2 | 4 | 50.0 | 0 | 1 | 0.0 | 0 | 0 | 0.0 | 0 | 1 | 1 | 3 | 1 | 4 | 4 | 0 | 13 | 4 |

*89-90*

| OPPONENT | FG/A | | PCT | 3PT/A | | PCT | FT/A | | PCT | Rebounds O | D | T | AS | ST | TO | PF | BLK | MIN. | PTS |
|---|---|---|---|---|---|---|---|---|---|---|---|---|---|---|---|---|---|---|---|
| OHIO | 3 | 7 | 42.9 | 0 | 2 | 0.0 | 0 | 0 | 0.0 | 0 | 4 | 4 | 0 | 2 | 3 | 5 | 1 | 16 | 6 |
| Indiana | 1 | 6 | 16.7 | 1 | 4 | 25.0 | 7 | 12 | 58.3 | 1 | 4 | 5 | 1 | 5 | 3 | 4 | 1 | 29 | 10 |
| MISSISSIPPI ST. | 3 | 4 | 75.0 | 2 | 3 | 66.7 | 0 | 1 | 0.0 | 2 | 1 | 3 | 1 | 2 | 0 | 4 | 0 | 20 | 8 |
| TENNESSEE TECH | 2 | 7 | 28.6 | 2 | 3 | 66.7 | 2 | 2 | 100.0 | 2 | 5 | 7 | 1 | 0 | 2 | 4 | 2 | 22 | 8 |
| Kansas | 6 | 12 | 50.0 | 5 | 10 | 50.0 | 3 | 5 | 60.0 | 1 | 5 | 6 | 2 | 3 | 4 | 4 | 0 | 39 | 20 |
| FURMAN | 4 | 9 | 44.4 | 2 | 6 | 33.3 | 5 | 6 | 83.3 | 2 | 6 | 8 | 6 | 4 | 5 | 3 | 1 | 29 | 15 |
| Portland | 5 | 10 | 50.0 | 2 | 6 | 33.3 | 5 | 6 | 83.3 | 0 | 6 | 6 | 2 | 1 | 4 | 4 | 1 | 33 | 17 |
| SOUTHWEST LA. | 7 | 12 | 58.3 | 4 | 8 | 50.0 | 6 | 6 | 100.0 | 0 | 5 | 5 | 3 | 0 | 1 | 4 | 2 | 32 | 24 |
| NORTH CAROLINA | 3 | 6 | 50.0 | 2 | 4 | 50.0 | 2 | 2 | 100.0 | 0 | 2 | 2 | 4 | 0 | 3 | 5 | 0 | 27 | 10 |
| LOUISVILLE | 4 | 8 | 50.0 | 0 | 2 | 0.0 | 3 | 4 | 75.0 | 2 | 2 | 4 | 0 | 1 | 1 | 4 | 0 | 22 | 11 |
| Georgia | 4 | 11 | 36.4 | 1 | 6 | 16.7 | 4 | 7 | 57.1 | 1 | 1 | 2 | 5 | 1 | 1 | 2 | 0 | 26 | 13 |
| Vanderbilt | 5 | 12 | 41.7 | 3 | 8 | 37.5 | 2 | 2 | 100.0 | 2 | 3 | 5 | 8 | 3 | 2 | 4 | 0 | 35 | 15 |
| FLORIDA | 4 | 9 | 44.4 | 3 | 5 | 60.0 | 5 | 8 | 62.5 | 3 | 4 | 7 | 5 | 2 | 2 | 5 | 1 | 35 | 16 |
| Louisiana St. | 4 | 17 | 23.5 | 3 | 11 | 27.3 | 3 | 5 | 60.0 | 4 | 3 | 7 | 4 | 1 | 3 | 5 | 0 | 35 | 14 |
| ALABAMA | 6 | 11 | 54.5 | 1 | 3 | 33.3 | 3 | 4 | 75.0 | 3 | 5 | 8 | 4 | 5 | 2 | 3 | 0 | 32 | 16 |
| TENNESSEE | 7 | 10 | 70.0 | 4 | 6 | 66.7 | 3 | 5 | 60.0 | 2 | 6 | 8 | 1 | 5 | 1 | 3 | 5 | 33 | 21 |
| Auburn | 3 | 7 | 42.9 | 2 | 4 | 50.0 | 2 | 2 | 100.0 | 0 | 3 | 3 | 2 | 2 | 1 | 2 | 1 | 33 | 10 |
| OLE MISS | 2 | 7 | 28.6 | 0 | 2 | 0.0 | 5 | 8 | 62.5 | 2 | 5 | 7 | 3 | 1 | 2 | 5 | 0 | 29 | 9 |
| Mississippi St. | 7 | 14 | 50.0 | 1 | 3 | 33.3 | 5 | 5 | 100.0 | 1 | 7 | 8 | 1 | 1 | 0 | 6 | 0 | 35 | 20 |
| GEORGIA | 4 | 7 | 57.1 | 2 | 4 | 50.0 | 3 | 4 | 75.0 | 0 | 3 | 3 | 4 | 2 | 4 | 4 | 2 | 26 | 13 |
| VANDERBILT | 1 | 7 | 14.3 | 0 | 2 | 0.0 | 4 | 4 | 100.0 | 2 | 4 | 6 | 4 | 3 | 3 | 2 | 0 | 30 | 6 |
| Florida | 3 | 6 | 50.0 | 0 | 2 | 0.0 | 4 | 5 | 80.0 | 0 | 4 | 4 | 3 | 2 | 1 | 2 | 1 | 26 | 10 |
| LOUISIANA ST. | 3 | 10 | 30.0 | 1 | 4 | 25.0 | 3 | 5 | 60.0 | 2 | 3 | 5 | 2 | 7 | 5 | 5 | 1 | 31 | 10 |
| ALABAMA | 2 | 9 | 22.2 | 0 | 2 | 0.0 | 2 | 4 | 50.0 | 1 | 1 | 2 | 0 | 0 | 2 | 5 | 0 | 33 | 6 |
| TENNESSEE | 6 | 12 | 50.0 | 2 | 4 | 50.0 | 4 | 5 | 80.0 | 3 | 6 | 9 | 1 | 4 | 5 | 5 | 1 | 33 | 18 |
| AUBURN | 5 | 11 | 45.5 | 0 | 3 | 0.0 | 6 | 6 | 100.0 | 2 | 3 | 5 | 1 | 0 | 2 | 5 | 0 | 30 | 16 |
| Ole Miss | 4 | 11 | 36.4 | 1 | 2 | 50.0 | 6 | 6 | 100.0 | 5 | 2 | 7 | 1 | 1 | 0 | 3 | 1 | 23 | 15 |
| Notre Dame | 4 | 7 | 57.1 | 0 | 1 | 0.0 | 0 | 0 | 0.0 | 1 | 2 | 3 | 7 | 3 | 2 | 5 | 0 | 35 | 8 |

## SEAN WOODS

*89-90*

| OPPONENT | FG/A | | PCT | 3PT/A | | PCT | FT/A | | PCT | Rebounds O | D | T | AS | ST | TO | PF | BLK | MIN. | PTS |
|---|---|---|---|---|---|---|---|---|---|---|---|---|---|---|---|---|---|---|---|
| OHIO | 4 | 10 | 40.0 | 0 | 0 | 0.0 | 1 | 4 | 25.0 | 2 | 0 | 2 | 3 | 1 | 5 | 1 | 0 | 33 | 9 |
| Indiana | 2 | 10 | 20.0 | 0 | 0 | 0.0 | 0 | 0 | 0.0 | 2 | 1 | 3 | 2 | 3 | 3 | 4 | 0 | 19 | 4 |
| MISSISSIPPI ST. | 7 | 7 | 100.0 | 0 | 0 | 0.0 | 4 | 9 | 44.4 | 0 | 0 | 0 | 5 | 3 | 1 | 3 | 0 | 27 | 18 |
| TENNESSEE TECH | 3 | 8 | 37.5 | 0 | 1 | 0.0 | 0 | 0 | 0.0 | 0 | 5 | 5 | 12 | 2 | 4 | 1 | 0 | 24 | 6 |
| Kansas | 3 | 5 | 60.0 | 0 | 1 | 0.0 | 1 | 2 | 50.0 | 0 | 1 | 1 | 6 | 0 | 3 | 4 | 0 | 18 | 7 |
| FURMAN | 7 | 8 | 87.5 | 1 | 2 | 50.0 | 1 | 2 | 50.0 | 0 | 3 | 3 | 6 | 0 | 2 | 2 | 0 | 19 | 16 |
| Portland | 5 | 8 | 62.5 | 2 | 3 | 66.7 | 8 | 9 | 88.9 | 1 | 5 | 6 | 6 | 3 | 1 | 1 | 0 | 32 | 20 |
| SOUTHWEST LA. | 5 | 11 | 45.5 | 0 | 2 | 0.0 | 2 | 3 | 66.7 | 0 | 4 | 4 | 11 | 5 | 4 | 3 | 0 | 28 | 12 |
| NORTH CAROLINA | 1 | 3 | 33.3 | 0 | 1 | 0.0 | 2 | 2 | 100.0 | 0 | 0 | 0 | 5 | 0 | 1 | 4 | 0 | 10 | 4 |
| LOUISVILLE | 3 | 7 | 42.9 | 0 | 0 | 0.0 | 0 | 1 | 0.0 | 0 | 1 | 1 | 7 | 4 | 3 | 1 | 0 | 24 | 6 |
| Georgia | 6 | 11 | 54.5 | 0 | 0 | 0.0 | 1 | 4 | 25.0 | 0 | 3 | 3 | 5 | 3 | 3 | 4 | 0 | 35 | 13 |
| Vanderbilt | 2 | 3 | 66.7 | 0 | 0 | 0.0 | 0 | 2 | 0.0 | 0 | 3 | 3 | 2 | 0 | 1 | 6 | 0 | 14 | 4 |
| FLORIDA | 4 | 7 | 57.1 | 0 | 0 | 0.0 | 12 | 16 | 75.0 | 0 | 1 | 1 | 5 | 2 | 6 | 2 | 0 | 33 | 20 |
| Louisiana St. | 3 | 8 | 37.5 | 1 | 2 | 50.0 | 0 | 0 | 0.0 | 2 | 0 | 2 | 2 | 1 | 3 | 2 | 0 | 17 | 7 |
| ALABAMA | 1 | 1 | 100.0 | 0 | 0 | 0.0 | 1 | 2 | 50.0 | 0 | 1 | 1 | 5 | 2 | 1 | 3 | 0 | 22 | 3 |
| TENNESSEE | 1 | 4 | 25.0 | 0 | 1 | 0.0 | 1 | 2 | 50.0 | 2 | 0 | 2 | 8 | 0 | 5 | 3 | 0 | 23 | 3 |
| Auburn | 1 | 5 | 20.0 | 0 | 0 | 0.0 | 0 | 0 | 0.0 | 2 | 1 | 3 | 5 | 1 | 3 | 4 | 0 | 32 | 2 |
| OLE MISS | 3 | 5 | 60.0 | 0 | 0 | 0.0 | 2 | 2 | 100.0 | 0 | 3 | 3 | 4 | 1 | 2 | 3 | 0 | 22 | 8 |
| Mississippi St. | 5 | 12 | 41.7 | 0 | 0 | 0.0 | 5 | 6 | 83.3 | 0 | 1 | 1 | 6 | 1 | 1 | 5 | 0 | 29 | 15 |
| GEORGIA | 8 | 11 | 72.7 | 0 | 0 | 0.0 | 4 | 4 | 100.0 | 0 | 2 | 2 | 3 | 4 | 7 | 4 | 1 | 31 | 20 |
| VANDERBILT | 1 | 6 | 16.7 | 0 | 1 | 0.0 | 0 | 0 | 0.0 | 1 | 3 | 4 | 9 | 1 | 1 | 5 | 0 | 19 | 2 |
| Florida | 4 | 9 | 44.4 | 0 | 0 | 0.0 | 4 | 5 | 80.0 | 0 | 1 | 1 | 4 | 4 | 2 | 2 | 0 | 31 | 12 |
| LOUISIANA ST. | 4 | 5 | 80.0 | 0 | 0 | 0.0 | 4 | 4 | 100.0 | 0 | 2 | 2 | 7 | 0 | 2 | 6 | 0 | 19 | 12 |
| ALABAMA | 2 | 5 | 40.0 | 0 | 0 | 0.0 | 0 | 0 | 0.0 | 0 | 2 | 2 | 4 | 0 | 1 | 4 | 0 | 34 | 4 |
| TENNESSEE | 4 | 5 | 80.0 | 0 | 0 | 0.0 | 0 | 1 | 0.0 | 0 | 1 | 1 | 9 | 2 | 2 | 5 | 0 | 26 | 8 |
| AUBURN | 2 | 9 | 22.2 | 0 | 0 | 0.0 | 1 | 4 | 25.0 | 1 | 1 | 2 | 9 | 2 | 3 | 4 | 1 | 26 | 5 |
| Ole Miss | 1 | 4 | 25.0 | 0 | 0 | 0.0 | 0 | 0 | 0.0 | 0 | 2 | 2 | 8 | 1 | 3 | 4 | 0 | 33 | 2 |
| Notre Dame | 5 | 12 | 41.7 | 0 | 0 | 0.0 | 2 | 2 | 100.0 | 0 | 3 | 3 | 6 | 2 | 4 | 3 | 0 | 37 | 12 |

# THE UNIVERSITY



UNIVERSITY OF KENTUCKY
CAMPUS

# THE UNIVERSITY

From its modest beginnings in 1865, when it was known as State College, the University of Kentucky has grown into one of the nation's most outstanding institutions of higher learning. As a comprehensive land-grant university, UK offers an educational experience that cannot be matched anywhere in the Commonwealth. In fact, only a small number of institutions across the nation can offer the wealth of opportunities that awaits students at UK. at Kentucky, there is a tradition of value.

### UK EDUCATES ONE-THIRD OF THE COLLEGE STUDENTS IN KENTUCKY

Enrollment on the University's campus in Lexington is more than 23,000, while about 33,000 attend UK's 14 community colleges throughout the Commonwealth. That represents one-third of all students attending public or private colleges, business schools and universities in the state.

### INCOMING FRESHMEN ARE BEST IN STATE

Average entrance exam scores for UK freshmen are 22-plus on the ACT, higher than those for any public university in the state and about three points higher than the national average. The result is a better quality student body each year.

### APPLICATIONS TO ATTEND UK INCREASING

The number of students wanting to attend UK increases each year with applications for admission this fall well above the 10,000 mark.

### ACADEMIC SCHOLARSHIP PROGRAM IS GROWING

The University's academic scholarship program -- scholarships awarded on merit alone -- has grown from $70,000 a year in 1983 to more than $1 million in 1988.

### UK HAS REACHED THE TOP CATEGORY OF RESEARCH UNIVERSITIES

The Carnegie Foundation for the Advancement of Teaching has classified UK as a "Research University of the First Class," the only such institution in Kentucky and one of only 45 in the nation.

### UK HAS ENTERED THE WORLD OF SUPERCOMPUTERS

The University is now one of only a small number of universities in the nation to acquire a "supercomputer." UK's IBM 300E, with three "vectors," will attract not only more research funding and grants, but it also will be made available to undergraduate students, a rarity at any university.

### UK HAS SOME OF THE BEST FACULTY IN THE NATION

Some examples: ROBERT SHEPHERD, plant pathology, was elected to the National Academy of Sciences, the only Kentucky resident ever to receive that prestigious honor. ANTHONY DEMARIA is president of the American College of Cardiology. DAVID KAO, civil engineering, was named one of the nation's Top 100 researchers by Science Digest Magazine. VIRGIL HAGES, animal sciences, is president-elect of the Council for Agricultural Science and Technology in the United States. PEGGY MESZAROS, dean of the College of Home Economics, is national president of Kappa Omicron Phi, a home economics honorary society. GUY DAVENPORT, an English professor who is a Rhodes Scholar, is internationally known in his field. R. DAVID COBB, Pharmacy, is chairman-elect of the board of trustees of the American Pharmaceutical

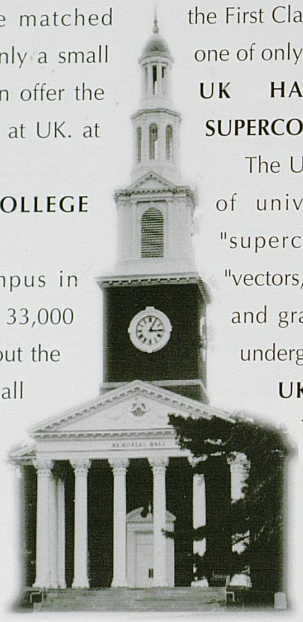

*UK'S Memorial Hall*

### GENERAL INFORMATION

Location: Lexington, Ky.
Founded: 1865
Enrollment: 23,000 (campus)
33,000 (14 Community Colleges)
President:
Dr. Charles Wethington (Interim)
Vice-President/Administration:
Edward A. Carter
Vice-President/Informational Systems:
Eugene Williams
Vice-President/Research:
Wimberly Royster
Chancellor, Lexington campus:
Robert Hemenway
Chancellor, Medical Center:
Peter Bosomworth
Chancellor, Community Colleges:
Dr. Ben Carr (acting)
Director of Public Relations:
Bernie Vonderheide
Conference: Southeastern
Band Director: William Harry Clark
Cheerleader Director: T. Lynn Williamson
Fight Song: On, On, U of K
Stadium: Commonwealth (57,800)
Arena: Rupp (23,000)

# THE UNIVERSITY

Association.

**THE FACULTY AT UK ARE AN IMPORTANT STATE "INDUSTRY"**

UK faculty brought to the University and the state last year more than $50 million in research grants and sponsored programs -- a valuable resource to the economic development of the Commonwealth. UK ranks among the Top 100 research universities in federal research funding, the only one so ranked in the state.

**UK HAS SOME OF THE MOST OUTSTANDING PROGRAMS IN THE NATION**

The sociology department received the American Sociological Association's award for teaching, the first time this prize has gone to an entire department. The College of Communications ranked among the Top 10 programs in the country based on papers presented at the International Communications Association convention. The Gaines Center for the Humanities is unique among undergraduate programs and facilities found in public universities in the nation. University cancer research and treatment programs have been enhanced by two new modern facilities. The equine research program, for a long time a research hallmark at UK, has one of the top research facilities in the world, the new Maxwell Gluck Equine Research Center.

The Patterson School of Diplomacy and International Commerce is the only such graduate program of its kind in the South. More than 40,000 people annually enjoy music, theater and art programs of the College of Fine Arts. The award-winning Community College System of 14 colleges across the state provides technical and transfer programs to more than 30,000 Kentuckians annually.

**UK HAS AN IMPRESSIVE LIST OF ALUMNI**

Included in the University's long list of more than 10,000 alumni are seven governors, two Nobel Prize winners, an astronaut and several chief executive officers of national corporations.

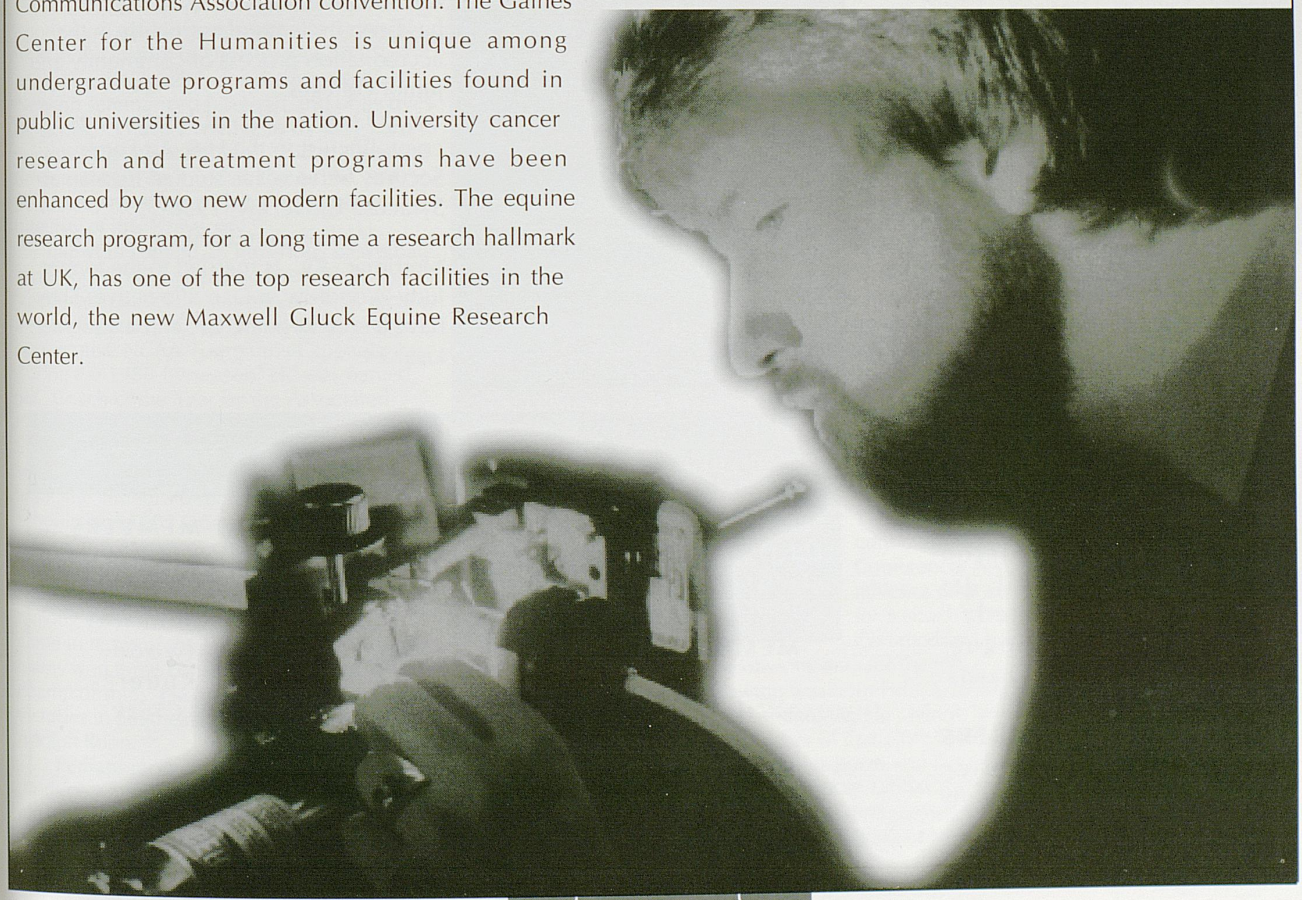

# THE PRESIDENT & BOARD

Charles T. Wethington Jr. was named the University of Kentucky's 10 president on September 18, 1990 after serving as interim president for nine months. Prior to assuming the post, he served as Chancellor of the UK Community College system since 1982.

Wethington began his career in higher education in 1965 as an educational psychology instructor on the Lexington campus of the University and entered administration two years later when he was named director of Maysville Community College. In 1971 he moved to the system office in Lexington as assistant vice president, and became vice president of the Community College System in 1981.

In the University reorganization of 1982 he was named chancellor of the UK system, one of the three major sectors of UK.

Under his leadership the Community College System has set enrollment records and added an entire new college at Owensboro.

Wethington earned his master's and doctorate degrees at UK after completing his undergraduate work at Eastern Kentucky University.

The Casey County native has been active on the national higher education scene, serving as legislation committee chairman of the National Council of State Directors of Community and Junior Colleges before moving to the chairmanship in 1985.

He has been vice chairman of the Executive Council of the Southern Association of College and Schools' Commission on Colleges, and was a member of the search committee for the executive director of the Commission.

He has held membership on the Joint Commission on Federal Relations of the Association of Community College Trustees and the American Association of Community and Junior Colleges, and has served as a member of the Board of Trustees of the Southern Association of Colleges and Schools.

Wethington also is chairman of the Bluegrass State Skills Corporation board of directors, a member of the Board of Visitors of the Community College of the Air Force, a member of the Southern Region Education Board and a member of its Executive Committee. He has been in demand nationally in the accreditation process of community and junior colleges.

During 1957-61 he served as a cryptolinguist in the U.S. Air Force Security Service. He studied Russian at Syracuse University, 1958-59.

Wethington, born Jan. 2, 1936, in Merrimac, Ky., is married to the former Judy Woodrow, a Danville native. They have a son, Kennan, 21, and a daughter, Lisa, 24.



*Charles T. Wethington Jr.*
*President*

## The Wethington FILE

**FAMILY**
Wife, Judy; children, Lisa - 24, and Kennan - 21

**BIRTHDATE**
January 2, 1936 in Merrimac, KY

**EDUCATION**
Eastern Kentucky, 1956 (Bachelor's)

Kentucky, 1962 (Master's)
Kentucky, 1965 (Doctorate)

## U K ATHLETICS ASSOCIATION BOARD OF DIRECTORS 1990-91

**FACULTY MEMBERS**
Ernest J. Middleton
J.R. van Nagell, Jr.
Daniel R. Reedy
Micki King Hogue
Peggy S. Meszaros

**TRUSTEE MEMBERS**
Albert B. Chandler
Billy B. Wilcoxson

**ALUMNI MEMBERS**
Jerry Al. Stricker
William B. Sturgill

**MEMBERS-AT-LARGE**
S. T. Roach
L.D. Gorman

**STUDENT MEMBERS**
Sarah Coursey
Daris McCullough

**EX-OFFICIO MEMBERS**
Charles T. Wethington, Jr.
Jack C. Blanton
Robert E. Hemenway
Virginia Atwood
James M. Kuder
Judge Tom Clark

# DIRECTOR OF ATHLETICS

When Charles Martin (C.M.) Newton became the University of Kentucky's seventh Director of Athletics on April 1, 1989, he hit the ground running.

Newton's first order of business was to bring respectability back to a basketball program hit hard by an NCAA investigation. He did so by hiring New York Knickerbockers head man Rick Pitino to coach the Wildcats. A few months later, Newton was faced with the task of hiring a football coach to replace the retiring Jerry Claiborne. Newton again rose to the occasion, luring Southeastern Conference Coach of the Year Bill Curry from the University of Alabama to lead the UK program.

Newton recently scored once again with the UK fans when it was announced that UK's football and basketball games will once again be carried on Louisville's clear-channel, 50,000-watt WHAS Radio, for the first time since 1986.

After little more than a year on the job, Newton has become one of the most popular public figures in the Commonwealth of Kentucky. In addition to a lengthy, impressive list of credentials, Newton brought to Kentucky a sparkling reputation at a crucial time in the history of UK Athletics. In accepting the position at his alma mater, Newton summarized his goals and objectives by saying, "I have a resolve to try very hard to continue that great tradition, and at the same time, to totally do it within the NCAA and SEC rules and not sacrifice the academic integrity of this University."

Newton capped an illustrious basketball coaching career by leading his final Vanderbilt University team to a 19-14 record, a second-place SEC finish and its second consecutive NCAA Tournament appearance during the 1988-89 season. He was named SEC Coach of the Year by the Associated Press and also received the Kodak NABC District IV Coach of the Year award. Newton served as head basketball coach and associate athletics director at the Nashville school since 1982, compiling a 129-115 record. In 32 years of coaching at Transylvania, Alabama and Vanderbilt, Newton compiled a 509- 375 record overall, ranking among the top 10 coaches in the game in terms of total victories. His Alabama teams won three consecutive Southeastern Conference championships. He finished his career ranked second in career victories in Southeastern Conference games to his mentor, Coach Adolph Rupp.

Perhaps more impressive, however, was Newton's ability to produce winning teams that also possessed exceptional academic credentials. During Newton's tenure at Vanderbilt, 18 Commodores were named to the Academic All-SEC team, over 50 percent more than any other league school, and including his last graduating class, all 21 seniors received their diplomas.

Newton is highly regarded on the national level. He has served on the board of directors of the National Association of Basketball Coaches. He worked six years on the NCAA Basketball Rules Committee, serving as chairman of that elite group for five of those years. He also served as vice president of USA Basketball, the nation's governing body for international amateur basketball.

Newton has literally circled the globe to promote the game of basketball. He served as team manager, a combination coaching and administrative position, on the 1984 U.S. Olympic team that won the gold medal. Indiana coach Bob Knight, who tabbed Newton for the Olympic staff, called him "the finest gentleman in our business." In 1983 and 1987, Newton took Vanderbilt squads to the Republic of China (Taiwan) to represent the United States in the R. William Jones Cup International Tournament, winning the gold medal in 1983 and the silver in 1987. He has also conducted coaching clinics in numerous countries.

Newton began his coaching career at Transylvania College (now Transylvania University) in Lexington. Recommended for the job by Coach Rupp, Newton guided Transy to a 169-137 record in his 12 years at the helm.

In 1969, once again with the backing of Rupp, Newton answered a call from Paul "Bear" Bryant to take on the challenge of building the downtrodden Alabama basketball program. During his 12-year tenure, Newton orchestrated a complete turnaround in the Crimson Tide's basketball fortunes, compiling a sparkling 211-123 record.

In addition to the three SEC championships, Newton guided the Tide to two trips to the NCAA Tournament and four berths in the NIT.

With few horizons left to conquer at Alabama, Newton resigned at the end of the 1980 season to accept a job as assistant commissioner of the Southeastern Conference. A year later, when Vanderbilt athletics director Roy Kramer was searching for a coach of national stature to head the Commodores basketball program, Newton was the obvious man for the job.

Newton was born Feb. 2, 1930, in Rockwood, Tenn. He grew up in Ft. Lauderdale, Fla., where he was eventually named a charter member of that city's Sports Hall of Fame, along with Chris Evert, Julius Boros and the late Brian Piccolo. Newton is married to the former Evelyn Davis of Ft. Lauderdale. The Newtons have three grown children — daughters Deborah and Mrs. Tracy Thompson and son Martin.



*C.M. Newton*

## The Newton FILE

**FAMILY**
Wife, Evelyn; children, Deborah (36), Tracy (33), and Martin (29).

**BIRTHDATE**
Feb. 2, 1930 in Rockwell, Tenn.

**EDUCATION**
Kentucky, 1952 (Bachelor's)
Kentucky, 1957 (Master's)

**COLLEGE ATHLETIC CAREER**
Lettered on UK's '51 NCAA Championship Team

**COACHING ACHIEVEMENTS**
AP SEC Coach of the Year : 1972, 76,88,89
UPI SEC Coach of the Year: 1972, 73, 88
U.S. Olympic Team Manager 1984.

**COACHING RECORD**

| Year | School | Record |
|---|---|---|
| 1956-68 | Transylvania | 169-137 |
| 1969-80 | Alabama | 211-123 |
| 1982-89 | Vanderbilt | 129-115 |
| TOTALS | (32 seasons) | 509-375 |

# UKAA ADMINISTRATIVE STAFF



***GENE DEFILIPPO***
Associate Director of Athletics
External Affairs

Gene DeFilippo is in his fourth year with the University of Kentucky Athletics Association and was recently promoted to associate director for external affairs.

DeFilippo oversees Uk's Blue and White Fund. During DeFilppo's tenure at UK, private donations to the Athletics Association have increased from $850,000 a year to more than $2.1 million. DeFilippo was also instrumental in fundraising to pay for the $1.26 million renovation of Memorial Coliseum and the new $600,000 scoreboard at Commonwealth Stadium. DeFilippo also oversees UK's Marketing and Promotions department and its licensing program, which ranks fourth nationally in the sale of souvenirs, grossing more than $490,000 annually in royalties.

DeFilippo, a native of Florence, Mass., joined the UKAA staff in January of 1987 as assistant athletics director.

He earned his undergraduate degree and graduated with cum laude honors from Springfield College in 1973. The following year, DeFilippo served as a graduate assistant football coach at the University of Tennessee, where he earned his master's degree in educational administration in 1974.

DeFilippo served as football offensive coordinator from 1975-79 at Youngstown (Ohio) State, then was an assistant coach at Vanderbilt the next three years. He moved from coaching to administrative assistant at Vanderbilt under Athletic Director Roy Kramer. After two years, DeFilippo was named director of athletics at the University of South Carolina at Spartanburg.

He and his wife, Anne, have three children — Christine, John and Mary.



***LARRY IVY***
Associate Director of Athletics
Internal Affairs

Larry Ivy is in his 14th year with the UK Athletics Association and was recently promoted to associate director for internal affairs. He had previously served as assistant director for finance.

Ivy, a native of Huntsville, Ala., joined the UKAA staff in 1976. He assists the director of athletics in all areas of the Association's administration, with primary interest in management of the business, accounting and ticket operations.

Aside from those duties, Ivy serves as game manager for all UK home basketball games. He has also served as tournament manager for the 1985 NCAA Final Four, the 1982 Southeastern Conference Basketball Tournament and four NCAA Mideast Regionals (1977, '80, '84, '89).

Ivy graduated from Huntsville High School in 1961 and earned his undergraduate degree (1967) and MBA (1968) from the University of Alabama.

He is married to the former Lorain Darnell of Paducah. He has one daughter, Kim, 19.



***BOB BRADLEY***
Assistant Director of Athletics
Student Services/Academics

Bob Bradley is in his 13th year with the University of Kentucky Athletics Association, coming aboard in 1977. He was recently named assistant director for student services.

A native of Hornell, N.Y., Bradley supervises all academic affairs regarding the UK Athletics programs, including the operation of the nationally recognized CATS (Center for Academic and Tutorial Services). His expanded duties include supervising UK's career guidance counseling services.

In 1989, Bradley received special recognition as the University of Kentucky won the College Football Association's Academic Achievement Award, the only school other than Duke, Notre Dame or Virginia ever to win the prestigious award for the highest graduation rate among 1-A football schools.

Bradley graduated from Hornell High School and earned his undergraduate degree at Salem College in 1971. He earned his master's degree in 1972 from the University of Kentucky in educational psychology and counseling.

Prior to joining the UKAA staff, Bradley served as coordinator of career counseling and director of financial aid for the Lexington Technical Institute.

Bradley is single.



***JOHN BOSTICK***
Assistant Director of Athletics
Legislative
Services/Compliance

John Bostick is in his second year with the University of Kentucky Athletics Association as assistant director for legislative services and compliance.

Bostick, a native of Winfield, Ala., was named to his new post at UK on June 1, 1989. Prior to that, he had spent the previous eight years as an assistant basketball coach at Vanderbilt University under C.M. Newton.

In all, Bostick was an assistant coach under Newton for 20 years (12 at Alabama, eight at Vanderbilt). He has spent 32 years as a coach on either the high school or collegiate level. His head coaching record in the prep ranks was 178-102 in 10 seasons.

Bostick, who earned his bachelor's degree from Florence State in 1957, earned 11 varsity letters during his collegiate playing days (four in baseball and basketball, three in football), which is a school record.

He is married to the former Betty Cotton of Florence, Ala.



***KATHY DEBOER***
Assistant Director of Athletics
Non-Revenue Sports

Kathy DeBoer is in her fifth year as assistant athletics director and recently assumed the title of assistant director for non-revenue sports.

DeBoer, who doubles as the women's volleyball coach, serves as UK's primary women's administrator as well as supervising the non-revenue sports.

In six years at Kentucky, DeBoer has led her Wildcats volleyball squads to three Southeastern Conference titles and two SEC Tournament championships. DeBoer, the 1987 Tachikara National Coach of the Year, has taken UK to the NCAA Final Eight in 1987 and the NCAA Final 16 in 1988.

DeBoer is active nationally and in the Lexington community. She served as chair of the UKAA United Way campaign in 1986-88. She has served on the board off directors off the Lexington YWCA since 1986 and as chair of the Association's strategic planning committee. She is a member of the Lexington Professional Women's Forum and the board of directors of Citizens for Sports Equity, a Kentucky group formed to assist women in attaining positions in sports leadership.

DeBoer spent four seasons as volleyball coach at Ferris State College prior to coming to UK. She led Ferris State to a pair of Great Lakes Conference championships.

DeBoer received her bachelor's degree from Michigan State in 1978 and her master's degree in business administration at Kentucky.

She is married to Mark H. Pittman.



***BARBARA DONNELLY***
Ticket Manager

Barbara Donnelly is in her 15th year with the University of Kentucky Athletics Association.

Donnelly, a native of Flatwoods, was named ticket manager for the UKAA in October of 1987. She had served as assistant ticket manager since 1984.

Donnelly began her employment with UKAA as secretary to Frank Ham of the Blue-White Fund office in December of 1975. She graduated from Russell High School in 1971 and owns an associate degree from Ashland Community College.

# UKAA SUPPORT STAFF



*Sandy Bell*
*Compliance Coordinator*



*David Boyd*
*Computer Systems Coordinator*



*Toni Byrne*
*Staff Assistant*



*Tamara Calton*
*Administrative Assistant*



*Lisa Cruz*
*Staff Assistant*



*Barbara Deniston*
*Director of Student Development*



*Misty Driscoll*
*Staff Assistant*



*Melissa Fordham*
*Staff Assistant*



*Carol Gibson*
*Accounting Clerk*



*Al Green*
*Trainer*



*Rita Griffith*
*Accounting Clerk*



*Mary Craig Haley*
*Staff Assistant*



*J.R. Hisle*
*Accounting Manager*



*Barbara Isham*
*Executive Assistant*



*Mike Jenkins*
*Academic Counselor*



*Beverly Jones*
*Staff Assistant*



*Barbara Kiser*
*Accounting Clerk*



*Carolyn McDowell*
*Assistant Ticket Manager*



*Kyle Moats*
*Asst. to Associate A.D.*



*Sandy Morgan*
*Administrative Assistant*



*Debbie Mulligan*
*Asst. to Associate A.D.*



*Janetta Owens*
*Administrative Assistant*



*Lee Reedy*
*Staff Assistant*



*Susan Renaker*
*Staff Assistant*



*Ann Sampson*
*Staff Assistant*



*Sue Stanley*
*Trainer*



*Rodney Stiles*
*Student Admissions*



*Pam Tingley*
*Accounting Clerk*



*Lydia Wehrle*
*Staff Assistant*

# HISTORY OF THE SEC

The 10 universities of the Southeastern Conference began athletic competition with one another almost 100 years ago as members of the Southeastern Intercollegiate Athletic Association .

Seven institutions attended the SIAA organizational meeting of faculty representatives, called by Dr. William L. Dudley of Vanderbilt, in Atlanta, Ga., Dec. 22, 1894.

Student teams from the schools began meeting in various sports with little pattern to their contests. Baseball was the most popular campus sport, but the American adaptation of the English game rugby, called "football", was drifting down from the East and Midwest. Southerners were quickly attracted to this sport, formalized in 1869.

The first football game in the Southeast was played April 9, 188(), on the ground now called Old Stoll Field at the University of Kentucky. Kentucky, then known as Kentucky A&M, was host to the contest in which Transylvania College, then called Kentucky University, upset Centre College 13-3/4 to 0. Kentucky A&M (now UK) organized a team and in November 1881, played Transylvania in a three-game series (winning 7-1/2 to 1, then losing 1 to 2 and 2-1/ to 3-3/4). By 1895, nine schools, now SEC members, were playing football.

Basketball moved quickly to the South as Vanderbilt University was playing at the Nashville YMCA in 1893, just two years after Dr. James Naismith originated the game at Springfield (Mass.) College. The Commodores won 9-6 in a game with nine players on each team. Basketball became an intercollegiate sport in 1901 and in 1908 Vanderbilt was meeting Columbia and Yale intersectionally.

Track was organized on a conference level at the 1895 SIAA meeting presided over by President Dudley, who served until his death in 1914. The first annual championship meet was held at Vanderbilt on May 15,1896. By the turn of the century eight of the 13 charter SEC members were participating.

The seven-member SIAA expanded to 19 institutions in 1895 and by 1920 there were 30 members. The larger schools reorganized as the Southern Conference at a meeting in Gainesville, Fla., Dec. 12-13, 1920. Professor S.V. Sanford of Georgia called the meeting and served as the first president. Despite an original limit of 16, the membership grew to 23 by 1928. At one time or another the SIAA and the SC included most of the Southern colleges from Virginia to Texas.

The 13 members west and south of the Appalachian Mountains reorganized as the Southeastern Conference at the annual SC meeting of Dec. 8-9, 1932, in Knoxville, Tenn. The 10 coast members remained in the Southern Conference. Dr. Frank L. McVey of Kentucky was elected president of the new conference whose charter members were: Alabama, Auburn, Florida, Georgia, Georgia Tech, Kentucky, Louisiana State, Mississippi, Mississippi State, Sewanee, Tennessee, Tulane and Vanderbilt. (Sewanee withdrew Dec. 13,1940, while Georgia Tech and Tulane followed on June 1, 1964, and June 1, 1966, respectively). McVey held an informal meeting of the school presidents Feb. 16, 1933, in Birmingham, Ala., then the first full meeting in Atlanta, Ga., Feb. 27.

The new SEC discovered both stature and stability by designating voting power to the presidents of the member institutions. They determined the policies of the league and through the years it has been the principal source of strength in the evolution of the league, with particular reference to eligibility regulations and academic requirements. The office of the commissioner was formed in l940 in Jackson, Miss., due to the great amount of detail work developing, especially in recruiting and eligibility. Former Mississippi Governor Martin S. Conner took office as commissioner Aug. 21, 1940, as an extension of the authority of the presidents. Conner later became ill and the secretary of the conference, Dean N.W. Dougherty of Tennessee, served as acting commissioner during the fall of 1946.

The office was moved to Birmingham, Ala., with the appointment of Bernie H. Moore as the second full-time commissioner on Feb. 21, 1948. Moore, a former LSU coach, guided the SEC to national respect in his 18-year tenure.

A.M. (Tonto) Coleman succeeded Moore upon his retirement April 1, 1966. The Alabama native, who was reared in Texas and experienced in athletic coaching and administration, served six and one-half years. Dr. H. Boyd McWhorter, then Dean of Arts and Sciences at Georgia and secretary of the league since 1967, accepted the position upon the retirement of Coleman Aug. 1, 1972. Under his leadership the SEC experienced unparalleled growth. In McWhorter's first year the SEC distributed $1.57 million and 14 years later the league distributed $15 million in revenue to the member institutions in his final year before retiring (1986).

Dr. Harvey W. Schiller,an Air Force colonel and faculty chair at the U.S. Air Force Academy, followed McWhorter, taking office Sept. 15, 1986. Under his guidance the SEC established itself as a leader in the areas of athletic scholarship and marketing.

Roy F. Kramer succeeded Schiller, who accepted the position of Executive Director of the US. Olympic Committee, on Jan. 10, 1990. Kramer, who has served on numerous NCAA committees, joined the league office after spending 12 years as athletic director at Vanderbilt.

The first SEC champions were crowned in 1933 in four sports (baseball, basketball, football and outdoor track). The league's inaugural championship event was a basketball tournament held Feb. 24-28, 1933, in Atlanta, Ga. Records show the first men's team title for cross-country was awarded in 1935, while golf and swimming were added in 1937. The league later began hosting championships in tennis (1953) and indoor track (1957).

In 1973-74 the SEC first awarded the Bernie Moore Trophy, symbolic of the league's premier men's athletic program. Points are awarded based on the member institutions' conference finish in all sports.

In the 1979-80 academic year SEC championships for women were recognized in basketball, tennis and volleyball. The following year golf, gymnastics, swimming and track and field were added. The administration of women's athletics officially came under the auspices of the conference office on Sept. 1, 1984. A women's all-sports champion has been awarded every year since 1983-84.

As the SEC begins its seventh decade of competition in 1990, the conference regulates nine sports for both its men's and women's programs as follows:

Men - baseball, basketball, football, golf, swimming, tennis and track (cross country, indoor and outdoor) .

Women - basketball, golf, gymnastics, swimming, tennis, track (cross country, indoor and outdoor) and volleyball.

## SEC ADMINISTRATIVE STAFF



*ROY KRAMER*
*Commissioner*



*BRAD DAVIS*
*Assistant Commissioner*



*JOHN GERDY*
*Associate Commissioner*



*BOBBY GASTON*
*Football Officials*



*JIM McCULLOUGH*
*Associate Commissioner*



*JOHN GUTHRIE*
*Associate Commissioner*



*MARK WHITWORTH*
*Publicity Director*



*PAT WALL*
*Associate Commissioner*



*CHARLES WOODROOF*
*Assistant Director*



*MARK WOMACK*
*Executive Associate Commissioner*



*GRAHAM EDWARDS*
*Assitant Director*

# 101/ALUMNI ASSOCIATION

## THE COMMITTEE OF 101

The University of Kentucky is blessed with a unique support organization—the Committee of 101.

While most schools have elaborate booster groups that raise cash for the various athletics programs, the Committee of 101 is a service-oriented group that makes no direct cash contribution to UK. The organization, which has the motto "Dedicated to the support of Kentucky basketball," sponsors the annual "Get Acquainted" preseason banquet and the annual postseason awards ceremony.

The group's activities extend to non-UK activities, including raising money for such charities as Cardinal Hill Hospital, Big Brothers/Big Sisters and the Bluegrass Boys' Ranch.

The most visible work of the Committee of 101 is ushering at Wildcats home football and basketball games, as well as events like the SEC Tournament, regional and national championships. In an effort to promote Kentucky basketball, the Committee also produced an album titled "Great Moments in Kentucky Basketball."

The Committee of 101 was born in 1966 when 101 employees of IBM's Lexington plant each gave 25 cents to send a telegram to the late coach Adolph Rupp at every game the Wildcats played that season. From those modest beginnings, the club grew into the service organization it is today, which includes 250 members. Since membership is limited to that number, a waiting list is kept for people wishing to become involved. Persons wishing to join the Committee should write:

Committee of 101
P. O. Box 22
Lexington, KY 40501

Dues are only $10 per year, but each member is required to "roll up his sleeves and go to work," according to Committee president Van Florence. "We consider ourselves a working organization," he says. "Any time manpower is needed in UK Athletics, we're there."

## ALUMNI OFFICERS/STAFF

### 1990 OFFICERS

President: Richard Bean ('69), Louisville
President-elect: Myra Tobin ('62), New York, N.Y.
Treasurer: Preston Art ('63), Walton

### ASSOCIATION STAFF

Bob Whitaker ('58)
Director of Alumni Affairs
Secretary, UK National Alumni Association

Stan Key
Assistant Director, Outreach Programs

Liz Howard
Assistant Director, Communications/Editor

Susan Brothers
Assistant Director, Marketing & Membership

### STAFF:

Brenda Bain
Julia Brothers
Linda Brumfield
Margie Carby
Ruby Hardin
Charles Livingston
William Overstreet
Carolyn Rhorer
Tom White

## UK NATIONAL ALUMNI ASSOCIATION

FRIENDraising—that's what the University of Kentucky National Alumni Association does best. FUNraising is the province of the UK Athletics Association. FUNDraising is what the UK Development Office does by seeking contributions to the Annual Fund and individual colleges, by receiving gifts from wills, trusts and bequests and by uncovering corporate support for the University.

The UK National Alumni Association has a dual purpose—serving alumni with programs and membership benefits and serving the University with programs to undergird the continuing academic progress at UK, to attract quality students and to reward a quality faculty.

Among the most popular programs for alumni are area club gatherings and trips to Rupp Arena; the Kentucky Alumnus magazine; membership availability at Spindletop Hall, and the basketball scorecard. The Association also sponsors class reunions, Homecoming, overseas trips, an annual photo contest, library privileges, University Press Book discounts, and the Hall of Distinguished Alumni recognition program.

Foremost among service programs to the University during the past several years is the grassroots support movement for Kentucky higher education. Working through informed alumni volunteers, the message of formula funding and the needs of UK were firmly impressed upon local legislators as well as the Executive offices in Frankfort.

The Association encourages exceptional teaching, which is at the heart of a strong academic program, by presenting up to five awards annually for "great" teaching.

# CATS makes Cats a class act

The University of Kentucky strives to keep the term "student-athlete" in the proper perspective—student first, athlete second.

For that reason, UK opened one of the nation's first academic centers for student-athletes in 1981. The academic center is known as the Center for Academic and Tutorial Services—"CATS" for short.

Located in Memorial Coliseum, the center is specifically designed with the student-athlete in mind. Recently enlarged, it contains a general study area along with numerous smaller rooms for individual tutoring. The expansion added a language library, additional tutoring rooms, a media center and a new computer facility.

"Academically," UK basketball coach Rick Pitino says, "we hope to make our players overachieve in the classroom the same way they do on the basketball court, so that if they don't make it in the NBA, they can leave their college life with the beginning of a great career."

Football coach Bill Curry agrees. "Our CATS is one of the best academic services in the land, and that's based on results," he says. "For Kentucky to be up there with Duke, Virginia and Notre Dame is a real tribute to our student-athletes, and to our academic support staff, headed by Bob Bradley."

Curry was referring to the College Football Association's Academic




*The CATS center provides a quiet study environment away from the hustle and bustle of campus life.*

Achievement Award, a sort of academic national championship, which the UK football team won in 1989. Kentucky won the award by having the nation's highest graduation rate—90%—among 1-A football schools in 1989. Kentucky became the only school other than Duke, Virginia and Notre Dame to win the prestigious award.

Bob Bradley, Assistant Athletics Director for Student Services and Academics, supervises CATS. Bradley is assisted by Barbara Deniston, Director of Student Development, and Mike Jenkins, Academic Counselor. CATS also employs four graduate assistants and numerous tutors, both from the University and surrounding community.

As illustrated by the chart on this page, UK once again placed more athletes on the Southeastern Conference's Academic Honor Roll than any league school in 1989-90, further indication of UK's success in the classroom.

"The CATS center is an incredible advantage to a student-athlete over another without an academic center," Bradley says. "This is a forum in which the student-athlete can get any questions about his or her academic endeavors answered."

The philosophy at the University of Kentucky is simple—colleges should be able to offer the student-athlete every opportunity to succeed, not only in athletics, but in academic life as well. Judging from recent statistics, UK is standing by its philosophy.

At UK, CATS make the Cats a class act.



*Assistant Athletics Director Bob Bradley and Director of Student Development Barb Deniston lead the CATS staff.*



When C. M. Newton became the University of Kentucky's Athletics Director in 1989, he found the same basketball lockerroom facilities used when he played for Coach Adolph Rupp in the 1950s. Same lockers, same showerheads, same chalkboard with the narrow key.

One of Newton's first priorities, therefore, was to modernize the basketball facilities. "Coach Pitino and I agree," he said, "that we need a first-class support facility for our student-athletes, giving our basketball players a facility that will do for them what the Nutter Center has done for Kentucky football."

With that in mind, Newton and his staff went to work, raising more than $1 million in a matter of weeks to renovate the north endzone of historical Memorial Coliseum. The result is impressive.

Kentucky's new basketball home base includes state-of-the-art weight training facilities, basketball lockerroom, players' lounge, team meeting room, basketball and administrative office space. The two-story complex opened in February of 1990. Along with the Joe B. Hall Wildcat Lodge and Rupp Arena, the new facility provides the UK basketball program the finest facilities found anywhere.

UK's impressive list of athletics facilities includes the historic Coliseum, built in 1950 but still in tip-top shape. The Coliseum still serves as home to Kentucky's volleyball, gymnastics and women's basketball teams, as well as various campus-wide functions. The south side of the UK campus features a remodeled Shively Baseball Stadium, the Shively Track and Field Complex, the E. J. Nutter Athletic Training Center, Commonwealth Stadium, the Lancaster Aquatic Center, the Downing Outdoor Tennis Center and the Hilary Boone Indoor Tennis Center.

*Rupp Arena is, of course, the 24,000-seat home of the Wildcats. The arena is part of the $53 million Lexington Center complex, which includes a Hyatt Regency Hotel, a 50-store enclosed shopping mall and beautiful Triangle Park. Lexington Center is the hub of activity in downtown Lexington.*



*The new Lancaster Aquatic Center graces the South side of the UK campus.*

## THE BLUE AND WHITE FUND

Originated in 1973 by former Athletics Director Cliff Hagan, the Blue and White Fund's main purpose is to provide financial assistance to the UK Athletics program, for scholarships for more than 300 student-athletes.

The Fund also helps underwrite costs associated with the nationally recognized Center for Academic and Tutorial Services (CATS). In addition, the Fund provides dollars necessary to upgrade the entire athletics physical plant and to plan for future projects.

Some of the future projects for which the Blue and White Fund would assist include the expansion of Commonwealth Stadium from 57,800 to 72,000; the construction of an indoor football practice facility, and the construction of a new athletics ticket office.

Last year, more than $2.2 million was raised through the Blue and White Fund, under the direction of Associate Athletics Director Gene DeFilippo. Membership is open to anyone interested in helping UK student-athletes.

For more information on the Blue and White Fund, contact Gene DeFilippo at (606)257-8000.



*Kentucky's athletics facilities, among the finest in the nation, include the Shively Track and Field and the E.J. Nutter Training Facility.*







*Memorial Coliseum is home base for the Wildcats. The Coliseum includes a new $1 million office, conditioning and lockerroom complex, featuring team meeting rooms, players' lounge and a modern weight training facility.*





*TOP: UK players live in the Joe B. Hall Wildcat Lodge, located on the north side of campus adjacent to Memorial Coliseum. LEFT: Triangle Park in downtown Lexington.*

# LEXINGTON . . . THE CITY

This is a place where the past and present meet and mesh gracefully .

Where downtown skyscrapers overlook thousands of acres of lush pastures, home to Kentucky's most famous resident - the horse.

This is Lexington, home of the University of Kentucky.

Lexington is one beauty of a city. John O. Simonds, a nationally-known landscape architect and the author of several books on land use, calls the Bluegrass area a "national treasure. The Bluegrass area is superlative countryside." Lexington is the heart of the Bluegrass, the metropolitan shopping, commercial and entertainment hub of eastern Kentucky.

Lexington has all the attractive qualities of a major metropolitan area, but it is small...and there is an overlay of what can be described as Blue Grass tradition to go along with such major companies as IBM, Ashland Oil (Valvoline), Jerrico, Island Creek Coal, Toyota and many other nationally known firms that have major plants or headquarters in the area.

With a population of around 225,000, Lexington is small enough to provide the perfect college atmosphere for the University of Kentucky. But it is also large enough to offer the cultural opportunities usually reserved for larger cities.

The city offers UK students much in the way of entertainment: a Philharmonic Orchestra, Chamber Music Society, the Lexington Singers, a Council of the Arts, and a local Ballet Company. Movie theaters, international restaurants, coffee-houses, top-ranked acts of all types at fabulous Rupp Arena in the Lexington Center, historical landmarks, parks, thoroughbred and harness racing, fine fishing in lakes, ponds, and streams, and the internationally famous Kentucky Horse Park, all in easy distance of the UK campus, are just a few attractions of Lexington and the

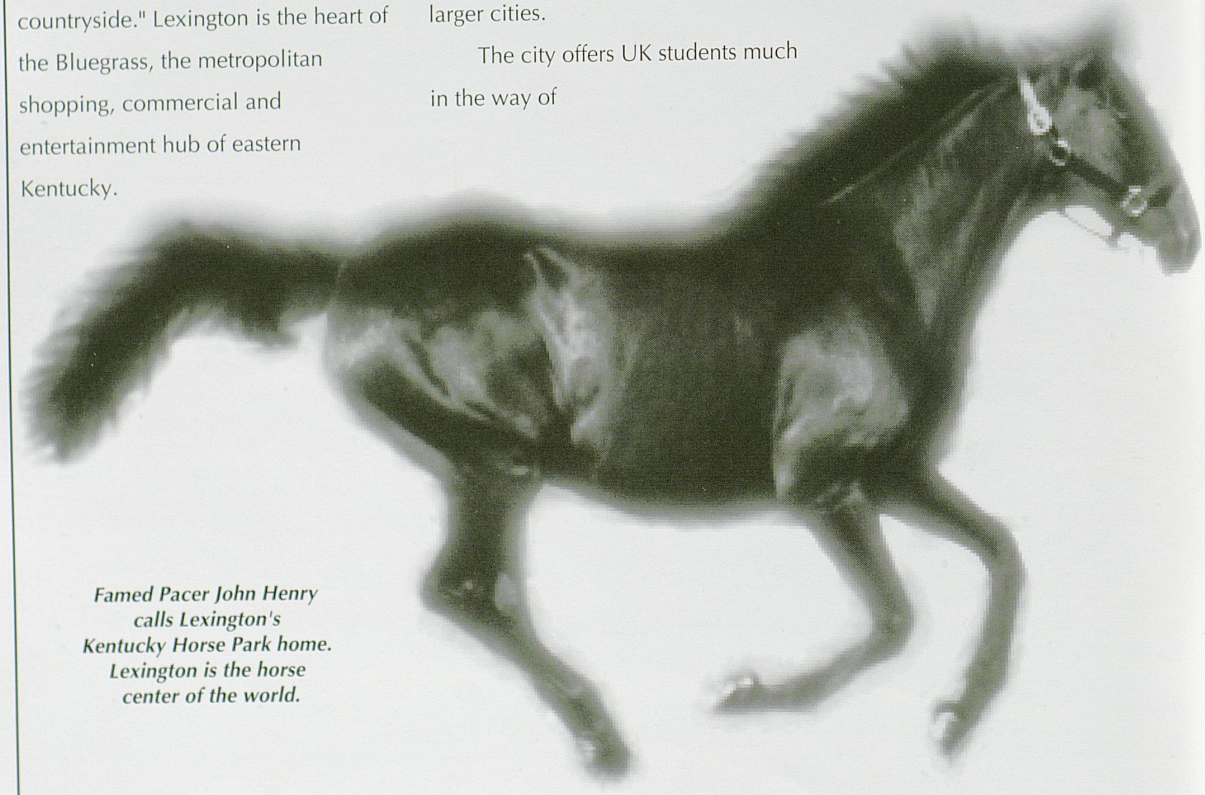

*Famed Pacer John Henry calls Lexington's Kentucky Horse Park home. Lexington is the horse center of the world.*

# LEXINGTON

University of Kentucky.

A recent statewide poll indicated that the Lexington area is the most popular place to live, work and play in Kentucky, and it's an area most residents would not seriously consider leaving. Lexington, Kentucky . . .one beauty of a city.



*Festival Market (above) is in the heart of the city.*

*Fourth of July fireworks (right) explode above a vibrant skyline.*

# KENTUCKY HEAD COACHES



*KATHY DeBOER*
*Volleyball*



*JOHN DINNEEN*
*Women's Tennis*



*DENNIS EMERY*
*Men's Tennis*



*BETTIE LOU EVANS*
*Women's Golf*



*SHARON FANNING*
*Women's Basketball*



*LEAH LITTLE*
*Gymnastics*

## KENTUCKY ATHLETICS IN 1989-90

A trio of third-place finishes in volleyball, golf and tennis paced UK's women's athletics program to a fourth-place finish overall in the SEC All-Sports Trophy race.

Once again, coach Don Weber's Cross Country teams enjoyed outstanding seasons, as the women's squad won its second consecutive SEC title and finished second in the NCAA. The Lady Kats were paced by All-American Valerie McGovern, UK's female Athlete-of-the-Year, who finished second individually at the meet and who would hold on to take first place in the 5,000 meters at the NCAA's outdoor track meet in the spring. Weber's men's squad posted the highest conference finish of any men's team, placing fourth at the SEC meet.

Three women's squads qualified for post-season action in 89-90. Sharon Fanning's Lady Kat Basketball team capped its best season since 1982-83 by winning the National Women's Invitation Tournament. By virtue of thier third-place finishes, both the golf and tennis squads earned bids to their respective NCAA Tournaments.

### 1989-90 SEC ALL-SPORTS TROPHY RACE

MEN

| PL. | SCHOOL | Pts. |
|---|---|---|
| 1. | Tennessee | 55.5 |
| 2. | Alabama | 49.5 |
| 3. | Georgia | 49 |
| 4. | LSU | 48.5 |
| 5. | Auburn | 47 |
| 6. | Florida | 43 |
| 7. | Ole Miss | 26 |
| 8. | Mississippi St. | 24 |
| 9. | KENTUCKY | 17.5 |
| 10. | Vanderbilt | 11.5 |

WOMEN

| PL. | SCHOOL | Pts. |
|---|---|---|
| 1. | Georgia | 54.5 |
| 2. | LSU | 50 |
| 3. | Florida | 48.5 |
| 4. | KENTUCKY | 42.5 |
| 5. | Tennessee | 42 |
| 6. | Auburn | 40.5 |
| | Alabama | 40.5 |
| 8. | Ole Miss | 24.5 |
| 9. | Mississippi St. | 14 |
| 10. | Vanderbilt | 13 |

*KEITH MADISON*
*Baseball*



*SGT. HARRY MULLINS*
*Rifle*



*WYNN PAUL*
*Swimming*



*BILL CURRY*
*Football*



*TOM SIMPSON*
*Men's Golf*



*DON WEBER*
*Track*



# 1989-90 REVIEW




DERON
FELDHAUS

# SHORT IN SIZE . . .

## PITINO'S BOMBINOS WON GAMES . . . AND HEARTS.

*The 1989-90 version of the University of Kentucky Wildcats basketball team will be remembered affectionately by UK basketball fans as a group of over-achievers who brought excitement back to an ailing program. Stung hard by a 14- month NCAA investigation and resulting probation, the University made a 180-degree turn under the leadership of a nationally respected Athletics Director (C. M. Newton), an aggressive young coach (Rick Pitino), and this group of eight scholarship players and four walk-ons whose courage and desire almost certainly outweighed their talent.*

*Picked before the season to finish ninth in the Southeastern Conference, the Wildcats finished with an overall record of 14-14, 10-8 in the SEC, which was good for fourth place. Kentucky was a perfect 9-0 in SEC games in Rupp Arena, highlighted by a thrilling 100-95 win over LSU before 24,301, the largest crowd ever at Rupp Arena.*

*The Wildcats didn't do it with mirrors. They did it with preparation, determination and pure hustle. They did it with three-point shooting — seven NCAA records were broken. They did it with defense — the team set a new record for steals in a season. And they did it with the help of their fans — six of the top 13 crowds in Rupp Arena history saw the Cats play.*

*Derrick Miller led the way, averaging 19.2 points per game. Reggie Hanson, named the team's Most Valuable Player, was in the SEC's top ten in five different categories — scoring (16.4), rebounding (7.1), field goal percentage (49.7), blocked shots (1.4) and steals (2.2).*

Sean Woods (right) runs the offense for the Cats. Woods led the Southeastern Conference in assists.



*Ritchie Farmer accepts the team award for best free throw shooter from Coach Rick Pitino and former Associate Coach Ralph Willard, who later was named head coach at Western Kentucky University.*

### SEC RECORDS SET IN 1989-90

Team three-pointers in a season — 281

Team three-point attempts in a season — 810

Individual three-pointers in a season — 99, Derrick Miller

Individual three-point attempts in a season — 289, Derrick Miller

# BIG IN HEART.




*Georgia's Rod Cole and Neville Austin are floored as Deron Feldhaus takes it to the hoop.*

**NCAA RECORDS SET IN 1989-90**

Team three-pointers made — 21 vs. North Carolina (48 attempts)
Three-pointers made, both teams — 31 vs. North Carolina (UK 21, UNC 10, 68 attempts)
Team three-point attempts — 53 vs. Southwestern Louisiana (15 made)
Three-point attempts, both teams — 84 vs. Southwestern Louisiana (UK 53, USL 31)
Three-point attempts, season — 810
Three-point attempts per game, season — 28.9

# REVIEW OF STATISTICS

## FINAL 1989-90 STATISTICS

### (28 Games)

(Overall: 14-14; Home: 13-3; Away: 1-10; Neutral: 0-1; SEC: 10-8 T-4th)

| | G | GS | Min | Avg | FG | FGA | Pct | 3PT | 3PTA | Pct | FT | FTA | Pct | Reb | Avg | PF | D | Ast | TO | Blk | Stl | Pts | Avg |
|---|---|---|---|---|---|---|---|---|---|---|---|---|---|---|---|---|---|---|---|---|---|---|---|
| MILLER, DERRICK | 28 | 28 | 954 | 34.1 | 198 | 502 | 39.4 | 99 | 289 | 34.3 | 43 | 57 | 75.4 | 95 | 3.4 | 72 | 1 | 37 | 52 | 12 | 35 | 538 | 19.2 |
| HANSON, REGGIE | 28 | 28 | 868 | 31.0 | 165 | 332 | 49.7 | 35 | 96 | 36.5 | 94 | 127 | 74.0 | 200 | 7.1 | 113 | 7 | 44 | 64 | 40 | 61 | 459 | 16.4 |
| FELDHAUS, DERON | 28 | 27 | 948 | 33.9 | 135 | 273 | 49.5 | 32 | 88 | 36.4 | 101 | 134 | 75.4 | 187 | 6.7 | 84 | 4 | 57 | 54 | 5 | 22 | 403 | 14.4 |
| PELPHREY, JOHN | 28 | 26 | 837 | 29.9 | 112 | 259 | 43.2 | 44 | 120 | 36.7 | 97 | 129 | 75.2 | 149 | 5.3 | 112 | 4 | 76 | 64 | 21 | 61 | 365 | 13.0 |
| WOODS, SEAN | 28 | 27 | 726 | 25.9 | 97 | 199 | 48.7 | 4 | 14 | 28.6 | 56 | 86 | 65.1 | 63 | 2.3 | 93 | 2 | 164 | 77 | 2 | 48 | 254 | 9.1 |
| FARMER, RICHIE | 28 | 1 | 487 | 17.4 | 57 | 149 | 38.3 | 31 | 95 | 32.6 | 50 | 59 | 84.7 | 48 | 1.7 | 44 | — | 73 | 40 | 2 | 32 | 195 | 7.0 |
| BRASSOW, JEFF | 27 | 2 | 483 | 17.3 | 70 | 170 | 41.2 | 32 | 88 | 36.4 | 19 | 29 | 65.5 | 98 | 3.5 | 81 | 3 | 26 | 24 | 10 | 39 | 191 | 6.8 |
| BRADDY, NEHEMIAH | 20 | — | 102 | 5.1 | 13 | 40 | 32.5 | 4 | 18 | 22.2 | 3 | 6 | 50.0 | 18 | .9 | 5 | — | 6 | 8 | — | 1 | 33 | 1.7 |
| DAVIS, JOHNATHON | 26 | 1 | 184 | 7.1 | 15 | 43 | 34.9 | — | 2 | — | 6 | 12 | 50.0 | 48 | 1.8 | 51 | 4 | 3 | 15 | 11 | 6 | 36 | 1.4 |
| COOPER, TONY | 12 | — | 21 | 1.8 | 3 | 4 | 75.0 | — | — | — | — | 2 | — | 2 | .2 | 5 | — | 2 | 2 | — | 2 | 6 | .5 |
| MCGAW, SKIP | 6 | — | 11 | 1.8 | 1 | 3 | 33.3 | — | — | — | — | 1 | — | 3 | .5 | 1 | — | — | — | 1 | 1 | 2 | .3 |
| PARKS, MICHAEL | 13 | — | 29 | 2.2 | 1 | 3 | 33.3 | — | — | — | 1 | 2 | 50.0 | 3 | .2 | 2 | — | 1 | 2 | — | 1 | 3 | .2 |
| TEAM | 28 | — | — | — | 1 | 1 | 100.0 | — | — | — | — | — | — | 82 | 2.9 | 1 | — | — | 1 | — | — | 2 | .1 |
| **WILDCATS** | **28** | **—** | **5650** | **201** | **868** | **1978** | **43.9** | **281** | **810** | **34.7** | **470** | **644** | **73.0** | **996** | **35.6** | **664** | **25** | **489** | **403** | **104** | **309** | **2487** | **88.8** |
| **OPPONENTS** | **28** | **—** | **5650** | **201** | **868** | **1763** | **49.2** | **167** | **436** | **38.3** | **558** | **782** | **71.4** | **1211** | **43.3** | **556** | **11** | **495** | **593** | **96** | **206** | **2461** | **87.9** |

## CONFERENCE GAMES ONLY

| | G | GS | Min | Avg | FG | FGA | Pct | 3PT | 3PTA | Pct | FT | FTA | Pct | Reb | Avg | PF | D | Ast | TO | Blk | Stl | Pts | Avg |
|---|---|---|---|---|---|---|---|---|---|---|---|---|---|---|---|---|---|---|---|---|---|---|---|
| MILLER, DERRICK | 18 | 18 | 610 | 33.9 | 123 | 306 | 40.2 | 57 | 168 | 33.9 | 29 | 40 | 72.5 | 60 | 3.3 | 50 | 1 | 19 | 32 | 7 | 25 | 332 | 18.4 |
| HANSON, REGGIE | 18 | 18 | 585 | 32.5 | 107 | 216 | 49.5 | 20 | 59 | 33.9 | 72 | 97 | 74.2 | 133 | 7.4 | 72 | 2 | 36 | 38 | 27 | 40 | 306 | 17.0 |
| FELDHAUS, DERON | 18 | 18 | 639 | 35.5 | 94 | 184 | 51.1 | 19 | 58 | 32.8 | 72 | 94 | 76.6 | 119 | 6.6 | 51 | — | 33 | 34 | 1 | 13 | 279 | 15.5 |
| PELPHREY, JOHN | 18 | 17 | 550 | 30.6 | 73 | 175 | 41.7 | 26 | 74 | 35.1 | 64 | 86 | 74.4 | 99 | 5.5 | 70 | 1 | 50 | 36 | 13 | 42 | 236 | 13.1 |
| WOODS, SEAN | 18 | 17 | 478 | 26.6 | 59 | 117 | 50.4 | 1 | 4 | 25.0 | 39 | 61 | 63.9 | 35 | 1.9 | 69 | 2 | 100 | 47 | 2 | 28 | 158 | 8.8 |
| BRASSOW, JEFF | 18 | 1 | 310 | 17.2 | 42 | 101 | 41.6 | 19 | 49 | 38.8 | 15 | 23 | 65.2 | 63 | 3.5 | 46 | 1 | 15 | 11 | 7 | 26 | 118 | 6.6 |
| FARMER, RICHIE | 18 | 1 | 309 | 17.2 | 31 | 88 | 35.2 | 14 | 56 | 25.0 | 36 | 43 | 83.7 | 34 | 1.9 | 30 | — | 37 | 24 | 2 | 18 | 112 | 6.2 |
| BRADDY, NEHEMIAH | 11 | — | 47 | 4.3 | 8 | 17 | 47.1 | 3 | 7 | 42.9 | 2 | 5 | 40.0 | 7 | .6 | 3 | — | 3 | 5 | — | — | 21 | 1.9 |
| DAVIS, JOHNATHON | 16 | — | 78 | 4.9 | 3 | 12 | 25.0 | — | 1 | — | 3 | 5 | 60.0 | 15 | .9 | 26 | 1 | 1 | 10 | 2 | — | 9 | .6 |
| COOPER, TONY | 7 | — | 9 | 1.3 | 1 | 1 | 100.0 | — | — | — | — | 1 | — | — | — | 3 | — | 1 | — | — | — | 2 | .3 |
| MCGAW, SKIP | 2 | — | 1 | .5 | — | — | — | — | — | — | — | — | — | — | — | 1 | — | — | — | — | — | — | — |
| PARKS, MICHAEL | 7 | — | 8 | 1.1 | — | 1 | — | — | — | — | — | — | — | 3 | .4 | — | — | — | — | — | 1 | — | — |
| TEAM | 18 | — | — | — | 1 | 1 | 100.0 | — | — | — | — | — | — | 55 | 3.1 | 1 | — | — | — | — | — | 2 | .1 |
| **WILDCATS** | **18** | **—** | **3625** | **201** | **542** | **1219** | **44.5** | **159** | **476** | **33.4** | **332** | **455** | **73.0** | **623** | **34.6** | **422** | **8** | **295** | **237** | **61** | **193** | **1575** | **87.5** |
| **OPPONENTS** | **18** | **—** | **3625** | **201** | **536** | **1095** | **48.9** | **105** | **275** | **38.2** | **368** | **507** | **72.6** | **760** | **42.2** | **381** | **7** | **304** | **370** | **64** | **124** | **1545** | **85.8** |

# 1989 - 90 GAME -BY- GAME RESULTS

| Date | Record | UK | Opp | Opponent | Margin | # | Top Scorer | # | Rebounder | Attendance |
|---|---|---|---|---|---|---|---|---|---|---|
| NOV. 28 | 1-00 | 76 | 73 | OHIO | 3 | 24 | HANSON | 14 | HANSON | 23,037 (H) |
| **DEC. 02** | **1-01** | **69** | **71** | **Indiana @** | **-2** | **23** | **FELDHAUS** | **11** | **HANSON** | **40,128 (N)** |
| DEC. 04 | 2-01 | 102 | 97 | MISSISSIPPI STATE | 5 | 21 | MILLER | 10 | HANSON | 23,132 (H) |
| DEC. 06 | 3-01 | 111 | 75 | TENNESSEE TECH | 36 | 36 | MILLER | 10 | HANSON | 23,145 (H) |
| **DEC. 09** | **3-02** | **95** | **150** | **Kansas** | **-55** | **32** | **MILLER** | **7** | **FELDHAUS** | **15,800 (A)** |
| DEC. 19 | 4-02 | 104 | 73 | FURMAN | 31 | 21 | MILLER | 8 | PELPHREY | 22,841 (H) |
| DEC. 23 | 5-02 | 88 | 71 | PORTLAND # | 17 | 20 | WOODS | 9 | FELDHAUS | 18,639 (H) |
| **DEC. 23** | **5-03** | **113** | **116** | **SOUTHWESTERN LA. #** | **-3** | **24** | **PELPHREY** | **10** | **FELDHAUS** | **20,112 (H)** |
| **DEC. 27** | **5-04** | **110** | **121** | **NORTH CAROLINA $** | **-11** | **27** | **FELDHAUS** | **9** | **HANSON** | **19,098 (H)** |
| **DEC. 30** | **5-05** | **79** | **86** | **LOUISVILLE** | **-7** | **24** | **HANSON** | **16** | **FELDHAUS** | **24,089 (H)** |
| **JAN. 03** | **5-06** | **91** | **106** | **Georgia** | **-15** | **23** | **HANSON** | **6** | **HANSON** | **9,671 (A)** |
| **JAN. 06** | **5-07** | **85** | **92** | **Vanderbilt** | **-7** | **23** | **MILLER** | **9** | **MILLER** | **15,399 (A)** |
| JAN. 10 | 6-07 | 89 | 81 | FLORIDA | 8 | 20 | WOODS | 7 | PELPHREY | 23,782 (H) |
| **JAN. 13** | **6-08** | **81** | **94** | **Louisiana State** | **-13** | **25** | **BRASSOW** | **13** | **FELDHAUS** | **14,085 (A)** |
| JAN. 17 | 7-08 | 82 | 65 | ALABAMA | 17 | 20 | HANSON | 8 | PELPHREY | 23,299 (H) |
| JAN. 20 | 8-08 | 95 | 83 | TENNESSEE | 12 | 28 | NILLER | 11 | FELDHAUS | 24,245 (H) |
| **JAN. 24** | **8-09** | **70** | **74** | **Auburn** | **-4** | **21** | **MILLER** | **6** | **FELDHAUS** | **8,633 (A)** |
| JAN. 27 | 9-09 | 98 | 79 | MISSISSIPPI | 19 | 21 | FELDHAUS | 11 | HANSON | 24,102 (H) |
| **JAN. 31** | **9-10** | **86** | **87** | **Mississippi State** | **-1** | **20** | **PELPHREY** | **15** | **HANSON** | **7,505 (A)** |
| FEB. 03 | 10-10 | 88 | 77 | GEORGIA | 11 | 20 | WOODS | 8 | HANSON | 24,075 (H) |
| FEB. 07 | 11-10 | 100 | 73 | VANDERBILT | 27 | 40 | MILLER | 11 | HANSON | 23,896 (H) |
| FEB. 12 | 12-10 | 78 | 74 | Florida | 4 | 17 | FELDHAUS | 6 | FELDHAUS | 6,151 (A) |
| FEB. 15 | 13-10 | 100 | 95 | LOUISIANA STATE | 5 | 29 | MILLER | 12 | HANSON | *24,301 (H) |
| **FEB. 17** | **13-11** | **58** | **83** | **Alabama** | **-25** | **18** | **FELDHAUS** | **7** | **FELDHAUS** | **15,043 (A)** |
| **FEB. 21** | **13-12** | **100** | **102** | **Tennessee** | **-2** | **22** | **HANSON** | **9** | **PELPHREY** | **20,251 (A)** |
| FEB. 24 | 14-12 | 98 | 95 | AUBURN | 3 | 24 | HANSON | 11 | HANSON | 24,174 (H) |
| **FEB. 28** | **14-13** | **74** | **88** | **Mississippi** | **-14** | **25** | **HANSON** | **9** | **HANSON** | **7,817(A)** |
| **MAR. 05** | **14-14** | **67** | **80** | **Notre Dame** | **-13** | **17** | **MILLER** | **4** | **FELDHAUS** | **11,418 (A)** |

@Bank One Big Four Classic, Indianapolis
#UKIT
$Freedom Hall, Louisville
*Rupp Arena Record

## ATTENDANCE

HOME: 346,869 (23,125)
(INCLUDING FREEDOM HALL GAME):
365,967 (22,873)
AWAY: 131,773 (11,979)
NEUTRAL: 40,128 (40,128)
TOTAL: 537,868 (19,210)



# SUPERLATIVES

## INDIVIDUAL SUPERLATIVES

| | By Kentucky | | | By An Opponent | | |
|---|---|---|---|---|---|---|
| 2 Point Goals | 11 - | HANSON, REGGIE | vs. Georgia | 11 - | Kessler, Alec | OF Georgia |
| | | | | | Poole, Stacey | OF Florida |
| 3 Point Goals | 8 - | MILLER, DERRICK | vs. Kansas | 7 - | Brown, Terry | OF Kansas |
| | | MILLER, DERRICK | vs. North Carolina | | Jackson, Chris | OF Louisiana State |
| | | MILLER, DERRICK | vs. TENNESSEE | | | |
| 2 Point Attempts | 16 - | MILLER, DERRICK | vs. Vanderbilt | 18 - | Poole, Stacey | OF Florida |
| 3 Point Attempts | 19 - | MILLER, DERRICK | vs. Kansas | 17 - | Jackson, Chris | OF Louisiana State |
| Free Throws | 12 - | WOODS, SEAN | vs. FLORIDA | 12 - | Jackson, Chris | OF Louisiana State |
| | | | | | Bell, Greg | OF Tennessee |
| Free Throws Attempted | 16 - | WOODS, SEAN | vs. FLORIDA | 18 - | Bell, Greg | OF Tennessee |
| Offensive Rebounds | 12 - | FELDHAUS, DERON | vs. LOUISVILLE | 8 - | Arnold, Zane | OF Auburn |
| | | | | | Roberts, S. | OF Louisiana State |
| Defensive Rebounds | 11 - | HANSON, REGGIE | vs. Mississippi State | 15 - | O'Neal, Shaq. | OF Louisiana State |
| Total Rebounds | 16 - | FELDHAUS, DERON | vs. LOUISVILLE | 21 - | O'Neal, Shaq. | OF Louisiana State |
| Assists | 12 - | WOODS, SEAN | vs. TENNESSEE TECH | 13 - | Rice, King | OF North Carolina |
| Turnovers | 7 - | WOODS, SEAN | vs. GEORGIA | 10 - | Jumper, Tim | OF Mississippi |
| | | | | | Green, L. | OF Georgia |
| Blocked Shots | 6 - | HANSON, REGGIE | vs. Auburn | 6 - | O'Neal, Shaq. | OF Louisiana State |
| Steals | 7 - | PELPHREY, JOHN | vs. LOUISIANA STATE | 5 - | Carter, Greg | OF Mississippi State |
| | | | | | Green, L. | OF Georgia |
| Minutes Played | 44 - | HANSON, REGGIE | vs. Mississippi State | 45 - | Brooks, Kevin | OF Southwest Louisiana |
| | | | | | Carter, Greg | OF Mississippi State |
| | | | | | Hartsfield, D. | OF Mississippi State |
| Total Points | 40 - | MILLER, DERRICK | vs. VANDERBILT | 41 - | Jackson, Chris | OF Louisiana State |

## TEAM SEASON HIGHS

| | By Kentucky | | By An Opponent | |
|---|---|---|---|---|
| 2 Polnt Goals | 30 | - Tennessee | 42 | - Kansas |
| 3 Point Goals | 21 | - N. Carolina | 10 | - Kansas |
| | | | | -N. Carolina |
| 2 Point Attempts | 50 | - Southwest La. | 68 | - Tenn. Tech |
| | | - Louisiana State | | Kansas |
| 3 Point Attempts | 53 | - Southwest La. | 31 | - Southwest La. |
| Free Throws | 34 | - Mississippi | 36 | - Kansas |
| | | | | - Georgia |
| Free Throws Attempted | 47 | - Mississippi | 48 | - Georgia |
| Offensive Rebounds | 23 | - Louisiana State | 22 | - Louisiana State |
| Defensive Rebounds | 40 | - Tennessee Tech | 45 | - Southwest La. |
| Total Rebounds | 56 | - Tennessee Tech | 62 | - Southwest La. |
| Fouls | 35 | - Kansas | 35 | - Florida |
| Assists | 31 | - Tennessee Tech | 36 | - Kansas |
| Turnovers | 27 | - Kansas | 33 | - Georgia |
| Blocked Shots | 9 | - Auburn | 11 | - Louisiana State |
| Steals | 18 | - Furman | 17 | - Georgia |
| Total Points | 113 | - Southwest La. | 150 | - Kansas |
| Field Goal Percentage | 52.7 | - Tennessee | 61.2 | - Kansas |
| Free Throw Percentage | 90.3 | - Georgia | 90.0 | - Auburn |
| 3 Point Percentage | 57.1 | - Mississippi State | 75.0 | - Indiana |

## TEAM SEASON LOWS

| | By Kentucky | | By An Opponent | |
|---|---|---|---|---|
| 2 Point Goals | 11 | - Louisiana State | 15 | - Mississippi |
| 3 Point Goals | 4 | - Indiana | 2 | - Tennesee Tech |
| | | - Georgia | | - Auburn |
| 2 Point Attempts | 28 | - Tennessee | 34 | - Vanderbilt |
| | | | | - Georgia |
| 3 Point Attempts | 13 | - Florida | 8 | - Indiana |
| Free Throws | 7 | - Auburn | 9 | - Portland |
| | | - Notre Dame | | |
| Free Throws Attempted | 9 | - Auburn | 14 | - Portland |
| | | - Notre Dame | | |
| Offensive Rebounds | 6 | - Georgia | 8 | - Indiana |
| | | - Auburn | | - Louisville |
| | | | | - Vanderbilt |
| | | | | - Georgia |
| Defensive Rebounds | 12 | - Notre Dame | 19 | - Georgia |
| | | | | - Florida |
| Total Rebounds | 20 | - Notre Dame | 27 | - Georgia |
| Fouls | 16 | - Portland | 11 | - Notre Dame |
| | | - Florida | | |
| Assists | 8 | - Alabama | 10 | - Georgia |
| Turnovers | 8 | - Georgia | 11 | - Auburn |
| Blocked Shots | 0 | - Kansas | 0 | - N. Carolina |
| | | - Mississippi | | - Tennessee |
| | | - Alabama | | |
| Steals | 4 | - Mississippi State | 2 | - Georgia |
| Total Points | 58 | - Alabama | 65 | - Alabama |
| Field Goal Percentage | 34.6 | - Louisiana State | 34.2 | - Tennesee Tech |
| | | - Alabama | | |
| Free Throw Percentage | 45.0 | - Georgia | 48.1 | - Furman |
| 3 Point Percentage | 21.4 | - Mississippi | 16.7 | - Auburn |

# GAME -BY- GAME TOTALS

| | Date | FG | FGA | Pct | 3PT | 3PTA | PCT | FT | FTA | Pct | Reb | Ast | St | To | PF | D | Blk | Score |
|---|---|---|---|---|---|---|---|---|---|---|---|---|---|---|---|---|---|---|
| Ohio | 11/28/89 | 29 | 67 | 43.3 | 5 | 13 | 38.5 | 10 | 19 | 52.6 | 51 | 17 | 6 | 23 | 23 | 3 | 2 | 73 |
| KENTUCKY | | 26 | 65 | 40.0 | 5 | 21 | 23.8 | 19 | 29 | 65.5 | 33 | 11 | 12 | 12 | 21 | 1 | 5 | 76 |
| INDIANA | 12/02/89 | 27 | 51 | 52.9 | 6 | 8 | 75.0 | 11 | 18 | 61.1 | 37 | 20 | 5 | 25 | 20 | 0 | 2 | 71 |
| Kentucky | | 22 | 61 | 36.1 | 4 | 15 | 26. 7 | 21 | 28 | 75.0 | 33 | 10 | 14 | 15 | 21 | 0 | 5 | 69 |
| Mississippi St. | 12/04/89 | 36 | 64 | 56.3 | 6 | 13 | 46.2 | 19 | 31 | 61.3 | 47 | 15 | 7 | 22 | 28 | 0 | 4 | 97 |
| KENTUCKY | | 32 | 73 | 43.8 | 13 | 35 | 37.1 | 25 | 37 | 67.6 | 39 | 12 | 9 | 13 | 26 | 0 | 2 | 102 |
| Tennessee Tech | 12/06/89 | 27 | 79 | 34.2 | 2 | 11 | 18.2 | 19 | 29 | 65.5 | 49 | 13 | 10 | 23 | 16 | 0 | 2 | 75 |
| KENTUCKY | | 41 | 90 | 45.6 | 18 | 41 | 43.9 | 11 | 15 | 73.3 | 56 | 31 | 12 | 21 | 26 | 2 | 6 | 111 |
| KANSAS | 12/09/89 | 52 | 85 | 61.2 | 10 | 17 | 58.8 | 36 | 45 | 80.0 | 53 | 36 | 12 | 15 | 19 | 0 | 8 | 150 |
| Kentucky | | 30 | 73 | 41.1 | 17 | 40 | 42.5 | 18 | 25 | 72.0 | 32 | 18 | 8 | 27 | 35 | 3 | 0 | 95 |
| Furman | 12/19/89 | 27 | 61 | 44.3 | 6 | 20 | 30.0 | 13 | 27 | 48.1 | 40 | 16 | 10 | 30 | 19 | 1 | 2 | 73 |
| KENTUCKY | | 37 | 79 | 46.8 | 19 | 47 | 40.4 | 11 | 16 | 68.8 | 47 | 26 | 18 | 22 | 28 | 4 | 5 | 104 |
| Portland | 12/23/89 | 29 | 68 | 42.6 | 4 | 22 | 18.2 | 9 | 14 | 64.3 | 43 | 14 | 6 | 24 | 23 | 0 | 2 | 71 |
| KENTUCKY | | 31 | 71 | 43. 7 | 8 | 25 | 32 .0 | 18 | 24 | 75.0 | 40 | 14 | 9 | 14 | 16 | 0 | 7 | 88 |
| Southwest La. | 12/23/89 | 41 | 89 | 46.1 | 9 | 31 | 29.0 | 25 | 32 | 78.1 | 62 | 18 | 5 | 21 | 14 | 0 | 3 | 116 |
| KENTUCKY | | 43 | 103 | 41.7 | 15 | 53 | 28.3 | 12 | 15 | 80.0 | 48 | 26 | 10 | 11 | 23 | 1 | 4 | 113 |
| North Carolina | 12/27/89 | 40 | 66 | 60.6 | 10 | 20 | 50.0 | 31 | 42 | 73.8 | 45 | 25 | 11 | 22 | 15 | O | O | 121 |
| KENTUCKY | | 39 | 83 | 47.0 | 21 | 48 | 43.8 | 11 | 13 | 84.6 | 31 | 23 | 10 | 15 | 30 | 3 | 8 | 110 |
| Louisville | 12/30/89 | 31 | 52 | 59.6 | 3 | 9 | 33.3 | 21 | 27 | 77.8 | 35 | 14 | 8 | 24 | 15 | O | 5 | 86 |
| KENTUCKY | | 30 | 78 | 38.5 | 9 | 29 | 31.0 | 10 | 15 | 66.7 | 33 | 21 | 15 | 17 | 21 | 1 | 1 | 79 |
| GEORGIA | 01/03/90 | 32 | 55 | 58.2 | 6 | 12 | 50.0 | 36 | 48 | 75.0 | 53 | 24 | 2 | 21 | 19 | 0 | 4 | 106 |
| Kentucky | | 37 | 73 | 50.7 | 8 | 27 | 29.6 | 9 | 20 | 45.0 | 25 | 20 | 11 | 8 | 31 | 3 | 1 | 91 |
| VANDERBILT | 01/06/90 | 26 | 55 | 47.3 | 9 | 21 | 42.9 | 31 | 38 | 81.6 | 46 | 16 | 3 | 17 | 15 | O | 1 | 92 |
| Kentucky | | 31 | 82 | 37.8 | 12 | 37 | 32.4 | 11 | 17 | 64.7 | 43 | 16 | 9 | 11 | 30 | 2 | 1 | 85 |
| Florida | 01/10/90 | 31 | 69 | 44.9 | 6 | 16 | 37.5 | 13 | 19 | 68.4 | 46 | 15 | 11 | 24 | 35 | 1 | 2 | 81 |
| KENTUCKY | | 27 | 59 | 45.8 | 8 | 23 | 34.8 | 27 | 45 | 60.0 | 35 | 15 | 11 | 13 | 18 | 0 | 5 | 89 |
| LOUISIANA ST. | 01/13/90 | 33 | 64 | 51.6 | 4 | 9 | 44.4 | 24 | 34 | 70.6 | 52 | 21 | 7 | 19 | 17 | 0 | 11 | 94 |
| Kentucky | | 28 | 81 | 34.6 | 17 | 46 | 37.0 | 8 | 13 | 61.5 | 42 | 18 | 11 | 12 | 25 | 0 | 2 | 81 |
| Alabama | 01/17/90 | 25 | 58 | 43.1 | 4 | 19 | 21.1 | 11 | 20 | 55.0 | 35 | 12 | 6 | 16 | 21 | 0 | 4 | 65 |
| KENTUCKY | | 29 | 56 | 51.8 | 8 | 22 | 36.4 | 16 | 22 | 72.7 | 33 | 17 | 13 | 12 | 22 | 0 | 1 | 82 |
| Tennessee | 01/20/90 | 33 | 78 | 42.3 | 5 | 22 | 22.7 | 12 | 16 | 75.0 | 46 | 12 | 10 | 22 | 22 | 0 | 4 | 83 |
| KENTUCKY | | 31 | 65 | 47.7 | 17 | 37 | 45.9 | 6 | 23 | 69.6 | 37 | 22 | 12 | 19 | 21 | 0 | 8 | 95 |
| AUBURN | 01/24/90 | 27 | 61 | 44.3 | 2 | 12 | 16.7 | 18 | 20 | 90.0 | 43 | 17 | 8 | 11 | 12 | 0 | 4 | 74 |
| Kentucky | | 28 | 61 | 45.9 | 7 | 25 | 28.0 | 7 | 9 | 77.8 | 27 | 12 | 6 | 9 | 18 | 0 | 9 | 70 |
| Mississippi | 01/27/90 | 23 | 55 | 41.8 | 8 | 17 | 47.1 | 25 | 29 | 86.2 | 45 | 15 | 5 | 29 | 32 | 2 | 2 | 79 |
| KENTUCKY | | 29 | 73 | 39.7 | 6 | 28 | 21.4 | 34 | 47 | 72.3 | 37 | 19 | 14 | 12 | 25 | 0 | 0 | 98 |
| MISSISSIPPI ST. | 01/31/90 | 27 | 55 | 49.1 | 9 | 15 | 60.0 | 24 | 36 | 66.7 | 33 | 21 | 9 | 18 | 20 | 0 | 3 | 87 |
| Kentucky | | 29 | 59 | 49.2 | 8 | 14 | 57.1 | 20 | 23 | 87.0 | 36 | 14 | 4 | 17 | 26 | 2 | 1 | 86 |
| Georgia | 2/03/90 | 28 | 51 | 54.9 | 6 | 17 | 35.3 | 15 | 20 | 75.0 | 27 | 10 | 17 | 33 | 22 | 0 | 2 | 77 |
| KENTUCKY | | 28 | 62 | 45.2 | 4 | 18 | 22.2 | 28 | 31 | 90.3 | 34 | 15 | 16 | 21 | 21 | 0 | 5 | 88 |
| Vanderbilt | 02/07/90 | 24 | 57 | 42.1 | 7 | 21 | 33.3 | 18 | 24 | 75.0 | 34 | 12 | 3 | 23 | 17 | 0 | 1 | 73 |
| KENTUCKY | | 38 | 76 | 50.0 | 9 | 31 | 29.0 | 15 | 17 | 88.2 | 38 | 22 | 14 | 10 | 22 | 0 | 5 | 100 |
| FLORIDA | 02/12/90 | 30 | 54 | 55.6 | 4 | 11 | 36.4 | 10 | 16 | 62.5 | 29 | 19 | 8 | 19 | 13 | 1 | 3 | 74 |
| Kentucky | | 29 | 60 | 48.3 | 6 | 13 | 46.2 | 14 | 19 | 73.7 | 28 | 15 | 11 | 11 | 16 | 0 | 1 | 78 |
| Louisiana State | 02/15/90 | 34 | 76 | 44.7 | 8 | 21 | 38.1 | 19 | 27 | 70.4 | 58 | 18 | 5 | 24 | 27 | 2 | 9 | 95 |
| KENTUCKY | | 32 | 83 | 38.6 | 9 | 33 | 27.3 | 27 | 34 | 79.4 | 41 | 20 | 14 | 13 | 24 | 1 | 6 | 100 |
| ALABAMA | 02/17/90 | 31 | 56 | 55.4 | 5 | 12 | 41.7 | 16 | 25 | 64.0 | 41 | 16 | 4 | 13 | 16 | 0 | 3 | 83 |
| Kentucky | | 18 | 52 | 34.6 | 5 | 18 | 27.8 | 17 | 22 | 77.3 | 28 | 8 | 6 | 10 | 22 | 0 | 0 | 58 |
| TENNESSEE | 02/21/90 | 33 | 64 | 51.6 | 5 | 11 | 45.5 | 31 | 41 | 75.6 | 46 | 24 | 6 | 20 | 17 | 0 | 0 | 102 |
| Kentucky | | 39 | 74 | 52.7 | 9 | 26 | 34.6 | 13 | 19 | 68.4 | 31 | 19 | 13 | 13 | 26 | 0 | 3 | 100 |
| Auburn | 02/24/90 | 32 | 62 | 51.6 | 5 | 13 | 38.5 | 26 | 37 | 70.3 | 40 | 13 | 5 | 21 | 29 | 1 | 3 | 95 |
| KENTUCKY | | 32 | 66 | 48.5 | 8 | 20 | 40.0 | 26 | 34 | 76.5 | 35 | 18 | 9 | 14 | 29 | 0 | 7 | 98 |
| Mississippi | 02/28/90 | 31 | 61 | 50.8 | 6 | 13 | 46.2 | 20 | 26 | 76.9 | 39 | 24 | 8 | 18 | 19 | 0 | 4 | 88 |
| Kentucky | | 25 | 64 | 39.1 | 5 | 23 | 21.7 | 19 | 23 | 82.6 | 34 | 13 | 10 | 19 | 20 | 0 | 4 | 74 |
| NOTRE DAME | 03/05/90 | 29 | 50 | 58.0 | 7 | 10 | 70.0 | 15 | 22 | 68.2 | 36 | 18 | 9 | 16 | 11 | 0 | 6 | 80 |
| Kentucky | | 27 | 56 | 48.2 | 6 | 15 | 40.0 | 7 | 9 | 77.8 | 20 | 14 | 8 | 12 | 21 | 2 | 2 | 67 |
| **OPPONENTS** | | **868** | **1763** | **49.2** | **167** | **436** | **38.3** | **558** | **782** | **71.4** | **1211** | **495** | **206** | **593** | **556** | **11** | **96** | **2461** |
| **KENTUCKY** | | **868** | **1978** | **43.9** | **281** | **810** | **34.7** | **470** | **644** | **73.0** | **996** | **489** | **309** | **403** | **664** | **25** | **104** | **2487** |



# SEASON REVIEW

## Kentucky 76, Ohio 73

**November 28, 1989**
**Lexington, Ky.**

| Ohio | FG-FGA | FT-FTA | RB | PF | TP |
|---|---|---|---|---|---|
| Steve Barnes | 2-5 | 1-3 | 8 | 5 | 5 |
| Dave Jamerson | 10-23 | 7-8 | 14 | 5 | 30 |
| Lorenzo Bryant | 9-12 | 0-2 | 8 | 5 | 18 |
| Dennis Whitaker | 1-8 | 0-1 | 5 | 2 | 3 |
| Nate Craig | 6-12 | 1-3 | 5 | 1 | 14 |
| Reggie Rankin | 1-3 | 0-0 | 0 | 0 | 2 |
| Jeff Hoeppner | 0-2 | 1-2 | 0 | 3 | 1 |
| Tom Jamerson | 0-1 | 0-0 | 1 | 1 | 0 |
| Chad Gill | 0-1 | 0-0 | 2 | 1 | 0 |
| Team | | | 8 | | |
| Totals | 29-67 | 10-19 | 51 | 23 | 73 |

| Kentucky | FG-FGA | FT-FTA | RB | PF | TP |
|---|---|---|---|---|---|
| Deron Feldhaus | 0-2 | 5-9 | 4 | 4 | 5 |
| Jeff Brassow | 2-4 | 0-0 | 3 | 3 | 5 |
| Reggie Hanson | 7-13 | 9-10 | 14 | 4 | 24 |
| Sean Woods | 4-10 | 1-4 | 2 | 1 | 9 |
| Derrick Miller | 6-16 | 4-5 | 2 | 3 | 18 |
| Richie Farmer | 1-6 | 0-0 | 2 | 1 | 3 |
| John Pelphrey | 3-7 | 0-0 | 4 | 5 | 6 |
| Junior Braddy | 1-3 | 0-0 | 0 | 0 | 2 |
| Johnathon Davis | 2-4 | 0-1 | 1 | 0 | 4 |
| Team | | | 1 | | |
| Totals | 26-65 | 19-29 | 33 | 21 | 76 |

Halftime: Kentucky 44, Ohio 30. Three-point field goals: Ohio 5-13 (Jamerson 3-8, Whitaker 1-1, Craig 1-3, Barnes 0-1); Kentucky 5-21 (Miller 2-9, Hanson 1-1, Brassow 1-2, Farmer 1-5, Pelphrey 0-2, Braddy 0-2). Officials: D. Ferguson, D. Dodge and K. Sitton. Attendance: 23,037.

## Indiana 71, Kentucky 69

**December 2, 1989**
**Indianapolis, Ind.**

| Indiana | FG-FGA | FT-FTA | RB | PF | TP |
|---|---|---|---|---|---|
| Mark Robinson | 0-1 | 0-0 | 2 | 1 | 0 |
| Calbert Cheaney | 5-12 | 0-0 | 4 | 4 | 12 |
| Eric Anderson | 6-7 | 0-0 | 10 | 4 | 12 |
| Greg Graham | 5-8 | 4-5 | 3 | 3 | 15 |
| Jamal Meeks | 0-1 | 1-2 | 2 | 1 | 1 |
| L. Funderburke | 6-12 | 4-7 | 10 | 3 | 16 |
| Lyndon Jones | 1-6 | 0-0 | 2 | 1 | 2 |
| Chris Reynolds | 1-1 | 0-0 | 1 | 0 | 2 |
| Chris Lawson | 0-0 | 1-2 | 0 | 1 | 1 |
| Pat Graham | 3-3 | 1-2 | 2 | 2 | 10 |
| Team | | | 1 | | |
| Totals | 27-51 | 11-18 | 37 | 20 | 71 |

| Kentucky | FG-FGA | FT-FTA | RB | PF | TP |
|---|---|---|---|---|---|
| Johnathon Davis | 0-0 | 0-0 | 1 | 4 | 0 |
| John Pelphrey | 1-6 | 7-12 | 5 | 4 | 10 |
| Reggie Hanson | 6-12 | 1-2 | 11 | 3 | 13 |
| Derrick Miller | 4-14 | 2-2 | 5 | 3 | 12 |
| Sean Woods | 2-10 | 0-0 | 3 | 4 | 4 |
| Richie Farmer | 2-4 | 3-3 | 3 | 1 | 7 |
| Deron Feldhaus | 7-12 | 8-9 | 5 | 1 | 23 |
| Jeff Brassow | 0-3 | 0-0 | 0 | 1 | 0 |
| Michael Parks | 0-0 | 0-0 | 0 | 0 | 0 |
| Junior Braddy | 0-0 | 0-0 | 0 | 0 | 0 |
| Team | | | | | |
| Totals | 22-61 | 21-28 | 33 | 21 | 69 |

Halftime: Kentucky 36, Indiana 32. Three-point field goals: Indiana 6-8 (P. Graham 3-3, Cheaney 2-3, G. Graham 1-2); Kentucky 4-15 (Miller 2-7, Feldhaus 1-1, Pelphrey 1-4, Brassow 0-1, Hanson 0-2). Officials: E. Hightower, P. Bova, P. Andrzejewski. Attendance: 40,128.

## Kentucky 102, Miss. State 97

**December 4, 1989**
**Lexington, Ky.**

| Miss. State | FG-FGA | FT-FTA | RB | PF | TP |
|---|---|---|---|---|---|
| Cameron Burns | 9-13 | 4-8 | 9 | 4 | 22 |
| Greg Carter | 9-11 | 0-1 | 11 | 4 | 19 |
| Carl Nichols | 3-4 | 1-4 | 5 | 4 | 7 |
| Doug Hartsfield | 7-10 | 9-10 | 5 | 5 | 24 |
| Tony Watts | 6-15 | 4-5 | 5 | 3 | 18 |
| Brad Smith | 0-2 | 1-2 | 3 | 0 | 1 |
| Robert Woodard | 1-4 | 0-0 | 1 | 3 | 3 |
| Todd Merritt | 1-5 | 0-1 | 7 | 5 | 3 |
| Team | | | 1 | | |
| Totals | 36-64 | 19-31 | 47 | 28 | 97 |

| Kentucky | FG-FGA | FT-FTA | RB | PF | TP |
|---|---|---|---|---|---|
| Deron Feldhaus | 3-13 | 6-7 | 7 | 4 | 13 |
| John Pelphrey | 3-4 | 0-1 | 3 | 4 | 8 |
| Reggie Hanson | 4-14 | 8-13 | 10 | 4 | 19 |
| Derrick Miller | 7-16 | 2-2 | 2 | 3 | 21 |
| Sean Woods | 7-7 | 4-9 | 0 | 3 | 18 |
| Jeff Brassow | 3-7 | 2-2 | 8 | 4 | 9 |
| Richie Farmer | 2-4 | 3-3 | 1 | 2 | 7 |
| Johnathon Davis | 0-3 | 0-0 | 2 | 2 | 0 |
| Skip McGaw | 0-0 | 0-0 | 0 | 0 | 0 |
| Junior Braddy | 3-5 | 0-0 | 1 | 0 | 7 |
| Michael Parks | 0-0 | 0-0 | 0 | 0 | 0 |
| Tony Cooper | 0-0 | 0-0 | 0 | 0 | 0 |
| Team | | | 5 | | |
| Totals | 32-73 | 25-37 | 39 | 26 | 102 |

Halftime: Kentucky 40, Mississippi State 33. Three-point field goals: Mississippi State 6-13 (Watts 2-5, Carter 1-1, Hartsfield 1-1, Woodard 1-2, Merritt 1-3, Smith 0-1); Kentucky 13-35 (Miller 5-12, Hanson 3-8, Pelphrey 2-3, Braddy 1-1, Brassow 1-2, Feldhaus 1-6, Davis 0-1, Farmer 0-2). Officials: J. Clougherty, W. Tanner and D. Rutledge. Attendance: 23,132.



***Senior Derrick Miller joined UK's elusive 1,000-point club during the Vanderbilt game in Lexington.***

## Kentucky 111, Tennessee Tech 75

**December 6, 1989**
**Lexington, Ky.**

| Tenn. Tech | FG-FGA | FT-FTA | RB | PF | TP |
|---|---|---|---|---|---|
| Jerome Rodgers | 6-12 | 4-4 | 7 | 3 | 16 |
| Earl Wise | 7-18 | 7-11 | 11 | 2 | 21 |
| Milos Babic | 1-8 | 0-1 | 6 | 2 | 2 |
| Joey Coe | 1-5 | 0-1 | 4 | 1 | 2 |
| Van Usher | 4-10 | 0-0 | 5 | 1 | 8 |
| Bob McWilliams | 0-5 | 6-6 | 2 | 0 | 6 |
| Wade Wester | 6-12 | 1-3 | 7 | 2 | 14 |
| Tony Hall | 0-3 | 1-3 | 1 | 3 | 1 |
| Mitch Cupples | 1-3 | 0-0 | 1 | 0 | 3 |
| John Best | 1-3 | 0-0 | 1 | 2 | 2 |
| Team | | | 4 | | |
| Totals | 27-79 | 19-29 | 49 | 16 | 75 |

| Kentucky | FG-FGA | FT-FTA | RB | PF | TP |
|---|---|---|---|---|---|
| Deron Feldhaus | 2-6 | 0-1 | 4 | 5 | 4 |
| John Pelphrey | 2-7 | 2-2 | 7 | 4 | 8 |
| Reggie Hanson | 7-12 | 0-0 | 10 | 3 | 18 |
| Derrick Miller | 13-28 | 3-4 | 9 | 2 | 36 |
| Sean Woods | 3-8 | 0-0 | 5 | 1 | 6 |
| Junior Braddy | 2-5 | 0-0 | 2 | 0 | 4 |
| Richie Farmer | 1-5 | 4-4 | 1 | 2 | 7 |
| Jeff Brassow | 8-14 | 0-0 | 6 | 4 | 20 |
| Johnathon Davis | 1-2 | 2-3 | 3 | 5 | 4 |
| Michael Parks | 0-0 | 0-0 | 0 | 0 | 0 |
| Tony Cooper | 1-1 | 0-1 | 2 | 0 | 2 |
| Skip McGaw | 1-2 | 0-0 | 1 | 0 | 2 |
| Team | | | 5 | | |
| Totals | 41-90 | 11-15 | 56 | 26 | 111 |

Halftime: Kentucky 54, Tennessee Tech 33. Three-point field goals: Tennessee Tech 2-11 (Cupples 1-1, Wester 1-3, Usher 0-1, McWilliams 0-2, Wise 0-4); Kentucky 18-41 (Miller 7-18, Hanson 4-6, Brassow 4-7, Pelphrey 2-3, Farmer 1-3, Woods 0-1, Braddy 0-1, Feldhaus 0-2). Officials: D. Shea, B. McGrath and A. Prescott. Attendance: 23,145.

## Kansas 150, Kentucky 95

**December 9, 1989**
**Lawrence, Kan.**

| Kentucky | FG-FGA | FT-FTA | RB | PF | TP |
|---|---|---|---|---|---|
| Deron Feldhaus | 1-5 | 5-6 | 7 | 5 | 7 |
| John Pelphrey | 6-12 | 3-5 | 6 | 4 | 20 |
| Reggie Hanson | 1-4 | 0-0 | 2 | 5 | 2 |
| Sean Woods | 3-5 | 1-2 | 1 | 4 | 7 |
| Derrick Miller | 10-26 | 4-4 | 2 | 2 | 32 |
| Johnathon Davis | 0-4 | 0-0 | 2 | 5 | 0 |
| Richie Farmer | 6-8 | 3-4 | 2 | 2 | 19 |
| Jeff Brassow | 0-3 | 1-2 | 3 | 4 | 1 |
| Junior Braddy | 1-2 | 0-0 | 0 | 0 | 2 |
| Michael Parks | 1-2 | 1-2 | 0 | 2 | 3 |
| Tony Cooper | 1-2 | 0-0 | 0 | 2 | 2 |
| Team | | | 7 | | |
| Totals | 30-73 | 18-25 | 32 | 35 | 95 |

| Kansas | FG-FGA | FT-FTA | RB | PF | TP |
|---|---|---|---|---|---|
| Mark Randall | 8-14 | 3-4 | 12 | 2 | 19 |
| Rick Calloway | 8-14 | 5-6 | 5 | 1 | 21 |
| Peka Markkanen | 6-9 | 4-7 | 2 | 1 | 16 |
| Jeff Gueldner | 5-6 | 7-9 | 10 | 2 | 19 |
| Kevin Pritchard | 6-11 | 5-5 | 3 | 3 | 17 |
| Mike Maddox | 3-6 | 4-4 | 1 | 2 | 10 |
| Terry Brown | 11-17 | 2-2 | 4 | 0 | 31 |
| Adonis Jordan | 1-1 | 4-5 | 1 | 2 | 7 |
| Freeman West | 4-7 | 0-0 | 8 | 4 | 8 |
| Kirk Wagner | 0-0 | 0-0 | 0 | 1 | 0 |
| Macolm Nash | 0-0 | 2-2 | 2 | 1 | 2 |
| Todd Alexander | 0-0 | 0-0 | 0 | 0 | 0 |
| Team | | | 5 | | |
| Totals | 52-85 | 36-44 | 53 | 19 | 150 |

Halftime: Kansas 80, Kentucky 61. Three-point field

# SEASON REVIEW

goals: Kentucky 17-40 (Miller 8-19, Pelphrey 5-10, Farmer 4-4, Feldhaus 0-1, Hanson 0-1, Woods 0-1, Braddy 0-1, Brassow 0-3); Kansas 10-17 (Brown 7-10, Gueldner 2-3, Jordan 1-1, Pritchard 0-3). Officials: E. Hightower, M. Kouri and J.C. Leimbach. Attendance: 15,800.

## Kentucky 104, Furman 73

**December 19, 1989**
**Lexington, Ky.**

| Furman | FG-FGA | FT-FTA | RB | PF | TP |
|---|---|---|---|---|---|
| Tracy Garrick | 4-7 | 3-4 | 2 | 1 | 14 |
| Jerry Crosby | 0-0 | 0-1 | 1 | 2 | 0 |
| Bruce Evans | 8-12 | 1-5 | 11 | 1 | 17 |
| Hal Henderson | 1-6 | 0-1 | 2 | 5 | 3 |
| Chris Bass | 3-9 | 0-0 | 0 | 0 | 7 |
| David Stamey | 4-8 | 0-1 | 0 | 1 | 8 |
| Brent Williams | 3-4 | 2-5 | 5 | 1 | 8 |
| Derek Waugh | 1-5 | 3-4 | 7 | 2 | 5 |
| Steven Hines | 1-4 | 0-1 | 4 | 2 | 3 |
| Neel Garrison | 0-1 | 2-3 | 1 | 3 | 2 |
| Tom O'Donnell | 0-1 | 0-0 | 2 | 0 | 0 |
| Mark Linkesh | 0-0 | 0-0 | 1 | 1 | 0 |
| Tim Vorel | 2-3 | 0-0 | 1 | 0 | 4 |
| Dean Smith | 0-0 | 0-0 | 1 | 0 | 0 |
| Brian Edwards | 0-1 | 2-2 | 0 | 0 | 2 |
| Team | | | 2 | | |
| Totals | 27-61 | 13-27 | 40 | 19 | 73 |

| Kentucky | FG-FGA | FT-FTA | RB | PF | TP |
|---|---|---|---|---|---|
| John Pelphrey | 4-9 | 5-6 | 8 | 3 | 15 |
| Deron Feldhaus | 3-6 | 0-0 | 5 | 5 | 9 |
| Reggie Hanson | 3-6 | 2-2 | 2 | 5 | 9 |
| Derrick Miller | 8-21 | 0-0 | 2 | 1 | 21 |
| Sean Woods | 7-8 | 1-2 | 3 | 2 | 16 |
| Richie Farmer | 4-8 | 1-2 | 3 | 1 | 13 |
| Jeff Brassow | 4-10 | 1-2 | 6 | 5 | 11 |
| Junior Braddy | 1-4 | 1-1 | 5 | 1 | 4 |
| Johnathon Davis | 3-4 | 0-1 | 6 | 5 | 6 |
| Michael Parks | 0-0 | 0-0 | 0 | 0 | 0 |
| Skip McGaw | 0-1 | 0-0 | 2 | 0 | 0 |
| Tony Cooper | 0-0 | 0-0 | 0 | 0 | 0 |
| Team | 0-1 | | 5 | | |
| Totals | 37-78 | 11-16 | 47 | 28 | 104 |

Halftime: Kentucky 54, Furman 32. Three-point field goals: Furman 6-20 (Garrick 3-5, Henderson 1-4, Bass 1-4, Hines 1-4, Stamey 0-3); Kentucky 19-47 (Miller 5-13, Farmer 4-7, Feldhaus 3-6, Pelphrey 2-6, Brassow 2-7, Hanson 1-1, Woods 1-2, Braddy 1-3, Davis 0-1). Officials: P. Andrzjewski, W. Tanner and M. Thibodeaux. Attendance: 22,841.

## Kentucky 88, Portland 71

**December 22, 1989**
**Lexington, Ky.**

| Portland | FG-FGA | FT-FTA | RB | PF | TP |
|---|---|---|---|---|---|
| Eric Mobley | 2-7 | 0-0 | 5 | 4 | 5 |
| Matt Houle | 5-6 | 0-0 | 6 | 2 | 10 |
| Wil McDowell | 5-11 | 0-2 | 7 | 2 | 10 |
| Josh Lowery | 12-25 | 1-4 | 10 | 4 | 27 |
| Erik Spoelstra | 1-5 | 4-4 | 2 | 4 | 7 |
| Ron Deaton | 1-6 | 2-2 | 3 | 4 | 4 |
| Grant Tracy | 1-3 | 0-0 | 0 | 0 | 2 |
| Jack Estep | 0-1 | 2-2 | 0 | 0 | 2 |
| S. Hutchinson | 0-2 | 0-0 | 1 | 3 | 0 |
| Andy Johnson | 0-0 | 0-0 | 0 | 0 | 0 |
| Greg Ritter | 1-1 | 0-0 | 1 | 0 | 2 |
| David Roth | 1-1 | 0-0 | 0 | 0 | 2 |
| Team | | | 8 | | |
| Totals | 29-68 | 9-14 | 43 | 23 | 71 |

| Kentucky | FG-FGA | FT-FTA | RB | PF | TP |
|---|---|---|---|---|---|
| John Pelphrey | 5-10 | 5-6 | 6 | 4 | 17 |
| Deron Feldhaus | 6-9 | 1-3 | 9 | 1 | 14 |
| Reggie Hanson | 7-13 | 2-3 | 5 | 3 | 17 |
| Derrick Miller | 5-16 | 0-0 | 4 | 3 | 12 |
| Sean Woods | 5-8 | 8-9 | 6 | 1 | 20 |
| Jeff Brassow | 1-4 | 2-2 | 2 | 3 | 4 |
| Johnathon Davis | 2-6 | 0-0 | 6 | 1 | 4 |
| Richie Farmer | 0-4 | 0-0 | 1 | 0 | 0 |
| Junior Braddy | 0-1 | 0-0 | 0 | 0 | 0 |
| Skip McGaw | 0-0 | 0-0 | 0 | 0 | 0 |
| Michael Parks | 0-0 | 0-0 | 0 | 0 | 0 |
| Tony Cooper | 0-0 | 0-0 | 0 | 0 | 0 |
| Team | | | 1 | | |
| Totals | 31-71 | 18-24 | 40 | 16 | 88 |

Halftime: Kentucky 45, Portland 33. Three-point field goals: Portland 4-22 (Lowery 2-9, Mobley 1-3, Spoelstra 1-4, Houle 0-1, Estep 0-1, Deaton 0-4); Kentucky 8-25 (Woods 2-3, Pelphrey 2-6, Miller 2-7, Feldhaus 1-2, Hanson 1-3, Brassow 0-1, Braddy 0-1, Farmer 0-2). Officials: D. Rutledge, K. Sitton, D. Day. Attendance: 18,639.

## Southwestern La. 116, Kentucky 113 (OT)

**December 23, 1989**
**Lexington, Ky.**

| Southwestern Louisiana | FG-FGA | FT-FTA | RB | PF | TP |
|---|---|---|---|---|---|
| Marcus Stokes | 8-9 | 6-6 | 11 | 3 | 22 |
| Ken Allen | 4-6 | 0-0 | 3 | 1 | 8 |
| Kevin Brooks | 11-20 | 5-8 | 14 | 1 | 29 |
| Sydney Grider | 8-23 | 2-4 | 10 | 1 | 22 |
| Aaron Mitchell | 6-16 | 8-9 | 4 | 3 | 23 |
| Todd Hill | 3-14 | 4-5 | 13 | 4 | 10 |
| Tyrone Jones | 0-0 | 0-0 | 3 | 0 | 0 |
| Mark Considine | 0-0 | 0-0 | 0 | 1 | 0 |
| Johnny Womack | 1-1 | 0-0 | 2 | 0 | 2 |
| Team | | | 2 | | |
| Totals | 41-89 | 25-32 | 62 | 14 | 116 |

| Kentucky | FG-FGA | FT-FTA | RB | PF | TP |
|---|---|---|---|---|---|
| John Pelphrey | 7-12 | 6-6 | 5 | 4 | 24 |
| Deron Feldhaus | 7-16 | 1-2 | 10 | 0 | 17 |
| Reggie Hanson | 5-9 | 2-2 | 4 | 5 | 13 |
| Derrick Miller | 8-26 | 0-0 | 3 | 2 | 19 |
| Sean Woods | 5-11 | 2-3 | 4 | 3 | 12 |
| Johnathon Davis | 3-7 | 1-2 | 9 | 4 | 7 |
| Jeff Brassow | 7-14 | 0-0 | 8 | 3 | 18 |
| Richie Farmer | 1-5 | 0-0 | 0 | 1 | 3 |




*A slim and trim version of Richie Farmer mans the point guard position for the Cats.*

| Junior Braddy | 0-3 | 0-0 | 3 | 1 | 0 |
|---|---|---|---|---|---|
| Team | | | 2 | | |
| Totals | 43-103 | 12-15 | 48 | 23 | 113 |

Halftime: Kentucky 49, Southwestern Louisiana 49. Three-point field goals: Southwestern Louisiana 9-31 (Grider 4-14, Mitchell 3-8, Brooks 2-5, Hill 0-4); Kentucky 15-53 (Pelphrey 4-8, Brassow 4-10, Miller 3-16, Feldhaus 2-6, Hanson 1-5, Farmer 1-5, Braddy 0-1, Woods 0-2). Officials: D. Rutledge, L. Ware, P. Andrzjewski. Attendance: 20,112.

## North Carolina 121, Kentucky 110

**December 27, 1989**
**Louisville, Ky.**

| North Carolina | FG-FGA | FT-FTA | RB | PF | TP |
|---|---|---|---|---|---|
| Kevin Madden | 6-11 | 4-4 | 3 | 0 | 16 |
| Pete Chilcutt | 5-7 | 1-1 | 10 | 2 | 11 |
| Scott Williams | 4-8 | 3-5 | 9 | 3 | 11 |
| Rick Fox | 8-13 | 0-0 | 3 | 2 | 20 |
| King Rice | 5-8 | 10-12 | 5 | 1 | 22 |
| George Lynch | 4-6 | 6-8 | 9 | 3 | 14 |
| Hubert Davis | 5-7 | 3-4 | 0 | 1 | 14 |
| Jeff Denny | 1-3 | 1-2 | 0 | 1 | 4 |
| Henrik Rodl | 1-2 | 0-0 | 2 | 1 | 3 |
| Matt Wenstrom | 0-0 | 3-4 | 0 | 1 | 3 |
| Kenny Harris | 1-1 | 0-2 | 2 | 0 | 3 |
| Team | | | 2 | | |
| Totals | 40-66 | 31-42 | 45 | 15 | 121 |

| Kentucky | FG-FGA | FT-FTA | RB | PF | TP |
|---|---|---|---|---|---|
| John Pelphrey | 3-6 | 2-2 | 2 | 5 | 10 |
| Deron Feldhaus | 9-15 | 4-4 | 3 | 3 | 27 |
| Reggie Hanson | 8-14 | 0-2 | 9 | 5 | 18 |
| Derrick Miller | 9-18 | 0-0 | 2 | 3 | 26 |
| Sean Woods | 1-3 | 2-2 | 0 | 4 | 4 |
| Richie Farmer | 7-14 | 3-3 | 1 | 4 | 21 |
| Jeff Brassow | 1-7 | 0-0 | 5 | 5 | 2 |
| Johnathon Davis | 1-3 | 0-0 | 5 | 1 | 2 |
| Junior Braddy | 0-3 | 0-0 | 1 | 0 | 0 |
| Michael Parks | 0-0 | 0-0 | 0 | 0 | 0 |
| Tony Cooper | 0-0 | 0-0 | 0 | 0 | 0 |
| Team | | | 3 | | |
| Totals | 39-83 | 11-13 | 31 | 30 | 110 |

Halftime: North Carolina 64, Kentucky 47. Three-point field goals: North Carolina 10-20 (Fox 4-7, Rice 2-4, Harris 1-1, Rodl 1-2, Davis 1-3, Denny 1-3); Kentucky 21-48 (Miller 8-16, Feldhaus 5-8, Farmer 4-9, Pelphrey 2-4, Hanson 2-5, Woods 0-1, Braddy 0-1, Brassow 0-4). Officials: M. Crowley, R. Herring, L. Rose. Attendance: 19,098.

## Louisville 86, Kentucky 79

**December 30, 1989**
**Lexington, Ky.**

| Louisville | FG-FGA | FT-FTA | RB | PF | TP |
|---|---|---|---|---|---|
| Tony Kimbro | 1-2 | 0-0 | 2 | 1 | 2 |
| Everick Sullivan | 4-11 | 6-8 | 6 | 2 | 16 |
| Felton Spencer | 3-4 | 1-2 | 6 | 4 | 7 |
| L. Smith | 6-9 | 10-11 | 0 | 3 | 22 |
| Keith Williams | 7-8 | 0-0 | 5 | 4 | 15 |
| Jerome Harmon | 7-14 | 2-2 | 6 | 0 | 16 |
| C. Holden | 3-4 | 2-4 | 7 | 1 | 8 |
| Troy Smith | 0-0 | 0-0 | 1 | 0 | 0 |
| Team | | | 2 | | |
| Totals | 31-52 | 21-27 | 35 | 15 | 86 |

| Kentucky | FG-FGA | FT-FTA | RB | PF | TP |
|---|---|---|---|---|---|
| John Pelphrey | 4-8 | 3-4 | 4 | 4 | 11 |
| Deron Feldhaus | 3-13 | 2-2 | 16 | 5 | 9 |
| Reggie Hanson | 8-21 | 4-6 | 6 | 3 | 24 |
| Derrick Miller | 5-14 | 1-2 | 2 | 2 | 13 |
| Sean Woods | 3-7 | 0-1 | 1 | 1 | 6 |
| Richie Farmer | 4-7 | 0-0 | 1 | 2 | 10 |
| Jeff Brassow | 3-7 | 0-0 | 2 | 4 | 6 |

# SEASON REVIEW

| | | | | | |
|---|---|---|---|---|---|
| Johnathon Davis | 0-1 | 0-0 | 0 | 0 | 0 |
| Skip McGaw | 0-0 | 0-0 | 0 | 0 | 0 |
| Team | | | 1 | | |
| Totals | 30-78 | 10-15 | 33 | 21 | 79 |

Halftime: Louisville 42, Kentucky 35. Three-point field goals: Louisville 3-9 (Sullivan 2-5, Smith 0-1, Harmon 0-1, Williams 1-2); Kentucky 9-29 (Hanson 4-11, Farmer 2-4, Miller 2-8, Feldhaus 1-3, Brassow 0-1Pelphrey 0-2). Officials: J. Clougherty, A. Pattillo, A. Prescott. Attendance: 24,089.

## Georgia 106, Kentucky 91

**January 3, 1990**
**Athens, Ga.**

| Kentucky | FG-FGA | FT-FTA | RB | PF | TP |
|---|---|---|---|---|---|
| Deron Feldhaus | 6-13 | 2-6 | 3 | 3 | 16 |
| John Pelphrey | 4-11 | 4-7 | 2 | 4 | 13 |
| Reggie Hanson | 11-14 | 1-1 | 6 | 6 | 23 |
| Derrick Miller | 8-16 | 1-2 | 1 | 2 | 21 |
| Sean Woods | 6-11 | 1-4 | 3 | 4 | 13 |
| Jeff Brassow | 1-3 | 0-0 | 2 | 6 | 3 |
| Richie Farmer | 0-2 | 0-0 | 2 | 2 | 0 |
| Johnathon Davis | 0-2 | 0-0 | 2 | 6 | 0 |
| Michael Parks | 0-0 | 0-0 | 0 | 0 | 0 |
| Team | | | 4 | | |
| Totals | 37-73 | 9-20 | 25 | 33 | 91 |

| Georgia | FG-FGA | FT-FTA | RB | PF | TP |
|---|---|---|---|---|---|
| Alec Kessler | 12-17 | 7-8 | 18 | 3 | 32 |
| Marshall Wilson | 3-6 | 4-6 | 7 | 1 | 10 |
| Neville Austin | 3-6 | 2-2 | 10 | 4 | 8 |
| Litterial Green | 5-8 | 7-12 | 3 | 5 | 21 |
| Rod Cole | 5-8 | 7-9 | 2 | 2 | 18 |
| Shaun Golden | 1-3 | 0-0 | 2 | 1 | 2 |
| Jody Patton | 0-4 | 8-10 | 5 | 0 | 8 |
| Lem Howard | 3-3 | 1-1 | 3 | 3 | 7 |
| Team | | | 3 | | |
| Totals | 32-55 | 36-48 | 53 | 19 | 106 |

Halftime: Georgia 51, Kentucky 41. Three-point field goals: Kentucky 8-27 (Miller 4-10, Feldhaus 2-6, Pelphrey 1-6, Brassow 1-3, Hanson 0-1, Farmer 0-1); Georgia 6-12 (Green 4-6, Kessler 1-1, Cole 1-3, Patton 0-2). Officials: D. Rutledge, G. Marcum, M. Chauvin. Attendance: 9,671.

## Vanderbilt 92, Kentucky 85

**January 6, 1990**
**Nashville, Tenn.**

| Kentucky | FG-FGA | FT-FTA | RB | PF | TP |
|---|---|---|---|---|---|
| Deron Feldhaus | 1-4 | 3-4 | 3 | 4 | 5 |
| Reggie Hanson | 5-14 | 3-4 | 5 | 5 | 16 |
| John Pelphrey | 5-12 | 2-2 | 5 | 4 | 15 |
| Derrick Miller | 10-29 | 0-0 | 9 | 6 | 23 |
| Sean Woods | 2-3 | 0-2 | 3 | 6 | 4 |
| Jeff Brassow | 5-11 | 3-4 | 6 | 1 | 15 |
| Tony Cooper | 0-0 | 0-0 | 0 | 0 | 0 |
| Junior Braddy | 0-0 | 0-0 | 0 | 0 | 0 |
| Richie Farmer | 2-7 | 0-0 | 7 | 2 | 5 |
| Johnathon Davis | 1-2 | 0-1 | 1 | 2 | 2 |
| Team | | | 4 | | |
| Totals | 31-82 | 11-17 | 43 | 30 | 85 |

| Vanderbilt | FG-FGA | FT-FTA | RB | PF | TP |
|---|---|---|---|---|---|
| Charles Mayes | 3-5 | 0-0 | 6 | 1 | 8 |
| Eric Reid | 4-8 | 6-11 | 6 | 0 | 14 |
| Todd Milholland | 2-4 | 0-0 | 4 | 3 | 4 |
| Derrick Wilcox | 3-9 | 8-8 | 4 | 2 | 16 |
| Scott Draud | 7-15 | 2-3 | 8 | 2 | 21 |
| Kevin Anglin | 1-3 | 5-6 | 2 | 1 | 7 |
| Steve Grant | 2-4 | 10-10 | 7 | 2 | 14 |
| Dan Hall | 4-7 | 0-0 | 7 | 4 | 8 |
| Team | | | 2 | | |
| Totals | 26-55 | 31-38 | 46 | 15 | 92 |

Halftime: Vanderbilt 46, Kentucky 41. Three-point field goals: Kentucky 12-37 (Hanson 3-5, Pelphrey 3-8, Miller 3-13, Brassow 2-6, Farmer 1-3, Feldhaus 0-2); Vanderbilt 9-21 (Draud 5-10, Mayes 2-3, Wilcox 2-6, Milholland 0-1, Anglin 0-1). Officials: D. Doge, D. Ferguson, A. Pattillo. Attendance: 15,399.

## Kentucky 89, Florida 81

**January 10, 1990**
**Lexington, Ky.**

| Florida | FG-FGA | FT-FTA | RB | PF | TP |
|---|---|---|---|---|---|
| L. Chatman | 3-8 | 2-6 | 4 | 3 | 8 |
| Tim Turner | 1-6 | 0-0 | 4 | 4 | 2 |
| D. Schintzius | 7-13 | 3-4 | 9 | 5 | 17 |
| Renaldo Garcia | 4-12 | 3-3 | 5 | 6 | 12 |
| Stacey Poole | 4-12 | 0-0 | 7 | 5 | 8 |
| Dwayne Davis | 4-5 | 5-6 | 11 | 4 | 13 |
| Brian Hogan | 4-6 | 0-0 | 1 | 5 | 12 |
| Willie Jackson | 0-2 | 0-0 | 1 | 0 | 0 |
| Hosie Grimsley | 3-3 | 0-0 | 1 | 1 | 7 |
| B.J. Carter | 0-0 | 0-0 | 0 | 1 | 0 |
| Scott Stewart | 1-2 | 0-0 | 2 | 1 | 2 |
| Team | | | 1 | | |
| Totals | 31-69 | 13-19 | 46 | 35 | 81 |

| Kentucky | FG-FGA | FT-FTA | RB | PF | TP |
|---|---|---|---|---|---|
| John Pelphrey | 4-9 | 5-8 | 7 | 5 | 16 |
| Deron Feldhaus | 5-9 | 3-4 | 6 | 2 | 14 |
| Reggie Hanson | 7-16 | 3-5 | 5 | 3 | 19 |
| Derrick Miller | 4-10 | 3-9 | 6 | 2 | 12 |
| Sean Woods | 4-7 | 12-16 | 1 | 2 | 20 |
| Richie Farmer | 2-3 | 0-0 | 1 | 1 | 5 |
| Jeff Brassow | 1-4 | 1-3 | 7 | 0 | 3 |
| Johnathon Davis | 0-1 | 0-0 | 0 | 3 | 0 |
| Teams | | | 2 | | |
| Totals | 27-59 | 27-45 | 35 | 18 | 89 |

Halftime: Florida 42, Kentucky 40. Three-point field goals: Florida 6-16 (Hogan 4-6, Grimsley 1-1, Garcia 1-4, Stewart 0-1, Poole 0-1, D. Schintzius 0-1, Turner 0-2); Kentucky 8-23 (Pelphrey 3-5, Hanson 2-7, Farmer 1-2, Feldhaus 1-3, Miller 1-4, Brassow 0-2). Officials: J. Clougherty, M. Chauvin, W. Tanner. Attendance: 23,782.



*Deron Feldhaus takes it inside against Indiana in the Bank One Big Four Classic.*

## LSU 94, Kentucky 81

**January 13, 1990**
**Baton Rouge, La.**

| Kentucky | FG-FGA | FT-FTA | RB | PF | TP |
|---|---|---|---|---|---|
| Derrick Miller | 3-9 | 0-0 | 0 | 4 | 7 |
| Sean Woods | 3-8 | 0-0 | 2 | 2 | 7 |
| Deron Feldhaus | 3-10 | 3-4 | 13 | 4 | 10 |
| Jeff Brassow | 9-17 | 0-0 | 4 | 3 | 25 |
| Richie Farmer | 2-7 | 2-2 | 2 | 2 | 8 |
| Johnathon Davis | 0-0 | 0-0 | 1 | 0 | 0 |
| John Pelphrey | 4-17 | 3-5 | 7 | 5 | 14 |
| Reggie Hanson | 4-13 | 0-2 | 7 | 5 | 10 |
| Team | | | 6 | | |
| Totals | 28-81 | 8-13 | 42 | 25 | 81 |

| LSU | FG-FGA | FT-FTA | RB | PF | TP |
|---|---|---|---|---|---|
| M. Williamson | 6-10 | 2-5 | 9 | 1 | 15 |
| Vernel Singleton | 2-6 | 6-8 | 7 | 0 | 10 |
| H. Boudreaux | 2-4 | 0-0 | 0 | 2 | 4 |
| Shaquille O'Neal | 7-15 | 0-1 | 15 | 2 | 14 |
| Randy Devall | 0-1 | 0-1 | 2 | 4 | 0 |
| Chris Jackson | 7-13 | 12-12 | 4 | 2 | 28 |
| R. Krajewski | 1-2 | 0-0 | 2 | 0 | 2 |
| Wayne Sims | 3-5 | 0-0 | 6 | 2 | 7 |
| Stanley Roberts | 5-8 | 4-7 | 7 | 4 | 14 |
| Team | | | 0 | | |
| Totals | 33-64 | 24-34 | 52 | 17 | 94 |

Halftime: LSU 50, Kentucky 33. Three-point field goals: Kentucky 17-46 (Brassow 7-11, Pelphrey 3-11, Hanson 2-5, Farmer 2-7, Woods 1-2, Feldhaus 1-4, Miller 1-6); LSU 4-9 (Jackson 2-3, Williamson 1-2, Sims 1-2, Boudreaux 0-1, Devall 0-1). Officials: J. Clougherty, A. Prescott, G. Marcum. Attendance: 14,085.

## Kentucky 82, Alabama 65

**January 17, 1990**
**Lexington, Ky.**

| Alabama | FG-FGA | FT-FTA | RB | PF | TP |
|---|---|---|---|---|---|
| Robert Horry | 3-7 | 0-0 | 5 | 4 | 6 |
| Melvin Cheatum | 7-14 | 4-6 | 8 | 5 | 18 |
| David Benoit | 3-10 | 0-2 | 8 | 2 | 6 |
| Gary Waites | 2-5 | 0-1 | 1 | 1 | 5 |
| James Sanders | 3-7 | 2-3 | 6 | 3 | 8 |
| Bryant Lancaster | 0-1 | 0-1 | 0 | 0 | 0 |
| Keith Askins | 4-10 | 1-3 | 4 | 2 | 12 |
| Marc Campbell | 3-3 | 4-4 | 3 | 4 | 10 |
| Kenneth Rice | 0-1 | 0-0 | 0 | 0 | 0 |
| Totals | 25-58 | 11-20 | 35 | 21 | 65 |

| Kentucky | FG-FGA | FT-FTA | RB | PF | TP |
|---|---|---|---|---|---|
| Deron Feldhaus | 8-10 | 3-3 | 6 | 2 | 19 |
| John Pelphrey | 6-11 | 3-4 | 8 | 3 | 16 |
| Reggie Hanson | 6-10 | 7-10 | 6 | 3 | 20 |
| Derrick Miller | 5-14 | 0-1 | 3 | 4 | 14 |
| Sean Woods | 1-1 | 1-2 | 1 | 3 | 3 |
| Jeff Brassow | 2-6 | 0-0 | 2 | 4 | 6 |
| Junior Braddy | 0-0 | 0-0 | 0 | 1 | 0 |
| Richie Farmer | 1-4 | 2-2 | 2 | 0 | 4 |
| Johnathon Davis | 0-0 | 0-0 | 1 | 2 | 0 |
| Team | | | 4 | | |
| Teams | 29-56 | 16-22 | 33 | 22 | 82 |

Halftime: Kentucky 42, Alabama 30. Three-Point Field Goals: Kentucky 8-22 (Miller 4-10, Brassow 2-4, Hanson 1-2, Pelphrey 1-3, Feldhaus 0-1, Farmer 0-2); Alabama 4-19 (Askins 3-9, Waites 1-3, Horry 0-2, Benoit 0-2, Sanders 0-3). Officials: M. Chauvin, D. Ferguson, D. Dodge. Attendance: 23,299.

## Kentucky 95, Tennessee 83

**January 20, 1990**
**Lexington, Ky.**

| Tennessee | FG-FGA | FT-FTA | RB | PF | TP |
|---|---|---|---|---|---|
| Ronnie Reese | 5-9 | 0-0 | 6 | 3 | 10 |

# SEASON REVIEW

| | | | | | |
|---|---|---|---|---|---|
| Steve Rivers | 7-11 | 1-2 | 5 | 5 | 15 |
| Ian Lockhart | 4-12 | 2-4 | 14 | 4 | 10 |
| Allan Houston | 3-17 | 0-0 | 4 | 2 | 7 |
| Greg Bell | 6-16 | 4-4 | 7 | 4 | 19 |
| Ron Taylor | 3-6 | 2-3 | 1 | 0 | 9 |
| Jay Price | 1-2 | 2-2 | 3 | 1 | 4 |
| Carlus Groves | 4-5 | 1-1 | 3 | 3 | 9 |
| Lang Wiseman | 0-0 | 0-0 | 0 | 0 | 0 |
| Team | | | 3 | | |
| Totals | 33-78 | 12-16 | 46 | 22 | 83 |

| **Kentucky** | **FG-FGA** | **FT-FTA** | **RB** | **PF** | **TP** |
|---|---|---|---|---|---|
| John Pelphrey | 7-10 | 3-5 | 8 | 3 | 21 |
| Deron Feldhaus | 6-12 | 5-7 | 11 | 2 | 19 |
| Reggie Hanson | 4-7 | 5-6 | 6 | 5 | 14 |
| Derrick Miller | 9-18 | 2-3 | 6 | 3 | 28 |
| Sean Woods | 1-4 | 1-2 | 2 | 3 | 3 |
| Jeff Brassow | 0-3 | 0-0 | 0 | 3 | 0 |
| Richie Farmer | 4-10 | 0-0 | 1 | 1 | 0 |
| Junior Braddy | 0-1 | 0-0 | 1 | 0 | 0 |
| Johnathon Davis | 0-0 | 0-0 | 0 | 1 | 0 |
| Team | | | 2 | | |
| Totals | 31-65 | 16-23 | 37 | 21 | 95 |

Halftime: Tennessee 44, Kentucky 39. Three-Point Field Goals: Tennessee 5-22 (Bell 3-9, Taylor 1-4, Houston 1-8, Price 0-1); Kentucky 17-39 (Miller 8-13, Pelphrey 4-6, Feldhaus 2-4, Farmer 2-7, Hanson 1-2, Woods 0-1, Braddy 0-1). Officials: D. Rutledge, A. Prescott, C. Watkins. Attendance: 24,245.

## Auburn 74, Kentucky 70

**January 24, 1990**
**Auburn, Ala.**

| **Kentucky** | **FG-FGA** | **FT-FTA** | **RB** | **PF** | **TP** |
|---|---|---|---|---|---|
| Deron Feldhaus | 6-10 | 4-6 | 6 | 2 | 17 |
| John Pelphrey | 3-7 | 2-2 | 3 | 2 | 10 |
| Reggie Hanson | 8-17 | 0-0 | 0 | 4 | 17 |
| Derrick Miller | 9-18 | 1-1 | 5 | 2 | 21 |
| Sean Woods | 1-5 | 0-0 | 3 | 4 | 2 |
| Jeff Brassow | 0-1 | 0-0 | 4 | 0 | 0 |
| Richie Farmer | 1-3 | 0-0 | 1 | 1 | 3 |
| Johnathon Davis | 0-0 | 0-0 | 3 | 3 | 0 |
| Team | | | 2 | | |
| Totals | 28-61 | 7-9 | 27 | 18 | 70 |

| **Auburn** | **FG-FGA** | **FT-FTA** | **RB** | **PF** | **TP** |
|---|---|---|---|---|---|
| D. Dennison | 9-13 | 8-8 | 2 | 0 | 27 |
| Chris Brandt | 5-12 | 2-2 | 9 | 4 | 12 |
| Zane Arnold | 5-10 | 5-7 | 18 | 2 | 15 |
| Reggie Gallon | 1-6 | 0-0 | 5 | 2 | 2 |
| Ronnie Battle | 7-18 | 3-3 | 3 | 2 | 18 |
| C. Wrencher | 0-0 | 0-0 | 0 | 0 | 0 |
| Larry Patrick | 0-1 | 0-0 | 1 | 0 | 0 |
| Richard Smith | 0-1 | 0-0 | 1 | 2 | 0 |
| Team | | | 4 | | |
| Totals | 27-61 | 18-20 | 43 | 12 | 74 |

Halftime: Kentucky 44, Auburn 30. Three-point field goals: Kentucky 7-25 (Pelphrey 2-4, Miller 2-9, Farmer 1-2, Feldhaus 1-4, Hanson 1-6); Auburn 2-12 (Dennison 1-3, Battle 1-7, Gallon 0-2). Officials: J. Clougherty, D. Day and K. Sitton. Attendance: 8,633.

## Kentucky 98, Ole Miss 79

**January 27, 1990**
**Lexington, Ky.**

| **Ole Miss** | **FG-FGA** | **FT-FTA** | **RB** | **PF** | **TP** |
|---|---|---|---|---|---|
| Joe Harvell | 9-17 | 1-2 | 7 | 3 | 25 |
| Gerald Glass | 7-11 | 8-8 | 15 | 6 | 23 |
| Sean Murphy | 2-5 | 0-0 | 3 | 4 | 4 |
| David Midlick | 0-3 | 4-4 | 0 | 2 | 4 |
| Tim Jumper | 3-6 | 4-5 | 5 | 3 | 10 |
| Chuck Barnes | 0-3 | 3-3 | 3 | 1 | 3 |
| John Matthews | 0-2 | 4-4 | 2 | 6 | 4 |
| Patrick Eddie | 0-3 | 1-3 | 4 | 2 | 1 |
| James Bailey | 1-3 | 0-0 | 3 | 3 | 2 |
| Greg Jones | 0-1 | 0-0 | 0 | 0 | 0 |
| Troy Garrett | 1-1 | 0-0 | 0 | 0 | 3 |
| Mark Wilson | 0-0 | 0-0 | 0 | 2 | 0 |
| Team | | | 3 | | |
| Totals | 23-55 | 25-29 | 45 | 32 | 79 |

| **Kentucky** | **FG-FGA** | **FT-FTA** | **RB** | **PF** | **TP** |
|---|---|---|---|---|---|
| John Pelphrey | 2-7 | 5-8 | 7 | 5 | 9 |
| Deron Feldhaus | 6-10 | 8-11 | 6 | 4 | 21 |
| Reggie Hanson | 5-16 | 7-9 | 11 | 4 | 18 |
| Derrick Miller | 6-18 | 1-1 | 2 | 2 | 17 |
| Richie Farmer | 2-7 | 7-10 | 3 | 1 | 11 |
| Jeff Brassow | 5-10 | 4-6 | 3 | 4 | 14 |
| Sean Woods | 3-5 | 2-2 | 3 | 3 | 8 |
| Johnathon Davis | 0-0 | 0-0 | 0 | 1 | 0 |
| Skip McGaw | 0-0 | 0-0 | 0 | 1 | 0 |
| Junior Braddy | 0-0 | 0-0 | 0 | 0 | 0 |
| Tony Cooper | 0-0 | 0-0 | 0 | 0 | 0 |
| Michael Parks | 0-0 | 0-0 | 1 | 0 | 0 |
| Team | | | 1 | | |
| Totals | 29-73 | 34-47 | 37 | 25 | 98 |

Halftime: Kentucky 38, Ole Miss 37. Three-point field goals: Ole Miss 8-17 (Harvell 6-9, Garrett 1-1, Glass 1-3, Bailey 0-1, Jones 0-1, Midlick 0-2); Kentucky 6-28 (Miller 4-15, Feldhaus 1-2, Hanson 1-5, Brassow 0-1, Pelphrey 0-2, Farmer 0-3). Officials: D. Shea, P. Andrezjewski and D. Day. Attendance: 24,102.

## Miss. State 87, Kentucky 86

**January 31, 1990**
**Starkville, Miss.**

| **Kentucky** | **FG-FGA** | **FT-FTA** | **RB** | **PF** | **TP** |
|---|---|---|---|---|---|
| John Pelphrey | 7-14 | 5-5 | 8 | 6 | 20 |
| Deron Feldhaus | 4-9 | 1-2 | 5 | 1 | 9 |
| Reggie Hanson | 4-8 | 4-4 | 15 | 6 | 14 |
| Sean Woods | 5-12 | 5-6 | 1 | 5 | 15 |
| Derrick Miller | 1-6 | 2-2 | 2 | 3 | 5 |
| Richie Farmer | 3-3 | 2-2 | 2 | 2 | 10 |
| Jeff Brassow | 4-5 | 0-0 | 1 | 1 | 9 |
| Johnathon Davis | 0-0 | 0-0 | 0 | 0 | 0 |
| Tony Cooper | 0-0 | 0-0 | 0 | 0 | 0 |
| Junior Braddy | 1-2 | 1-2 | 1 | 2 | 4 |
| Team | | | 1 | | |
| Totals | 29-59 | 20-23 | 36 | 26 | 86 |



*Jeff Brassow moves the ball up the court in the UKIT.*

| **Miss. State** | **FG-FGA** | **FT-FTA** | **RB** | **PF** | **TP** |
|---|---|---|---|---|---|
| Greg Carter | 6-11 | 10-14 | 11 | 5 | 22 |
| Cameron Burns | 3-7 | 4-9 | 5 | 2 | 10 |
| Todd Merritt | 4-8 | 2-2 | 11 | 5 | 11 |
| Doug Hartsfield | 6-12 | 6-8 | 5 | 4 | 22 |
| Brad Smith | 6-11 | 1-1 | 0 | 1 | 15 |
| Tony Watts | 2-5 | 1-2 | 1 | 1 | 7 |
| Robert Woodard | 0-1 | 0-0 | 0 | 2 | 0 |
| Team | | | 0 | | |
| Totals | 27-55 | 24-36 | 33 | 20 | 87 |

Halftime: Kentucky 38, Mississippi State 35. Three-point field goals: Kentucky 8-14 (Farmer 2-2, Hanson 2-2, Brassow 1-1, Braddy 1-1, Pelphrey 1-3, Miller 1-4, Feldhaus 0-1); Mississippi State 9-15 (Hartsfield 4-7, Watts 2-2, Smith 2-4, Merritt 1-1, Carter 0-1). Officials: W. Tanner, M. Chauvin and M. Thibodeaux. Attendance: 7,505.

## Kentucky 88, Georgia 77

**February 3, 1990**
**Lexington, Ky.**

| **Georgia** | **FG-FGA** | **FT-FTA** | **RB** | **PF** | **TP** |
|---|---|---|---|---|---|
| Alec Kessler | 6-10 | 7-10 | 7 | 4 | 19 |
| Marshall Wilson | 2-4 | 0-0 | 5 | 3 | 4 |
| Neville Austin | 4-4 | 0-0 | 3 | 5 | 8 |
| Litterial Green | 6-17 | 4-4 | 6 | 3 | 18 |
| Rod Cole | 4-6 | 2-2 | 3 | 5 | 12 |
| Jody Patton | 2-3 | 2-3 | 1 | 0 | 8 |
| Shaun Golden | 3-6 | 0-1 | 0 | 2 | 6 |
| Lem Howard | 1-1 | 0-0 | 1 | 0 | 2 |
| Team | | | 1 | | |
| Totals | 28-51 | 15-20 | 27 | 22 | 77 |

| **Kentucky** | **FG-FGA** | **FT-FTA** | **RB** | **PF** | **TP** |
|---|---|---|---|---|---|
| Deron Feldhaus | 4-7 | 4-4 | 7 | 3 | 12 |
| Jeff Brassow | 1-4 | 1-2 | 6 | 3 | 4 |
| Reggie Hanson | 5-13 | 8-8 | 8 | 2 | 18 |
| Derrick Miller | 5-15 | 5-5 | 4 | 1 | 15 |
| Sean Woods | 8-11 | 4-4 | 2 | 4 | 20 |
| John Pelphrey | 4-7 | 3-4 | 3 | 4 | 13 |
| Richie Farmer | 1-5 | 3-4 | 2 | 3 | 6 |
| Johnathon Davis | 0-0 | 0-0 | 0 | 1 | 0 |
| Junior Braddy | 0-0 | 0-0 | 0 | 0 | 0 |
| Team | | | 2 | | |
| Totals | 28-62 | 28-31 | 34 | 21 | 88 |

Halftime: Kentucky 36, Georgia 33. Three-point field goals: Georgia 6-17 (Cole 2-3, Patton 2-3, Green 2-10, Kessler 0-1); Kentucky 4-18 (2-4, Brassow 1-1, Farmer 1-4, Feldhaus 0-1, Hanson 0-2, Miller 0-6). Officials: L. Ware, P. Andrzejewski and G. Boudreaux. Attendance: 24,075.

## Kentucky 100, Vanderbilt 73

**February 7, 1990**
**Lexington, Ky.**

| **Vanderbilt** | **FG-FGA** | **FT-FTA** | **RB** | **PF** | **TP** |
|---|---|---|---|---|---|
| Charles Mayes | 3-5 | 0-1 | 4 | 0 | 7 |
| Eric Reid | 3-6 | 1-2 | 8 | 2 | 7 |
| Todd Milholland | 1-5 | 0-0 | 7 | 3 | 2 |
| Derrick Wilcox | 3-7 | 7-8 | 3 | 1 | 16 |
| Scott Draud | 5-14 | 1-2 | 0 | 1 | 14 |
| Steve Grant | 5-5 | 0-0 | 2 | 3 | 10 |
| Kevin Anglin | 1-4 | 2-2 | 0 | 1 | 4 |
| Morgan Wheat | 1-4 | 2-2 | 0 | 1 | 4 |
| Dan Hall | 2-5 | 3-5 | 6 | 4 | 7 |
| Willy Daunic | 0-2 | 2-2 | 0 | 1 | 2 |
| Alberto Ballestra | 0-0 | 0-0 | 0 | 0 | 0 |
| Robbie Graham | 0-0 | 0-0 | 0 | 0 | 0 |
| Team | | | 1 | | |
| Totals | 24-57 | 18-24 | 34 | 17 | 73 |

| **Kentucky** | **FG-FGA** | **FT-FTA** | **RB** | **PF** | **TP** |
|---|---|---|---|---|---|
| Deron Feldhaus | 9-11 | 1-1 | 5 | 2 | 21 |
| John Pelphrey | 1-7 | 4-4 | 6 | 2 | 6 |

# SEASON REVIEW



*Coach Rick Pitino gives Richie Farmer sideline instructions.*

| | | | | | |
|---|---|---|---|---|---|
| Reggie Hanson | 8-11 | 4-4 | 11 | 5 | 20 |
| Derrick Miller | 15-28 | 4-4 | 2 | 2 | 40 |
| Sean Woods | 1-6 | 0-0 | 4 | 5 | 2 |
| Richie Farmer | 2-6 | 2-3 | 4 | 3 | 6 |
| Junior Braddy | 1-2 | 0-0 | 0 | 0 | 3 |
| Jeff Brassow | 1-5 | 0-0 | 3 | 2 | 2 |
| Michael Parks | 0-0 | 0-0 | 1 | 0 | 0 |
| Johnathon Davis | 0-0 | 0-0 | 0 | 0 | 0 |
| Tony Cooper | 0-0 | 0-1 | 0 | 1 | 0 |
| Team | | | 2 | | |
| Totals | 38-76 | 15-17 | 38 | 22 | 100 |

Halftime: Kentucky 46, Vanderbilt 39. Three-point field goals: Vanderbilt 7-21 (Wilcox 3-5, Draud 2-8, Mayes 1-3, Wheat 1-3, Anglin 0-1, Daunic 0-1); Kentucky 9-31 (Miller 6-15, Feldhaus 2-4, Braddy 1-2, Woods 0-1, Pelphrey 0-2, Brassow 0-3, Farmer 0-4). Officials: D. Rutledge, A. Prescott and D. Hooker. Attendance: 23,896.

## Kentucky 78, Florida 74

**February 12, 1990**
**Gainesville, Fla.**

| Kentucky | FG-FGA | FT-FTA | RB | PF | TP |
|---|---|---|---|---|---|
| Deron Feldhaus | 6-14 | 4-6 | 6 | 2 | 17 |
| John Pelphrey | 3-6 | 4-5 | 4 | 2 | 10 |
| Reggie Hanson | 7-9 | 2-3 | 4 | 4 | 16 |
| Sean Woods | 4-9 | 4-5 | 1 | 2 | 12 |
| Derrick Miller | 6-16 | 0-0 | 3 | 2 | 16 |
| Jeff Brassow | 0-0 | 0-0 | 6 | 0 | 0 |
| Richie Farmer | 2-5 | 0-0 | 1 | 2 | 5 |
| Johnathon Davis | 1-1 | 0-0 | 1 | 1 | 2 |
| Team | | | 2 | 1 | |
| Totals | 29-60 | 14-19 | 28 | 16 | 78 |

| Florida | FG-FGA | FT-FTA | RB | PF | TP |
|---|---|---|---|---|---|
| Hosie Grimsley | 4-9 | 0-0 | 3 | 1 | 9 |
| Stacey Poole | 11-18 | 2-5 | 9 | 1 | 24 |
| Dwayne Davis | 7-10 | 2-4 | 6 | 5 | 15 |
| Renaldo Garcia | 5-9 | 4-5 | 5 | 1 | 16 |
| Scott Stewart | 1-3 | 0-0 | 3 | 1 | 2 |
| Brian Hogan | 1-4 | 0-0 | 0 | 3 | 3 |
| Willie Jackson | 1-1 | 2-2 | 2 | 1 | 4 |
| Team | | | 1 | | |
| Totals | 30-54 | 10-16 | 29 | 13 | 74 |

Halftime: Florida 44, Kentucky 36. Three-point field goals: Kentucky 6-13 (Miller 4-6, Farmer 1-2, Feldhaus 1-3, Pelphrey 0-2); Florida 4-11 (Garcia 2-4, Grimsley 1-3, Hogan 1-4). Officials: D. Shea, G. Bourdreaux, F. Ourso. Attendance: 6,151.

## Kentucky 100, LSU 95

**February 15, 1990**
**Lexington, Ky.**

| LSU | FG-FGA | FT-FTA | RB | PF | TP |
|---|---|---|---|---|---|
| Vernell Singleton | 1-2 | 0-0 | 3 | 3 | 2 |
| Shaquille O'Neal | 6-8 | 2-5 | 21 | 6 | 14 |
| Wayne Sims | 2-6 | 3-3 | 3 | 0 | 7 |
| M. Williamson | 3-9 | 2-5 | 0 | 6 | 9 |
| Chris Jackson | 13-29 | 8-9 | 3 | 3 | 41 |
| Stanley Roberts | 6-15 | 1-2 | 13 | 4 | 13 |
| Randy Devall | 2-6 | 3-3 | 6 | 4 | 7 |
| H. Boudreaux | 0-0 | 0-0 | 3 | 1 | 0 |
| R. Krajewski | 1-1 | 0-0 | 0 | 0 | 2 |
| Team | | | 6 | | |
| Totals | 34-76 | 19-27 | 58 | 27 | 95 |

| Kentucky | FG-FGA | FT-FTA | RB | PF | TP |
|---|---|---|---|---|---|
| John Pelphrey | 3-10 | 3-5 | 5 | 5 | 10 |
| Deron Feldhaus | 9-18 | 5-6 | 10 | 2 | 24 |
| Reggie Hanson | 4-12 | 2-5 | 12 | 3 | 11 |
| Derrick Miller | 10-27 | 4-4 | 4 | 0 | 29 |
| Sean Woods | 4-5 | 4-4 | 2 | 6 | 12 |
| Jeff Brassow | 1-4 | 1-2 | 6 | 5 | 4 |
| Richie Farmer | 1-7 | 8-8 | 2 | 3 | 10 |
| Totals | 32-83 | 27-34 | 41 | 24 | 100 |

Halftime: Kentucky 48, LSU 36. Three-point field goals: LSU 8-21 (Jackson 7-17, Williamson 1-3, Sims 0-1); Kentucky 9-33 (Miller 5-16, Brassow 1-2, Feldhaus 1-3, Hanson 1-3, Pelphrey 1-4, Farmer 0-5). Officials: Allie Prescott, Don Rutledge and Andre Pattillo. Attendance: 24,301.

## Alabama 83, Kentucky 58

**February 17, 1990**
**Tuscaloosa, Ala.**

| Kentucky | FG-FGA | FT-FTA | RB | PF | TP |
|---|---|---|---|---|---|
| Reggie Hanson | 0-1 | 0-0 | 0 | 1 | 0 |
| John Pelphrey | 2-9 | 2-4 | 2 | 5 | 6 |
| Deron Feldhaus | 3-8 | 9-10 | 7 | 3 | 18 |
| Derrick Miller | 2-10 | 2-2 | 1 | 3 | 7 |
| Sean Woods | 2-5 | 0-0 | 2 | 4 | 4 |
| Jeff Brassow | 3-6 | 0-0 | 3 | 3 | 6 |
| Richie Farmer | 3-6 | 1-2 | 1 | 0 | 8 |
| Johnathon Davis | 1-3 | 3-4 | 4 | 3 | 5 |
| Junior Braddy | 2-4 | 0-0 | 1 | 0 | 4 |
| Michael Parks | 0-0 | 0-0 | 0 | 0 | 0 |
| Team | | | 7 | | |
| Totals | 18-52 | 17-22 | 28 | 22 | 58 |

| Alabama | FG-FGA | FT-FTA | RB | PF | TP |
|---|---|---|---|---|---|
| Robert Horry | 0-0 | 0-0 | 0 | 1 | 0 |
| Melvin Cheatum | 7-12 | 4-5 | 7 | 2 | 18 |
| David Benoit | 4-10 | 6-7 | 7 | 2 | 14 |
| Gary Waites | 2-3 | 2-4 | 1 | 0 | 7 |
| James Sanders | 5-9 | 0-0 | 4 | 3 | 11 |
| Kenneth Rice | 1-2 | 2-2 | 2 | 0 | 5 |
| Ernest Brown | 0-0 | 1-2 | 0 | 0 | 1 |
| Bryant Lancaster | 1-1 | 0-0 | 1 | 1 | 2 |
| Dean Wilson | 0-0 | 0-0 | 0 | 0 | 0 |
| Darby Rich | 0-0 | 0-0 | 0 | 0 | 0 |
| Marcus Webb | 1-2 | 0-2 | 4 | 0 | 2 |
| Marcus Campbell | 4-5 | 0-0 | 5 | 4 | 8 |



*Reggie Hanson, Sean Woods and Junior Braddy cheer on their teammates in the Big Four Classic.*

# SEASON REVIEW

| | | | | | |
|---|---|---|---|---|---|
| A. Lawrence | 1-2 | 0-0 | 1 | 0 | 2 |
| Keith Askins | 5-10 | 1-3 | 8 | 3 | 13 |
| Team | | | 1 | | |
| Totals | 31-56 | 16-25 | 41 | 16 | 83 |

Halftime: Alabama 49, Kentucky 27. Three-point field goals: Kentucky 5-18 (Feldhaus 3-5, Farmer 1-4, Miller 1-6, Brassow 0-1, Pelphrey 0-2); Alabama 5-12 (Askins 2-6, Rice 1-1, Waites 1-2, Sanders 1-3). Officials: Don Ferguson, Bob McGrath, David Day. Attendance: 15,043.

## Tennessee 102, Kentucky 100

**February 21, 1990**
**Knoxville, Tenn.**

| Kentucky | FG-FGA | FT-FTA | RB | PF | TP |
|---|---|---|---|---|---|
| Deron Feldhaus | 7-11 | 3-3 | 5 | 3 | 20 |
| John Pelphrey | 6-12 | 4-5 | 9 | 5 | 18 |
| Reggie Hanson | 10-16 | 1-4 | 7 | 5 | 22 |
| Sean Woods | 4-5 | 0-1 | 1 | 5 | 8 |
| Derrick Miller | 8-22 | 0-0 | 4 | 3 | 18 |
| Jeff Brassow | 2-4 | 1-2 | 1 | 3 | 5 |
| Richie Farmer | 2-4 | 4-4 | 1 | 2 | 9 |
| Michael Parks | 0-0 | 0-0 | 0 | 0 | 0 |
| Team | | | 3 | | |
| Totals | 39-74 | 13-19 | 31 | 26 | 100 |

| Tennessee | FG-FGA | FT-FTA | RB | PF | TP |
|---|---|---|---|---|---|
| Ronnie Reese | 8-11 | 2-2 | 7 | 4 | 18 |
| Steve Rivers | 1-5 | 3-4 | 4 | 3 | 5 |
| Ian Lockhart | 9-13 | 3-4 | 13 | 2 | 21 |
| Allan Houston | 5-15 | 8-10 | 5 | 0 | 20 |
| Greg Bell | 7-13 | 12-18 | 3 | 2 | 29 |
| Ron Taylor | 0-1 | 0-0 | 2 | 0 | 0 |
| Lang Wiseman | 1-3 | 0-0 | 6 | 3 | 2 |
| Michael Curry | 0-0 | 0-0 | 1 | 1 | 0 |
| Carlus Groves | 2-3 | 3-3 | 2 | 2 | 7 |
| Team | | | 3 | | |
| Totals | 33-64 | 31-41 | 46 | 17 | 102 |

Halftime: Tennessee 58, Kentucky 39. Three-point field goals: Kentucky 9-26 (Feldhaus 3-5, Pelphrey 2-4, Miller 2-10, Farmer 1-2, Hanson 1-4, Brassow 0-1); Tennessee 5-11 (Bell 3-6, Houston 2-3, Taylor 0-1, Wiseman 0-1). Officials: D. Hooker, D. Day, J. Pife. Attendance: 22,244.

## Kentucky 98, Auburn 95

**February 24, 1990**
**Lexington, Ky.**

| Auburn | FG-FGA | FT-FTA | RB | PF | TP |
|---|---|---|---|---|---|
| D. Dennison | 5-9 | 3-4 | 5 | 4 | 14 |
| Zane Arnold | 4-4 | 5-6 | 3 | 5 | 13 |
| Chris Brandt | 3-6 | 2-7 | 2 | 4 | 8 |
| Reggie Gallon | 4-10 | 4-4 | 5 | 4 | 12 |
| Ronnie Battle | 11-20 | 4-5 | 7 | 5 | 30 |
| John Caylor | 5-9 | 8-11 | 11 | 6 | 18 |
| Larry Patrick | 0-2 | 0-0 | 2 | 0 | 0 |
| C. Wrencher | 0-0 | 0-0 | 1 | 1 | 0 |
| Richard Smith | 0-2 | 0-0 | 2 | 0 | 0 |
| Team | | | 2 | | |
| Totals | 32-62 | 26-37 | 40 | 29 | 95 |

| Kentucky | FG-FGA | FT-FTA | RB | PF | TP |
|---|---|---|---|---|---|
| Deron Feldhaus | 7-10 | 4-6 | 9 | 5 | 18 |
| John Pelphrey | 5-11 | 6-6 | 5 | 5 | 16 |
| Reggie Hanson | 6-11 | 11-13 | 11 | 3 | 24 |
| Derrick Miller | 8-15 | 0-0 | 4 | 4 | 20 |
| Sean Woods | 2-9 | 1-4 | 2 | 4 | 5 |
| Jeff Brassow | 3-6 | 2-2 | 1 | 3 | 10 |
| Richie Farmer | 1-4 | 2-3 | 0 | 3 | 5 |
| Johnathon Davis | 0-0 | 0-0 | 0 | 1 | 0 |
| Junior Braddy | 0-0 | 0-0 | 1 | 0 | 0 |
| Michael Parks | 0-0 | 0-0 | 1 | 0 | 0 |
| Tony Cooper | 0-0 | 0-0 | 0 | 1 | 0 |

| | | | | | |
|---|---|---|---|---|---|
| Team | | | 1 | | |
| Totals | 32-66 | 26-34 | 35 | 29 | 98 |

Halftime: Auburn 47, Kentucky 46. Three-point field goals: Auburn 5-13 (Battle 4-8, Dennison 1-1, Caylor 0-1, Patrick 0-1, Gallon 0-2); Kentucky 8-20 (Miller 4-6, Brassow 2-4, Hanson 1-2, Farmer 1-3, Feldhaus 0-2, Pelphrey 0-3). Officials: J. Clougherty, A. Prescott, D. Ferguson. Attendance: 24,174



***Sophomore John Pelphrey was a key in Kentucky's 82-65 win over Alabama in Lexington. Pelphrey scored 16 points.***

## Ole Miss 88, Kentucky 74

**February 28, 1990**
**Oxford, Miss.**

| Kentucky | FG-FGA | FT-FTA | RB | PF | TP |
|---|---|---|---|---|---|
| Derrick Miller | 7-19 | 2-4 | 2 | 4 | 18 |
| Sean Woods | 1-4 | 0-0 | 2 | 4 | 2 |
| Deron Feldhaus | 1-5 | 4-4 | 4 | 3 | 6 |
| Jeff Brassow | 1-5 | 0-0 | 0 | 1 | 3 |
| Tony Cooper | 1-1 | 0-0 | 0 | 1 | 2 |
| Junior Braddy | 1-3 | 1-3 | 2 | 0 | 3 |
| Richie Farmer | 0-1 | 0-0 | 1 | 0 | 0 |
| Jonathon Davis | 0-0 | 0-0 | 0 | 0 | 0 |
| John Pelphrey | 4-11 | 6-6 | 7 | 3 | 15 |
| Reggie Hanson | 9-14 | 6-6 | 9 | 4 | 25 |
| Michael Parks | 0-1 | 0-0 | 0 | 0 | 0 |
| Team | | | 7 | | |
| Totals | 25-64 | 19-23 | 32 | 20 | 74 |

| Ole Miss | FG-FGA | FT-FTA | RB | PF | TP |
|---|---|---|---|---|---|
| David Midlick | 0-1 | 0-0 | 0 | 0 | 0 |
| Gerald Glass | 12-18 | 7-9 | 10 | 4 | 34 |
| John Matthews | 3-5 | 2-2 | 5 | 1 | 10 |
| Chuck Barnes | 0-0 | 0-0 | 0 | 0 | 0 |
| Sean Murphy | 2-4 | 1-1 | 5 | 1 | 5 |
| Tim Jumper | 4-10 | 5-5 | 2 | 3 | 13 |
| James Bailey | 0-1 | 0-0 | 1 | 0 | 0 |
| Joe Harvell | 6-12 | 4-6 | 7 | 5 | 17 |
| Greg Jones | 0-1 | 0-0 | 0 | 0 | 0 |
| Troy Garrett | 0-2 | 0-0 | 0 | 1 | 0 |
| Scott Verhine | 0-0 | 0-0 | 0 | 0 | 0 |
| Drew Tatum | 0-0 | 0-1 | 2 | 0 | 0 |
| Marc Wilson | 0-0 | 0-0 | 0 | 1 | 0 |
| Patrick Eddie | 4-7 | 1-2 | 5 | 3 | 9 |
| Team | | | 2 | | |
| Totals | 31-61 | 20-26 | 39 | 19 | 88 |

Halftime: Ole Miss 47, Kentucky 42. Three-point field goals: Kentucky 5-23 (Miller 2-7, Pelphrey 1-2, Brassow 1-4, Hanson 1-5, Farmer 0-1, Feldhaus 0-2, Braddy 0-2, ); Ole Miss 6-13 (Glass 3-5, Matthews 2-3, Harvell 1-2, Jumper 0-1, Garrett 0-2). Officials: D. Ferguson, L. Ware, F. Ourso. Attendance: 7,817

## Notre Dame 80, Kentucky 67

**March 5, 1990**
**Notre Dame, Ind.**

| Kentucky | FG-FGA | FT-FTA | RB | PF | TP |
|---|---|---|---|---|---|
| Deron Feldhaus | 3-5 | 3-4 | 4 | 4 | 9 |
| John Pelphrey | 4-7 | 0-0 | 3 | 5 | 8 |
| Reggie Hanson | 6-12 | 2-3 | 4 | 5 | 15 |
| Derrick Miller | 7-17 | 0-0 | 4 | 1 | 17 |
| Sean Woods | 5-12 | 2-2 | 3 | 3 | 12 |
| Jeff Brassow | 2-3 | 0-0 | 0 | 3 | 6 |
| Junior Braddy | 0-0 | 0-0 | 0 | 0 | 0 |
| Richie Farmer | 0-0 | 0-0 | 0 | 0 | 0 |
| Johnathon Davis | 0-0 | 0-0 | 0 | 0 | 0 |
| Team | | | 2 | | |
| Totals | 27-56 | 7-9 | 20 | 21 | 67 |

| Notre Dame | FG-FGA | FT-FTA | RB | PF | TP |
|---|---|---|---|---|---|
| LaPhonso Ellis | 5-10 | 2-5 | 14 | 3 | 12 |
| Kevin Ellery | 3-6 | 2-2 | 2 | 0 | 9 |
| Keith Robinson | 3-4 | 2-2 | 5 | 2 | 8 |
| Elmer Bennett | 6-8 | 8-8 | 0 | 1 | 22 |
| Daimon Sweet | 0-1 | 0-0 | 1 | 0 | 0 |
| Joe Fredrick | 9-14 | 1-2 | 2 | 4 | 23 |
| Tim Singleton | 0-0 | 0-1 | 1 | 1 | 0 |
| Tim Crawford | 0-0 | 0-0 | 0 | 0 | 0 |
| Monty Williams | 1-3 | 0-0 | 1 | 0 | 2 |
| Jamere Jackson | 0-2 | 0-0 | 1 | 0 | 0 |
| Scott Paddock | 2-2 | 0-2 | 4 | 0 | 4 |
| Team | | | 5 | | |
| Totals | 29-50 | 15-22 | 36 | 11 | 80 |

Halftime: Kentucky 37, Notre Dame 30. Three-point field goals: Kentucky 6-15 (Miller 3-8, Brassow 2-3, Hanson 1-2, Feldhaus 0-1, Pelphrey 0-1); Notre Dame 7-10 (Fredrick 4-6, Bennett 2-2, Ellery 1-2). Officials: John Clougherty, Danny Hooker, Gary Marcum. Attendance: 11,418



***Kentucky's 1989-90 squad huddles to plot its next maneuver.***

# FINAL SEC INDIVIDUAL STATISTICS

## SCORING - TOP 30

| PLAYER, TEAM | GMS | FG | 3P | FT | PTS | AVG |
|---|---|---|---|---|---|---|
| •Chris Jackson, LSU | 32 | 305 | 88 | 191 | 889 | 27.8 |
| •Gerald Glass, Ole Miss | 30 | 284 | 46 | 109 | 723 | 24.1 |
| •Alec Kessler, Georgia | 29 | 198 | 15 | 199 | 610 | 21.0 |
| Allan Houston, Tennessee | 30 | 203 | 83 | 120 | 609 | 20.3 |
| **•Derrick Miller, Kentucky** | **28** | **198** | **99** | **43** | **538** | **19.2** |
| Cameron Burns, Miss State | 30 | 207 | 0 | 133 | 547 | 18.2 |
| Litterial Green, Georgia | 28 | 160 | 49 | 121 | 490 | 17.5 |
| Ronnie Battle, Auburn | 31 | 202 | 64 | 59 | 527 | 17.0 |
| Greg Bell, Tennessee | 30 | 161 | 66 | 111 | 499 | 16.6 |
| **Reggie Hanson, Kentucky** | **28** | **165** | **35** | **94** | **459** | **16.4** |
| •Derrick Dennison, Auburn | 30 | 182 | 27 | 89 | 480 | 16.0 |
| Melvin Cheatum, Alabama | 35 | 215 | 0 | 118 | 548 | 15.7 |
| Scott Draud, Vanderbilt | 35 | 178 | 90 | 100 | 546 | 15.6 |
| **Deron Feldhaus, Kentucky** | **28** | **135** | **32** | **101** | **403** | **14.4** |
| Stanley Roberts, LSU | 32 | 200 | 0 | 51 | 451 | 14.1 |
| Shaqullle O'Neal, LSU | 32 | 180 | 0 | 85 | 445 | 13.9 |
| Joe Harvell, Ole Miss | 30 | 154 | 46 | 41 | 395 | 13.2 |
| Robert Horry, Alabama | 34 | 160 | 49 | 78 | 447 | 13.1 |
| •Ian Lockhart, Tennessee | 30 | 151 | 0 | 91 | 393 | 13.1 |
| Greg Carter, Miss State | 30 | 140 | 17 | 92 | 389 | 13.0 |
| **John Pelphrey, Kentucky** | **28** | **112** | **44** | **97** | **365** | **13.0** |
| Dwayne Davis, Florida | 28 | 139 | 0 | 66 | 344 | 12.3 |
| Maurice Williamson, LSU | 31 | 134 | 38 | 72 | 378 | 12.2 |
| •Derrick Wilcox, Vanderbilt | 35 | 119 | 56 | 118 | 412 | 11.8 |
| Tim Jumper, Ole Miss | 30 | 133 | 18 | 69 | 353 | 11.8 |
| Chris Brandt, Auburn | 31 | 122 | 0 | 120 | 364 | 11.7 |
| Tony Watts, Miss State | 30 | 125 | 44 | 58 | 352 | 11.7 |
| Marshall Wilson, Georgia | 29 | 115 | 18 | 92 | 340 | 11.7 |
| Renaldo Garcia, Florida | 28 | 115 | 42 | 53 | 325 | 11.6 |
| Doug Hartsfield, Miss State | 30 | 104 | 42 | 94 | 344 | 11.5 |

## REBOUNDING - TOP 20

| PLAYER, TEAM | GMS | NO | AVG |
|---|---|---|---|
| Shaqullle O'Neal, LSU | 32 | 385 | 12.0 |
| •Ian Lockhart, Tennessee | 30 | 327 | 10.9 |
| •Alec Kessler, Georgia | 29 | 300 | 10.3 |
| Stanley Roberts, LSU | 32 | 315 | 9.8 |
| Dwayne Davis, Florida | 28 | 239 | 8.5 |
| •Gerald Glass, Ole Miss | 30 | 229 | 7.6 |
| Cameron Burns, Miss State | 30 | 219 | 7.3 |
| **Reggie Hanson, Kentucky** | **28** | **200** | **7.1** |
| Greg Carter, Miss State | 30 | 204 | 6.8 |
| John Caylor, Auburn | 28 | 189 | 6.8 |
| Melvin Cheatum, Alabama | 35 | 235 | 6.7 |
| Todd Merritt, Miss State | 30 | 201 | 6.7 |
| **Deron Feldhaus, Kentucky** | **28** | **187** | **6.7** |
| Chris Brandt, Auburn | 31 | 200 | 6.5 |
| Zane Arnold, Auburn | 31 | 200 | 6.5 |
| Robert Horry, Alabama | 34 | 212 | 6.2 |
| •David Benoit, Alabama | 35 | 212 | 6.1 |
| Sean Murphy, Ole Miss | 30 | 180 | 6.0 |
| Neville Austin, Georgia | 29 | 175 | 6.0 |
| Partrick Eddie, Ole Miss | 24 | 145 | 6.0 |

## FIELD GOAL PERCENTAGE - TOP 15 (Min. 5 Per Game)

| PLAYER, TEAM | GMS | FGM | FGA | PCT |
|---|---|---|---|---|
| Cameron Burns, Miss State | 30 | 207 | 347 | 59.7 |
| Stanley Roberts, LSU | 32 | 200 | 347 | 57.6 |
| Shaqullle O'Neal, LSU | 32 | 180 | 314 | 57.3 |
| •Ian Lockhart, Tennessee | 30 | 151 | 287 | 52.6 |
| Melvin Cheatum, Alabama | 35 | 215 | 415 | 51.8 |
| **Reggie Hanson, Kentucky** | **28** | **165** | **332** | **49.7** |
| •Alec Kessler, Georgia | 29 | 198 | 403 | 49.1 |
| •Gerald Glass, Ole Miss | 30 | 284 | 580 | 49.0 |
| Ronnie Battle, Auburn | 31 | 202 | 416 | 48.6 |
| Joe Harvell, Ole Miss | 30 | 154 | 330 | 46.7 |
| Derrick Dennison, Auburn | 30 | 182 | 392 | 46.4 |
| •Chris Jackson, LSU | 32 | 305 | 662 | 46.1 |
| Greg Bell, Tennessee | 30 | 161 | 368 | 43.8 |
| Allan Houston, Tennessee | 30 | 203 | 465 | 43.7 |
| Scott Draud, Vanderbilt | 35 | 178 | 415 | 42.9 |

## THREE-POINT GOAL PERCENTAGE - TOP 10 (Min. 15 Per Game)

| PLAYER, TEAM | GMS | 3PM | 3PA | PCT |
|---|---|---|---|---|
| •Derrick Wilcox, Vanderbilt | 35 | 56 | 120 | 46.7 |
| Joe Harvell, Ole Miss | 30 | 46 | 102 | 45.1 |
| Scott Draud, Vanderbilt | 35 | 90 | 208 | 43.3 |
| Allan Houston, Tennessee | 30 | 83 | 192 | 43.2 |
| Greg Bell, Tennessee | 30 | 66 | 153 | 43.1 |
| Ronnie Battle, Auburn | 31 | 64 | 164 | 39.0 |
| Litterial Green, Georgia | 28 | 49 | 128 | 38.3 |
| •Gerald Glass, Ole Miss | 30 | 46 | 122 | 37.7 |
| **John Pelphrey, Kentucky** | **28** | **44** | **120** | **36.7** |
| Renaldo Garcia, Florida | 28 | 42 | 116 | 36.2 |

## THREE-POINT GOALS PER GAME - TOP 10

| PLAYER, TEAM | GMS | 3PM | 3PA | AVG |
|---|---|---|---|---|
| **•Derrick Miller, Kentucky** | **28** | **99** | **289** | **3.5** |
| •Chris Jackson, LSU | 32 | 88 | 245 | 2.8 |
| Allan Houston, Tennessee | 30 | 83 | 192 | 2.8 |
| Scott Draud, Vanderbilt | 35 | 90 | 208 | 2.6 |
| Greg Bell, Tennessee | 30 | 66 | 153 | 2.2 |
| Ronnie Battle, Auburn | 31 | 64 | 164 | 2.1 |
| Litterial Green, Georgia | 28 | 49 | 128 | 1.8 |
| •Derrick Wilcox, Vanderbilt | 35 | 56 | 120 | 1.6 |
| **John Pelphrey, Kentucky** | **28** | **44** | **120** | **1.6** |
| Joe Harvell, Ole Miss | 30 | 46 | 102 | 1.5 |
| •Gerald Glass, Ole Miss | 30 | 46 | 122 | 1.5 |
| Renaldo Garcia, Florida | 28 | 42 | 116 | 1.5 |

## FREE THROW PERCENTAGE - TOP 15 (Min. 2.5 Per Game)

| PLAYER, TEAM | GMS | FTM | FTA | PCT |
|---|---|---|---|---|
| •Chris Jackson, LSU | 32 | 191 | 210 | 91.0 |
| Scott Draud, Vanderbilt | 35 | 100 | 115 | 87.0 |
| Greg Carter, Miss State | 30 | 92 | 111 | 82.9 |
| •Derrick Wilcox, Vanderbilt | 35 | 118 | 144 | 81.9 |
| Steve Grant, Vanderbilt | 35 | 94 | 115 | 81.7 |
| Allan Houston, Tennessee | 30 | 120 | 149 | 80.5 |
| Doug Hartsfield, Miss State | 30 | 94 | 117 | 80.3 |
| Marshall Wilson, Georgia | 29 | 92 | 116 | 79.3 |
| Reggie Gallon, Auburn | 31 | 99 | 128 | 77.3 |
| Morgan Wheat, Vanderbilt | 31 | 81 | 106 | 76.4 |
| Derrick Dennison, Auburn | 30 | 89 | 117 | 76.1 |
| •Alec Kessler, Georgia | 29 | 199 | 263 | 75.7 |
| **Deron Feldhaus, Kentucky** | **28** | **101** | **134** | **75.4** |
| Melvin Cheatum, Alabama | 35 | 118 | 157 | 75.2 |
| **John Pelphrey, Kentucky** | **28** | **97** | **29** | **75.2** |

## ASSISTS - TOP 10

| PLAYER, TEAM | GMS | NO | AVG |
|---|---|---|---|
| **Sean Woods, Kentucky** | **28** | **164** | **5.9** |
| Doug Hartsfield, Miss State | 30 | 158 | 5.3 |
| Gary Waites, Alabama | 35 | 168 | 4.8 |
| •James Sanders, Alabama | 34 | 159 | 4.7 |
| Derrick Wilcox, Vanderbilt | 35 | 158 | 4.5 |
| Rod Cole, Georgia | 29 | 124 | 4.3 |
| Litterial Green, Georgia | 28 | 120 | 4.3 |
| Allan Houston, Tennessee | 30 | 127 | 4.2 |
| •Gerald Glass, Ole Miss | 30 | 121 | 4.0 |
| Maurice Williamson, LSU | 31 | 119 | 3.8 |
| Reggie Gallon, Auburn | 31 | 119 | 3.8 |

## BLOCKS-TOP 10

| PLAYER TEAM | GMS | NO | AVG |
|---|---|---|---|
| Shaqulile O'Neal, LSU | 32 | 115 | 3.6 |
| Stanley Roberts, LSU | 32 | 60 | 1.9 |
| Sean Murphy, Ole Miss | 30 | 47 | 1.6 |
| Dwayne Davis, Florida | 28 | 45 | 1.6 |
| Robert Horry, Alabama | 34 | 51 | 1.5 |
| **Reggie Hanson, Kentucky** | **28** | **40** | **1.4** |
| Partrick Eddie, Ole Miss | 24 | 31 | 1.3 |
| Neville Austin, Georgia | 29 | 35 | 1.2 |
| •Gerald Glass, Ole Miss | 30 | 30 | 1.0 |
| •Keith Askins, Alabama | 35 | 23 | 0.7 |
| Zane Arnold, Auburn | 31 | 21 | 0.7 |
| •Ian Lockhart, Tennessee | 30 | 20 | 0.7 |
| Greg Carter, Miss State | 30 | 22 | 0.7 |
| **John Pelphrey, Kentucky** | **28** | **20** | **0.7** |

## STEALS-TOP 10

| PLAYER, TEAM | GMS | NO | AVG |
|---|---|---|---|
| •Gerald Glass, Ole Miss | 30 | 70 | 2.3 |
| **Reggie Hanson, Kentucky** | **28** | **61** | **2.2** |
| **John Pelphrey, Kentucky** | **28** | **61** | **2.2** |
| •Ian Lockhart, Tennessee | 30 | 64 | 2.1 |
| •Derrick Dennison, Auburn | 30 | 64 | 2.1 |
| Reggie Gallon, Auburn | 31 | 58 | 1.9 |
| Maurice Williamson, LSU | 31 | 55 | 1.8 |
| Rod Cole, Georgia | 29 | 50 | 1.7 |
| **Sean Woods, Kentucky** | **28** | **48** | **1.7** |
| Robert Horry, Alabama | 34 | 53 | 1.6 |
| •Chris Jackson, LSU | 32 | 52 | 1.6 |
| Tony Watts, Miss State | 30 | 49 | 1.6 |
| Dwayne Davis, Florida | 28 | 44 | 1.6 |

• Senior or not returning for 1990-91 season

# FINAL SEC TEAM STATISTICS

## SCORING

| SCHOOL | GMS | PTS | AVG |
|---|---|---|---|
| LSU | 32 | 2921 | 91.3 |
| **Kentucky** | **28** | **2487** | **88.8** |
| Georgia | 29 | 2399 | 82.7 |
| Tennessee | 30 | 2457 | 81.9 |
| Vanderbilt | 35 | 2742 | 78.3 |
| Auburn | 31 | 2410 | 77.7 |
| Miss State | 30 | 2318 | 77.3 |
| Ole Miss | 30 | 2283 | 76.1 |
| Alabama | 35 | 2508 | 71.7 |
| Florida | 28 | 1898 | 67.8 |

## SCORING DEFENSE

| SCHOOL | GMS | PTS | AVG |
|---|---|---|---|
| Alabama | 35 | 2151 | 61.5 |
| Florida | 28 | 2029 | 72.5 |
| Miss State | 30 | 2243 | 74.8 |
| Georgia | 29 | 2216 | 76.4 |
| Vanderbilt | 35 | 2729 | 78.0 |
| Ole Miss | 30 | 2358 | 78.6 |
| Auburn | 31 | 2475 | 79.8 |
| LSU | 32 | 2620 | 81.9 |
| Tennessee | 30 | 2491 | 83.0 |
| **Kentucky** | **28** | **2461** | **87.9** |

## REBOUNDS

| SCHOOL | GMS | RBS | AVG |
|---|---|---|---|
| LSU | 32 | 1467 | 45.8 |
| Tennessee | 30 | 1171 | 39.0 |
| Georgia | 29 | 1119 | 38.6 |
| Alabama | 35 | 1338 | 38.1 |
| Auburn | 31 | 1171 | 37.8 |
| Miss State | 30 | 1122 | 37.4 |
| Ole Miss | 30 | 1102 | 36.7 |
| **Kentucky** | **28** | **994** | **35.5** |
| Vanderbilt | 35 | 1225 | 35.0 |
| Florida | 28 | 938 | 33.5 |

## OPPONENTS' REBOUNDS

| SCHOOL | GMS | RBS | AVG |
|---|---|---|---|
| Alabama | 35 | 1132 | 32.3 |
| Vanderbilt | 35 | 1181 | 33.7 |
| Florida | 28 | 963 | 34.4 |
| Miss State | 30 | 1064 | 35.5 |
| Georgia | 29 | 1053 | 36.3 |
| Auburn | 31 | 1148 | 37.0 |
| LSU | 32 | 1220 | 38.1 |
| Tennessee | 30 | 1159 | 38.6 |
| Ole Miss | 30 | 1185 | 39.5 |
| **Kentucky** | **28** | **1202** | **42.9** |

## FIELD GOAL PERCENTAGE

| SCHOOL | FGM | FGA | PCT |
|---|---|---|---|
| LSU | 1116 | 2194 | 50.9 |
| Georgia | 803 | 1694 | 47.4 |
| Miss State | 825 | 1756 | 47.0 |
| Vanderbilt | 893 | 1911 | 46.7 |
| Florida | 735 | 1574 | 46.7 |
| Alabama | 924 | 1979 | 46.7 |
| Auburn | 865 | 1863 | 46.4 |
| Tennessee | 892 | 1943 | 45.9 |
| Ole Miss | 876 | 1937 | 45.2 |
| **Kentucky** | **868** | **1977** | **43.9** |

## OPPONENTS' FIELD GOAL PERCENTAGE

| SCHOOL | FGM | FGA | PCT |
|---|---|---|---|
| Alabama | 784 | 1952 | 40.2 |
| LSU | 901 | 2221 | 40.6 |
| Ole Miss | 804 | 1830 | 43.9 |
| Miss State | 809 | 1794 | 45.1 |
| Georgia | 821 | 1809 | 45.4 |
| Florida | 727 | 1587 | 45.8 |
| Vanderbilt | 1034 | 2181 | 47.4 |
| Auburn | 900 | 1889 | 47.6 |
| Tennessee | 910 | 1909 | 47.7 |
| **Kentucky** | **868** | **1763** | **49.2** |

## THREE-POINT FIELD GOAL PERCENTAGE

| SCHOOL | 3PM | 3PA | PCT |
|---|---|---|---|
| Georgia | 165 | 397 | 41.6 |
| Ole Miss | 168 | 423 | 39.7 |
| Vanderbilt | 218 | 553 | 39.4 |
| Tennessee | 198 | 507 | 39.1 |
| Auburn | 139 | 383 | 36.3 |
| LSU | 153 | 425 | 36.0 |
| Alabama | 163 | 460 | 35.4 |
| Miss State | 147 | 419 | 35.1 |
| **Kentucky** | **281** | **810** | **34.7** |
| Florida | 115 | 337 | 34.1 |

## OPPONENTS' THREE-POINT FG PERCENTAGE

| SCHOOL | 3PM | 3PA | PCT |
|---|---|---|---|
| Georgia | 140 | 430 | 32.6 |
| Alabama | 177 | 534 | 33.1 |
| LSU | 257 | 734 | 35.0 |
| Florida | 106 | 291 | 36.4 |
| Auburn | 150 | 402 | 37.3 |
| **Kentucky** | **167** | **436** | **38.3** |
| Miss State | 150 | 390 | 38.5 |
| Ole Miss | 162 | 421 | 38.5 |
| Vanderbilt | 217 | 546 | 39.7 |
| Tennessee | 183 | 460 | 39.8 |

## THREE-POINT FIELD GOALS PER GAME

| SCHOOL | GMS | 3PM | AVG |
|---|---|---|---|
| **Kentucky** | **28** | **281** | **10.0** |
| Tennessee | 30 | 198 | 6.6 |
| Vanderbilt | 35 | 218 | 6.2 |
| Georgia | 29 | 165 | 5.7 |
| Ole Miss | 30 | 168 | 5.6 |
| Miss State | 30 | 147 | 4.9 |
| LSU | 32 | 153 | 4.8 |
| Alabama | 35 | 163 | 4.7 |
| Auburn | 31 | 139 | 4.5 |
| Florida | 28 | 115 | 4.1 |

## FREE THROW PERCENTAGE

| SCHOOL | FTM | FTA | PCT |
|---|---|---|---|
| Vanderbilt | 738 | 951 | 77.6 |
| **Kentucky** | **470** | **644** | **73.0** |
| Georgia | 628 | 875 | 71.8 |
| Miss State | 521 | 727 | 71.7 |
| Alabama | 497 | 698 | 71.2 |
| Ole Miss | 363 | 512 | 70.9 |
| Auburn | 541 | 776 | 69.7 |
| Tennessee | 475 | 711 | 66.8 |
| LSU | 536 | 804 | 66.7 |
| Florida | 313 | 494 | 63.4 |

## OPPONENTS' FREE THROW PERCENTAGE

| SCHOOL | FTM | FTA | PCT |
|---|---|---|---|
| Auburn | 525 | 782 | 67.1 |
| Alabama | 406 | 601 | 67.6 |
| Georgia | 434 | 636 | 68.2 |
| Tennessee | 488 | 702 | 69.5 |
| LSU | 561 | 800 | 70.1 |
| Miss State | 475 | 677 | 70.2 |
| Vanderbilt | 444 | 624 | 71.2 |
| **Kentucky** | **558** | **781** | **71.4** |
| Ole Miss | 588 | 822 | 71.5 |
| Florida | 469 | 646 | 72.6 |

## BLOCKS

| SCHOOL | GMS | NO | AVG |
|---|---|---|---|
| LSU | 32 | 225 | 7.0 |
| Ole Miss | 30 | 136 | 4.5 |
| Alabama | 35 | 147 | 4.2 |
| Florida | 28 | 111 | 4.0 |
| **Kentucky** | **28** | **101** | **3.6** |
| Georgia | 29 | 87 | 3.0 |
| Miss State | 30 | 86 | 2.9 |
| Tennessee | 30 | 73 | 2.4 |
| Auburn | 31 | 74 | 2.4 |
| Vanderbilt | 35 | 49 | 1.4 |

## STEALS

| SCHOOL | GMS | NO | AVG |
|---|---|---|---|
| **Kentucky** | **28** | **307** | **11.8** |
| Florida | 28 | 233 | 8.3 |
| Auburn | 31 | 258 | 8.3 |
| LSU | 32 | 256 | 8.0 |
| Georgia | 29 | 223 | 7.7 |
| Ole Miss | 30 | 229 | 7.6 |
| Tennessee | 30 | 226 | 7.5 |
| Miss State | 30 | 195 | 6.5 |
| Vanderbilt | 35 | 20S | 5.9 |
| Alabama | 35 | 198 | 5.7 |

## TURNOVER MARGIN

| SCHOOL | CAUSED | TOS | MARGIN |
|---|---|---|---|
| **Kentucky** | **593** | **403** | **6.8** |
| Ole Miss | 475 | 452 | 0.8 |
| Alabama | 503 | 508 | -0.1 |
| Tennessee | 476 | 490 | -0.5 |
| Georgia | 421 | 436 | -0.5 |
| Miss State | 420 | 440 | -0.7 |
| Auburn | 496 | 525 | -0.9 |
| LSU | 471 | 514 | -1.3 |
| Vanderbilt | 498 | 567 | -2.0 |
| Florida | 380 | 459 | -2.8 |

## REBOUND MARGIN

| SCHOOL | GMS | REB | OPP | AVG |
|---|---|---|---|---|
| LSU | 32 | 45.8 | 38.1 | 7.7 |
| UA | 35 | 38.1 | 32.3 | 5.7 |
| UG | 29 | 38.6 | 36.3 | 2.3 |
| MSU | 30 | 37.4 | 35.5 | 1.9 |
| W | 3S | 35.0 | 33.7 | 1.3 |
| AU | 31 | 37.8 | 37.0 | 0.7 |
| UT | 30 | 39.0 | 38.6 | 0.4 |
| UF | 28 | 33.5 | 34.4 | -0.9 |
| UM | 30 | 36.7 | 39.5 | -2.8 |
| **UK** | **28** | **35.5** | **42.9** | **-7.4** |

## SCORING MARGIN

| SCHOOL | AVG |
|---|---|
| Alabama | 10.2 |
| LSU | 9.4 |
| Georgia | 6.3 |
| Miss State | 2.5 |
| **Kentucky** | **0.9** |
| Vanderbilt | 0.4 |
| Tennessee | -1.1 |
| Auburn | -2.1 |
| Ole Miss | -2.5 |
| Florida | -4.7 |

## FG% DIFFERENTIAL

| SCHOOL | AVG |
|---|---|
| LSU | 10.3 |
| Alabama | 6.5 |
| Georgia | 2.0 |
| Miss State | 1.9 |
| Ole Miss | 1.3 |
| Florida | 0.9 |
| Vanderbilt | -0.7 |
| Auburn | -1.2 |
| Tennessee | -1.8 |
| **Kentucky** | **-5.3** |

# 1990-91 OPPONENTS



SEAN
WOODS

# OPPONENT SPORTS INFORMATION OFFICES

**ALABAMA**

Basketball SID: Barry Allen
Office Phone: (205) 348-6084
Home Phone: (205) 752-1560
FAX: (205) 348-8841
Mailing Address: P. O. Box 870391
Tuscaloosa, AL 35487-0391

**AUBURN**

Basketball SID: John Lewandowski
Office Phone: (205) 844-9701
Home Phone: (205) 826-7396
FAX: (205) 844-9807
Mailing Address: P. O. Box 351
Auburn, AL 36831-0351

**CINCINNATI**

Basketball SID: Tom Hathaway
Office Phone: (513) 556-5191
Home Phone: (513) 385-2728
FAX: (513) 556-0619
Mailing Address: 309 Laurence Hall
Cincinnati, OH 45221-0021

**EASTERN KENTUCKY**

Basketball SID: Karl Park
Office Phone: (606) 622-1253
Home Phone: (606) 624-1291
FAX: (606) 622-1230
Mailing Address: Begley Building,
Room 205 Richmond, KY 40475

**FLORIDA**

Basketball SID: Joel Glass
Office Phone: (904) 375-4683 ext. 6102
Home Phone: (904) 331-2631
FAX: (904) 375-4809
Mailing Address: P. O. Box 14485
Gainesville, FL 32604-2485

**GEORGIA**

Basketball SID: Norm Reilly
Office Phone: (404) 542-1621
Home Phone: (404) 546-6811
FAX: (404) 542-7993
Mailing Address: P. O. Box 1472
Athens, GA 30613

**INDIANA**

Basketball SID: Brian Teter
Office Phone: (812) 855-2421
Home Phone: (812) 331-7872
FAX: (812) 855-9401
Mailing Address: Assembly Hall
Bloomington, IN 47405

**KANSAS**

Basketball SID: Dean Buchan
Office Phone: (913) 864-3417
Home Phone: (913) 841-7046
FAX: (913) 864-7944
Mailing Address: 202 Allen Fieldhouse
Lawrence, KS 66045

**LSU**

Basketball SID: Kent Lowe
Office Phone: (504) 388-8226
Home Phone: (504) 292-9405
FAX: (504) 388-1861
Mailing Address: P. O. Box 25095
Baton Rouge, LA 70894

**LOUISVILLE**

Basketball SID: Kenny Klein
Office Phone: (502) 588-6581
Home Phone: (502) 636-3555
FAX: (502) 588-7401
Mailing Address: SID Office, U of L
Louisville, KY 40292

**OLE MISS**

Basketball SID: Scott McKinney
Office Phone: (601) 232-7522
Home Phone: (601) 234-9233
FAX: (601) 232-7006
Mailing Address: P. O. Box 217
University, MS 38677

**MISSISSIPPI STATE**

Basketball SID: David Rosinski
Office Phone: (601) 325-2703
Home Phone: (601) 324-0497
FAX: (601) 325-2563
Mailing Address: P. O. Drawer 5308
Mississippi State, MS 39762

**NORTH CAROLINA**

Basketball SID: Rick Brewer
Office Phone: (919) 962-2123
Home Phone: (919) 929-2721
FAX: (919) 962-0612
Mailing Address: P. O. Box 2126
Chapel Hill, NC 27514

**NOTRE DAME**

Basketball SID: Jim Daves
Office Phone: (219) 239-7516
Home Phone: (219) 233-8515
FAX: (219) 239-7941
Mailing Address: Athletic & Conv. Ctr.
South Bend, IN 46556

**PENNSYLVANIA**

Basketball SID: Brett Hoover
Office Phone: (215) 898-6128
Home Phone: (215) 534-7994
FAX: (215) 898-1747
Mailing Address: 235 S. 33rd Street
Philadelphia, PA 19104

**TENNESSEE**

Basketball SID: David Grim
Office Phone: (615) 974-1212
Home Phone: (615) 584-7018
FAX: (615) 974-1269
Mailing Address: P. O. Box 15016
Knoxville, TN 37901

**U.T. CHATTANOOGA**

Basketball SID: Neil Magnussen
Office Phone: (615) 755-4618
Home Phone: (615) 875-6300
FAX: (615) 755-4610
Mailing Address: 615 McCallie Ave.
Chattanooga, TN 37403-2598

**VANDERBILT**

Basketball SID: Tony Neely
Office Phone: (615) 322-4121
Home Phone: (615) 391-5894
FAX: (615) 343-7064
Mailing Address: P. O. Box 120158
Nashville, TN 37212

**WESTERN KENTUCKY**

Basketball SID: Paul Just
Office Phone: (502) 745-4295
Home Phone: (502) 781-4852
FAX: (502) 745-5387
Mailing Address: WKU Univ. Relations
Bowling Green, KY 42101

**SEC**

Basketball Contact: Charles Woodroof
Office Phone: (205) 985-3690
Home Phone: (205) 995-9579
FAX: (205) 985-3685
Mailing Address: 3000 Galleria Tower
Birmingham, AL 35244

# ALABAMA

## GENERAL INFORMATION

■ Location: Tuscaloosa, Ala. ■ Enrollment: 19,000
■ Founded: 1831 ■ President: Dr. Roger Sayers
■ Conference: Southeastern ■ Nickname: Crimson Tide
■ Colors: Crimson and White
■ Arena (Capacity): Coleman Coliseum (15,043)
■ Athletics Director: Cecil "Hootie" Ingram
■ Office Phone: (205) 348-3600

JANUARY **26** TUSCALOOSA

FEBRUARY **26** LEXINGTON

## COACHING STAFF

Head Coach (Alma Mater, Year): Wimp Sanderson (Florence St. '59)
Record at Bama (Years): 218-100 (10)
Overall Record (Years): 218-100 (10)
Assistant Coaches (Alma Maters, Years): Kevin Gray (Tennessee-Chatt. '76), David Hobbs (VCU '71), Gregg Polinsky (Northern Arizona '80), Lane Odom (High Point College '89)



*WIMP SANDERSON*

## SERIES INFORMATION

Series Record: 80-29
Last Game: 1990 -- UA 83, UK 58
Series Record in Tuscaloosa: 23-17
Coach Sanderson's Record vs. Kentucky: 10-15
First Meeting: 1923
Series Record in Lexington: 43-7
Series Record at Neutral Sites:14-5

## MEDIA INFORMATION

Sports Information Director: Larry White
Office Phone: (205) 348-6084
Home Phone: (205) 333-1640
SID Mailing Address:
P.O. Box 870391
Tuscaloosa, Ala. 35487-0391
Basketball Office Phone: (205)348-4551
Best Time to Reach Coach Sanderson: Mornings
Basketball Contact: Barry Allen
Office Phone: (205) 348-6084
Home Phone: (205) 752-1560
Press Row Phone: (205) 348-6084
Fax Number: (205) 348-8841



*MELVIN CHEATUM*

## OUTLOOK INFORMATION

1989-90 Record: 26-9
Conference Record (Finish): 12-6 (T-2nd)
1989-90 Postseason Play: NCAA 2-1

| Starters Lost--Name | Pos. | Ht. | Wt. | PPG | RPG |
|---|---|---|---|---|---|
| David Benoit | C | 6-8 | 220 | 10.5 | 6.1 |
| James Sanders | G | 6-2 | 180 | 8.1 | --- |
| **Starters Returning--Name** | **Pos.** | **Ht.** | **Wt.** | **PPG** | **RPG** |
| Melvin Cheatum | F/C | 6-8 | 200 | 15.7 | 6.7 |
| Robert Horry | F | 6-9 | 220 | 13.1 | 6.2 |
| Gary Waites | G | 6-2 | 180 | 4.7 | --- |
| **Top Newcomers--Name** | **Pos.** | **Ht.** | **Wt.** | **PPG** | **RPG** |
| Greg Glass | F/G | 6-7 | 180 | 23.1 | 9.8 |
| Cedric Moore | C | 6-9 | 185 | 25.7 | 17.5 |
| Latrell Sprewell | G/F | 6-5 | 185 | 26.6 | 9.2 |

## 1990-91 ROSTER

| NO | NAME | POS | HT | WT | CL | HOMETOWN/HIGH SCHOOL |
|---|---|---|---|---|---|---|
| 4 | Kenneth Rice | G | 6-4 | 190 | So. | Decatur, Ala./Austin |
| 11 | Ernest Brown | G | 6-1 | 170 | Sr. | Birmingham, Ala./Jackson-Olin |
| 12 | Gary Waites | G | 6-2 | 180 | Sr. | Decatur, Ga./Towers |
| 13 | Philip Pearson | G | 6-2 | 170 | Fr. | Montgomery, Ala./Sidney Lanier |
| 20 | Marcus Jones | G | 6-3 | 175 | So. | Memphis, Tenn./Westwood |
| 21 | Bryant Lancaster | G | 6-3 | 180 | Sr. | Fairfax, Ala./Valley |
| 22 | Dean Wilson | G | 6-0 | 170 | So. | Lawrenceburg, Ind./Lawrenceburg |
| 23 | Darby Rich | G | 6-4 | 190 | Jr. | Greer, S.C/Riverside |
| 25 | Robert Horry | F | 6-9 | 200 | Jr. | Andalusia, Ala./Andalusia |
| 31 | James Robinson | G | 6-2 | 180 | Fr. | Jackson, Miss./Murrah |
| 32 | Marcus Campbell | F/C | 6-7 | 200 | Sr. | Livingston, Ala./Livingston |
| 34 | Anthony Lawrence | F | 6-8 | 200 | So. | St. Petersburg, Fla./Lakewood |
| 44 | Melvin Cheatum | F/C | 6-8 | 200 | Sr. | Winnsboro, La./Winnsboro |
| 54 | Marcus Webb | F/C | 6-8 | 262 | Jr. | Montgomery/Sidney Lanier |
| 30 | Greg Glass | F/G | 6-7 | 180 | Fr. | Elkton, Ky./Todd Central |
| 51 | Cedric Moore | F/C | 6-9 | 185 | Fr. | Birmingham, Ala./Woodlawn |
| 42 | Latrell Sprewell | G/F | 6-5 | 185 | Fr. | Milwaukee, Wis./Three Rivers JC |

### 1989-90 RESULTS

Western Kentucky, 79-72
Eastern Michigan, 64-61
Clemson, 57-48
NORTH CAROLINA, 101-93
Va. Tech, 75-76
Eastern Kentucky, 71-52
AUGUSTA, 94-67
BAPTIST, 63-62
Wake Forest, 65-67
Iona, 78-39
Santa Clara, 64-48
VANDERBILT, 67-68
Ole Miss, 66-48
GEORGIA, 79-62
Mississippi State, 62-57
Kentucky, 65-82 LSU, 70-55
Tennessee, 70-78
AUBURN, 78-59
FLORIDA, 57-44
Vanderbilt, 65-56
OLE MISS, 74-64
Georgia, 64-75
MISSISSIPPI STATE, 74-86
KENTUCKY, 83-58
Louisiana State, 69-75
TENNESSEE, 87-73
Auburn, 80-65
Florida, 63-54
Mississippi State, 59-44
Auburn, 87-71
Ole Miss, 70-51
Colorado State, 71-54
Arizona, 77-55
Loyola-Marymount, 60-62

### 1990-91 SCHEDULE

| | |
|---|---|
| 11/24 | DELAWARE |
| 11/27 | WAKE FOREST |
| 11/30 | Southern Mississippi |
| 12/4 | at Wichita State |
| 12/15 | at North Carolina |
| 12/18 | VIRGINIA MILITARY INSTIT. |
| 12/21 | at Tennessee-Chattanooga |
| 12/28-29 | Pensacola Tournament |
| 12/28 | Towson State |
| 12/29 | N. Carolina-Charlotte or Navy |
| 1/3 | at Auburn |
| 1/5 | at Vanderbilt |
| 1/9 | Florida |
| 1/12 | at Mississippi |
| 1/15 | LSU |
| 1/19 | GEORGIA |
| 1/23 | at Mississippi State |
| 1/26 | KENTUCKY |
| 1/30 | at Tennessee |
| 2/2 | Auburn |
| 2/6 | MISSISSIPPI |
| 2/9 | at Florida |
| 2/13 | VANDERBILT |
| 2/17 | at LSU |
| 2/20 | at Georgia |
| 2/23 | MISSISSIPPI STATE |
| 2/26 | at Kentucky |
| 3/2 | TENNESSEE |
| 3/7-10 | at SEC Tournament |

JANUARY **29** AUBURN

MARCH **2** LEXINGTON

# AUBURN

## GENERAL INFORMATION

■ Location: Auburn, Ala. ■ Enrollment: 21,701 ■ Founded: 1856
■ President: Dr. James E. Martin ■ Conference: Southeastern
■ Nickname: Tigers
■ Colors: Burnt Orange and Navy Blue
■ Arena (Capacity): Joel Eaves Memorial Coliseum (12,500)
■ Athletics Director: Pat Dye
■ Office Phone: (205) 844-4750

### 1989-90 RESULTS

Michigan State, 79-72
Connecticut, 81-95
Alaska-Anchorage, 94-109
ALABAMA-BIRMINGHAM, 65-75
Florida State, 78-82
Duquesne, 79-74
ALABAMA STATE, 98-79
Tennessee Tech, 70-72
Navy, 75-61
Southern Miss, 73-84
Tennessee, 70-72
LOUISIANA STATE, 70-77
MISSISSIPPI STATE, 93-71
Florida, 62-84
Ole Miss, 72-80
VANDERBILT, 82-79
KENTUCKY, 74-70
Alabama, 59-78
Georgia, 75-88
TENNESSEE, 89-83
Georgia State, 79-66
Louisiana State, 71-82
Mississippi State, 77-74
FLORIDA, 75-55
OLE MISS, 95-84
Vanderbilt, 87-74
Kentucky, 95-98
ALABAMA, 65-80
GEORGIA, 79-94
Louisiana State, 78-76
Alabama, 71-87

### 1990-91 SCHEDULE

| | |
|---|---|
| 11/24 | TEXAS SOUTHERN |
| 11/26 | GEORGIA STATE |
| 11/30 | at Alabama-Birmingham |
| 12/8 | OHIO |
| 12/13 | at Duquesne |
| 12/15 | FLORIDA STATE |
| 12/17 | TEXAS A&M |
| 12/27-28 | at USF&G Sugar Bowl Tournament (Georgia Tech, Villanova, Tulane) |
| 1/2 | ALABAMA |
| 1/5 | at Florida |
| 1/9 | at Ole Miss |
| 1/12 | LSU |
| 1/16 | VANDERBILT |
| 1/19 | at Tennessee |
| 1/23 | at Georgia |
| 1/26 | MISSISSIPPI STATE |
| 1/30 | KENTUCKY |
| 2/2 | at Alabama |
| 2/6 | FLORIDA |
| 2/9 | OLE MISS |
| 2/13 | at LSU |
| 2/16 | at Vanderbilt |
| 2/20 | TENNESSEE |
| 2/23 | GEORGIA |
| 2/27 | Mississippi State |
| 3/2 | Kentucky |

## COACHING STAFF

Head Coach (Alma Mater, Year): Tommy Joe Eagles (Louisiana Tech '71)
Record at Auburn (Years): 13-18 (1)
Overall Record (Years): 100-58 (5)
Assistant Coaches (Alma Maters, Years): Barry Canterbury (Louisiana Tech '71), Greg Haddox (Centenary '82), Ralph Radford (Livingston '78)

## SERIES INFORMATION

Series Record: 60-16
Last Game: 1990 -- UK 98, AU 95
Series Record in Auburn: 17-12
Coach Eagles' Record vs. Kentucky: 1-1
First Meeting: 1921
Series Record in Lexington: 35-2
Series Record at Neutral Sites: 8-2



*TOMMY JOE EAGLES*

## MEDIA INFORMATION

Sports Information Director: David Housel
Office Phone: (205) 844-9800
Home Phone: (205) 887-7618
SID Mailing Address:
Sports Information Office
Eaves Memorial Coliseum
P.O. Box 351 Auburn, AL 36831-0351
Basketball Office Phone: (205) 844-9760
Basketball Contact: John Lewandowski
Office Phone: (205) 844-9701
Home Phone: (205) 826-7396
Press Row Phone: TBA
Fax Number: (205) 844-9708
Best Time to Reach Coach Eagles: Weekdays, 1-2 p.m.



*JOHN CAYLOR*

## OUTLOOK INFORMATION

1989-90 Record: 13-18
Conference Record (Finish): 8-10 (T-6th)
1989-90 Postseason Play: NA

| Starters Lost--Name | Pos. | Ht. | Wt. | PPG | RPG |
|---|---|---|---|---|---|
| Derrick Dennison | F | 6-3 | 190 | 16.0 | 4.4 |
| **Starters Returning--Name** | **Pos.** | **Ht.** | **Wt.** | **PPG** | **RPG** |
| Ronnie Battle | G | 6-1 | 155 | 17.0 | 3.4 |
| Chris Brandt | F | 6-6 | 200 | 11.7 | 6.5 |
| Reggie Gallon | G | 5-10 | 165 | 9.8 | 3.6 |
| Zane Arnold | C | 6-6 | 230 | 8.2 | 6.5 |
| **Top Newcomers--Name** | **Pos.** | **Ht.** | **Wt.** | **PPG** | **RPG** |
| Wesley Person | G | 6-5 | 170 | 33.6 | 10.0 |
| Cameron Boozer | F/C | 6-8 | 205 | 26.0 | 12.0 |
| Chuck Simms | F | 6-8 | 200 | 13.9 | 5.9 |

## 1990-91 ROSTER

| NO | NAME | POS | HT | WT | CL | HOMETOWN/HIGH SCHOOL |
|---|---|---|---|---|---|---|
| 40 | Zane Arnold | C/F | 6-6 | 230 | Sr. | Birmingham, Ala./Parker |
| 21 | Ronnie Battle | G | 6-1 | 155 | So. | Pittsview, Ala./Chavala |
| 54 | Brian Baumgartner | C | 6-9 | 245 | So. | Las Vegas, Nev./Bishop Gorman |
| 50 | Jeffrey Belmer | F/C | 6-8 | 225 | Fr. | Fitzgerald, Ga./Fitzgerald |
| 35 | Cameron Boozer | F/C | 6-8 | 205 | Fr. | Lanett, Ala./Lanett |
| 44 | Chris Brandt | F | 6-6 | 200 | Jr. | Auburn, Ala./Auburn |
| 22 | John Caylor | F | 6-6 | 230 | Sr. | Talbott, Tenn./Morristown West |
| 14 | Reggie Gallon | G | 5-10 | 165 | So. | Miami, Fla./Edison |
| 23 | Rod Joyce | F/G | 6-3 | 205 | So. | Jacksonville, Fla./Andrew Jackson |
| 34 | Robert McKie | C/F | 6-5 | 255 | So. | Miami, Fla./Carol City |
| 15 | Larry Patrick | G/F | 6-5 | 170 | Sr. | West Palm Beach, Fla./Polk CC |
| 11 | Wesley Person | G | 6-5 | 170 | Fr. | Brantley, Ala./Brantley |
| 24 | Robert Shannon | F | 6-8 | 160 | Fr. | Jackson, Ga./Jackson |
| 45 | Chuck Simms | F | 6-8 | 200 | Fr. | Decatur, Ga./Redan |
| 31 | Richard Smith | F/C | 6-6 | 205 | Sr. | Chicago, Ill./Pratt CC |
| 20 | Aaron Swinson | F/C | 6-5 | 225 | Fr. | Brunswick, Ga./Brunswick |
| 3 | Champ Wrencher | G | 6-1 | 155 | Jr. | Birmingham, Ala./Ramsay |

# CINCINNATI

NOVEMBER
28
CINCINNATI

## GENERAL INFORMATION

■ Location: Cincinnati, Ohio ■ Enrollment: 36,000
■ Founded: 1819 President: Dr. Joseph A. Steger
■ Conference: Metro ■ Nickname: Bearcats
■ Colors: Red and Black
■ Arena (Capacity): Shoemaker Center (13,176)
■ Athletics Director: Rick Taylor
■ Office Phone: (513) 556-4603

## COACHING STAFF

Head Coach (Alma Mater, Year): Bob Huggins (West Virginia '77)
Record at Cincinnati (Years): 20-14 (1)
Overall Record (Years): 188-86 (9)
Assistant Coaches (Alma Maters, Years): Larry Harrison (Pitt '78), Steve Moeller (Otterbein '66), John Loyer (Akron '88), Chuck Machock (Cincinnati '59)



*BOB HUGGINS*



*LOUIS BANKS*

## SERIES INFORMATION

Series Record: 25-10
Last Game: 1987 -- UK 101, UC 77
Series Record in Cincinnati: 7-7
Coach Huggins' Record vs. Kentucky: 0-0
First Meeting: 1904
Series Record in Lexington: 18-3
Series Record at Neutral Sites: 0-0

## MEDIA INFORMATION

Sports Information Director: Tom Hathaway
Office Phone: (513) 556-5191
Home Phone: (513) 385-2728
SID Mailing Address:
309 Laurence Hall University of Cincinnati
Cincinnati, Ohio 45221-0021
Basketball Office Phone: (513) 556-5847
Basketball Contact: Tom Hathaway
Office Phone: (513) 556-5191
Home Phone: (513) 385-2728
Press Row Phone: (513) 556-3800
Fax Number: (513) 556-0619
Best Time to Reach Coach Huggins: Weekdays 10 a.m. - 2 p.m.

## OUTLOOK INFORMATION

1989-90 Record: 20-14
Conference Record (Finish): 9-5 (2nd)
1989-90 Postseason Play: 1-1 in the NIT

| Starters Lost--Name | Pos. | Ht. | Wt. | PPG | RPG |
|---|---|---|---|---|---|
| Steve Sanders | G | 6-2 | 195 | 7.0 | 2.5 |
| Andre Tate | G | 6-5 | 188 | 17.1 | 3.8 |
| **Starters Returning--Name** | **Pos.** | **Ht.** | **Wt.** | **PPG** | **RPG** |
| Louis Banks | F | 6-5 | 205 | 17.9 | 6.9 |
| Levertis Robinson | F | 6-5 | 209 | 13.4 | 7.8 |
| Keith Starks | C | 6-7 | 206 | 11.0 | 5.9 |
| **Top Newcomers--Name** | **Pos.** | **Ht.** | **Wt.** | **PPG** | **RPG** |
| Curtis Bostic | F | 6-5 | 205 | 22.3 | 15.0 |
| Allen Jackson | G | 6-3 | 175 | 15.3 | 4.9 |
| Herbert Jones | F | 6-4 | 205 | 27.0 | 12.0 |
| Mike Reicheneker | C | 7-0 | 240 | 8.6 | 9.0 |
| Jeff Scott | C | 6-10 | 235 | 6.7 | 4.8 |

## 1990-91 ROSTER

| NO | NAME | POS | HT | WT | CL | HOMETOWN/HIGH SCHOOL |
|---|---|---|---|---|---|---|
| 25 | Louis Banks | F | 6-5 | 205 | Sr. | Camden, N.J./Camden |
| 32 | Curtis Bostic | F | 6-5 | 205 | Fr. | Brockton, Mass./Brockton |
| 10 | Tarrance Gibson | G | 6-1 | 161 | So. | Dothan, Ala./Northview |
| 52 | Allen Jackson | G | 6-3 | 175 | So. | South Bend, Ind./LaSalle/Rend Lake |
| 4 | Michael Joiner | G | 6-3 | 175 | So. | Hollywood, Fla./South Broward |
| 34 | Herbert Jones | F | 6-4 | 205 | Jr. | Atlanta, Ga./Butler CC |
| 24 | Lindsey Nelson | F | 6-6 | 175 | So. | Spicer, Minn./New London |
| 41 | Mike Reicheneker | C | 7-0 | 240 | Jr. | Ft. Walton Beach, Fla./Panola JC |
| 20 | Levertis Robinson | F | 6-5 | 209 | Sr. | Chicago, Ill./M.L. King |
| 50 | Jeff Scott | C | 6-10 | 235 | Jr. | Cincinnati, Ohio/Mt. Healthy |
| 42 | Keith Starks | C | 6-7 | 206 | Sr. | Cincinnati, Ohio/Taylor |
| 40 | B.J. Ward | F | 6-4 | 179 | Jr. | Cincinnati, Ohio/Milwaukee Messmer |
| 30 | Rick Weigel | F | 6-5 | 205 | So. | Cincinnati, Ohio/Walnut Hills |
| 23 | Orlando Williams | G | 6-2 | 186 | Sr. | Cincinnati, Ohio/Cin. Tech |

## 1989-90 RESULTS

MINNESOTA, 66-64
N.C.-Wilmington, 66-55
MIAMI (Ohio), 59-63
DAYTON, 90-88
SOUTHERN 83-72
SW Louisiana, 88-89
Portland, 75-53
Creighton, 60-58
Duke, 83-95
Rutgers, 79-71
Louisville, 71-66
COASTAL CAROLINA, 72-73
Toledo, 72-84
FLORIDA STATE, 82-62
South Carolina, 53-59
MOREHEAD STATE, 68-61
Virginia Tech, 62-59
Arkansas State, 65-66
TULANE, 73-64
SOUTHERN MISS, 76-83
Xavier, 88-90
Memphis State, 64-82
ALCORN STATE, 89-52
Florida State, 72-69
SOUTH CAROLINA, 76-51
MEMPHIS STATE, 82-76
VIRGINIA TECH, 94-80
Southern Miss, 63-70
Tulane, 66-58
LOUISVILLE, 71-86
Florida State, 65-64
Southern Miss, 63-75
BOWLING GREEN, 75-60
DePaul, 59-61

## 1990-91 SCHEDULE

W - SAM HOUSTON ST.
W - KENT ST. 89-62

| | |
|---|---|
| 11/23-24 | BEARCAT CLASSIC |
| (Sam Houston St., Kent St., Texas A&M) | |
| 11/28 | L KENTUCKY 71-75 |
| 12/1 | At Miami (Ohio) |
| 12/8 | N. CAROLINA-ASHEVILLE |
| 12/13 | MICHIGAN STATE |
| 12/15 | At Evansville |
| 12/17 | ST. FRANCIS |
| 12/20 | At Minnesota |
| 12/22 | EAST TENNESSEE STATE |
| 12/29 | At Dayton |
| 1/3 | LOUISVILLE |
| 1/10 | At Florida State |
| 1/12 | At South Carolina |
| 1/19 | VIRGINIA TECH |
| 1/24 | At Tulane |
| 1/26 | At Southern Mississippi |
| 1/30 | XAVIER |
| 2/2 | MEMPHIS STATE |
| 2/7 | FLORIDA STATE |
| 2/9 | SOUTH CAROLINA |
| 2/14 | At Memphis State |
| 2/16 | At Virginia Tech |
| 2/21 | SOUTHERN MISSISSIPPI |
| 2/23 | TULANE |
| 2/25 | VALPARAISO |
| 2/28 | At Louisville |

DECEMBER

27

LEXINGTON

# EASTERN KENTUCKY

## GENERAL INFORMATION

■ Location: Richmond, Ky. ■ Enrollment: 14,268
■ Founded: 1906 ■ President: Dr. Hanly Funderburk
■ Conference: Ohio Valley ■ Nickname: Colonels
■ Colors: Maroon and White
■ Arena (Capacity): Alumni Coliseum (6,500)
■ Athletics Director: Donald Combs
■ Office Phone: (606) 622-3654

### 1989-90 RESULTS

American, 64-69
BELLARMINE, 95-80
Colorado State, 66-75
District of Columbia, 78-38
Miami (Ohio), 75-93
Alabama, 52-71
IU-SOUTHEAST, 83-60
OHIO, 52-53
LIBERTY, 79-78
ARKANSAS STATE, 69-73
Southern Illinois, 61-104
Arkansas State, 66-78
MOREHEAD STATE, 58-91
Austin Peay, 61-59
Murray State, 45-58
TENNESSEE STATE, 83-71
WESTERN KENTUCKY, 66-68
Wright State, 66-79
TENNESSEE TECH, 74-59
MIDDLE TENNESSEE, 67-51
Morehead State, 58-65
Middle Tennessee, 81-66
Tennessee Tech, 58-61
Tennessee State, 88-75
Western Kentucky, 64-67
MURRAY STATE, 69-75
AUSTIN PEAY, 64-61
MIDDLE TENNESSEE, 65-52
Morehead State, 52-50
Murray State, 57-64

### 1990-91 SCHEDULE

| | |
|---|---|
| 11/28 | UNC-GREENSBORO |
| 12/1 | WILBERFORCE |
| 12/3 | MIAMI (OHIO) |
| 12/7-8 | at Brigham Young Invitational (George Mason, St. John's, BYU) |
| 12/11 | at Mississippi State |
| 12/15 | BELLARMINE COLLEGE |
| 12/21 | UNC-WILMINGTON |
| 12/27 | at Kentucky |
| 1/8 | at Morehead State |
| 1/12 | at Tennessee Tech |
| 1/14 | at Tennessee State |
| 1/19 | MIDDLE TENNESSEE |
| 1/21 | at Colorado State |
| 1/23 | at UM-Kansas City |
| 1/26 | AUSTIN PEAY |
| 1/28 | MURRAY STATE |
| 1/30 | at Western Kentucky |
| 2/4 | MOREHEAD STATE |
| 2/6 | at UNC-Wilmington |
| 2/9 | at Murray State |
| 2/11 | at Austin Peay |
| 2/16 | UM-KANSAS CITY |
| 2/18 | at Middle Tennessee |
| 2/23 | TENNESSEE STATE |
| 2/25 | TENNESSEE TECH |
| 3/2,6-7 | at OVC Tournament |

## COACHING STAFF

Head Coach (Alma Mater, Year): Mike Pollio (Bellarmine, '65)
Record at EKU (Years): 13-17 (1)
Overall Record (Years): 195-109 (10)
Assistant Coaches (Alma Maters, Years): John Ferguson (Findlay College '65), Mike Calhoun (Georgetown College '71).

## SERIES INFORMATION

Series Record: 1-0
Last Game: 1928 -- UK 35, EKU 10
Series Record in Richmond: 0-0
Coach Pollio's Record vs. Kentucky: 0-0
First Meeting: 1928
Series Record in Lexington: 1-0
Series Record at Neutral Sites: 0-0

## MEDIA INFORMATION

Sports Information Director: Karl Park
Office Phone: (606) 622-1253
Home Phone: (606) 624-1291
SID Mailing Address:
Begley Building, Rm. 205
Eastern Kentucky University
Richmond, Ky. 40475
Basketball Office Phone: (606) 622-3654
Best Time to Reach Coach Pollio: Weekdays 9 a.m.-Noon
Basketball Contact: Karl Park
Phone: (606) 622-1253
Home Phone: (606) 624-1291
Fax Number: (606) 622-1230
Press Row Phone: (606) 622-2226



*MIKE POLLIO*



*ARIC SINCLAIR*

## OUTLOOK INFORMATION

1989-90 Record: 13-17
Conference Record (Finish): 7-5 (3rd)
1989-90 Postseason Play: NA

| Starters Lost--Name | Pos. | Ht. | Wt. | PPG | RPG |
|---|---|---|---|---|---|
| Mike Davis | F | 6-5 | 205 | 10.1 | 6.6 |
| **Starters Returning--Name** | **Pos.** | **Ht.** | **Wt.** | **PPG** | **RPG** |
| Aric Sinclair | F | 6-3 | 210 | 11.8 | 4.9 |
| Mike Smith | C | 6-9 | 200 | 4.5 | 7.9 |
| Derek Reuben | G | 6-0 | 190 | 8.9 | 2.1 |
| Jamie Ross | G | 6-2 | 170 | 10.1 | 3.2 |
| **Top Newcomers--Name** | **Pos.** | **Ht.** | **Wt.** | **PPG** | **RPG** |
| Toi Bell | F | 6-6 | 205 | 14.1 | 8.2 |
| Arlando Johnson | G | 5-11 | 180 | 18.9 | 3.5 |
| Tyrone Arrington | F | 6-6 | 210 | 20.0 | 10.2 |
| John Allen | F | 6-7 | 215 | 27.0 | 12.0 |
| Adrian Brown | G | 6-1 | 175 | -- | -- |
| Ken Riley | F | 6-7 | 205 | 13.0 | 10.7 |

## 1990-91 ROSTER

| NO | NAME | POS | HT | WT | CL | HOMETOWN/HIGH SCHOOL |
|---|---|---|---|---|---|---|
| 11 | Aric Sinclair | F | 6-3 | 210 | Sr. | Jacksonville, Fla./Andrew Jackson |
| 41 | Vernon Evans | F | 6-6 | 215 | Sr. | Grayson, Ky./East Carter |
| 12 | Kirk Greathouse | G | 6-1 | 175 | Jr. | Shepherdsville, Ky./Bullit Central |
| 25 | Mike Smith | C | 6-9 | 200 | Jr. | Detroit, Mich./Chadsey |
| 32 | Jamie Ross | G | 6-2 | 170 | Jr. | Philadelphia, Penn./Frankford |
| 3 | Derek Reuben | G | 6-0 | 190 | Jr. | Minneapolis, Minn./N.Community |
| 34 | Ron Peck | F | 6-8 | 215 | Jr. | Indianapolis, Ind./Cathedral |
| 14 | Brandon Baker | G | 6-1 | 165 | Jr. | Grayson, Ky./East Carter |
| | Tyrone Arrington | F | 6-6 | 210 | Jr. | Livingston, Ala./Livingston |
| | Toi Bell | F | 6-6 | 205 | Jr. | O'Fallon, Ill./O'Fallon |
| 20 | Chris Brown | G | 6-3 | 185 | So. | Richmond, Ky./Madison Central |
| | Adrian Brown | G | 6-1 | 175 | So. | Tuscon, Ariz./Sahuaro |
| | Arlando Johnson | G | 5-11 | 175 | Fr. | Owensboro, Ky./Apollo |
| | Ken Riley | F | 6-7 | 205 | Fr. | Detroit, Mich./Southwestern |
| | John Allen | F | 6-7 | 215 | Fr. | Burkesville, Ky./Cumberland Co |
| | Shawn Pfaadt | G | 6-0 | 180 | Fr. | Louisville, Ky./Pleasure Ridge Park |

# FLORIDA

JANUARY 23 LEXINGTON

FEBRUARY 23 GAINESVILLE

## GENERAL INFORMATION

■ Location: Gainesville, Fla. ■ Enrollment: 34,700
■ Founded: 1853 ■ President: Dr. John Lombardi
■ Conference: Southeastern ■ Nickname: Gators
■ Colors: Orange and Blue
■ Arena (Capacity): Stephen C. O'Connell Center (12,000)
■ Athletics Director: Bill Arnsparger
■ Office Phone: (904) 375-4683

## COACHING STAFF

Head Coach (Alma Mater, Year): Lon Kruger (Kansas State '75)
Record at Florida (Years): 0-0 (First year)
Overall Record (Years): 133-105 (8)
Assistant Coaches (Alma Maters, Years): Robert McCullum (Birmingham Southern '76), Ron Stewart (Indiana '71), Kirk Speraw (Iowa '79).



*LON KRUGER*



*LIVINGSTON CHATMAN*

## SERIES INFORMATION

Series Record: 56-19
Last Game: 1990 -- UK 78, UF 74
Series Record in Gainesville: 20-12
Coach Kruger's Record vs. Kentucky: 0-0
First Meeting: 1927
Series Record in Lexington: 29-5
Series Record at Neutral Sites: 7-2

## MEDIA INFORMATION

Sports Information Director: John Humenik
Office Phone: (904) 375-4683 ext. 6102
Home Phone: (904) 377-1908
SID Mailing Address:
P.O. Box 14485
Gainesville, Fla. 32604
Basketball Office Phone: (904) 375-4683 ext. 4285
Best Time to Reach Coach Kruger: Weekday Mornings

Basketball Contact: Joel Glass
Office Phone: (904) 375-4683 ext. 6102
Home Phone: (904) 331-2631
Fax Number: (904) 375-4809
Press Row Phone: TBA

## OUTLOOK INFORMATION

| Starters Lost--Name | Pos. | Ht. | Wt. | PPG | RPG |
|---|---|---|---|---|---|
| Dwayne Schintzius | C | 7-2 | 275 | 19.1 | 9.5 |
| **Starters Returning--Name** | **Pos.** | **Ht.** | **Wt.** | **PPG** | **RPG** |
| Dwayne Davis | F/C | 6-7 | 215 | 12.3 | 8.5 |
| Renaldo Garcia | G | 6-2 | 170 | 11.6 | 2.4 |
| Stacey Poole | G/F | 6-6 | 200 | 10.0 | 4.3 |
| Hosie Grimsley | G/F | 6-1 | 170 | 5.9 | 3.0 |
| **Top Newcomers--Name** | **Pos.** | **Ht.** | **Wt.** | **PPG** | **RPG** |
| Craig Brown | G | 6-3 | 175 | 18.0 | 6.0 |
| Carlos McMillian | G | 6-4 | 200 | 23.0 | 16.0 |
| Louis Rowe | G-F | 6-7 | 190 | 17.0 | 6.0 |

## 1990-91 ROSTER

| NO | NAME | POS | HT | WT | CL | HOMETOWN/HIGH SCHOOL |
|---|---|---|---|---|---|---|
| 4 | Craig Brown | G | 6-3 | 175 | Fr. | Steelton, Pa./Highspire |
| 10 | B.J. Carter | G | 5-7 | 165 | Sr. | Jamaica, N.Y./Arizona West. JC |
| 32 | Livingston Chatman | F | 6-7 | 230 | Sr. | Lakeland, Fla./Kathleen |
| 50 | Dwayne Davis | F-C | 6-7 | 215 | Sr. | St. Petersburg, Fla./Dixie Hollins |
| 20 | Renaldo Garcia | G | 6-2 | 170 | Sr. | Tampa, Fla./Catholic |
| 23 | Hosie Grimsley | G-F | 6-1 | 170 | So. | Lakeland, Fla./Lake Gibson |
| 25 | Brian Hogan | G | 6-2 | 175 | Jr. | Kokomo, Ind./Kokomo |
| 13 | Willie Jackson | G-F | 6-0 | 190 | So. | Gainesville, Fla./P.K. Yonge |
| 22 | Stacey Poole | G-F | 6-6 | 200 | So. | Jacksonville, Fla./Forrest |
| 21 | Louis Rowe | G-F | 6-7 | 190 | Fr. | St. Petersburg, Fla./Lakewood |
| 11 | Scott Stewart | G | 6-0 | 165 | So. | Naples, Fla./Lely |
| 3 | Tim Turner | F | 6-7 | 170 | Jr. | Melbourne, Fla./Eau Gallie |
| 31 | Jeremy Ulmer | F | 6-7 | 207 | Jr. | Auburn, Calif. |
| 15 | Martti Kuisma | F | 6-10 | 215 | Fr. | Helsinki, Finland |

### 1989-90 RESULTS

**FLORIDA STATE, 82-69**
**ILLINOIS, 69-74**
**James Madison, 85-77**
**Texas, 94-105**
**SOUTH FLORIDA, 91-54**
**New Orleans, 69-64**
**LaSalle, 69-76**
**Mississippi, 60-75**
**GEORGIA, 97-69**
**Kentucky, 81-89**
**AUBURN, 84-62**
**TENNESSEE, 75-80**
**Mississippi State, 73-98**
**VANDERBILT, 64-71**
**Louisiana State, 52-70**
**Alabama, 44-57**
**MISSISSIPPI, 63-83**
**Georgia, 65-70**
**Georgetown, 40-56**
**KENTUCKY, 74-78**
**Auburn, 55-75**
**Tennessee, 57-75**
**Miami, 59-62**
**MISSISSIPPI STATE, 54-79**
**Vanderbilt, 54-67**
**LSU, 76-63**
**Alabama, 54-63**
**Vanderbilt, 58-68**

### 1990-91 SCHEDULE

| | |
|---|---|
| **11/24** | **at South Florida** |
| **11/27** | **TEXAS** |
| **11/30** | **at Florida State** |
| **12/5** | **at James Madison** |
| **12/7-8** | **at Carrier Classic Tournament** |
| **12/15** | **AUGUSTA COLLEGE** |
| **12/21** | **at Stanford** |
| **12/30** | **MIAMI** |
| **1/2** | **MISSISSIPPI** |
| **1/5** | **AUBURN** |
| **1/9** | **at Alabama** |
| **1/12** | **at Georgia** |
| **1/16** | **TENNESSEE** |
| **1/19** | **MISSISSIPPI STATE** |
| **1/23** | **at Kentucky** |
| **1/26** | **at Louisiana State** |
| **1/30** | **VANDERBILT** |
| **2/2** | **at Mississippi** |
| **2/6** | **at Auburn** |
| **2/9** | **ALABAMA** |
| **2/12** | **GEORGIA** |
| **2/16** | **at Tennessee** |
| **2/20** | **at Mississippi State** |
| **2/23** | **KENTUCKY** |
| **2/27** | **LOUISIANA STATE** |
| **3/2** | **at Vanderbilt** |
| **3/7-10** | **at SEC Tournament** |

JANUARY **2** ATHENS

FEBRUARY **3** LEXINGTON

# GEORGIA

## GENERAL INFORMATION

- Location: Athens, Ga. ■ Enrollment: 27,200
- Founded: 1785 ■ President: Dr. Charles B. Knapp
- Conference: Southeastern ■ Nickname: Bulldogs
- Colors: Red and Black
- Arena (Capacity): Georgia Coliseum (10,400)
- Athletics Director: Vince Dooley
- Office Phone: (404) 542-9037

### 1989-90 RESULTS

BAPTIST COLLEGE 91-55
Texas Christian 77-72
Western Kentucky 76-70
Central Florida 92-62
MERCER 85-57
Georgia Tech 89-92
JACKSONVILLE 91-62
Wisconsin 65-64
Arizona State 61-62
KENTUCKY 106-91
Florida 69-97
Alabama 62-79
VANDERBILT 108-81
MISSISSIPPI STATE 83-69
Ole Miss 74-84
LSU 94-92 OT
TENNESSEE 85-77
AUBURN 88-75
Kentucky 77-88
FLORIDA 70-65
ALABAMA 75-64 Vanderbilt 67-66
Mississippi State 82-74 OLE MISS 107-83
LSU 86-85
Tennessee 83-93
Auburn 94-79
Vanderbilt 74-78 OT
Texas 88-100

### 1990-91 SCHEDULE

| | |
|---|---|
| 11/23-24 | at Central Fidelity Holiday Classic (vs. Wichita State, Richmond vs. Dartmouth) |
| 11/28 | WESTERN KENTUCKY |
| 12/8 | at Mercer |
| 12/11 | at Vanderbilt |
| 12/14 | at Miami |
| 12/19 | at Georgia Tech |
| 12/22 | at Kuppenheimer Classic (vs. Texas Georgia Tech vs. Loyola-Marymount) |
| 12/29 | PURDUE |
| 1/2 | KENTUCKY |
| 1/5 | TENNESSEE |
| 1/7 | at LSU |
| 1/12 | FLORIDA |
| 1/16 | at Mississippi State |
| 1/19 | at Alabama |
| 1/23 | AUBURN |
| 1/30 | OLE MISS |
| 2/3 | at Kentucky |
| 2/6 | at Tennessee |
| 2/8 | LSU |
| 2/12 | at Florida |
| 2/16 | MISSISSIPPI STATE |
| 2/20 | ALABAMA |
| 2/23 | at Auburn |
| 2/27 | VANDERBILT |
| 3/2 | at Ole Miss |
| 3/ 7-10 | at SEC Tournament |

### COACHING STAFF

Head Coach (Alma Mater, Year): Hugh Durham (Florida State '59)
Record at Georgia (Years): 219-149 (12)
Overall Record (Years): 449-244 (24)
Assistant Coaches (Alma Maters, Years): Tevester Anderson (Arkansas AM&N '62) Mark Slonaker (Georgia '80) Ray Zetts (Texas Lutheran '82)

### SERIES INFORMATION

Series Record: 77-16
Last Game: 1990 -- UK 88, UGA 77
Series Record in Athens: 22-11
Coach Durham's Record vs. Kentucky: 8-21
First Meeting: 1921
Series Record in Lexington: 40-2
Series Record at Neutral Sites: 16-3



*HUGH DURHAM*

### MEDIA INFORMATION

Sports Information Director: Claude Felton
Office Phone: (404) 542-1621
Home Phone: (404) 543-3910
SID Mailing Address:
Norm Reilly
UGA Athletic Association
P.O. Box 1472
Athens, Ga. 30613
Basketball Office Phone: (404) 542-1432
Best Time to Reach Coach Durham: Weekdays 9 a.m.-11 a.m.
Basketball Contact: Norm Reilly
Office Phone: (404) 542-1621
Home Phone: (404) 546-6811
Fax Number: (404) 542-7993
Press Row Phone: (404) 542-8052



*LITTERIAL GREEN*

### OUTLOOK INFORMATION

1989-90 Record: 20-9
Conference Record (Finish): 13-5 (1st)
1989-90 Postseason Play: NCAA 0-1

| Starters Lost--Name | Pos. | Ht. | Wt. | PPG | RPG |
|---|---|---|---|---|---|
| Alec Kessler | F | 6-11 | 230 | 21.0 | 10.4 |
| **Starters Returning--Name** | **Pos.** | **Ht.** | **Wt.** | **PPG** | **RPG** |
| Litterial Green | G | 6-1 | 185 | 17.5 | 2.7 |
| Marshall Wilson | F | 6-8 | 210 | 12.0 | 5.3 |
| Rod Cole | G | 6-4 | 185 | 11.0 | 3.5 |
| Neville Austin | C | 6-10 | 225 | 6.2 | 6.0 |
| **Top Newcomers--Name** | **Pos.** | **Ht.** | **Wt.** | **PPG** | **RPG** |
| Antonio Harvey | F-C | 6-11 | 220 | 6.9 | 5.2 |
| Arlando Bennett | F-C | 6-10 | 225 | 2.3 | 1.7 |
| Reggie Tinch | F | 6-5 | 200 | 14.2 | 6.3 |
| Bernard Davis | G | 6-0 | 170 | 22.5 | 5.6 |
| Charles Claxton | C | 7-1 | 225 | 22.3 | 3.4 |

### 1990-91 ROSTER

| NO | NAME | HT | WT | CL | HOMETOWN/HIGH SCHOOL |
|---|---|---|---|---|---|
| 35 | Neville Austin | 6-10 | 225 | Sr | St. Croix, V.I./Auburn, Ala. |
| 32 | Arlando Bennett | 6-10 | 215 | So. | Colbert, Ga./Madison Co. |
| 33 | Charles Claxton | 7-1 | 230 | Fr. | Miami, Fla./Carol City |
| 22 | Rod Cole | 6-4 | 185 | Sr. | Conyers, Ga./Rockdale Co. |
| 23 | Bernard Davis | 6-0 | 170 | Fr. | Richmond Hill, Ga./Richmond Hill |
| 10 | Shaun Golden | 6-3 | 180 | So. | Taylors, S.C./Riverside |
| 11 | Litterial Green | 6-1 | 185 | Jr. | Moss Point, Miss./Moss Point |
| 34 | Antoino Harvey | 6-11 | 220 | So. | Cautier, Miss./Southern Miss. |
| 25 | Lem Howard | 6-7 | 215 | Sr. | Atlanta, Ga./Douglass |
| 51 | Marcel Kon | 6-10 | 200 | Fr. | Plantation, Fla./Boyd Anderson |
| 12 | Jody Patton | 6-4 | 190 | Sr. | Tifton, Ga./Tift Co. |
| 15 | Kendall Rhine | 6-6 | 190 | So | Lilburn, Ga./Parkview |
| 24 | Reggie Tinch | 6-5 | 200 | Jr. | Albany, Ga./Connors State JC |
| 44 | Marshall Wilson | 6-8 | 210 | Sr. | Lavonia, Ga./Franklin Co. |

# INDIANA

DECEMBER **18** BLOOMINGTON

## GENERAL INFORMATION

■ Location: Bloomington, Ind. ■ Enrollment: 34,000
■ Founded: 1820 ■ President: Thomas Ehrlich
■ Conference: Big Ten ■ Nickname: Hoosiers
■ Colors: Cream and Crimson
■ Arena (Capacity): Assembly Hall (17,311)
■ Athletics Director: Ralph Floyd
■ Office Phone: (812) 855-1966

## COACHING STAFF

Head Coach (Alma Mater, Year): Bob Knight (Ohio State '62)
Record at Indiana (Years): 430-148 (19)
Overall Record (Years): 532-198 (25)
Assistant Coaches (Alma Maters, Years): Dan Dakich (Indiana '85), Ron Felling (Indiana State '61), Joby Wright (Indiana '72)



*BOB KNIGHT*



*ERIC ANDERSON*

## SERIES INFORMATION

Series Record: 15-18
Last Game: 1989 -- IU 71, UK 69
Series Record in Bloomington: 3-8
Coach Knight's Record vs. Kentucky: 12-10
First Meeting: 1924
Series Record in Lexington: 7-3
Series Record at Neutral Sites: 5-7

## MEDIA INFORMATION

Sports Information Director: Kit Klingelhoffer
Office Phone: (812) 855-2421
Home Phone: (812) 332-4990
SID Mailing Address:
Assembly Hall
Indiana University
Bloomington, IN. 47405
Basketball Office Phone: (812) 855-2238
Basketball Contact: Brian Teter
Office Phone: (812) 855-2421
Home Phone: (812) 331-7872
Press Row Phone: (812) 855-2754
Fax Number: (812) 855-9401
Best Time to Reach Coach Knight: Weekdays 10-12 a.m.

## OUTLOOK INFORMATION

1989-90 Record: 18-11
Conference Record (Finish): 8-10 (7th)
1989-90 Postseason Play: 0-1 in the NCAA

| **Starters Lost--Name** | **Pos.** | **Ht.** | **Wt.** | **PPG** | **RPG** |
|---|---|---|---|---|---|
| None | | | | | |
| **Starters Returning--Name** | **Pos.** | **Ht.** | **Wt.** | **PPG** | **RPG** |
| Calbert Cheaney | F/G | 6-6 | 199 | 17.1 | 4.6 |
| Eric Anderson | F | 6-9 | 229 | 16.3 | 7.0 |
| Greg Graham | G | 6-3 | 164 | 9.7 | 2.6 |
| Matt Nover | F | 6-8 | 220 | 5.3 | 3.4 |
| Jamal Meeks | G | 6-0 | 192 | 4.0 | 2.3 |
| **Top Newcomers--Name** | **Pos.** | **Ht.** | **Wt.** | **PPG** | **RPG** |
| Damon Bailey | G | 6-3 | 193 | 31.4 | 9.4 |
| Pat Knight | F | 6-6 | 190 | 16.8 | --- |

## 1990-91 ROSTER

| NO | NAME | POS | HT | WT | CL | HOMETOWN/HIGH SCHOOL |
|---|---|---|---|---|---|---|
| 32 | Eric Anderson | F | 6-9 | 223 | Jr. | Chicago, Ill./St. Francis deSales |
| 22 | Damon Bailey | G | 6-3 | 193 | Fr. | Heltonville, Ind./Bedford North-Lawrence |
| 40 | Calbert Cheaney | F/G | 6-6 | 199 | So. | Evansville, Ind./Harrison |
| 20 | Greg Graham | G | 6-4 | 167 | So. | Indianapolis, Ind./Warren Central |
| 33 | Pat Graham | G | 6-5 | 200 | So. | Floyds Knob, Ind./Floyd Central |
| 4 | Lyndon Jones | G | 6-2 | 195 | Sr. | Marion, Ind./Marion |
| 25 | Pat Knight | F | 6-6 | 190 | Fr. | Bloomington, Ind./North |
| 54 | Chris Lawson | C/F | 6-9 | 242 | So. | Bloomington, Ind./South |
| 30 | Todd Leary | G | 6-3 | 175 | So. | Indianapolis, Ind./Lawrence North |
| 23 | Jamal Meeks | G | 6-0 | 192 | Jr. | Freeport, Ill./Freeport |
| 24 | Matt Nover | F | 6-8 | 226 | Jr. | Chesterton, Ind./Chesterton |
| 21 | Chris Reynolds | G | 6-1 | 179 | So. | Peoria, Ill./Central |

## 1989-90 RESULTS

MIAMI, 77-66
KENT STATE, 79-68
Kentucky, 71-69
NOTRE DAME, 81-72
SOUTH ALABAMA, 96-67
LONG BEACH STATE, 92-75
Texas-El Paso, 69-66
IOWA STATE, 115-66
Wichita Satte, 75-54
Texas A&M, 94-66
Ohio State, 67-69
MICHIGAN, 69-67
Northwestern, 77-63
PURDUE, 79-81 (OT)
Iowa, 83-79
MICHIGAN STATE, 57-75
Minnesota, 89-108
WISCONSIN, 85-61
Illinois, 65-70
Michigan, 71-79
NORTHWESTERN, 98-75
IOWA, 118-71
Purdue, 49-72
Michigan State, 66-72
MINNESOTA, 70-75
Wisconsin, 70-68
OHIO STATE, 77-66
ILLINOIS, 63-69
California, 63-65

## 1990-91 SCHEDULE

| | |
|---|---|
| 11/22-25 | at Maui Classic, Hawaii (Chaminade, Iowa State, Loyola Marymount, Northeastern, Santa Clara, Syracuse) |
| 11/28 | at Notre Dame |
| 12/1 | at Big Four Classic vs. Louisville |
| 12/4 | at Vanderbilt |
| 12/7-8 | INDIANA CLASSIC (Niagra, N.C.-Wilmington, San Diego) |
| 12/15 | WESTERN MICHIGAN |
| 12/18 | KENTUCKY |
| 12/22 | at Iowa State |
| 12/27-28 | at Hoosier Classic -- Indianapolis (Marshall, North Texas, Ohio) |
| 1/2 | ILLINOIS |
| 1/5 | NORTHWESTERN |
| 1/14 | at Purdue |
| 1/19 | at Iowa |
| 1/21 | OHIO STATE |
| 1/24 | at Michigan |
| 1/26 | MICHIGAN STATE |
| 1/30 | WISCONSIN |
| 2/3 | at Minnesota |
| 2/7 | at Northwestern |
| 2/10 | PURDUE |
| 2/17 | at Ohio State |
| 2/21 | IOWA |
| 2/24 | MICHIGAN |
| 2/28 | at Michigan State |
| 3/2 | at Wisconsin |
| 3/7 | MINNESOTA |
| 3/10 | at Illinois |

DECEMBER

8

LEXINGTON

# KANSAS

## GENERAL INFORMATION

■ Location: Lawrence, Kansas ■ Enrollment: 28,773
■ Founded: 1866 ■ President: Dr. Gene Budig
■ Conference: Big Eight ■ Nickname: Jayhawks
■ Colors: Crimson and Blue
■ Arena (Capacity): Allen Fieldhouse (15,800)
■ Athletics Director: Dr. Bob Frederick
■ Office Phone: (913) 864-3143

### 1989-90 RESULTS

ALABAMA-BIRMINGHAM,109-83
Louisiana State, 89-83
Nevada-Las Vegas, 91-77
St. John's, 66-57
IDAHO, 87-58
MD-BALTIMORE CO., 86-67
TENNESSEE-MARTIN, 103-48
Southern Methodist, 86-53
KENTUCKY, 150-95
PEPPERDINE, 98-73
ARIZONA STATE, 90-67
Texas-Pan American, 103-83
Stanford, 83-61
Wichita State, 93-66
WINTHROP, 94-51
Nebraska, 98-93
Miami (Fla.), 100-73
OKLAHOMA STATE, 91-77
ELIZABETH CITY STATE, 132-65
Missouri, 87-95
Kansas State, 85-57
COLORADO, 90-69
OKLAHOMA, 85-74
Oklahoma State, 83-76
Iowa State, 88-83
MISSOURI, 71-77
NEBRASKA, 94-67
Colorado, 103-71
KANSAS STATE, 70-58
Oklahoma, 78-100
Iowa State, 118-75
Robert Morris, 79-71
UCLA, 70-71

### 1990-91 SCHEDULE

| | |
|---|---|
| 11/23 | At Arizona State |
| 11/23 | At Northern Arizona |
| 12/1 | MARQUETTE |
| 12/4 | SOUTHERN METHODIST |
| 12/8 | At Kentucky |
| 12/15 | RIDER |
| 12/22 | TEXAS-SAN ANTONIO |
| 12/28 | At Hawaii-Loa |
| 1/2 | At Pepperdine |
| 1/5 | N.C. STATE |
| 1/8 | at Oklahoma |
| 1/10 | MD-BALTIMORE COUNTY |
| 1/12 | At Oklahoma State |
| 1/16 | MIAMI (Fla.) |
| 1/19 | MISSOURI |
| 1/23 | WICHITA STATE |
| 1/26 | COLORADO |
| 1/29 | At Kansas State |
| 2/2 | At Iowa State |
| 2/6 | NEBRASKA |
| 2/9 | OKLAHOMA STATE |
| 2/12 | At Missouri |
| 2/16 | KANSAS STATE |
| 2/20 | At Colorado |
| 2/23 | OKLAHOMA |
| 2/26 | IOWA STATE |
| 3/3 | At Nebraska |

## COACHING STAFF

Head Coach (Alma Mater, Year): Roy Williams (North Carolina '72)
Record at Kansas (Years): 49-17 (2)
Overall Record (Years): 49-17 (2)
Assistant Coaches (Alma Maters, Years): Jerry Green (Appalachian St. '67), Steve Robinson (Radford '81), Kevin Stallings (Purdue '82), Mark Turgeon (Kansas '87)

## SERIES INFORMATION

Series Record: 16-3
Last Game: 1989 -- KU 150, UK 95
Series Record in Lawrence: 7-3
Coach William's Record vs. Kentucky: 1-0
First Meeting: 1950
Series Record in Lexington: 6-0
Series Record at Neutral Sites: 3-0



*ROY WILLIAMS*

## MEDIA INFORMATION

Sports Information Director: Doug Vance
Office Phone: (913) 864-3417
Home Phone: (913) 841-1247
SID Mailing Address:
202 Allen Fieldhouse
University of Kansas
Lawrence, KS 66045
Basketball Office Phone: (913) 864-7944
Best Time to Reach Coach Williams: Mon-Wed Mornings
Basketball Contact: Dean Buchan
Office Phone: (913) 864-3417
Home Phone: (913) 841-7046
Press Row Phone: (913) 864-3417
Fax Number: (913) 864-7944



*MARK RANDALL*

## OUTLOOK INFORMATION

1989-90 Record: 30-5
Conference Record (Finish): 11-3 (T-2nd)
1989-90 Postseason Play: NCAA 1-1

| Starters Lost--Name | Pos. | Ht. | Wt. | PPG | RPG |
|---|---|---|---|---|---|
| Kevin Pritchard | G | 6-3 | 180 | 14.5 | 2.5 |
| Rick Calloway | F | 6-6 | 190 | 13.1 | 4.3 |
| Jeff Gueldner | G | 6-5 | 190 | 10.7 | 4.6 |
| Pekka Markkanen | C | 6-10 | 215 | 8.7 | 3.5 |
| **Starters Returning--Name** | **Pos.** | **Ht.** | **Wt.** | **PPG** | **RPG** |
| Mark Randall | F | 6-9 | 230 | 13.3 | 6.2 |
| **Top Newcomers--Name** | **Pos.** | **Ht.** | **Wt.** | **PPG** | **RPG** |
| David Johanning | C | 6-10 | 220 | 10.0 | 8.0 |
| Richard Scott | F | 6-6 | 215 | 21.0 | 12.0 |
| Cortez Barnes | F | 6-8 | 190 | 19.6 | 9.5 |
| Steve Woodberry | G | 6-4 | 175 | 20.5 | 10.0 |
| Patrick Richey | G/F | 6-8 | 180 | 18.1 | 7.0 |

## 1990-91 ROSTER

| NO | NAME | POS | HT | WT | CL | HOMETOWN/HIGH SCHOOL |
|---|---|---|---|---|---|---|
| 3 | Terry Brown | G | 6-1 | 185 | Sr | Clyde, N.Y./NE Oklahoma A&M |
| 21 | Doug Elstun | G | 6-2 | 175 | Jr. | Shawnee Mission, Kan./Shawnee Mission |
| 24 | Alonzo Jamison | F | 6-5 | 235 | Jr. | Santa Ana, Calif./Rancho Santiago JC |
| 54 | David Johanning | C | 6-10 | 220 | Jr. | Wichita, Kan./Hutchinson CC |
| 30 | Adonis Jordan | G | 5-11 | 160 | So | Reseda, Calif./Cleveland |
| 32 | Mike Maddox | F | 6-7 | 210 | Jr. | Oklahoma City, Okla./Putnam N. |
| 43 | Malcom Nash | F | 6-7 | 195 | Jr. | St. Louis, Mo./Vashon |
| 42 | Mark Randall | F | 6-9 | 230 | Sr | Englewood, Colo./Cherry Creek |
| 12 | Patrick Richey | G/F | 6-8 | 180 | Fr. | Kansas City, Mo./Lee's Summit |
| 34 | Richard Scott | F | 6-6 | 220 | Fr. | Little Rock, Ark./Little Rock Central |
| 22 | Sean Tunstall | G | 6-2 | 175 | Jr. | St. Louis, Mo./Vashon |
| 31 | Kirk Wagner | F | 6-7 | 210 | Sr | Pasadena, Calif./Pasadena City College |
| 20 | Steve Woodberry | G | 6-4 | 175 | Fr. | Wichita, Kan./Wichita South |

# LSU

## GENERAL INFORMATION

■ Location: Baton Rouge, La. ■ Enrollment: 25,977
■ Founded: 1860 ■ President: Dr. William E. "Bud" Davis
■ Conference: Southeastern ■ Nickname: Fighting Tigers
■ Colors: Purple and Gold
■ Arena (Capacity): Maravich Assembly Center (14,164)
■ Athletics Director: Joe Dean
■ Office Phone: (504) 388-6606

JANUARY 5 LEXINGTON

FEBRUARY 5 BATON ROUGE

## COACHING STAFF

Head Coach (Alma Mater, Year): Dale Brown (Minot State '57)
Record at LSU (Years): 340-202 (18)
Overall Record (Years): 340-202 (18)
Assistant Coaches (Alma Maters, Years): Craig Carse (Bethany '78), Johnny Jones (LSU '85)



*DALE BROWN*



*SHAQUILLE O'NEAL*

## SERIES INFORMATION

Series Record: 60-18
Last Game: 1990 -- UK 100, LSU 95
Series Record in Baton Rouge: 21-12
Coach Brown's Record vs. Kentucky: 16-25
First Meeting: 1933
Series Record in Lexington: 29-4
Series Record at Neutral Sites: 10-2

## MEDIA INFORMATION

Sports Information Director: Herb Vincent
Office Phone: (504) 388-8226
Home Phone: (504) 767-5043
SID Mailing Address:
P.O. Box 25095
Baton Rouge, LA 70894
Basketball Office Phone: (504) 388-8217
Best Time to Reach Coach Brown: Mornings

Basketball Contact: Kent Lowe
Office Phone: (504) 388-8226
Home Phone: (504) 292-9405
Fax Number: (504) 388-1861
Press Row Phone: (504) 388-8226

## OUTLOOK INFORMATION

1989-90 Record: 23-9
Conference Record (Finish): 12-6 (T-2nd)
1989-90 Postseason Play: 1-1 in the NCAA

| **Starters Lost--Name** | **Pos.** | **Ht.** | **Wt.** | **PPG** | **RPG** |
|---|---|---|---|---|---|
| Chris Jackson | G | 6-1 | 168 | 27.8 | 2.5 |
| **Starters Returning--Name** | **Pos.** | **Ht.** | **Wt.** | **PPG** | **RPG** |
| Shaquille O'Neal | C | 7-1 | 290 | 13.9 | 12.0 |
| Stanley Roberts | F | 7-0 | 288 | 14.1 | 9.8 |
| Vernel Singleton | F | 6-7 | 212 | 8.4 | 4.8 |
| Maurice Williamson | G | 6-0 | 174 | 12.2 | 2.3 |
| **Top Newcomers--Name** | **Pos.** | **Ht.** | **Wt.** | **PPG** | **RPG** |
| John Picou | G | 6-2 | 175 | 16.0 | 6.0 |
| T.J. Pugh | G | 6-1 | 175 | 16.1 | --- |
| Mike Hansen | G | 6-1 | 180 | 24.4 | 2.4 |

## 1990-91 ROSTER

| NO | NAME | POS | HT | WT | CL | HOMETOWN/HIGH SCHOOL |
|---|---|---|---|---|---|---|
| 32 | Harold Boudreaux | F | 6-9 | 242 | Jr. | Arnaudville, La./Cecilia |
| 21 | Lenear Burns | F | 6-7 | 215 | Fr. | Angie, La./Varnado |
| 34 | Randy Devall | G | 6-4 | 195 | Sr. | Baton Rouge/Garden City |
| 22 | Shawn Grigg | F | 6-6 | 192 | So. | Ferriday, La./Ferriday |
| 43 | Geert Hammink | C | 7-0 | 253 | So. | Didam, Netherlands |
| 11 | Mike Hansen | G | 6-1 | 180 | So. | Madrid, Spain/Tenn.-Martin |
| 41 | Richard Krajewski | C | 6-10 | 215 | Sr | Grafton, N.D./Grafton |
| 33 | Shaquille O'Neal | C | 7-1 | 290 | So. | San Antonio, Texas/Cole |
| 12 | John Picou | G | 6-2 | 175 | Fr. | Mobile, Ala./McGill-Toolen |
| 20 | T.J. Pugh | G | 6-1 | 175 | Jr. | Baton Rouge, La./Garden City |
| 44 | Wayne Sims | F | 6-7 | 240 | Sr. | DeRidder, La./DeRidder |
| 24 | Vernel Singleton | F | 6-7 | 212 | Jr. | Natchez, Miss./S. Natchez |
| 10 | Maurice Williamson | G | 6-0 | 174 | Jr. | New Haven, Conn./Cross |

### 1989-90 RESULTS

SOUTHERN MISS, 91-80
KANSAS, 83-89
McNEESE STATE, 85-49
LAMAR, 116-76
CAL STATE L.A., 82-57
NORTHWESTERN STATE, 73-63
HARDIN SIMMONS, 100-66
Texas, 124-113
Mississippi State, 80-87 (OT)
Auburn, 77-70
TENNESSEE, 111-94
KENTUCKY, 94-81
VANDERBILT, 101-72
NOTRE DAME, 87-64
Alabama, 55-70
GEORGIA, 92-94 (OT)
FLORIDA, 70-52
NEVADA-LAS VEGAS, 107-105
Mississippi, 79-77
LOYOLA MARYMOUNT, 148-141 (OT)
MISSISSIPPI STATE, 86-68
AUBURN, 82-71
Tennessee, 119-113
Kentucky, 95-100
Vanderbilt, 121-108
ALABAMA, 75-69
Georgia, 85-86
Florida, 63-76
MISSISSIPPI, 103-94
Auburn, 76-78
Villanova, 70-63
Georgia, Tech, 91-94

### 1990-91 Schedule

| | |
|---|---|
| 11/24 | at Villanova |
| 11/26 | SOUTHERN LOUISIANA |
| 11/30 | TEXAS |
| 12/7 | CHAPMAN COLLEGE |
| 12/8 | ARIZONA |
| 12/18 | ARKANSAS STATE |
| 12/20 | LOYOLA MARYMOUNT |
| 12/22 | at Illinois |
| 12/29 | at Nicholls State |
| 1/2 | VANDERBILT |
| 1/5 | at Kentucky |
| 1/7 | GEORGIA |
| 1/12 | at Auburn |
| 1/15 | at Alabama |
| 1/19 | MISSISSIPPI |
| 1/22 | at Tennessee |
| 1/26 | FLORIDA |
| 1/30 | MISSISSIPPI STATE |
| 2/2 | at Vanderbilt |
| 2/5 | KENTUCKY |
| 2/8 | at Georgia |
| 2/10 | at Duke |
| 2/13 | AUBURN |
| 2/17 | ALABAMA |
| 2/20 | at Mississippi |
| 2/23 | TENNESSEE |
| 2/27 | at Florida |
| 3/2 | at Mississippi State |
| 3/7-10 | at SEC Tournament |

DECEMBER

29

LOUISVILLE

# LOUISVILLE

## GENERAL INFORMATION

■ Location: Louisville, Ky. ■ Enrollment: 22,000
■ Founded: 1798 ■ President: Dr. Donald C. Swain
■ Conference: Metro ■ Nickname: Cardinals
■ Colors: Red, Black and White
■ Arena (Capacity): Freedom Hall (18,865)
■ Athletics Director: William C. Olsen
■ Office Phone: (502) 588-5732

### 1989-90 RESULTS

Chaminade, 89-70
Missouri, 79-82
Villanova, 83-69
Notre Dame, 84-73
CLEVELAND STATE, 104-77
VANDERBILT, 101-75
WESTERN KY., 75-61
NEW MEXICO, 78-49
AUSTIN PEAY, 93-59
Kentucky, 86-79
CINCINNATI, 66-71
UCLA, 97-80
South Carolina, 79-66
Florida State, 73-66
Tulane, 109-96
MEMPHIS STATE, 86-69
DePaul, 62-66
SOUTHERN MISS, 105-88
VIRGINIA TECH, 96-69
Ohio State, 88-91
FLORIDA STATE, 69-50
SOUTH CAROLINA, 95-77
GEORGIA TECH, 84-94
Virginia Tech, 97-78
Virginia, 72-56
Memphis State, 68-82
Nevada-Las Vegas, 81-91
TULANE, 99-85
Cincinnati, 86-71
Southern Miss, 73-71
Tulane, 79-66
Memphis State, 76-73
Southern Miss, 83-80
Idaho, 78-59
Ball State, 60-62

### 1990-91 SCHEDULE

| | |
|---|---|
| 12/1 | at Big Four Classic vs. Indiana |
| 12/12 | DePAUL |
| 12/15 | PRAIRIE VIEW A&M |
| 12/17 | at Western Kentucky |
| 12/19 | CLEVELAND STATE |
| 12/22 | at George Mason |
| 12/29 | KENTUCKY |
| 1/3 | at Cincinnati |
| 1/5 | at UCLA |
| 1/7 | SOUTH CAROLINA |
| 1/10 | MEMPHIS STATE |
| 1/12 | at Florida |
| 1/14 | at Tulane |
| 1/19 | SOUTH ALABAMA |
| 1/24 | SOUTHERN MISSISSIPPI |
| 1/26 | NEVADA-LAS VEGAS |
| 1/30 | VIRGINIA TECH |
| 2/2 | at Southern Mississippi |
| 2/6 | at South Carolina |
| 2/9 | FLORIDA STATE |
| 2/13 | at Virginia Tech |
| 2/16 | at Memphis State |
| 2/20 | SOUTHWESTERN LA. |
| 2/24 | at Georgia Tech |
| 2/26 | TULSA |
| 2/28 | CINCINNATI |
| 3/2 | NOTRE DAME |
| 3/7 | Metro Conference Tourn. |

## COACHING STAFF

Head Coach (Alma Mater, Year): Denny Crum (UCLA '58)
Record at Louisville (Years): 463-159 (19)
Overall Record (Years): 463-159 (19)
Assistant Coaches (Alma Maters, Years): Larry Gay (Florida State '73), Jerry Jones (Valparaiso '56), Scooter McCray (Louisville '88).

## SERIES INFORMATION

Series Record: 14-7
Last Game: 1989 -- UL 86, UK 79
Series Record in Louisville: 4-3
Coach Crum's Record vs. Kentucky: 4-5
First Meeting: 1913
Series Record in Lexington: 8-2
Series Record at Neutral Sites: 2-2



*DENNY CRUM*

## MEDIA INFORMATION

Sports Information Director: Kenny Klein
Office Phone: (502) 588-6581
Home Phone: (502) 636-3555
SID Mailing Address:
Sports Information Office
University of Louisville
Louisville, Ky. 40292
Basketball Office Phone: (502) 588-6651
Basketball Contact: Kenny Klein
Office Phone: (502) 588-6581
Home Phone: (502) 636-3555
Fax Number: (502) 588-7401
Press Row Phone: (502) 588-5567
Best Time to Reach Coach Crum: Weekdays 10:30 - 11:30 a.m.



*LaBRADFORD SMITH*

## OUTLOOK INFORMATION

1989-90 Record: 27-8
Conference Record (Finish): 12-2 (1st)
1989-90 Postseason Play: 1-1 in the NCAA

| Starters Lost--Name | Pos. | Ht. | Wt. | PPG | RPG |
|---|---|---|---|---|---|
| Felton Spencer | C | 7-0 | 265 | 14.9 | 8.5 |
| Keith Williams | G | 6-4 | 185 | 9.5 | 3.0 |
| **Starters Returning--Name** | **Pos.** | **Ht.** | **Wt.** | **PPG** | **RPG** |
| LaBradford Smith | G | 6-3 | 200 | 13.5 | 3.3 |
| Everick Sullivan | G-F | 6-5 | 190 | 12.7 | 4.5 |
| Cornelius Holden | F-C | 6-7 | 205 | 10.6 | 5.7 |
| **Top Newcomers--Name** | **Pos.** | **Ht.** | **Wt.** | **PPG** | **RPG** |
| Brian Hopgood | C | 6-10 | 245 | 29.2 | 12.3 |
| Greg Minor | F | 6-6 | 200 | 26.8 | 9.5 |
| Dwayne Morton | F | 6-6 | 195 | 25.4 | 9.0 |
| Kip Stone | G | 6-4 | 180 | 22.8 | 5.9 |
| Tremain Wingfield | F | 6-7 | 205 | 20.5 | 10.8 |

## 1990-91 ROSTER

| NO | NAME | POS | HT | WT | CL | HOMETOWN/HIGH SCHOOL |
|---|---|---|---|---|---|---|
| 11 | James Brewer | G | 6-3 | 190 | So. | Bardstown, Ky./Bardstown |
| 5 | Mike Case | F | 6-6 | 205 | So. | Pendleton, Ind./Pendleton Hts. |
| 10 | Shannon Fraley | G | 6-0 | 175 | Sr. | Somerset, Ky./Pulaski Co. |
| 30 | Cornelius Holden | F/C | 6-7 | 210 | Jr. | Los Angeles, Calif./Crenshaw |
| 43 | Brian Hopgood | C | 6-10 | 245 | Fr. | Oklahoma City, Okla./Millwood |
| 15 | Todd Howard | G | 5-10 | 165 | So. | Louisville,Ky./Ballard |
| 33 | Jason McLendon | F | 6-8 | 210 | Jr. | Naples, Fla./Edison CC |
| 21 | Greg Minor | F | 6-6 | 200 | Fr. | Sandersville, Ga./Washington |
| 23 | LaBradford Smith | G | 6-3 | 200 | Sr. | Bay City, Texas/Bay City |
| 24 | Troy Smith | F | 6-8 | 205 | So. | Ft. Knox, Ky./Ft. Knox |
| 20 | Kip Stone | G | 6-4 | 180 | Fr. | Jacksonville, Fla./Bolles |
| 34 | Everick Sullivan | G-F | 6-5 | 190 | Jr. | Simpsonville, S.C./Hillcrest |
| 13 | Derwin Webb | G-F | 6-4 | 190 | So. | Indianapolis, Ind./Lawrence N. |
| 44 | Tremaine Wingfield | F | 6-7 | 205 | Fr. | Clute, Texas/Brazaswood |

# OLE MISS

JANUARY 16 OXFORD

FEBRUARY 16 LEXINGTON

## GENERAL INFORMATION

■ Location: Oxford, Miss. ■ Enrollment: 10,452
■ Founded: 1848 ■ Chancellor: Dr. R. Gerald Turner
■ Conference: Southeastern ■ Nickname: Rebels
■ Colors: Cardinal Red and Navy Blue
■ Arena (Capacity): C.M. "Tad" Smith Coliseum (8,135)
■ Athletics Director: Warner Alford
■ Office Phone: (601) 232-7241

## COACHING STAFF

Head Coach (Alma Mater, Year): Ed Murphy (Hardin Simmons '64)
Record at Ole Miss (Years): 56-62 (4)
Overall Record (Years): 200-145 (12)
Assistant Coaches (Alma Maters, Years): Jimmy Adams (Memphis State '68), Maurice Harrell (King College '76), Lawrence Smithmier (UT-Martin '69).



*ED MURPHY*

## MEDIA INFORMATION

Sports Information Director: Langston Rogers
Office Phone: (601) 232-7522
Home Phone: (601) 236-3535
SID Mailing Address:
P.O. Box 217
University, MS 38677
Basketball Office Phone: (601) 232-7534
Best Time to Reach Coach Murphy: Mon-Thu, 9-11 a.m.

Basketball Contact: Scott McKinney
Office Phone: (601) 232-7522
Home Phone: (601) 234-9233
Press Row Phone: (601) 236-1931
Fax Number: (601) 232-7006

## SERIES INFORMATION

Series Record: 75-8
Last Game: 1990 -- UM 88, UK 74
Series Record in Oxford: 19-6
Coach Murphy's Record vs. Kentucky: 2-5

First Meeting: 1925
Series Record in Lexington: 40-1
Series Record at Neutral Sites: 16-1



*JOE HARVELL*

## OUTLOOK INFORMATION

1989-90 Record: 13-17
Conference Record (Finish): 8-10 (T-6th)
1989-90 Postseason Play: N/A

| Starters Lost--Name | Pos. | Ht. | Wt. | PPG | RPG |
|---|---|---|---|---|---|
| Gerald Glass | F/G | 6-6 | 220 | 24.1 | 7.6 |
| **Starters Returning--Name** | **Pos.** | **Ht.** | **Wt.** | **PPG** | **RPG** |
| Joe Harvell | F | 6-7 | 225 | 13.2 | 5.3 |
| Tim Jumper | G | 6-3 | 190 | 11.8 | 3.2 |
| Patrick Eddie | F | 6-11 | 240 | 7.2 | 6.0 |
| Sean Murphy | C | 6-11 | 235 | 5.5 | 6.0 |
| **Top Newcomers--Name** | **Pos.** | **Ht.** | **Wt.** | **PPG** | **RPG** |
| Stephen Davis | F/G | 6-6 | 220 | 21.0 | 7.2 |
| Dondi Flemiste | G | 6-3 | 180 | 22.3 | 5.7 |
| Keith Pee | F | 6-9 | 220 | 15.0 | 8.0 |
| Edmond Fitzgerald | G | 6-3 | 185 | 24.0 | 5.0 |
| Wesley Hardin | C | 7-0 | 240 | 19.0 | 11.0 |

## 1990-91 ROSTER

| NO | NAME | POS | HT | WT | CL | HOMETOWN/HIGH SCHOOL |
|---|---|---|---|---|---|---|
| 23 | James Bailey | F | 6-6 | 220 | So. | Villa Rica, Ga./Villa Rica |
| 11 | Chuck Barnes | G | 6-4 | 190 | So. | Satartia, Miss./Bentonia |
| 25 | Stephen Davis | F | 6-6 | 227 | Fr. | Corinth, Miss./Corinth |
| 55 | Patrick Eddie | C | 6-11 | 240 | Sr. | Memphis, Tenn./Arkansas St. |
| 20 | Edmond Fitzgerald | G | 6-3 | 190 | Fr. | New Orleans, La./Newman |
| 13 | Dondi Flemister | G | 6-3 | 186 | Fr. | Powder Springs, Ga./McEachern |
| 35 | Wesley Hardin | C | 7-0 | 228 | Fr. | Cartersville, Ga./Cass |
| 24 | Joe Harvell | F | 6-7 | 234 | So. | Gosnell, Ark./Gosnell |
| 32 | Greg Jones | G-F | 6-5 | 185 | Sr. | Munford, Tenn./Munford |
| 22 | Tim Jumper | G | 6-3 | 190 | Sr. | Holly Springs, Miss./Baldwyn |
| 10 | John Matthews | G | 5-8 | 165 | Sr. | Memphis, Tenn./Kirby |
| 3 | David Midlick | G | 6-1 | 170 | Jr. | Memphis, Tenn./Christian Bros. |
| 21 | Sean Murphy | C | 6-11 | 230 | Sr | Oxford, Miss./Cleveland |
| 50 | Keith Peel | F | 6-9 | 233 | Fr. | Nicholasville, Ky./Jessamine County |
| 42 | Marc Wilson | C | 6-10 | 230 | Jr. | Brentwood, Tenn./Brentwood Academy |
| 12 | Juha Luhtamen | G | 6-4 | 188 | Fr. | Lahti, Finland |

### 1989-90 RESULTS

SW Louisiana, 83-94
ILLINOIS, 72-83
NE Lousiana, 69-79
Arkansas, 76-90
Metro State, 81-86
Indiana State, 70-64
Tennessee, 67-71
MCNEESE STATE, 75-71
Sam Houston, 96-70
FLORIDA, 75-60
ALABAMA, 48-66
Vanderbilt, 79-86
TULSA, 47-63
AUBURN, 80-72
GEORGIA, 84-74
Mississippi State, 102-104
Kentucky, 79-98
LOUISIANA STATE, 77-79
Florida, 83-63
Alabama, 64-74
VANDERBILT, 68-67
TENNESSEE, 81-80
Auburn, 84-95
Georgia, 83-107
MISSISSIPPI STATE, 75-67
KENTUCKY, 88-74
Louisiana State, 94-103
Tennessee, 87-86
Vanderbilt, 65-62
Alabama, 51-70

### 1990-91 SCHEDULE

| | |
|---|---|
| 11/28 | SOUTHEASTERN LOUISIANA |
| 11/30 | Bethune-Cookman At Stetson Hatter Classic |
| 12/1 | at Stetson Hatter Classic |
| 12/3 | NORTHEAST LOUISIANA |
| 12/8 | JACKSON STATE |
| 12/16 | at Arkansas State |
| 12/18 | AUSTIN PEAY |
| 12/20 | SAM HOUSTON STATE |
| 12/29 | at McNeese State |
| 1/2 | at Florida |
| 1/5 | ALABAMA |
| 1/9 | AUBURN |
| 1/12 | at Mississippi State |
| 1/16 | KENTUCKY |
| 1/19 | at Louisiana State |
| 1/23 | at Vanderbilt |
| 1/26 | TENNESSEE |
| 1/30 | at Georgia |
| 2/2 | FLORIDA |
| 2/6 | at Alabama |
| 2/9 | at Auburn |
| 2/13 | MISSISSIPPI STATE |
| 2/16 | at Kentucky |
| 2/20 | LOUISIANA STATE |
| 2/23 | VANDERBILT |
| 2/27 | at Tennessee |
| 3/2 | GEORGIA |

JANUARY 9 LEXINGTON

FEBRUARY 9 STARKVILLE

# MISSISSIPPI ST.

## GENERAL INFORMATION

■ Location: Starkville, Miss. ■ Enrollment: 13,141
■ Founded: 1878 ■ President: Dr. Donald W. Zacharias
■ Conference: Southeastern ■ Nickname: Bulldogs
■ Colors: Maroon and White
■ Arena (Capacity): Humphrey Coliseum (10,000)
■ Athletics Director: Larry Templeton
■ Office Phone: (601) 325-2808

### 1989-90 RESULTS

Northeast Louisiana, 75-68
Centenary, 96-80
CENTENARY, 112-74
Kentucky, 97-102
CHRISTIAN BROTHERS, 86-51
New Orleans, 62-55
East Carolina, 72-63
Delaware, 66-65
Connecticut, 68-84
LOUISIANA STATE, 87-80 (OT)
Tennessee, 77-82
Auburn, 71-93
ALABAMA, 57-62
Georgia, 69-83
FLORIDA, 98-73
MISSISSIPPI, 104-102 (4OT)
Vanderbilt, 68-81
KENTUCKY, 87-86 (OT)
Louisiana State, 68-86
TENNESSEE, 83-84 (OT)
AUBURN, 74-77
Alabama, 86-74
GEORGIA, 74-82
Florida, 79-54
Mississippi, 67-75
VANDERBILT, 83-68
TEXAS CHRISTIAN, 64-60
Alabama, 44-59
BAYLOR, 84-75
New Orleans, 60-65

### 1990-91 SCHEDULE

| | |
|---|---|
| 11/26 | TENNESSEE TECH |
| 11/30 | at Tennessee-Chattanooga |
| 12/4 | at Jacksonville |
| 12/8 | BALL STATE |
| 12/11 | EASTERN KENTUCKY |
| 12/18 | ALCORN STATE |
| 12/22 | at Drake |
| 12/27-28 | at Palm Beach Classic (Miami (Fla.), Miami (Ohio), Ohio State) |
| 1/2 | at Tennessee |
| 1/6 | MISSISSIPPI |
| 1/9 | at Kentucky |
| 1/12 | VANDERBILT |
| 1/16 | GEORGIA |
| 1/19 | at Florida |
| 1/23 | ALABAMA |
| 1/26 | at Auburn |
| 1/30 | at LSU |
| 2/2 | TENNESSEE |
| 2/6 | at Vanderbilt |
| 2/9 | KENTUCKY |
| 2/13 | at Mississippi |
| 2/16 | at Georgia |
| 2/20 | FLORIDA |
| 2/23 | at Alabama |
| 2/27 | AUBURN |
| 3/2 | LSU |

## COACHING STAFF

Head Coach (Alma Mater, Year): Richard Williams (MSU '67)
Record at MSU (Years): 50-65 (4)
Overall Record (Years): 50-65 (4)
Assistant Coaches (Alma Maters, Years): Richard Mathis (Southern Mississippi, '69), Robert Kirby (Pan American '83), Rick Stansbury (Campbellsville College '82)

## SERIES INFORMATION

Series Record: 67-13
Last Game: 1990 -- MSU 87, UK 86
Series Record in Starkville: 23-9
Coach William's Record vs. Kentucky: 2-6
First Meeting: 1921
Series Record in Lexington: 35-3
Series Record at Neutral Sites: 9-1



*RICHARD WILLIAMS*

## MEDIA INFORMATION

Sports Information Director: Joe Dier
Office Phone: (601) 325-2703
Home Phone: (601) 323-0989
SID Mailing Address:
Mississippi State University SID Office
P.O. Drawer 5308
Mississippi State, MS 39762
Basketball Office Phone: (601) 325-3800
Best Time to Reach Coach Williams: Weekdays, 8-11 a.m.
Basketball Contact: David Rosinski
Office Phone: (601) 325-2703
Home Phone: (601) 324-0497
Press Row Phone: (601) 325-3776
Fax Number: (601) 325-2563



*CAMERON BURNS*

## OUTLOOK INFORMATION

1989-90 Record: 16-14
Conference Record (Finish): 7-11 (T-8th)
1989-90 Postseason Play: NIT 1-1

| Starters Lost--Name | Pos. | Ht. | Wt. | PPG | RPG |
|---|---|---|---|---|---|
| None | | | | | |
| **Starters Returning--Name** | **Pos.** | **Ht.** | **Wt.** | **PPG** | **RPG** |
| Cameron Burns | F | 6-7 | 220 | 18.2 | 7.3 |
| Greg Carter | F | 6-6 | 215 | 13.0 | 6.8 |
| Tony Watts | G | 6-2 | 165 | 11.7 | 2.2 |
| Doug Hartsfield | G | 6-2 | 190 | 11.5 | 3.0 |
| Todd Merritt | C/F | 6-9 | 220 | 8.0 | 6.7 |
| **Top Newcomers--Name** | **Pos.** | **Ht.** | **Wt.** | **PPG** | **RPG** |
| Orien Watson | G | 5-10 | 185 | 3.6 | 0.7 |
| Nate Morris | F | 6-6 | 190 | 26.0 | 13.0 |

## 1990-91 ROSTER

| NO | NAME | POS | HT | WT | CL | HOMETOWN/HIGH SCHOOL |
|---|---|---|---|---|---|---|
| 21 | Cameron Burns | F | 6-7 | 220 | Sr. | Flora, Miss./East Flora |
| 23 | Greg Carter | F | 6-6 | 215 | Sr. | Forest, Miss./Forest |
| 42 | David Domingue | C/F | 6-8 | 220 | Fr. | Rayne, La./Notre Dame |
| 35 | Vince Embry | F | 6-8 | 210 | Fr. | San Antonio, Texas/Converse Judson |
| 20 | Doug Hartsfield | G | 6-2 | 190 | Sr. | Utica, Miss./Utica |
| 24 | Keith Hooper | F | 6-5 | 185 | Sr. | Germantown, Tenn./NE Miss. JC |
| 30 | Todd Merritt | F/C | 6-9 | 220 | Sr. | Albany, Ga./Dougherty |
| 25 | Nate Morris | F | 6-6 | 190 | Fr. | Columbus, Miss./Caldwell |
| 33 | Carl Nichols | C | 6-9 | 245 | Sr. | Fayette, Miss./Jefferson County |
| 32 | Ira Peterson | G | 6-2 | 180 | So. | Shelby, Miss./Broad Street |
| 10 | Brad Smith | G/F | 6-6 | 175 | So. | Mendenhall, Miss./Mendenhall |
| 12 | Orien Watson | G | 5-10 | 185 | So. | Memphis, Tenn./Ridgeway |
| 22 | Tony Watts | G | 6-2 | 165 | Jr. | Rolling Fork, Miss./Rolling Fork |

# NORTH CAROLINA

DECEMBER **10** CHAPEL HILL

## GENERAL INFORMATION

■ Location: Chapel Hill, N.C. ■ Enrollment: 23,592
■ Founded: 1789 ■ Chancellor: Paul Hardin
■ Conference: Atlantic Coast ■ Nickname: Tar Heels
■ Colors: Blue and White
■ Arena (Capacity): Smith Center (21,572)
■ Athletics Director: John Swofford
■ Office Phone: (919) 962-6000

## COACHING STAFF

Head Coach (Alma Mater, Year): Dean Smith (Kansas '53)
Record at North Carolina (Years): 688-203 (29)
Overall Record (Years): 688-203 (29)
Assistant Coaches (Alma Maters, Years): Bill Guthridge (Kansas State '60) Phil Ford (North Carolina '78) Randy Wiel (North Carolina '79) Dave Hanners (North Carolina '76)



*DEAN SMITH*



*RICK FOX*

## SERIES INFORMATION

Series Record: 6-14
Last Game: 1990 -- UNC 121-110
Series Record in Chapel Hill: 0-0
Coach Smith's Record vs. Kentucky: 11-3
First Meeting: 1924
Series Record in Lexington: 3-4
Series Record at Neutral Sites: 3-10

## MEDIA INFORMATION

Sports Information Director: Rick Brewer
Office Phone: (919) 962-2123
Home Phone: (919) 929-2721
SID Mailing Address:
Rick Brewer
P.O. Box 2126
Chapel Hill, N.C. 27514
Basketball Office Phone: (919) 962-1154
Best Time to Reach Coach Smith: Weekdays 11 a.m.--Noon

Basketball Contact: Rick Brewer
Office Phone: (919) 962-2123
Home Phone: (919) 929-2721
Press Row Phone: TBA
Fax Number: (919) 962-0612

## OUTLOOK INFORMATION

1989-90 Record: 21-13
Conference Record (Finish): 8-6 (3rd)
1989-90 Postseason Play: NCAA 2-1

| Starters Lost--Name | Pos. | Ht. | Wt. | PPG | RPG |
|---|---|---|---|---|---|
| Kevin Madden | F | 6-6 | 227 | 10.1 | 4.7 |
| Scott Williams | C | 6-11 | 240 | 14.5 | 7.3 |
| **Starters Returning--Name** | **Pos.** | **Ht.** | **Wt.** | **PPG** | **RPG** |
| Pete Chilcutt | F | 6-10 | 235 | 9.0 | 6.6 |
| Rick Fox | G-F | 6-7 | 231 | 16.2 | 4.6 |
| King Rice | G | 6-1 | 191 | 9.2 | 2.0 |
| **Top Newcomers--Name** | **Pos.** | **Ht.** | **Wt.** | **PPG** | **RPG** |
| Eric Montross | C | 7-0 | 245 | -- | -- |
| Derrick Phelps | G | 6-3 | 180 | -- | -- |
| Brian Reese | G-F | 6-6 | 205 | -- | -- |
| Clifford Rozier | F | 6-9 | 220 | -- | -- |
| Pat Sullivan | F | 6-7 | 205 | -- | -- |

## 1990-91 ROSTER

| NO | NAME | POS | HT | WT | CL | HOMETOWN/HIGH SCHOOL |
|---|---|---|---|---|---|---|
| 00 | Eric Montross | C | 7-0 | 245 | Fr. | Indianapolis, Ind./Lawrence North |
| 3 | Pat Sullivan | F | 6-7 | 205 | Fr. | Bogota, N.J./ Bogota |
| 4 | Kenny Harris | G | 6-2 | 180 | So. | Petersburg, Va./ Petersburg |
| 5 | Henrik Rodl | F | 6-7 | 195 | So. | Heusenslomn, W. Germany/ ChapelHill, Chapel Hill, N.C. |
| 11 | Scott Cherry | G | 6-3 | 175 | So. | Ballston Spa, N.Y./ Central Catholic, Sarasota Springs, N.Y. |
| 14 | Derrick Phelps | G | 6-3 | 180 | Fr. | Pleasantville, N.Y./ Christ the King, Middle Village, N.Y. |
| 21 | King Rice | G | 6-1 | 191 | Sr. | Binghampton, N.Y./ Binghampton |
| 31 | Brian Reese | G | 6-6 | 205 | Fr. | Bronx, N.Y./ St. Nicholas of Tolentine |
| 32 | Pete Chilcutt | F | 6-10 | 235 | Sr. | Eutaw, Ala./Tuscaloosa Academy, Tuscaloosa, Ala. |
| 33 | Kevin Salvadori | C | 6-11 | 210 | Fr. | Pittsburgh Pa./Seton-LaSalle |
| 34 | George Lynch | F | 6-7 | 210 | So. | Roanoke, Va./Patrick Henry and Flint Hill Prep |
| 40 | Hubert Davis | G | 6-4 | 177 | Jr. | Burke, Va./Lake Braddock |
| 44 | Rick Fox | G | 6-7 | 231 | Sr. | Nassau, Bahamas/ Warsaw,Warsaw, Ind. |
| 45 | Clifford Rozier | F | 6-9 | 220 | Fr. | Bradenton, Fla./Southeast |
| 55 | Matt Wenstrom | C | 7-0 | 250 | So. | Katy, Texas/Mayde Creek |

### 1989-90 RESULTS

James Madison 80-79
Villanova 78-68
Missouri 73-80
Alabama 93-101
CENTRAL FLORIDA 92-42
TOWSON STATE 87-70
Georgetown 81-93
Iowa 74-87
DEPAUL 70-51
KANSAS STATE 79-63
Kentucky 121-110
Colorado State 67-78
Colorado 106-101
OLD DOMINION 90-78
PEPPERDINE 95-69
Maryland 88-98
VIRGINIA 92-70
DUKE 79-60
N.C. State 91-81
WAKE FOREST 73-61
CLEMSON 83-60
Georgia Tech 75-102
MIAMI 87-74
N.C. STATE 77-88
Wake Forest 72-67
Virginia 80-81
MARYLAND 76-80
Clemson 61-69
GEORGIA TECH 81-79
DUKE 87-75
Virginia 85-92 OT
Southwest Missouri State 83-70
Oklahoma 79-77
Arkansas 73-96

### 1990-91 SCHEDULE

| | |
|---|---|
| 11/24 | SAN DIEGO STATE |
| 11/27 | JACKSONVILLE |
| 11/30-12/1 | at Tournament of Champions (vs. South Carolina, Houston vs. Iowa State) |
| 12/6 | ACC/BIG EAST CHALLENGE (vs. Connecticut) |
| 12/10 | KENTUCKY |
| 12/15 | ALABAMA |
| 12/22 | at Purdue |
| 12/29-12/30 | at Citrus/Red Lobster Classic (vs. DePaul, Stanford vs. Central Florida) |
| 1/3 | at Cornell |
| 1/5 | vs. Notre Dame |
| 1/9 | MARYLAND |
| 1/12 | at Virginia |
| 1/16 | N.C. STATE |
| 1/19 | at Duke |
| 1/23 | at Wake Forest |
| 1/27 | GEORGIA TECH |
| 1/31 | at Clemson |
| 2/6 | at N.C. State |
| 2/9 | VIRGINIA |
| 2/13 | WAKE FOREST |
| 2/16 | at Maryland |
| 2/18 | THE CITADEL |
| 2/23 | CLEMSON |
| 2/28 | at Georgia Tech |
| 3/3 | DUKE |
| 3/8-10 | ACC Tournament |

DECEMBER 1 INDIANAPOLIS

# NOTRE DAME

## GENERAL INFORMATION

■ Location: South Bend, Ind. ■ Enrollment: 9,829
■ Founded: 1849 ■ President: Rev. Edward A. Malloy, C.S.C.
■ Conference: Independent ■ Nickname: Fighting Irish
■ Colors: Blue and Gold
■ Arena (Capacity): Joyce Center (11,418)
■ Athletics Director: Dick Rosenthal
■ Office Phone: (219) 239-6107

## COACHING STAFF

Head Coach (Alma Mater, Year): Richard "Digger" Phelps (Rider '63)
Record at Notre Dame (Years): 381-177 (19)
Overall Record (Years): 407-180 (20)
Assistant Coaches (Alma Maters, Years): Matt Kilcullen (Herbert H. Lehman '76) Fran McCaffery (Pennsylvania '82)
Jeff Nix (Canisius '80)

## SERIES INFORMATION

Series Record: 31-17
Last Game: 1990 — ND 80-67
Series Record in South Bend: 2-7
Coach Phelps' Record vs. Kentucky: 5-11
First Meeting: 1929
Series Record in Lexington: 2-0
Series Record at Neutral Sites: 27-10



*DIGGER PHELPS*

## MEDIA INFORMATION

Sports Information Director: John Heisler
Office Phone: (219) 239-7516
Home Phone: (219) 277-3523
SID Mailing Address:
Jim Daves
Athletic and Convocation Center
South Bend, Ind. 46556
Basketball Office Phone: (219) 239-6225
Best Time to Reach Coach Phelps: Mid-week Teleconference
Basketball Contact: Jim Daves
Office Phone: (219) 239-7516
Home Phone: (219) 233-8515
Press Row Phone: (219) 239-5309
Fax Number: (219) 239-7941



*LaPHONSO ELLIS*

## OUTLOOK INFORMATION

1989-90 Record: 16-13
Conference Record (Finish): N/A
1989-90 Postseason Play: NCAA 0-1

| Starters Lost—Name | Pos | Ht. | Wt | PPG | RPG |
|---|---|---|---|---|---|
| Joe Fredrick | G | 6-4 | 193 | 13.0 | 1.6 |
| Keith Robinson | F | 6-9 | 230 | 14.7 | 7.9 |
| **Starters Returning—Name** | **Pos.** | **Ht.** | **Wt** | **PPG** | **RPG** |
| Elmer Bennett | G | 6-1 | 165 | 10.9 | 1.6 |
| LaPhonso Ellis | F | 6-9 | 238 | 14.0 | 12.6 |
| Monty Williams | F | 6-7 | 205 | 7.7 | 3.7 |
| **Top Newcomers—Name** | **Pos.** | **Ht.** | **Wt.** | **PPG** | **RPG** |
| Carl Cozen | F | 6-6 | 220 | 19.3 | 9.3 |
| Joe Ross | F | 6-10 | 215 | 14.6 | 10.0 |
| Jon Ross | F | 6-9 | 210 | 18.7 | 9.7 |
| Brooks Boyer | F | 6-3 | 185 | 21.9 | 7.0 |

## 1990-91 ROSTER

| NO | NAME | POS | HT | WT | CL | HOMETOWN/HIGH SCHOOL |
|---|---|---|---|---|---|---|
| 12 | Elmer Bennett | G | 6-1 | 165 | Jr. | Houston, Texas /Bellaire |
| 15 | Brooks Boyer | G | 6-3 | 185 | Fr. | Jackson, Miss. /Lumen Christi |
| 50 | Carl Cozen | F | 6-6 | 220 | Fr. | Chicago, Ill. /Marist |
| 35 | Kevin Ellery | F | 6-5 | 225 | Sr. | Springfield, Ky./Washington, Co. |
| 20 | LaPhonso Ellis | F | 6-9 | 238 | Jr.. | East St. Louis, Ill. /Lincoln |
| 53 | Joe Ross | F-C | 6-10 | 215 | Fr. | Wabash, Ind. /Northfield |
| 54 | Jon Ross | F | 6-9 | 210 | Fr. | Wabash, Ind. /Northfield |
| 10 | Tim Singleton | G | 6-1 | 180 | Sr. | New Orleans, La. /Carver |
| 22 | Daimon Sweet | G-F | 6-5 | 200 | Jr. | Beaumont, Texas /Central |
| 5 | Keith Tower | C | 6-11 | 235 | Jr. | Pittsburgh, Pa. /Moon Area |
| 32 | Monty Williams | F | 6-7 | 205 | So. | Forest Heights, Md. /Potomac |

## 1989-90 RESULTS

SAN FRANCISCO 84-64
Louisville 73-84
Indiana 72-81
Marquette 68-80
UCLA 86-84 VALPARAISO 97-70
LAFAYETTE 86-71
BUTLER 97-65
Creighton 75-77 OT
USC 86-81
Boston College 80-67
LaSalle 78-86
Rutgers 74-69
LSU 64-87
WICHITA STATE 88-78
MIAMI 107-60
DAYTON 97-79
Duke 76-88
Southern Methodist 63-49
Houston 82-93
MARQUETTE 79-76
Syracuse 66-65
DEPAUL 62-63
GEORGIA TECH 80-88 OT
Dayton 79-97
MISSOURI 98-67
KENTUCKY 80-67
DePaul 59-64
Virginia 67-75

## 1990-91 SCHEDULE

| | |
|---|---|
| 11/15-23 | at Dodge NIT |
| 11/28 | INDIANA |
| 12/1 | at Big Four Classic vs. Kentucky |
| 12/3 | at Butler |
| 12/8 | UCLA |
| 12/12 | USC |
| 12/22 | PORTLAND |
| 1/2 | VALPARAISO |
| 1/5 | at North Carolina |
| 1/6 | USSR |
| 1/10 | at Wichita State |
| 1/12 | at Miami |
| 1/15 | WEST VIRGINIA |
| 1/17 | MARQUETTE |
| 1/22 | RUTGERS |
| 1/26 | VIRGINIA |
| 1/29 | at Dayton |
| 1/31 | BOSTON COLLEGE |
| 2/2 | DUKE |
| 2/6 | LaSALLE |
| 2/9 | SYRACUSE |
| 2/12 | at Marquette |
| 2/16 | at Temple |
| 2/18 | CREIGHTON |
| 2/20 | DEPAUL |
| 2/23 | at St. John's |
| 2/26 | at Dayton |
| 3/2 | at Louisville |
| 3/4 | at Missouri |
| 3/9 | at DePaul |

# PENNSYLVANIA

NOVEMBER **24** LEXINGTON

## GENERAL INFORMATION

■ Location: Philadelphia, Pa. ■ Enrollment: 9,300
■ Founded: 1740 ■ President: Dr. Sheldon Hackney
■ Conferences: Ivy League & Philadelphia Big Five
■ Nickname: Quakers ■ Colors: Red and Blue
■ Arena (Capacity): The Palestra (8,700)
■ Athletics Director: Paul Rubincam
■ Office Phone: (215) 898-6121

## COACHING STAFF

Head Coach (Alma Mater, Year): Fran Dunphy (La Salle '70)
Record at Penn (Years): 12-14 (1)
Overall Record (Years): 12-14 (1)
Assistant Coaches (Alma Maters, Years): Fran O'Hanlon (Villanova '70), Gil Jackson (Elizabethtown College '69).



*FRAN DUNPHY*



*RAY MARSHALL*

## SERIES INFORMATION

Series Record: 2-0
Last Game: 1968 — UK 102, UP 78
Series Record in Philadelphia: 1-0
Coach Dunphy's Record vs. Kentucky: 0-0
First Meeting: 1967
Series Record in Lexington: 1-0
Series Record at Neutral Sites: 0-0

## MEDIA INFORMATION

Sports Information Director: Steve Hurlbut
Office Phone: (215) 898-6128
Home Phone: (215) 748-3111
SID Mailing Address:
University of Pennsylvania
235 South 33rd Street
Philadelphia, PA 19104
Basketball Office Phone: (215) 898-6128
Best Time to Reach Coach Dunphy: Weekdays

Basketball Contact: Brett Hoover
Office Phone: (215) 898-6128
Home Phone: (215) 534-7994
Press Row Phone: (215) 898-6159
Fax Number: (215) 898-1747

## OUTLOOK INFORMATION

1989-90 Record: 12-14
Conference Record (Finish): 7-7 (3rd) Ivy League 0-5 (5th) Big Five
1989-90 Postseason Play: N/A

| Starters Lost—Name | Pos. | Ht. | Wt. | PPG | RPG |
|---|---|---|---|---|---|
| Jerry Simon | G | 6-6 | 180 | 15.1 | 5.4 |
| Tyrone Gilliams | G | 6-2 | 180 | 10.0 | 3.1 |
| **Starters Returning—Name** | **Pos.** | **Ht.** | **Wt.** | **PPG** | **RPG** |
| Hassan Duncombe | C | 6-7 | 250 | 19.1 | 7.7 |
| Paul McMahon | G | 6-4 | 194 | 8.2 | 4.1 |
| Paul Chambers | G | 5-10 | 165 | 6.2 | 2.4 |
| Ray Marshall | C-F | 6-7 | 245 | 4.9 | 4.5 |
| **Top Newcomers—Name** | **Pos.** | **Ht.** | **Wt.** | **PPG** | **RPG** |
| Will Brown | G | 6-5 | 190 | 35.9 | — |
| Will McAlister | G | 6-2 | 175 | 24.5 | 7.0 |

## 1990-91 ROSTER

| NO | NAME | POS | HT | WT | CL | HOMETOWN/HIGH SCHOOL |
|---|---|---|---|---|---|---|
| 20 | Jeff Blount | F | 6-6 | 195 | So. | Dunwoody, Ga./Marist |
| | Will Brown | G | 6-5 | 190 | Fr. | Miller Place, N.Y./Miller Pl. |
| 14 | Paul Chambers | G | 5-10 | 165 | Jr. | Newtown Square, Pa./Episcopal |
| 00 | Vince Curran | F | 6-7 | 240 | Sr. | Villanova, Pa./St. Joseph's |
| 32 | Sean Dineen | F | 6-7 | 225 | Sr. | Covington, Ky./Cov. Catholic |
| 3 | Ken Graf | G | 6-1 | 165 | Jr. | Dillsburg, Pa./Northern |
| | Ken Hans | F | 6-6 | 212 | Fr. | Delran, N.J./Holy Cross |
| 21 | Bill Helm | F | 6-5 | 95 | Jr. | Lewistown, Pa./Lewistown Area |
| | Gary Langham | G | 6-2 | 178 | Fr. | LaSalle, Ill./LaSalle-Peru |
| 52 | Ray Marshall | C/F | 6-7 | 245 | Sr. | Virginia Beach, Va./Green Run |
| | Will McAlister | G | 6-2 | 175 | Fr. | Blackwood, N.J./Highland Reg. |
| 34 | Paul McMahon | G | 6-4 | 194 | Sr. | West Haven, Conn./West Haven |
| | Mike Milobsky | F | 6-7 | 195 | Jr. | Potomac, Md./Winston Churchill |
| | Barry Pearce | F/G | 6-3 | 187 | Fr. | Norristown, Pa./Hill School |
| | Dan Purdy | G | 6-2 | 172 | Fr. | New Hampton, N.H./New Hampton |
| 40 | Scott Schewe | F | 6-5 | 219 | Sr. | Cheboygan, Mich./Okemos |

## 1989-90 RESULTS

**LEHIGH, 69-64**
**TEMPLE, 54-55**
**Villanova, 46-75**
**Navy, 90-81**
**La Salle, 83-86**
**Santa Clara, 59-76**
**Iona, 49-52**
**St. Mary's, 86-91**
**Princeton, 44-56**
**Brown, 65-67**
**Yale, 69-62**
**ST. JOSEPH'S, 69-77**
**COLGATE, 90-84**
**LAFAYETTE, 69-53**
**Southern Methodist, 56-49**
**Cornell, 73-75**
**Columbia, 78-72**
**PRINCETON, 51-50**
**DARTMOUTH, 76-61**
**HARVARD, 97-105**
**YALE, 72-79**
**BROWN, 86-71**
**Harvard, 85-83**
**Dartmouth, 71-83**
**COLUMBIA, 69-74**
**CORNELL, 81-68**

## 1990-91 SCHEDULE

| | |
|---|---|
| 11/24 | L at Kentucky 62-85 |
| 11/28 | SOUTHERN METHODIST |
| 12/1 | La SALLE |
| 12/4 | VILLANOVA |
| 12/7 | NAVY |
| 12/28-29 | at Kactus Klassic (Arizona State, Michigan, Texas) |
| 1/8 | at Colgate |
| 1/11 | BROWN |
| 1/12 | YALE |
| 1/15 | at St. Joseph's |
| 1/23 | at Lehigh |
| 1/28 | at Lafayette |
| 2/1 | HARVARD |
| 2/2 | DARTMOUTH |
| 2/3 | PRINCETON |
| 2/8 | at Columbia |
| 2/9 | at Cornell |
| 2/15 | at Yale |
| 2/16 | at Brown |
| 2/22 | CORNELL |
| 2/23 | COLUMBIA |
| 2/26 | at Princeton |
| 3/1 | at Dartmouth |
| 3/2 | at Harvard |

JANUARY 12 KNOXVILLE

FEBRUARY 13 LEXINGTON

# TENNESSEE

## GENERAL INFORMATION

■ Location: Knoxville, Tennessee ■ Enrollment: 25,987
■ Founded: 1794 ■ President: Lamar Alexander
■ Chancellor: Dr. John J. Quinn ■ Conference: Southeastern
■ Nickname: Volunteers ■ Colors: Orange and White
■ Arena (Capacity): Thompson-Boling (24,535)
■ Athletics Director: Doug Dickey
■ Office Phone: (615) 974-1224

### 1989-90 RESULTS

Austin Peay 71-69
Memphis State 72-91
EAST TENNESSEE STATE 70-83
NEW MEXICO 96-85 OT
OREGON STATE 90-96 OT
MISSISSIPPI 71-67
South Carolina 67-60
WEST CAROLINA 92-66
FORDHAM 85-93
WASHINGTON STATE 83-82
AUBURN 72-70
MISSISSIPPI STATE 82-77
Louisiana State 94-111
Florida 80-75
Kentucky 83-95
ALABAMA 78-70
Georgia 77-85
VANDERBILT 73-72
Auburn 83-89
Mississippi State 84-83 OT
LOUISIANA STATE 113-119
Mississippi 80-81
FLORIDA 75-57
KENTUCKY 102-100
Alabama 73-87
GEORGIA 93-83
Vanderbilt 74-98
Mississippi 86-87
Memphis State (NIT) 73-71
Vanderbilt (NIT) 85-89

### 1990-91 SCHEDULE

| | |
|---|---|
| 11/23 | TENNESSEE STATE |
| 11/27 | MEMPHIS STATE |
| 11/29 | KENT STATE |
| 12/2 | UT-CHATTANOOGA |
| 12/15 | AUSTIN PEAY |
| 12/17 | VA. COMMONWEALTH |
| 12/20 | at New Mexico |
| 12/22 | at Oregon State |
| 12/27-29 | at Rainbow Classic (vs Wichita State) |
| 1/2 | MISSISSIPPI STATE |
| 1/5 | at Georgia |
| 1/8 | at Vanderbilt |
| 1/12 | KENTUCKY |
| 1/16 | at Florida |
| 1/19 | AUBURN |
| 1/22 | LOUISIANA STATE |
| 1/26 | at Mississippi |
| 1/30 | ALABAMA |
| 2/2 | at Mississippi State |
| 2/6 | GEORGIA |
| 2/9 | VANDERBILT |
| 2/13 | at Kentucky |
| 2/16 | FLORIDA |
| 2/19 | at Auburn |
| 2/23 | at Louisiana State |
| 2/25 | NORTH CAROLINA STATE |
| 2/27 | MISSISSIPPI |
| 3/2 | at Alabama |
| 3/7-10 | SEC TOURNAMENT |

## COACHING STAFF

Head Coach (Alma Mater, Year): Wade Houston (Louisville '66)
Record at Tennessee (Years): 16-14 (1)
Overall Record (Years): Same
Assistant Coaches (Alma Maters, Years): Ray Martin (Notre Dame '77) Steve Crum (Louisville '86) Dean Lockwood (Spring Arbor '82)

## SERIES INFORMATION

Series Record: 111-56 — First Meeting: 1910
Last Game: 1990 — UT 102-100 — Series Record in Lexington: 65-14
Series Record in Knoxville: 37-38 — Series Record at Neutral Sites: 9-4
Coach Houston Record vs. Kentucky: 1-1



*WADE HOUSTON*

## MEDIA INFORMATION

Sports Information Director: Bud Ford
Office Phone: (615) 974-1212
Home Phone: (615) 922-1657
SID Mailing Address:
David Grim
P.O. Box 15016
Knoxville, Tennessee 37901

Basketball Contact: David Grim
Office Phone: (615) 974-1212
Home Phone: (615) 584-7018
Press Row Phone: (615) 544-0789
Fax Number: (615) 974-1269

Basketball Office Phone: (615) 974-1206
Best Time to Reach Coach Houston: Weekdays 11 a.m.-Noon



*ALLAN HOUSTON*

## OUTLOOK INFORMATION

1989-90 Record: 16-14
Conference Record (Finish): 10-8 (T-4th)
1989-90 Postseason Play: NIT 1-1

| Starters Lost—Name | Pos. | Ht. | Wt. | PPG | RPG |
|---|---|---|---|---|---|
| Ian Lockhart | G | 6-8 | 245 | 13.1 | 10.9 |
| **Starters Returning—Name** | **Pos.** | **Ht.** | **Wt.** | **PPG** | **RPG** |
| Allan Houston | G | 6-5 | 185 | 20.3 | 2.9 |
| Greg Bell | G | 6-3 | 185 | 16.6 | 3.2 |
| Ronnie Reese | F | 6-8 | 200 | 9.1 | 5.8 |
| **Top Newcomers—Name** | **Pos.** | **Ht.** | **Wt.** | **PPG** | **PPG** |
| Norman Marlbury | G | 6-3 | 185 | 21.5 | 1.5 |
| Daryl Milson | F | 6-6 | 205 | 26.0 | 2.0 |
| Keith Whitted | F | 6-8 | 210 | 22.0 | 1.0 |

### 1990-91 ROSTER

| NO | NAME | POS | HT | WT | CL | HOMETOWN/HIGH SCHOOL |
|---|---|---|---|---|---|---|
| 23 | Bell, Greg | G | 6-3 | 185 | Sr. | London, W.Va. /DuPont |
| 30 | Curry, Michael | F | 6-9 | 235 | Jr. | Decatur, Ga. /Columbia |
| 55 | Goodson, Gannon | C/F | 6-8 | 245 | Jr.. | Birmingham, Ala./Shades Valley |
| 33 | Groves, Carlus | F | 6-7 | 235 | So. | Cross Plains, Tenn./E. Robertson |
| 20 | Houston, Allan | G | 6-5 | 185 | So. | Louisville /Ballard |
| | Milson, Daryl | F | 6-6 | 205 | Fr. | Savannah, Ga. /Savannah |
| 10 | Price, Jay | G | 6-2 | 190 | Jr. | Chattanooga, Tenn. /Brainerd |
| 34 | Reese, Ronnie | F | 6-8 | 200 | Sr. | Franklin, Va. /Franklin |
| 25 | Rivers, Steve | G | 6-4 | 200 | So. | Charlotte, N.C. /W. Charlotte |
| 54 | Robinson, Ronnie | F | 6-9 | 225 | Fr. | Cookeville, Tenn. /Cookeville |
| 22 | Wiseman, Lang | G | 6-4 | 185 | So. | Arlington, Tenn. /Bolton |

# U.T. CHATTANOOGA

DECEMBER **15** LEXINGTON

## GENERAL INFORMATION

■ Location: Chattanooga, Tennessee ■ Enrollment: 7,564
■ Founded: 1886 Chancellor: Dr. Frederick Obear
■ Conference: Southern ■ Nickname: Moccasons
■ Colors: Navy Blue and Old Gold
■ Arena (Capacity): UTC Arena (11,218)
■ Athletics Director: Ed Farrell
■ Office Phone: (615) 755-4495

## COACHING STAFF

Head Coach (Alma Mater, Year): Mack McCarthy (Virginia Tech '74)
Record at Tennessee Chattanooga (Years): 94-57 (5)
Overall Record (Years): Same
Assistant Coaches (Alma Maters, Years): Henry Dickerson (Charleston '73)
John Gibson (Tennessee Chattanooga ' 88) Bill Gleason (DePaul '52)



*MARK McCARTHY*



*DERRICK KIRCE*

## SERIES INFORMATION

Series Record: 9-0
Last Game: 1935 — UK, 66-19
Series Record in Chattanooga: 2-0
Coach Record vs. Kentucky: 0-0
First Meeting: 1914
Series Record in Lexington: 7-0
Series Record at Neutral Sites: 0-0

## MEDIA INFORMATION

Sports Information Director: Neil Magnussen
Office Phone: (615) 755-4618
Home Phone: (615) 875-6300
SID Mailing Address:
Neil Magnussen
615 McCallie Avenue
Chattanooga, Tennessee 37403-2598
Basketball Office Phone: (615) 755-4681
Best Time to Reach Coach McCarthy: Weekdays 9 a.m.- 10 a.m.

Basketball Contact: Neil Magnussen
Office Phone: (615) 755-4618
Home Phone: (615) 875-6300
Press Row Phone: (615) 756-5832
Fax Number: (615) 755-4610

## OUTLOOK INFORMATION

1989-90 Record: 14-14
Conference Record (Finish): 7-7 (4th)
1989-90 Postseason Play: N/A

| Starters Lost—Name | Pos. | Ht. | Wt | PPG | RPG |
|---|---|---|---|---|---|
| None | | | | | |
| **Starters Returning—Name** | **Pos.** | **Ht.** | **Wt.** | **PPG** | **RPG** |
| Tommy Bankston | F | 6-3 | 195 | 9.5 | 4.3 |
| Derrick Kirce | F | 6-6 | 225 | 20.1 | 7.6 |
| Eric Spivey | G | 5-10 | 165 | 12.2 | 2.9 |
| Larry Stewart | G | 6-3 | 185 | 4.8 | 3.4 |
| Mareo Williams | F | 6-8 | 205 | 3.3 | 2.3 |
| **Top Newcomers—Name** | **Pos.** | **Ht.** | **Wt.** | **PPG** | **RPG** |
| Brandon Born | F | 6-5 | 175 | 20.0 | -- |
| Tee Jay Jackson | G | 6-1 | 195 | -- | -- |
| Shane Neal | G | 6-2 | 140 | 20.8 | -- |
| Keith Nelson | F | 6-7 | 215 | -- | -- |
| Lavert Treats | F | 6-6 | 195 | -- | -- |

## 1990-91 ROSTER

| NO | NAME | HT | WT | CL | HOMETOWN/HIGH SCHOOL |
|---|---|---|---|---|---|
| 32 | Brandon Born | 6-5 | 175 | Fr. | Ringgold, Ga. |
| 12 | Tyrone Enoch | 5-10 | 160 | Sr. | Harvey, Ill. |
| 34 | Tee Jay Jackson | 6-1 | 195 | Jr. | Bowling Rock, Ill. |
| 11 | Derrick Kirce | 6-6 | 225 | Sr. | Sarasota, Fla. |
| 20 | Shane Neal | 6-2 | 140 | Fr. | Marietta, Ga. |
| 3 | Keith Nelson | 6-7 | 215 | Jr. | Louisville, Ky. |
| 44 | Bart Redden | 6-5 | 200 | So. | Baton Rouge, La. |
| 22 | Patrick Shepphard | 6-4 | 195 | Jr. | Atlanta, Ga. |
| 15 | Eric Spivey | 5-10 | 165 | Sr. | Atlanta, Ga. |
| 5 | Larry Stewart | 6-3 | 185 | Jr. | South Holland, Ill. |
| 55 | Lavert Treats | 6-6 | 195 | Jr. | Milwaukee, Wisc. |
| 41 | Maceo Williams | 6-8 | 205 | So. | Atlanta, Ga. |

### 1989-90 RESULTS

SOUTH CAROLINA-AIKEN, 7-35
KENNESAW 81-68
Navy, 86-81
California-Irvine, 74-72
Pepperdine, 82-96
TENNESSEE STATE, 98-102
GEORGIA STATE, 72-62
TENNESSEE TECH, 77-82
LOYOLA OF CHICAGO, 59-61
SOUTHERN MISSISSIPPI, 69-66
ST. BONAVENTURE, 72-62
SOUTHERN ILLINOIS, 78-95
S.W. Louisiana, 84-100
APPALACHIAN STATE, 56-70
EAST TENNESSEE STATE, 7-75
Marshall, 83-86
WESTERN CAROLINA, 65-62
Virginia Military, 72-75
THE CITADEL, 82-61
FURMAN, 83-82
East Tennessee, 73-93
Appalacian State, 74-75
VIRGINIA MILITARY, 78-63
MARSHALL, 60-69
Western Carolina, 95-85
Furman, 70-69
The Citadel, 81-78
Virginia Military, 69-83

### 1990-91 SCHEDULE

| | |
|---|---|
| 11/18 | SOUTH CAROLINA-AIKEN |
| 11/26 | at Wisconsin-Milwaukee |
| 11/30 | MISSISSIPPI STATE |
| 12/2 | at Tennessee |
| 12/7-8 | GODFATHER S CLASSIC (vs. Northeast Illinois, Tennessee State vs. South Carolina State) |
| 12/15 | at Kentucky |
| 12/18 | MERCER |
| 12/21 | ALABAMA |
| 12/28-29 | DR. PEPPER CLASSIC(vs. San Francisco, Alabama State vs. Cal-Irvine) |
| 1/2 | at Tennessee Tech |
| 1/5 | at Western Carolina |
| 1/ 7 | COLUMBUS COLLEGE |
| 1/12 | at Marshall |
| 1/14 | at Virginia Military |
| 1/19 | APPALACHIAN STATE |
| 1/21 | EAST TENNESSEE STATE |
| 1/26 | at The Citadel |
| 1/28 | at Furman |
| 2/2 | WESTERN CAROLINA |
| 2/9 | VIRGINIA MILITARY |
| 2/11 | MARSHALL |
| 2/16 | at East Tennessee State |
| 2/18 | at Appalachian State |
| 2/23 | THE CITADEL |
| 2/26 | FURMAN |
| 3/1-3 | at Southern Conference Tournament |

JANUARY 19 LEXINGTON

FEBRUARY 20 NASHVILLE

# VANDERBILT

## GENERAL INFORMATION

■ Location: Nashville, Tennessee ■ Enrollment: 8,694
■ Founded: 1873 ■ Chancellor: Joe B. Wyatt
■ Conference: Southeastern ■ Nickname: Commodores
■ Colors: Black and Gold
■ Arena (Capacity): Memorial Gymnasium (15,378)
■ Athletics Director: Paul Hoolahan
■ Office Phone: (615) 322-4831

### 1989-90 RESULTS

Southern Methodist 65-60
TENNESSEE TECH 76-89
VIRGINIA 68-64
Louisville 75-101
KANSAS STATE 91-81
ALABAMA-BIRMINGHAM 87-74
SAMFORD 100-76
ALASKA-ANCHORAGE 85-81
NORTHWESTERN 81-80
Alabama 68-67
KENTUCKY 92-85
MISSISSIPPI 86-79
Georgia 81-108
Louisiana State 72-101
Auburn 79-82
Florida 71-64
MISSISSIPPI STATE 81-68
Tennessee 72-73
ALABAMA 56-65
Kentucky 73-100
Mississippi 67-68
GEORGIA 66-67
LOUISIANA STATE 108-121
AUBURN 74-87
FLORIDA 67-54
Mississippi State 68-83
TENNESSEE 98-74
Florida 68-58
Georgia 78-74 OT
Mississippi 62-65
LOUISIANA TECH 98-90 OT
TENNESSEE 89-85
NEW ORLEANS 88-65
Penn State 75-62
St. Louis 74-72

### 1990-91 SCHEDULE

| | |
|---|---|
| 11/14-23 | Dodge NIT (Vanderbilt at Arkansas) |
| 11/26 | N. C. - ASHEVILLE |
| 11/30-12/1 | At Stanford Invitational (George Washington, Hawaii, Stanford, Vandy) |
| 12/4 | INDIANA |
| 12/ 8 | at Virginia |
| 12/20 | VIRGINIA MILITARY |
| 12/22 | S. METHODIST |
| 12/28-12/29 | MUSIC CITY INVIT. TOURNAMENT (Austin Peay, Fordham, Rice, Vanderbilt) |
| 1/2 | at Louisiana State |
| 1/5 | at Mississippi State |
| 1/9 | TENNESSEE |
| 1/12 | ALABAMA |
| 1/16 | at Auburn |
| 1/19 | at Kentucky |
| 1/23 | MISSISSIPPI |
| 1/26 | GEORGIA |
| 1/ 30 | at Florida |
| 2/2 | LOUISIANA STATE |
| 2/6 | MISSISSIPPI STATE |
| 2/9 | at Tennessee |
| 2/13 | at Alabama |
| 2/16 | AUBURN |
| 2/20 | KENTUCKY |
| 2/23 | at Mississippi |
| 2/27 | at Georgia |
| 3/2 | FLORIDA |
| 3/7-10 | SEC TOURNAMENT |

## COACHING STAFF

Head Coach (Alma Mater, Year): Eddie Fogler (North Carolina, '70)
Record at Vanderbilt (Years): 21-14 (1)
Overall Record (Years): 82-46 (4)
Assistant Coaches (Alma Maters, Years): Rick Callahan (Salem, '80) Neil Dougherty (Cameron '84) Mark Elliott (Vanderbilt '80) Mike Petrone (Austin Peay '69)



*EDDIE FOGLER*

## SERIES INFORMATION

Series Record: UK, 101-33 — First Meeting: 1912
Last Game: 1990 — UK 100-73 — Series Record in Lexington: 55-12
Series Record in Nashville: 42-17 — Series Record at Neutral Sites: 4-4
Coach Fogler's Record vs. Kentucky : 1-1

## MEDIA INFORMATION

Sports Information Director: Lew Harris
Office Phone: (615) 322-4121
Home Phone: (615) 356-6190
SID Mailing Address:
Tony Neely
Vanderbilt University
P.O. Box 120158
Nashville, Tennessee 37212

Basketball Contact: Tony Neely
Office Phone: (615) 322-4121
Home Phone: (615) 391-5894
Press Row Phone: (615) 320-0436
Fax Number: (615) 343-7064

Basketball Office Phone: (615) 322-6530
Best Time to Reach Coach Fogler: Weekdays 9 a.m.-noon



*SCOTT DRAUD*

## OUTLOOK INFORMATION

1989-90 Record: 21-14
Conference Record (Finish): 7-11 (8th)
1989-90 Postseason Play: NIT, 5-0

| Starters Lost—Name | Pos. | Ht. | Wt. | PPG | RPG |
|---|---|---|---|---|---|
| Derrick Wilcox | G | 5-11 | 175 | 11.8 | 3.3 |
| Eric Reid | F | 6-8 | 220 | 10.5 | 5.8 |
| **Starters Returning—Name** | **Pos.** | **Ht.** | **Wt.** | **PPG** | **RPG** |
| Scott Draud | G | 6-2 | 182 | 15.6 | 2.0 |
| **Top Newcomers—Name** | **Pos.** | **Ht.** | **Wt.** | **PPG** | **RPG** |
| Bruce Elder | F-G | 6-5 | 180 | 17.2 | 5.6 |
| Matt Maloney | G | 6-3 | 190 | 21.6 | 6.0 |
| John Amaechi | C-F | 6-9 | 258 | 12.0 | 11.0 |
| Aaron Beth | G | 5-10 | 150 | 21.6 | – – |
| Rob Nunnery | C | 7-1 | 215 | 9.0 | 8.0 |

## 1990-91 ROSTER

| NO | NAME | POS | HT | WT | CL | HOMETOWN/HIGH SCHOOL |
|---|---|---|---|---|---|---|
| 5 | Bruce Elder | F-G | 6-5 | 180 | So. | Marietta, Ga./Lassiter |
| 10 | Aaron Beth | G | 5-10 | 150 | Fr. | Calvert City, Ky./Marshall Co. |
| 11 | John Amaechi | C-F | 6-9 | 258 | Fr. | Manchester, England/ St. Johns, Toledo, Ohio |
| 12 | Matt Maloney | G | 6-3 | 190 | Fr. | Haddonfield, N.J./Memorial |
| 13 | Scott Draud | G | 6-2 | 182 | Sr. | Crestview Hills, Ky./ Ft. Thomas Highlands |
| 20 | Kevin Anglin | G-F | 6-4 | 179 | So. | Franklin, Tenn./Franklin |
| 21 | Willy Daunic | G | 6-3 | 164 | So. | Maitland, Fla./Winter Park |
| 31 | Steve Grant | F | 6-7 | 209 | Sr. | Marietta, Ga./Sprayberry |
| 32 | Todd Milholland | F-C | 6-10 | 218 | Jr. | Waverly, Tenn./Central |
| 35 | Morgan Wheat | F | 6-5 | 207 | Jr. | West Des Moines, Iowa/Valley |
| 40 | Charles Mayes | F | 6-7 | 210 | Sr. | Nashville, Tenn./ Montgomery Bell |
| 41 | Dan Hall | F | 6-7 | 197 | So. | Benton, Ky./Marshall Co. |
| 51 | Rob Nunnery | C | 7-1 | 215 | Fr. | Berea, Ky./Berea |
| 55 | Fred Benjamin | C | 6-11 | 249 | Jr. | Manhattan, N.Y./Millbrook |

# WESTERN KY.

DECEMBER **21** LOUISVILLE

## GENERAL INFORMATION

■ Location: Bowling Green, Ky. ■ Enrollment: 14,821
■ Founded: 1906 ■ President: Dr. Thomas C. Meredith
■ Conference: Sun Belt ■ Nickname: Hilltoppers
■ Colors: Red and White
■ Arena (Capacity): E.A. Diddle (12,000)
■ Athletics Director: Jimmy Feix
■ Office Phone: (502) 745-3542

## COACHING STAFF

Head Coach (Alma Mater, Year): Ralph Willard (Holy Cross '67)
Record at Western Kentucky (Years): 0-0 (First season)
Overall Record (Years): 0-0 (First season)
Assistant Coaches (Alma Maters, Years): Charles Cunningham (North Alabama '73)
Tom Crean (Central Michigan '89) Paul Peck (Union, Ky. '77) Jim Christian (Rhode Island '88)



*RALPH WILLARD*



*JERRY ANDERSON*

## SERIES INFORMATION

Series Record 1-1
Last Game: 1986 — UK 71-64
Series Record in Bowling Green: 0-0
Coach Willard's Record vs. Kentucky: 0-0
First Meeting: 1971
Series Record in Lexington: 0-0
Series Record at Neutral Sites 1-1

## MEDIA INFORMATION

Sports Information Director: Paul Just
Office Phone: (502) 745-4295
Home Phone: (502) 781-4852
SID Mailing Address:
Paul Just
Office of University Relations
Western Kentucky University
Bowling Green, Ky. 42101
Basketball Office Phone: (502) 745-2131
Basketball Contact: Paul Just
Office Phone: (502) 745-4295
Home Phone: (502) 781-4852
Press Row Phone: (502) 745-4298
Fax Number: (502) 745-5387
Best Time to Reach Coach Willard: Weekday mornings

## OUTLOOK INFORMATION

1989-90 Record: 13-17
Conference Record (Finish): 7-7 (3rd)
1989-90 Postseason Play: N/A

| Starters Lost—Name | Pos. | Ht. | Wt. | PPG | RPG |
|---|---|---|---|---|---|
| Roland Shelton | G | 6-4 | 200 | 18.2 | 3.0 |
| Rodney Ross | C | 6-8 | 220 | 8.5 | 9.5 |
| **Starters Returning—Name** | **Pos.** | **Ht.** | **Wt.** | **PPG** | **RPG** |
| Jerry Anderson | F | 6-8 | 205 | 12.3 | 5.5 |
| Anthony Palm | G | 6-1 | 170 | 9.1 | 3.0 |
| Joe Lightfoot | F-G | 6-3 | 185 | 5.8 | 3.4 |
| **Top Newcomers—Name** | **Pos.** | **Ht.** | **Wt.** | **PPG** | **RPG** |
| Jack Jennings | F | 6-6 | 240 | 20.0 | 8.0 |
| Jason Eitutis | F-C | 6-9 | 205 | 23.1 | 10.1 |
| Patrick Butts | G | 6-1 | 160 | 15.0 | |

## 1990-91 ROSTER

| NO | NAME | POS | HT. | WT | CL | HOMETOWN/HIGH SCHOOL |
|---|---|---|---|---|---|---|
| 32 | Jerry Anderson | F-C | 6-8 | 205 | Sr. | Brooklyn, N.Y. Laurinburg, N.C. JC |
| 30 | Scott Boley | F | 6-8 | 210 | Jr. | Hodgenville, Ky. /LaRue Co. |
| 34 | Bryan Brown | F | 6-7 | 195 | So. | Austell, Ga. Atlanta Douglass |
| 24 | Karl Brown | F | 6-6 | 230 | So. | Cincinnati, Ohio /Withrow |
| 12 | Rich Burns | G | 6-3 | 150 | So. | Cleveland, Tenn. /Cleveland |
| 22 | Patrick Butts | G | 6-1 | 160 | Fr. | Milledgeville, Ga./Baldwin Co. |
| 4 | Jason Eitutis | F-C | 6-9 | 205 | Fr. | Radcliff, Ky. /North Hardin |
| 40 | Will Gregory | F | 6-8 | 210 | So. | Auburn, Ala. /Auburn |
| 34 | Jack Jennings | F | 6-6 | 240 | Jr. | Covington, Ky. /Sullivan JC |
| 13 | Joe Lightfoot | G | 6-3 | 185 | Sr. | Kankakee, Ill. /Kankakee JC |
| 10 | Anthony Palm | G | 6-1 | 170 | Sr. | Gary, Ind. /Triton, Ill. JC |
| 33 | Harold Tompkins | F | 6-5 | 190 | Sr. | Milledgeville, Ga. /Baldwin Co. |

## 1989-90 RESULTS

Alabama 72-79
Wisconsin 62-73
American U. 110-76
MURRAY STATE 64-66
MISSISSIPPI VALLEY STATE 87-58
GEORGIA 70-76
Butler 62-59 OT
Louisville 61-75
ST. LOUIS 65-77
San Diego 66-72
Kansas State 51-75
Jacksonville 61-58
SOUTHERN ILLINOIS 62-72
Virginia Commonwealth 57-44
OLD DOMINION 69-65
Alabama-Birmingham 55-86
UNC CHARLOTTE 79-78
Eastern Kentucky 68-66 2OT
CHICAGO STATE 88-80
JACKSONVILLE 80-64
ALABAMA-BIRMINGHAM 57-68
SOUTH FLORIDA 58-59
Old Dominion 62-86
South Alabama 57-70
VIRGINIA COMMONWEALTH 68-65
UNC Charlotte 89-100 OT
South Florida 70-80
EASTERN KENTUCKY 67-64
SOUTH ALABAMA 88-74
UNC Charlotte 67-91

## 1990-91 SCHEDULE

| | |
|---|---|
| 11/24 | at Southern Illinois |
| 11/28 | at Georgia |
| 12/1 | at Murray State |
| 12/5 | BOWLING GREEN STATE |
| 12/7-8 | at Acme Boot Showdown |
| 12/17 | LOUISVILLE |
| 12/21 | at Kentucky |
| 12/28 | TENNESSEE TECH |
| 1/2 | at Texas Christian |
| 1/5 | at Alabama at Birmingham |
| 1/7 | MISSOURI-KANSAS CITY |
| 1/12 | at South Florida |
| 1/14 | at Jacksonville |
| 1/17 | OLD DOMINION |
| 1/19 | ALABAMA - BIRMINGHAM |
| 1/24 | at Virginia Commonwealth |
| 1/26 | at South Alabama |
| 1/30 | EASTERN KENTUCKY |
| 2/4 | JACKSONVILLE |
| 2/9 | UNC CHARLOTTE |
| 2/11 | TENNESSEE STATE |
| 2/14 | at UNC Charlotte |
| 2/16 | at Old Dominion |
| 2/18 | SOUTH FLORIDA |
| 2/21 | SOUTH ALABAMA |
| 2/23 | VIRGINIA COMMONWEALTH |

# KENTUCKY'S RECORD AGAINST:

## American South Conference

| Team | Record | Pct. |
|---|---|---|
| Arkansas State | 1-0 | 1.000 |
| Central Florida | | |
| Lamar | 1-0 | 1.000 |
| Louisiana Tech | | |
| New Orleans | | |
| Southwestern La. | 0-1 | .000 |
| Texas Pan-American | | |
| **Total** | **2-1** | **.667** |

## Atlantic Coast Conference

| Team | Record | Pct. |
|---|---|---|
| North Carolina | 6-14 | .316 |
| Duke | 10-5 | .667 |
| North Carolina State | 3-1 | .750 |
| Maryland | 4-3 | .571 |
| Virginia | 6-2 | .750 |
| Wake Forest | 2-0 | 1.000 |
| Georgia Tech | 50-13 | .794 |
| Clemson | 11-3 | .786 |
| **Total** | **92-41** | **.692** |

## Atlantic 10 Conference

| Team | Record | Pct. |
|---|---|---|
| Duquesne | 1-0 | 1.000 |
| Temple | 14-4 | .778 |
| St. Bonaventure | | |
| West Virginia | 10-4 | .714 |
| St. Joseph's (Pa.) | 1-0 | 1.000 |
| Rhode Island | 1-0 | 1.000 |
| Penn State | 2-0 | 1.000 |
| Rutgers | | |
| George Washington | | |
| Massachusetts | | |
| **Total** | **29-8** | **.784** |

## Big East Conference

| Team | Record | Pct. |
|---|---|---|
| St. John's | 9-4 | .692 |
| Syracuse | 5-1 | .833 |
| Villanova | 3-0 | 1.000 |
| Providence | 1-0 | 1.000 |
| Georgetown | 0-2 | .000 |
| Connecticut | | |
| Seton Hall | 1-1 | .500 |
| Boston College | | |
| Pittsburgh | 4-0 | 1.000 |
| **Total** | **23-8** | **.742** |

## Big Eight Conference

| Team | Record | Pct. |
|---|---|---|
| Kansas | 16-3 | .842 |
| Kansas State | 7-0 | 1.000 |
| Oklahoma | 2-0 | 1.000 |
| Missouri | 2-0 | 1.000 |
| Oklahoma State | 3-1 | .750 |
| Colorado | | |
| Nebraska | 2-1 | .667 |
| Iowa State | 1-0 | 1.000 |
| **Total** | **33-5** | **.868** |

## Big Sky Conference

| Team | Record | Pct. |
|---|---|---|
| Weber State | | |
| Montana State | | |
| Idaho State | | |
| Boise State | | |
| Northern Arizona | | |
| Montana | | |
| Nevada-Reno | | |
| Idaho | 2-0 | 1.000 |
| **Total** | **2-0** | **1.000** |

## Big Ten Conference

| Team | Record | Pct. |
|---|---|---|
| Illinois | 11-4 | .733 |
| Indiana | 15-18 | .455 |
| Purdue | 4-2 | .667 |
| Ohio State | 8-8 | .500 |
| Iowa | 3-2 | .600 |
| Michigan | 4-1 | .800 |
| Minnesota | 3-1 | .750 |
| Michigan State | 10-6 | .625 |
| Wisconsin | 2-1 | .667 |
| Northwestern | 7-1 | .875 |
| **Total** | **67-44** | **.604** |

## Colonial Conference

| Team | Record | Pct. |
|---|---|---|
| Navy | 3-1 | .750 |
| James Madison | | |
| American | | |
| East Carolina | 1-0 | 1.000 |
| Richmond | | |
| William & Mary | | |
| N.C. Wilmington | | |
| George Mason | | |
| **Total** | **4-1** | **.800** |

## ECAC Metro Conference

| Team | Record | Pct. |
|---|---|---|
| Long Island | 2-1 | .667 |
| Monmouth | | |
| Loyola, Maryland | | |
| St. Francis (Pa.) | | |
| Fairleigh Dickinson | | |
| St. Francis (NY) | | |
| Wagner | | |
| Marist | | |
| Robert Morris | | |
| **Total** | **2-1** | **.667** |

## Independents

| Team | Record | Pct. |
|---|---|---|
| DePaul | 17-3 | .850 |
| Notre Dame | 31-17 | .646 |
| Marquette | 7-4 | .636 |
| Dayton | 3-1 | .750 |
| Miami, Florida | 1-0 | 1.000 |
| **Total** | **59-25** | **.702** |

## Ivy League Conference

| Team | Record | Pct. |
|---|---|---|
| Pennsylvania | 2-0 | 1.000 |
| Princeton | 2-1 | .667 |
| Columbia | 1-0 | 1.000 |
| Yale | 1-0 | 1.000 |
| Dartmouth | 3-1 | .750 |
| Cornell | 0-1 | .000 |
| Harvard | | |
| Brown | | |
| **Total** | **9-3** | **.750** |

## Metro Conference

| Team | Record | Pct. |
|---|---|---|
| Louisville | 14-7 | .667 |
| Memphis State | | |
| Cincinnati | 25-10 | .735 |
| Florida State | 5-2 | .714 |
| Virginia Tech | 2-1 | .667 |
| Southern Miss. | | |
| South Carolina | 8-1 | .889 |
| **Total** | **54-21** | **.720** |

## Metro Atlantic Conference

| Team | Record | Pct. |
|---|---|---|
| LaSalle | 3-0 | 1.000 |
| Holy Cross | 2-0 | 1.000 |
| Iona | 4-0 | 1.000 |
| Army | 1-0 | 1.000 |
| Fordham | | |
| St. Peters | | |
| Manhattan | | |
| Fairfield | | |
| **Total** | **10-0** | **1.000** |

| Conference | No. Of Teams | Record |
|---|---|---|
| American South | 7 | 2-1-0 |
| Atlantic Coast | 8 | 92-41-0 |
| Atlantic 10 | 10 | 29-8-0 |
| Big East | 9 | 23-8-0 |
| Big Eight | 8 | 33-5-0 |
| Big Sky | 8 | 2-0-0 |
| Big South | 8 | 0-0-0 |
| Big Ten | 10 | 67-44-0 |
| Colonial | 8 | 4-1-0 |
| ECAC Metro | 9 | 2-1-0 |
| Independents | 19 | 59-25-0 |
| Ivy League | 8 | 9-3-0 |
| Metro | 7 | 54-21-0 |
| Metro Atlantic | 8 | 10-0-0 |
| Mid-American | 9 | 31-6-0 |
| Mid-Continent | 8 | 0-0-0 |
| Mid-Eastern Athletic | 9 | 0-0-0 |
| Midwestern Collegiate | 7 | 53-15-0 |
| Missouri Valley | 8 | 13-4-0 |
| North Atlantic | 10 | 3-0-0 |
| Ohio Valley | 8 | 8-1-0 |
| Pacific Coast Athletic | 10 | 4-0-0 |
| Pacific 10 | 10 | 13-3-0 |
| Southeastern | 10 | 688-207-0 |
| Southern | 9 | 25-2-0 |
| Southland | 8 | 1-1-0 |
| Southwest | 9 | 21-3-0 |
| Southwest Athletic | 8 | 0-0-0 |
| Sun Belt | 8 | 5-3-0 |
| Trans-America | 10 | 5-2-0 |
| West Coast Athletic | 8 | 2-0-0 |
| Western Athletic | 9 | 11-3-0 |
| Miscellaneous | 58 | 210-81-1 |
| **Total** | **352** | **1479-489-1** |

**Note: Totals include all games played against teams in a conference, including regular-season and tournaments.**

# KENTUCKY'S RECORD AGAINST:

## Mid-American Conference

| Team | Record | Pct. |
|---|---|---|
| Toledo | 1-0 | 1.000 |
| Central Michigan | 1-0 | 1.000 |
| Ohio | 9-1 | .900 |
| Bowling Green | 2-1 | .667 |
| Miami, Ohio | 18-4 | .818 |
| Western Michigan | | |
| Eastern Michigan | | |
| Ball State | | |
| Kent State | | |
| **Total** | **31-6** | **.838** |

## Midwestern Collegiate Conference

| Team | Record | Pct. |
|---|---|---|
| Oral Roberts | | |
| Loyola, Illinois | 4-3 | .571 |
| Evansville | | |
| Detroit | 1-1 | .500 |
| Butler | 4-0 | 1.000 |
| St. Louis | 7-9 | .438 |
| Xavier, Ohio | 37-2 | .949 |
| **Total** | **53-15** | **.779** |

## Missouri Valley Conference

| Team | Record | Pct. |
|---|---|---|
| Bradley | 3-0 | 1.000 |
| Indiana State | | |
| Illinois State | | |
| Creighton | 7-4 | .636 |
| Southern Illinois | | |
| Wichita State | | |
| Tulsa | 3-0 | 1.000 |
| Drake | | |
| **Total** | **13-4** | **.765** |

## North Atlantic Conference

| Team | Record | Pct. |
|---|---|---|
| Niagara | 1-0 | 1.000 |
| Northeastern | | |
| Canisius | | |
| Siena | | |
| Colgate | | |
| Hartford | | |
| Boston | 1-0 | 1.000 |
| Vermont | | |
| Maine | 1-0 | 1.000 |
| New Hamphsire | | |
| **Total** | **3-0** | **1.000** |

## Ohio Valley Conference

| Team | Record | Pct. |
|---|---|---|
| Akron | 2-0 | 1.000 |
| Murray State | | |
| Youngstown State | | |
| Eastern Kentucky | 1-0 | 1.000 |
| Morehead State | 1-0 | 1.000 |
| Austin Peay | 3-0 | 1.000 |
| Middle Tennessee | 0-1 | .000 |
| Tennessee Tech | 1-0 | 1.000 |
| **Total** | **8-1** | **.889** |

## Pacific Coast Athletic Conference

| Team | Record | Pct. |
|---|---|---|
| Nevada-Las Vegas | 3-0 | 1.000 |
| Utah State | 1-0 | 1.000 |
| Fresno State | | |
| New Mexico State | | |
| Cal-Irvine | | |
| San Jose State | | |
| Long Beach State | | |
| Santa Barbara | | |
| Fullerton State | | |
| Pacific | | |
| **Total** | **4-0** | **1.000** |

## Pacific 10 Conference

| Team | Record | Pct. |
|---|---|---|
| UCLA | 3-1 | .750 |
| Washington | 1-0 | 1.000 |
| Oregon State | 3-0 | 1.000 |
| Southern California | 0-2 | .000 |
| Arizona | 1-0 | 1.000 |
| California | 2-0 | 1.000 |
| Washington State | 1-0 | 1.000 |
| Oregon | 1-0 | 1.000 |
| Arizona State | | |
| Stanford | 1-0 | 1.000 |
| **Total** | **13-3** | **.813** |

## Southeastern Conference

| Team | Record | Pct. |
|---|---|---|
| Tennessee | 111-56 | .665 |
| Alabama | 80-29 | .734 |
| Vanderbilt | 101-33 | .754 |
| Louisiana State | 60-18 | .769 |
| Auburn | 60-16 | .789 |
| Mississippi State | 67-13 | .838 |
| Georgia | 77-16 | .828 |
| Florida | 57-18 | .760 |
| Mississippi | 75-8 | .904 |
| **Total** | **688-207** | **.769** |

## Southern Conference

| Team | Record | Pct. |
|---|---|---|
| Marshall | 7-0 | 1.000 |
| Western Carolina | 1-0 | 1.000 |
| Tenn.-Chatt. | 9-0 | 1.000 |
| East Tenn. St. | 2-0 | 1.000 |
| Appalachian State | | |
| Furman | 1-0 | 1.000 |
| Davidson | 1-0 | 1.000 |
| Citadel | | |
| Va. Military | 4-2 | .667 |
| **Total** | **25-2** | **.926** |

## Southland Conference

| Team | Record | Pct. |
|---|---|---|
| McNeese State | | |
| North Texas | | |
| Northeast Louisiana | | |
| Northwestern State-La. | 1-1 | .500 |
| Sam Houston State | | |
| Southwest Texas State | | |
| Stephen F. Austin | | |
| Texas-Arlington | | |
| **Total** | **1-1** | **.500** |

## Southwest Conference

| Team | Record | Pct. |
|---|---|---|
| Houston | 2-0 | 1.000 |
| Arkansas | 4-0 | 1.000 |
| Texas | | |
| Texas Tech | 3-0 | 1.000 |
| Texas A & M | 2-1 | .667 |
| Southern Methodist | 3-2 | .600 |
| Baylor | 6-0 | 1.000 |
| Texas Christian | 1-0 | 1.000 |
| Rice | | |
| **Total** | **21-3** | **.875** |

## Sun Belt Conference

| Team | Record | Pct. |
|---|---|---|
| Western Kentucky | 1-1 | .500 |
| Ala.-Birmingham | 1-1 | .500 |
| Va. Commonwealth | | |
| South Alabama | | |
| Old Dominion | | |
| Jacksonville | 1-1 | .500 |
| N.C.-Charlotte | 2-0 | 1.000 |
| **Total** | **5-3** | **.625** |

## Trans-America Conference

| Team | Record | Pct. |
|---|---|---|
| Georgia Southern | | |
| Stetson | | |
| Mercer | 1-1 | .500 |
| Centenary | 3-1 | .750 |
| Hardin-Simmons | 1-0 | 1.000 |
| Houston Baptist | | |
| Ark.-Little Rock | | |
| Samford | | |
| Texas-San Antonio | | |
| Georgia State | | |
| **Total** | **5-2** | **.714** |

## West Coast Athletic Conference

| Team | Record | Pct. |
|---|---|---|
| San Francisco | | |
| Santa Clara | | |
| Pepperdine | 1-0 | 1.000 |
| San Diego | | |
| Portland | 1-0 | 1.000 |
| Gonzaga | | |
| Loyola, Marymount | | |
| St. Mary's | | |
| **Total** | **2-0** | **1.000** |

## Western Athletic Conference

| Team | Record | Pct. |
|---|---|---|
| Utah | 2-2 | .500 |
| Texas-El Paso | 0-1 | .000 |
| Brigham Young | 3-0 | 1.000 |
| Wyoming | 2-0 | 1.000 |
| San Diego State | | |
| New Mexico | | |
| Hawaii | 2-0 | 1.000 |
| Colorado State | 1-0 | 1.000 |
| Air Force | 1-0 | 1.000 |
| **Total** | **11-3** | **.786** |

# KENTUCKY'S RECORD AGAINST TEAMS IN THE STATE OF:

| State | Record | Pct. |
|---|---|---|
| Alabama | 141-46 | .754 |
| Alaska | 3-0 | 1.000 |
| Arizona | 1-0 | 1.000 |
| Arkansas | 5-0 | 1.000 |
| California | 7-3 | .700 |
| Colorado | 2-0 | 1.000 |
| Connecticut | 1-0 | 1.000 |
| Delaware | 0-0 | .000 |
| Florida | 64-21 | .753 |
| Georgia | 128-30 | .810 |
| Hawaii | 3-0 | 1.000 |
| Idaho | 2-0 | 1.000 |
| Illinois | 42-11 | .792 |
| Indiana | 54-37 | .593 |
| Iowa | 4-2 | .667 |
| Kansas | 23-3 | .885 |
| Kentucky | 17-8-1 | .640 |
| Louisiana | 102-26 | .797 |
| Maine | 1-0 | 1.000 |
| Maryland | 7-4 | .636 |
| Massachusetts | 3-0 | 1.000 |
| Michigan | 16-8 | .667 |
| Minnesota | 3-1 | .750 |
| Mississippi | 142-21 | .871 |
| Missouri | 9-9 | .500 |
| Montana | 0-0 | .000 |
| Nebraska | 9-5 | .643 |
| Nevada | 3-0 | 1.000 |
| New Hampshire | 3-1 | .750 |
| New Jersey | 3-2 | .600 |
| New Mexico | 0-0 | .000 |
| New York | 23-7 | .767 |
| North Carolina | 26-20 | .565 |
| North Dakota | 0-0 | .000 |
| Ohio | 105-26 | .802 |
| Oklahoma | 8-1 | .889 |
| Oregon | 6-0 | 1.000 |
| Pennsylvania | 30-4 | .882 |
| Rhode Island | 2-0 | 1.000 |
| South Carolina | 20-4 | .833 |
| South Dakota | 0-0 | .000 |
| Tennessee | 227-90 | .716 |
| Texas | 21-4 | .840 |
| Utah | 6-2 | .750 |
| Vermont | 0-0 | .000 |
| Virginia | 12-5 | .706 |
| Washington | 2-0 | 1.000 |
| West Virginia | 17-4 | .809 |
| Wisconsin | 9-5 | .643 |
| Wyoming | 2-0 | 1.000 |
| District of Columbia | 0-2 | .000 |
| Miscellaneous Teams | 165-77 | .682 |
| **Total** | **1479-489-1** | **.751** |




*UK Athletics Director C.M. Newton was a Wildcat basketball letterman in the early 1950s and also held the No. 1 position on the Wildcat baseball team's pitching staff.*

## KENTUCKY'S RECORD BY MONTHS

| Month | Won | Lost | Tied | Home | Away | Neutral |
|---|---|---|---|---|---|---|
| November | 23 | 3 | 0 | 18-0 | 2-0 | 3-3 |
| December | 351 | 88 | 0 | 232-36 | 64-29 | 55-23 |
| January | 422 | 160 | 0 | 240-44 | 169-109 | 13-7 |
| February | 507 | 159 | 1 | 299-44 | 144-106-1 | 65-9 |
| March | 176 | 79 | 0 | 44-13 | 19-16 | 112-50 |
| **Total** | **1479** | **489** | **1** | **833-137** | **398-260-1** | **248-92** |

# SCORES VS. ALL OPPONENTS

(Losses are in boldface)

| Date | Ky. | Opp. |
|---|---|---|
| **ADVENT MEM. (0-1)** | | |
| **1-18-09 (A)** | **27** | **41** |
| **AIR FORCE (1-0)** | | |
| 12-17-65 (H) | 78 | 58 |
| **AKRON (2-0)** | | |
| 1-16-37 (CIN) | 32 | 22 |
| 11-28-81 (H) | 83 | 64 |
| **ALABAMA (80-29)** | | |
| **1-25-23 (H)** | **35** | **45** |
| **2-5-25(A)** | **15** | **24** |
| 2-1-26 (H) | 27 | 16 |
| **1-25-29 (H)** | **26** | **27** |
| 2-8-32 (H) | 50 | 22 |
| 2-13-33 (N) | 35 | 21 |
| 2-1-34 (N) | 33 | 28 |
| 2-8-34 (H) | 26 | 21 |
| 2-1-35 (N) | 33 | 26 |
| 2-11-35 (H) | 25 | 16 |
| 2-3-36 (A) | 32 | 30 |
| 2-7-36 (H) | 40 | 34 |
| 2-1-37 (N) | 38 | 27 |
| **2-10-37 (H)** | **31** | **34** |
| 1-31-38 (N) | 57 | 31 |
| 2-12-38 (H) | 27 | 21 |
| **1-28-39 (N)** | **38** | **41** |
| 2-1-39 (H) | 45 | 27 |
| **1-28-40 (N)** | **32** | **36** |
| 2-10-40 (H) | 46 | 18 |
| 2-3-41 (A) | 38 | 36 |
| 2-8-41 (H) | 46 | 38 |
| 3-1-41 (SEC) | 39 | 37 |
| **2-2-42 (A)** | **35** | **41** |
| 2-9-42 (H) | 50 | 34 |
| 3-1-42 (SEC) | 36 | 34 |
| **1-30-43 (A)** | **32** | **41** |
| 2-6-43 (H) | 67 | 41 |
| 3-3-45 (SEC) | 52 | 41 |
| 3-2-46 (SEC) | 59 | 30 |
| 2-3-47 (A) | 48 | 37 |
| 2-17-47 (H) | 63 | 33 |
| 2-5-48 (A) | 41 | 31 |
| 2-16-48 (H) | 63 | 33 |
| 2-2-49 (A) | 56 | 40 |
| 2-14-49 (H) | 74 | 32 |
| 2-5-50 (A) | 66 | 64 |
| 2-13-50 (H) | 77 | 57 |
| 1-13-51 (H) | 65 | 48 |
| 1-26-52 (A) | 71 | 67 |
| 3-1-54 (A) | 68 | 43 |
| 2-28-55 (H) | 66 | 52 |
| **2-25-56 (N)** | **77** | **101** |
| 2-23-57 (H) | 79 | 60 |
| 2-22-58 (N) | *45 | 43 |
| 2-23-59 (H) | 39 | 32 |
| 2-22-60 (N) | 75 | 55 |
| 2-25-61 (H) | 80 | 53 |
| 2-24-62 (A) | 73 | 65 |
| 2-25-63 (H) | 80 | 63 |
| **2-24-64 (A)** | **59** | **65** |
| **2-22-65 (A)** | **71** | **75** |
| 3-1-65 (H) | 78 | 72 |
| 1-31-66 (H) | 82 | 62 |
| 2-14-66 (A) | 90 | 67 |
| **2-25-67 (A)** | **71** | **81** |
| 3-6-67 (H) | 110 | 78 |
| 1-8-68 (A) | 84 | 76 |
| 2-24-68 (A) | 96 | 83 |
| 1-27-69 (A) | *83 | 70 |
| 2-24-69 (H) | 108 | 79 |
| 1-26-70 (H) | 86 | 71 |
| 2-23-70 (A) | 98 | 89 |
| 1-25-71 (A) | 86 | 73 |
| 2-22-71 (H) | 101 | 74 |
| 1-31-72 (H) | 77 | 74 |
| **2-28-72 (A)** | **70** | **73** |
| 1-29-73 (A) | 95 | 93 |
| 2-26-73 (H) | 111 | 95 |
| **1-12-74 (A)** | **77** | **81** |
| **2-23-74 (H)** | **71** | **94** |
| 1-20-75 (H) | 74 | 69 |
| 2-22-75 (A) | 84 | 79 |
| **1-5-76 (A)** | **63** | **76** |
| 3-6-76 (H) | 90 | 85 |
| 1-29-77 (A) | 87 | 85 |
| 2-26-77 (H) | 85 | 70 |
| **1-23-78 (A)** | **62** | **78** |
| 2-20-78 (H) | 97 | 84 |
| **1-13-79 (A)** | **52** | **55** |
| 2-10-79 (H) | 80 | 71 |
| 3-1-79 (SEC) | 101 | 100 |
| **1-12-80 (H)** | **64** | **78** |
| 2-9-80 (A) | 72 | 63 |
| **1-17-81 (A)** | **55** | **59** |
| 2-14-81 (H) | 77 | 62 |
| 1-16-82 (H) | 86 | 69 |
| 2-13-82 (A) | 72 | 62 |
| **3-6-82 (H-SEC)** | **46** | **48** |
| **1-8-83 (A)** | **67** | **74** |
| 2-5-83 (H) | 76 | 70 |
| **3-11-83 (SEC)** | **64** | **69** |
| 1-9-84 (H) | 76 | 66 |
| **2-4-84 (A)** | **62** | **69** |
| 3-9-84 (SEC) | 48 | 46 |
| **1-12-85 (A)** | **58** | **60** |
| 2-13-85 (H) | 51 | 48 |
| 1-11-86 (H) | 76 | 52 |
| 2-13-86 (A) | 73 | 71 |
| 3-8-86 (H-SEC) | 83 | 72 |
| 3-20-86 (NCAA) | 68 | 63 |
| **1-7-87 (H)** | **55** | **69** |
| 2-7-87 (A) | 70 | 69 |
| 1-13-88 (A) | 63 | 55 |
| 2-13-88 (H) | 82 | 68 |
| **1-18-89 (A)** | **64** | **76** |
| **2-18-89 (H)** | **67** | **71** |
| 1-17-90 (H) | 82 | 65 |
| **2-17-90 (A)** | **58** | **83** |
| **ALABAMA-BIR. (1-1)** | | |
| 12-20-80 (UKIT) | 61 | 53 |
| **3-15-81 (NCAA)** | **62** | **69** |
| **ALASKA (3-0)** | | |
| 12-1-79 (GAS) | 97 | 68 |
| 12-19-80 (UKIT) | 91 | 56 |
| 12-28-87 (H) | 100 | 58 |
| **ALUMNI (3-0)** | | |
| 12-5-33 (H) | 53 | 20 |
| 12-10-34 (H) | 55 | 8 |
| 12-7-40 (H) | 62 | 25 |
| **ARIZONA (1-0)** | | |
| 3-16-46 (NIT) | 77 | 53 |
| **ARKANSAS (4-0)** | | |
| 12-18-45 (H) | 67 | 42 |
| 12-13-48 (H) | 76 | 39 |
| 1-2-50 (A) | 57 | 53 |
| 3-25-78 (NCAA) | 65 | 59 |
| **ARKANSAS STATE (1-0)** | | |
| 1-18-45 (H) | 75 | 6 |
| **ARMY (1-0)** | | |
| 12-21-68 (UKIT) | 80 | 65 |
| **ASH. YMCA (2-0)** | | |
| 1-10-14 (H) | 28 | 15 |
| 1-20-14 (A) | 30 | 19 |
| **AUBURN (60-16)** | | |
| 1-29-21 (H) | 40 | 25 |
| 2-8-26 (H) | 35 | 26 |
| 2-28-42 (SEC) | 40 | 31 |
| 2-28-46 (SEC) | 69 | 24 |
| 2-23-47 (SEC) | 84 | 18 |
| 3-4-49 (SEC) | 70 | 39 |
| 1-5-51 (H) | 79 | 35 |
| 3-2-51 (SEC) | 84 | 54 |
| 1-30-52 (A) | 88 | 48 |
| 2-27-54 (N) | 109 | 79 |
| 2-26-55 (H) | 93 | 59 |
| 2-4-56 (N) | 82 | 81 |
| 2-25-57 (H) | 103 | 85 |
| **2-24-58 (N)** | **63** | **64** |
| 2-21-59 (H) | 75 | 56 |
| **2-20-60 (A)** | **60** | **61** |
| 2-27-61 (H) | 77 | 51 |
| 2-25-62 (A) | 63 | 60 |
| 2-23-63 (H) | 78 | 59 |
| 2-22-64 (N) | 99 | 79 |
| 1-18-65 (H) | 73 | 67 |
| **2-20-65 (A)** | **69** | **88** |
| 1-29-66 (H) | 115 | 78 |
| 2-12-66 (A) | 77 | 64 |
| 1-21-67 (H) | 60 | 58 |
| **2-27-67 (A)** | **49** | **62** |
| **1-20-68 (A)** | **73** | **74** |
| 2-26-68 (H) | 89 | 57 |
| 2-3-69 (H) | 105 | 93 |
| 3-3-69 (A) | 90 | 86 |
| 2-2-70 (A) | 84 | 83 |
| 3-2-70 (H) | 102 | 81 |
| 2-1-71 (H) | 114 | 75 |
| 1-71 (A) | 102 | 83 |
| 2-7-72 (A) | 78 | 72 |
| 3-6-72 (H) | 102 | 67 |
| 2-5-73 (H) | 88 | 57 |
| 3-3-73 (A) | 91 | 79 |
| 1-12-74 (H) | 79 | 58 |
| **2-11-74 (A)** | ***97** | **99** |
| **1-11-75 (A)** | **85** | **90** |
| 2-10-75 (H) | 119 | 76 |
| **1-26-76 (A)** | ***84** | **91** |
| 2-23-76 (H) | 93 | 82 |
| 1-15-77 (A) | 75 | 68 |
| 2-12-77 (H) | 89 | 82 |
| 1-9-78 (A) | 101 | 77 |
| 2-6-78 (H) | 104 | 81 |
| 1-25-79 (A) | *86 | 83 |
| 1-29-79 (H) | 66 | 59 |
| 1-2-80 (H) | 67 | 65 |
| 1-30-80 (A) | 64 | 62 |
| 2-28-80 (SEC) | 69 | 61 |
| 1-7-81 (A) | 79 | 66 |
| 2-4-81 (H) | 102 | 74 |
| 1-6-82 (H) | 83 | 71 |
| **2-3-82 (A)** | ***81** | **83** |
| 3-4-82 (H-SEC) | 89 | 66 |
| **1-15-83 (H)** | **67** | **75** |
| 2-12-83 (A) | 71 | 69 |
| **1-3-84 (A)** | **63** | **82** |
| 2-11-84 (H) | 84 | 64 |
| 3-10-84 (SEC) | 51 | 49 |
| 1-2-85 (H) | 68 | 61 |
| 2-2-85 (A) | *49 | 47 |
| **1-6-86 (A)** | **56** | **60** |
| 1-31-86 (H) | 81 | 71 |
| 1-3-87 (A) | 63 | 60 |
| 2-4-87 (H) | 75 | 71 |
| **3-6-87 (SEC)** | **72** | **79** |
| **1-9-88 (H)** | **52** | **53** |
| 2-10-88 (A) | 69 | 62 |
| 1-25-89 (H) | 86 | 76 |
| **2-20-89 (A)** | **75** | **77** |
| **1-24-90 (A)** | **70** | **74** |
| 2-24-90 (H) | 98 | 95 |
| **AUSTIN PEAY (3-0)** | | |
| 3-15-73 (NCAA) | 106 | 100 |
| 11-29-86 (H) | 71 | 69 |
| 12-27-88 (N) | 85 | 77 |
| **BAYLOR (6-0)** | | |
| 12-23-46 (H) | 75 | 34 |
| 3-23-48 (NCAA) | 58 | 42 |
| 3-29-48 (H) | 77 | 59 |
| 12-16-61 (H) | 94 | 60 |
| 12-14-63 (H) | 101 | 65 |
| 12-8-79 (H) | 80 | 46 |
| **BEREA (11-0)** | | |
| 1-9-26 (H) | 37 | 23 |
| 1-4-28 (H) | 37 | 16 |
| 12-31-29 (H) | 29 | 26 |
| 12-31-30 (H) | 41 | 25 |
| 12-22-31 (H) | 52 | 27 |
| 12-17-35 (H) | 58 | 30 |
| 12-12-36 (H) | 70 | 26 |
| 12-5-37 (H) | 69 | 35 |
| 12-9-39 (H) | 74 | 24 |
| 12-4-43 (H) | 54 | 40 |
| 12-4-44 (H) | 56 | 32 |
| **BETHANY (1-0)** | | |
| 2-4-11 (H) | 24 | 11 |
| **BOSTON UNIV. (1-0)** | | |
| 12-20-86 (UKIT) | 81 | 69 |
| **BOWLING GREEN (2-1)** | | |
| 2-11-49 (N) | 63 | 61 |
| 12-17-76 (UKIT) | 77 | 59 |
| **12-16-88 (UKIT)** | **54** | **56** |
| **BRADLEY (3-0)** | | |
| 2-5-49 (N) | 62 | 52 |
| 12-30-49 (SB) | 71 | 66 |
| 11-30-79 (GAS) | 79 | 58 |
| **BRIGHAM YOUNG (3-0)** | | |
| 12-28-51 (SB) | 84 | 64 |
| 12-17-83 (UKIT) | 93 | 59 |
| 3-17-84 (NCAA) | 93 | 68 |
| **BUTLER (4-0)** | | |
| 2-23-11 (H) | 21 | 16 |
| 2-11-36 (A) | 39 | 28 |
| 3-16-62 (NCAA) | 81 | 60 |
| 11-27-82 (H) | 90 | 53 |
| **CALIFORNIA (2-0)** | | |
| 12-21-79 (UKIT) | 78 | 52 |
| 11-28-88 (N) | 89 | 71 |
| **CAMBRIDGE (1-0)** | | |
| *8-4-66 (IUT) | 104 | 45 |
| **CARNEGIE TECH (2-0)** | | |
| 12-18-31 (H) | 36 | 34 |
| 12-28-43 (N) | 61 | 14 |
| **CENTENARY (3-1)** | | |
| **2-7-23 (H)** | **21** | **38** |
| 12-21-36 (H) | 37 | 19 |
| 12-22-37 (H) | 35 | 25 |
| 12-27-40 (H) | 70 | 18 |
| **CENTRAL (7-9)** | | |
| 1-19-06 (H) | 15 | 14 |
| 1-26-06 (A) | 17 | 15 |
| 1-25-07 (H) | 22 | 9 |
| **2-12-07 (H)** | **23** | **25** |
| **3-9-07 (H)** | **13** | **15** |
| **1-25-08 (A)** | **21** | **32** |
| 2-13-08 (H) | 31 | 20 |
| **3-7-08 (A)** | **10** | **29** |
| 1-27-09 (H) | 24 | 23 |
| **2-6-09 (A)** | **20** | **35** |
| **2-26-09 (H)** | **20** | **26** |
| **1-28-10 (A)** | **17** | **87** |
| **3-5-10 (H)** | **13** | **31** |
| **3-11-10 (A)** | **9** | **51** |
| 1-12-12 (A) | 32 | 13 |
| 2-1-12 (H) | 52 | 10 |
| **CENTRAL MICHIGAN (1-0)** | | |
| 3-20-75 (NCAA) | 90 | 73 |
| **CENTRE (18-10)** | | |
| 2-15-16 (A) | 38 | 5 |
| 2-29-16 (H) | 38 | 16 |
| 1-17-17 (H) | 31 | 21 |
| **2-16-17 (A)** | **24** | **38** |
| **1-17-18 (A)** | **21** | **29** |
| 2-21-18 (H) | 22 | 20 |
| **3-9-18 (Lou.)** | **12** | **22** |
| **1-25-19 (A)** | **30** | **38** |
| **2-24-19 (H)** | **10** | **19** |
| **2-14-20 (A)** | **15** | **44** |
| **3-6-20 (H)** | ***18** | **20** |
| **2-8-21 (A)** | **27** | **29** |
| 2-18-21 (H) | 20 | 13 |
| 2-4-22 (A) | 27 | 21 |
| 2-20-22 (H) | 40 | 23 |
| **2-27-23 (H)** | **14** | **21** |
| **2-14-23 (A)** | **10** | **17** |
| 2-9-24 (H) | 27 | 18 |
| 2-21-24 (H) | 38 | 24 |
| 1-17-25 (H) | 33 | 26 |
| 2-21-25 (H) | 39 | 10 |
| 1-22-26 (H) | 45 | 25 |
| 2-4-26 (A) | 46 | 19 |
| 1-29-27 (H) | 27 | 25 |
| 2-12-27 (A) | 22 | 16 |
| 1-9-28 (A) | 36 | 25 |
| 2-18-28 (H) | 30 | 20 |
| 2-13-29 (H) | 47 | 11 |
| **CCNY (0-1)** | | |
| **3-14-50 (NIT)** | **50** | **89** |
| **CHAMINADE (1-0)** | | |
| 11-26-85 (A) | 89 | 57 |
| **CHATTANOOGA (9-0)** | | |
| 2-23-14 (H) | 40 | 7 |
| 2-6-19 (A) | 29 | 26 |
| 1-21-21 (H) | 42 | 10 |
| 1-22-23 (H) | 25 | 18 |
| 1-19-24 (A) | 24 | 23 |
| 1-16-31 (H) | 55 | 18 |
| 1-21-32 (H) | 51 | 17 |
| 1-27-34 (H) | 47 | 20 |
| 1-14-35 (H) | 66 | 19 |
| **CHICAGO (2-0)** | | |
| 12-30-32 (A) | 58 | 26 |
| 1-2-35 (H) | 42 | 16 |
| **CHRIST CHURCH (CIN.) (0-4)** | | |
| **2-3-06 (H)** | **24** | **38** |
| **2-15-06 (A)** | **17** | **54** |
| **2-11-11 (A)** | **21** | **32** |
| **3-1-13 (H)** | **19** | **30** |
| **CINCINNATI (25-10)** | | |
| 3-4-04 (H) | 25 | 21 |
| **1-27-06 (H)** | **16** | **29** |
| **1-19-09 (A)** | **25** | **41** |
| 2-19-09 (H) | 28 | 23 |
| **2-7-10 (A)** | **17** | **47** |
| 2-8-13 (H) | 20 | 18 |
| 2-21-14 (H) | 20 | 18 |
| 1-14-16 (A) | 39 | 24 |
| 2-19-16 (H) | 34 | 10 |
| **1-31-19 (A)** | **18** | **28** |
| 2-21-19 (H) | 34 | 21 |
| **1-17-20 (A)** | **11** | **13** |
| 1-26-21 (A) | 26 | 19 |
| **2-5-23 (A)** | **24** | **33** |
| 12-13-24 (H) | 28 | 23 |
| **1-3-25 (A)** | **20** | **24** |
| **12-18-26 (H)** | **10** | **48** |
| **12-29-26 (A)** | **23** | **51** |
| 12-16-33 (H) | 31 | 25 |
| 12-18-37 (H) | 38 | 21 |
| 12-17-38 (H) | 44 | 27 |
| **12-16-39 (H)** | **30** | **39** |
| 12-12-42 (H) | 61 | 39 |
| 12-18-43 (H) | 58 | 30 |
| 2-12-44 (A) | 38 | 35 |
| 12-9-44 (H) | 66 | 24 |
| 2-24-45 (A) | 65 | 35 |
| 12-15-45 (H) | 67 | 31 |
| 12-7-46 (A) | 80 | 49 |
| 12-13-47 (A) | 67 | 31 |
| 1-24-48 (H) | 70 | 43 |
| 12-20-83 (A) | 24 | 11 |
| 12-22-84 (H) | 66 | 55 |
| 12-3-85 (H) | 84 | 54 |
| 12-1-87 (H) | 101 | 77 |
| **CINCINNATI YMCA (0-2)** | | |
| **1-21-05 (H)** | **22** | **43** |
| **2-16-06 (A)** | **9** | **38** |
| **CLEMSON (11-3)** | | |
| 2-16-22 (H) | 38 | 14 |
| **2-15-23 (H)** | **17** | **30** |
| 2-13-24 (H) | 38 | 13 |
| 12-16-27 (H) | 33 | 17 |
| 1-3-30 (H) | 31 | 15 |
| 2-1-30 (A) | 34 | 20 |
| 1-3-31 (H) | 33 | 21 |
| **2-14-31 (A)** | **26** | **29** |
| 1-2-32 (H) | 43 | 24 |
| 1-14-32 (A) | 30 | 17 |
| 1-16-33 (H) | 67 | 18 |
| 2-1-34 (A) | 42 | 32 |
| 12-21-39 (A) | 55 | 31 |
| **3-7-79 (NIT)** | ***67** | **68** |
| **COLORADO STATE (1-0)** | | |
| 12-1-59 (H) | 106 | 73 |
| **COLUMBIA (1-0)** | | |
| 3-18-48 (NCAA) | 76 | 53 |
| **CORNELL (0-1)** | | |
| **12-28-66 (H)** | **77** | **92** |

# SCORES VS. ALL OPPONENTS

| Date | Ky. | Opp. |
|---|---|---|
| **CREIGHTON (7-4)** | | |
| **1-10-30 (H)** | **27** | **28** |
| 1-10-30 (H) | 25 | 21 |
| 1-6-33 (A) | 32 | 26 |
| **2-7-33 (A)** | **22** | **34** |
| 2-22-35 (H) | 63 | 42 |
| 2-23-35 (H) | 24 | 12 |
| **2-22-36 (H)** | **29** | **31** |
| 2-21-36 (H) | 68 | 38 |
| 1-8-37 (H) | 59 | 36 |
| **12-19-40 (A)** | **45** | **54** |
| 1-2-48 (A) | 65 | 23 |
| **CUMBERLAND (4-1)** | | |
| 31-17 (A) | 48 | 20 |
| 2-28-18 (A) | 42 | 21 |
| 2-8-19 (A) | 22 | 21 |
| **2-26-20 (A)** | **21** | **30** |
| 1-15-21 (H) | 37 | 21 |
| **DARTMOUTH (3-1)** | | |
| **3-21-42 (NCAA)** | **28** | **47** |
| 12-27-62 (H) | 95 | 49 |
| 1-2-65 (H) | 107 | 77 |
| 12-21-73 (H) | 102 | 77 |
| **DAVIDSON (1-0)** | | |
| 3-14-86 | 75 | 55 |
| **DAYTON (3-1)** | | |
| 1-11-47 (H) | 70 | 29 |
| **12-21-55 (UKIT)** | **74** | **89** |
| 3-11-66 (NCAA) | 86 | 79 |
| 12-22-67 (UKIT) | 88 | 85 |
| **DEPAUL (17-3)** | | |
| **2-20-43 (A)** | **44** | **53** |
| 12-12-46 (LV) | 65 | 45 |
| **2-8-47 (A)** | **47** | **53** |
| 12-10-47 (N) | 74 | 50 |
| 1-31-48 (A) | 68 | 51 |
| 12-8-48 (N) | 67 | 36 |
| 1-22-49 (N) | 56 | 45 |
| 12-21-49 (LV) | 49 | 47 |
| 1-21-50 (A) | 86 | 53 |
| 1-8-51 (H) | 63 | 55 |
| 2-19-51 (A) | 60 | 57 |
| 12-20-51 (H) | 98 | 60 |
| 2-23-52 (A) | 63 | 61 |
| 1-11-54 (H) | 81 | 63 |
| 2-20-54 (A) | 76 | 61 |
| 1-10-55 (H) | 92 | 59 |
| 2-19-55 (A) | 76 | 72 |
| 12-12-55 (H) | 71 | 69 |
| **2-18-56 (A)** | **79** | **81** |
| 12-18-70 (UKIT) | 106 | 85 |
| **DEPAUW (1-3)** | | |
| **1-24-10 (H)** | **11** | **24** |
| **2-9-10 (A)** | **10** | **28** |
| **12-19-25 (H)** | **29** | **38** |
| 2-5-44 (H) | 38 | 35 |
| **DETROIT (1-1)** | | |
| **1-10-44 (A)** | **26** | **34** |
| 12-7-82 (H) | 83 | 46 |
| **DUKE (10-5)** | | |
| **3-3-30 (SC)** | **32** | **37** |
| 2-28-31 (SC) | 35 | 30 |
| 2-6-32 (H) | 37 | 30 |
| 12-21-53 (UKIT) | 85 | 69 |
| 2-1-56 (H) | 81 | 76 |
| **12-18-56 (A)** | **84** | **85** |
| 12-2-57 (H) | 78 | 74 |
| 12-8-58 (A) | 78 | 64 |
| 12-31-63 (SB) | 81 | 79 |
| 3-18-66 (NCAA) | 83 | 79 |
| 12-20-69 (UKIT) | 98 | 76 |
| 3-27-78 (NCAA) | 94 | 88 |
| **11-17-79 (N)** | ***76** | **80** |
| **3-13-80 (NCAA)** | **54** | **55** |
| **11-19-88 (N)** | **55** | **80** |
| **DUQUESNE (1-0)** | | |
| 12-17-82 (UKIT) | 55 | 42 |
| **EASTERN KENTUCKY (1-0)** | | |
| 12-15-28 (H) | 35 | 10 |
| **EAST CAROLINA (1-0)** | | |
| 12-20-85 (UKIT) | 86 | 52 |
| **EAST TENNESSEE (2-0)** | | |
| 11-29-80 (H) | 62 | 57 |
| 12-21-84 (H) | 69 | 54 |
| **FLORIDA (57-18)** | | |
| 1-3-27 (H) | 44 | 36 |
| 3-2-31 (SC) | 56 | 36 |
| 2-26-33 (SEC) | 48 | 24 |
| **2-24-34 (SEC)** | **32** | **38** |
| 2-26-42 (SEC) | 42 | 36 |
| 3-1-45 (SEC) | 57 | 35 |
| 3-1-46 (SEC) | 69 | 32 |
| 3-4-48 (SEC) | 87 | 31 |
| 3-3-49 (SEC) | 73 | 36 |
| 12-14-50 (H) | 85 | 37 |
| 1-12-50 (A) | 99 | 52 |
| 2-8-54 (H) | 97 | 55 |
| 2-3-55 (H) | 87 | 63 |
| 2-6-56 (A) | 81 | 70 |
| 2-2-57 (H) | 28 | 61 |
| 1-31-58 (A) | 78 | 56 |
| 1-31-59 (H) | 94 | 51 |
| 1-29-60 (A) | 75 | 62 |
| 2-4-61 (H) | 89 | 68 |
| 1-2-62 (A) | 81 | 69 |
| 2-2-63 (H) | 94 | 71 |
| 2-1-64 (A) | 77 | 72 |
| **1-23-65 (A)** | **68** | **84** |
| 1-30-65 (H) | 78 | 61 |
| 1-8-66 (A) | 78 | 64 |
| 2-7-66 (H) | 85 | 75 |
| **12-17-66 (H)** | **75** | **78** |
| **1-14-67 (A)** | **72** | **89** |
| 12-4-67 (H) | 99 | 76 |
| **1-13-68 (A)** | **78** | **96** |
| 1-11-69 (H) | 88 | 67 |
| **2-15-69 (A)** | **81** | **82** |
| 1-10-70 (A) | 88 | 69 |
| 2-14-70 (H) | 110 | 65 |
| 1-9-71 (H) | 101 | 75 |
| **2-13-71 (A)** | **65** | **74** |
| **2-15-72 (A)** | **70** | **72** |
| 2-19-72 (H) | 95 | 68 |
| 1-13-73 (H) | 95 | 65 |
| 2-17-73 (A) | 94 | 83 |
| 1-25-74 (A) | 91 | 82 |
| **2-25-74 (H)** | **65** | **75** |
| 1-25-75 (H) | 87 | 65 |
| **2-24-75 (A)** | **58** | **66** |
| 1-24-76 (A) | 89 | 82 |
| 2-22-76 (A) | 96 | 89 |
| 1-17-77 (A) | 73 | 71 |
| 2-14-77 (H) | 104 | 78 |
| 1-7-78 (A) | 86 | 67 |
| 2-4-78 (H) | 88 | 61 |
| **1-3-79 (A)** | **65** | **76** |
| 1-27-79 (H) | 87 | 81 |
| 1-17-80 (A) | 76 | 63 |
| 2-13-80 (H) | 95 | 70 |
| 1-21-81 (H) | 102 | 48 |
| 2-18-81 (H) | 69 | 56 |
| 1-20-82 (A) | 91 | 76 |
| 2-17-82 (H) | 84 | 78 |
| 1-17-83 (H) | 70 | 63 |
| 2-14-83 (A) | 73 | 61 |
| **1-17-84 (A)** | **57** | **69** |
| 2-13-84 (H) | 67 | 65 |
| **1-19-85 (H)** | **55** | **67** |
| 2-20-85 (A) | 76 | 68 |
| **3-7-85 (SEC)** | **55** | **58** |
| 1-18-86 (A) | 72 | 55 |
| 2-19-86 (H) | 80 | 69 |
| 1-14-87 (H) | 67 | 62 |
| **2-14-87 (A)** | **56** | **74** |
| **1-20-88 (H)** | **56** | **58** |
| **2-20-88 (A)** | **76** | **83** |
| **1-12-89 (A)** | **69** | **56** |
| **2-11-89 (H)** | **53** | **59** |
| 1-10-90 (H) | 89 | 81 |
| 2-12-90 (A) | 78 | 74 |
| **FLORIDA STATE (5-2)** | | |
| 12-1-58 (H) | 91 | 68 |
| **12-3-60 (H)** | **58** | **63** |
| 12-12-62 (H) | 83 | 54 |
| **3-18-72 (NCAA)** | **54** | **73** |
| 3-7-77 (LOU) | 97 | 57 |
| 3-11-78 (NCAA) | 85 | 76 |
| 3-8-80 (NCAA) | 97 | 78 |
| **FT. BENNING (1-0)** | | |
| 1-7-46 (H) | 81 | 25 |
| **FT. KNOX (7-0)** | | |
| 1-4-43 (H) | 64 | 30 |
| 12-1-43 (H) | 51 | 18 |
| 1-31-44 (H) | 76 | 48 |
| 12-2-44 (H) | 56 | 23 |
| 12-1-45 (H) | 59 | 36 |
| 12-2-46 (H) | 68 | 31 |
| 12-1-47 (H) | 80 | 41 |
| **FURMAN (1-0)** | | |
| 12-19-89 (H) | 104 | 73 |
| **GEORGIA (76-15)** | | |
| 3-1-21 (SIAA) | 20 | 19 |
| **2-3-23 (H)** | **19** | **23** |
| **2-7-25 (A)** | **24** | **28** |
| **2-28-25 (SC)** | **31** | **32** |
| 2-15-26 (A) | 22 | 18 |
| 2-27-26 (SC) | 39 | 34 |
| 2-15-28 (SC) | 33 | 16 |
| **3-2-29 (SC)** | **24** | **26** |
| 2-1-30 (H) | 22 | 21 |
| 2-14-30 (H) | 36 | 23 |
| **2-13-31 (A)** | **16** | **25** |
| 3-2-40 (SEC) | 51 | 43 |
| 1-19-42 (A) | 51 | 26 |
| 1-31-42 (H) | 55 | 38 |
| 1-18-43 (A) | 60 | 28 |
| 2-26-43 (SEC) | 58 | 30 |
| 3-2-44 (SEC) | 57 | 29 |
| 1-29-45 (H) | 73 | 37 |
| 1-21-47 (A) | 84 | 45 |
| 2-10-47 (H) | 81 | 40 |
| 1-20-48 (A) | 88 | 51 |
| 2-21-49 (H) | 95 | 40 |
| **1-17-50 (A)** | **60** | **71** |
| 1-28-50 (H) | 88 | 56 |
| 3-3-50 (SEC) | 79 | 63 |
| 2-23-51 (H) | 88 | 41 |
| 1-16-52 (LV) | 95 | 55 |
| 2-4-54 (H) | 106 | 55 |
| 2-5-54 (LV) | 100 | 68 |
| 2-9-55 (H) | 86 | 40 |
| 2-27-56 (LV) | 143 | 66 |
| 1-30-57 (H) | 84 | 53 |
| 1-29-58 (N) | 74 | 55 |
| 1-29-59 (H) | 108 | 55 |
| 1-27-60 (N) | 84 | 60 |
| 2-7-61 (H) | 74 | 67 |
| 1-31-62 (N) | 86 | 59 |
| 1-31-63 (H) | 74 | 67 |
| 2-3-64 (A) | 103 | 83 |
| 1-25-65 (A) | 102 | 82 |
| 2-1-65 (H) | 96 | 64 |
| 1-10-66 (A) | **69 | 65 |
| 2-5-66 (H) | 74 | 50 |
| **1-16-67 (A)** | **40** | **49** |
| 2-20-67 (H) | 101 | 76 |
| 1-15-68 (H) | 104 | 73 |
| 2-19-68 (A) | 106 | 87 |
| 1-13-69 (H) | 88 | 67 |
| 2-17-69 (A) | 85 | 77 |
| 1-12-70 (A) | 72 | 71 |
| 2-16-70 (H) | 116 | 86 |
| 1-11-71 (H) | 79 | 66 |
| 2-15-71 (A) | 107 | 95 |
| **1-17-72 (A)** | **73** | **85** |
| 2-21-72 (H) | 87 | 63 |
| 1-15-73 (H) | 89 | 68 |
| 2-19-73 (H) | 99 | 86 |
| 1-7-74 (H) | *80 | 74 |
| 2-9-74 (A) | 86 | 72 |
| 1-6-75 (A) | 96 | 77 |
| 2-8-75 (H) | 75 | 61 |
| 1-12-76 (H) | 92 | 76 |
| **2-9-76 (A)** | **81** | **86** |
| 1-3-77 (H) | *64 | 59 |
| 3-7-77 (A) | 72 | 54 |
| 1-30-78 (H) | 90 | 73 |
| 2-27-78 (A) | 78 | 67 |
| 1-22-79 (H) | 73 | 64 |
| 2-19-79 (A) | 90 | 74 |
| 12-17-80 (N) | 95 | 69 |
| 1-26-80 (H) | 56 | 49 |
| 1-3-81 (H) | 76 | 66 |
| 1-31-81 (A) | **71 | 68 |
| 1-2-82 (A) | 68 | 66 |
| 1-30-82 (H) | 82 | 73 |
| **1-29-83 (A)** | **63** | **70** |
| 2-26-83 (H) | 81 | 72 |
| 1-28-84 (H) | 64 | 40 |
| 2-25-84 (A) | 66 | 64 |
| 3-8-84 (SEC) | 92 | 79 |
| **1-23-85 (A)** | **73** | **81** |
| **2-24-85 (H)** | **77** | **79** |
| 1-23-86 (H) | 74 | 69 |
| 2-22-86 (A) | 80 | 75 |
| **12-30-86 (LV)** | **65** | **69** |
| **2-25-87 (A)** | **71** | **79** |
| 1-2-88 (A) | 84 | 77 |
| 3-2-88 (H) | 80 | 72 |
| 3-13-88 (SEC) | 62 | 57 |
| 1-4-89 (H) | 76 | 65 |
| **2-5-89 (A)** | **72** | **84** |
| **1-3-90 (A)** | **91** | **106** |
| 2-3-90 (H) | 88 | 77 |
| **GEORGIA TECH (50-13)** | | |
| 2-23-24 (H) | 33 | 27 |
| 2-6-25 (A) | 18 | 16 |
| 1-16-26 (H) | 25 | 24 |
| **1-22-27 (A)** | **16** | **48** |
| **2-11-28 (H)** | **31** | **35** |
| **1-16-29 (A)** | **19** | **33** |
| 2-8-30 (H) | 39 | 19 |
| 2-9-31 (H) | 38 | 34 |
| 2-16-31 (A) | 35 | 16 |
| 2-11-33 (H) | 45 | 22 |
| 2-10-34 (H) | 49 | 25 |
| 2-9-35 (H) | 57 | 30 |
| 2-28-37 (SEC) | 40 | 30 |
| **2-19-40 (A)** | **39** | **44** |
| 1-20-41 (A) | 47 | 37 |
| 2-17-41 (H) | 60 | 41 |
| 1-20-42 (A) | 63 | 53 |
| 2-16-42 (H) | 57 | 51 |
| 1-19-43 (A) | 38 | 36 |
| 2-15-43 (H) | 58 | 31 |
| 1-22-45 (A) | 64 | 58 |
| 2-3-45 (H) | 51 | 32 |
| 1-21-46 (A) | 68 | 43 |
| 1-28-46 (H) | 54 | 26 |
| 1-20-47 (A) | 70 | 47 |
| 2-22-47 (H) | 83 | 46 |
| 3-1-47 (SEC) | 75 | 53 |
| 1-19-48 (A) | 71 | 56 |
| 2-21-48 (H) | 78 | 54 |
| 3-6-48 (LV) | 54 | 43 |
| 1-17-49 (H) | 56 | 45 |
| 2-19-49 (H) | 78 | 32 |
| 1-16-50 (A) | 61 | 47 |
| 2-18-50 (H) | 97 | 62 |
| 1-22-51 (A) | 82 | 61 |
| 2-9-51 (H) | 75 | 42 |
| 3-3-51 (SEC) | 82 | 56 |
| 1-21-52 (A) | 96 | 51 |
| 2-9-52 (H) | 93 | 42 |
| 2-28-52 (SEC) | 80 | 59 |
| 1-9-54 (H) | 105 | 53 |
| 2-2-54 (LV) | 99 | 48 |
| **1-8-55 (H)** | **58** | **59** |
| **1-31-55 (A)** | **59** | **65** |
| 1-7-56 (H) | 104 | 51 |
| 1-30-56 (A) | 84 | 62 |
| 1-5-57 (H) | 95 | 72 |
| 1-28-57 (A) | 76 | 65 |
| 1-4-58 (A) | 76 | 60 |
| **1-27-58 (A)** | **52** | **71** |
| 1-3-59 (H) | 72 | 62 |
| 1-26-59 (H) | 94 | 70 |
| **1-2-60 (H)** | **54** | **62** |
| **1-25-60 (A)** | **44** | **65** |
| 1-7-61 (H) | 89 | 79 |
| **1-30-61 (A)** | **60** | **62** |
| 1-6-62 (H) | 89 | 70 |
| 1-29-62 (A) | 71 | 62 |
| **1-5-63 (H)** | **85 | 86 |
| **1-28-63 (A)** | **62** | **66** |
| **1-4-64 (A)** | **67** | **76** |
| 1-25-64 (H) | 79 | 62 |
| 12-19-75 (UKIT) | 66 | 64 |
| **G'TOWN (KY) (35-15)** | | |
| **2-6-03 (H)** | **6** | **15** |
| **2-4-04 (A)** | **11** | **26** |
| **2-13-04 (H)** | **10** | **22** |
| **1-13-05 (H)** | **9** | **14** |
| **1-20-06 (A)** | **9** | **34** |
| **2-9-06 (H)** | **22** | **28** |
| 1-19-07 (H) | 16 | 15 |
| **2-21-07 (A)** | **8** | **19** |
| **2-11-08 (A)** | **22** | **30** |
| 3-3-08 (H) | 18 | 13 |
| 2-8-09 (H) | 45 | 32 |
| 2-15-09 (A) | 48 | 19 |
| 1-22-10 (H) | 31 | 11 |
| **2-4-10 (A)** | **16** | **34** |
| 3-8-10 (H) | 24 | 23 |
| 2-17-11 (A) | 47 | 22 |
| 1-5-12 (H) | 38 | 12 |
| 3-1-12 (A) | 19 | 18 |
| 1-18-16 (A) | 29 | 22 |
| 1-31-16 (H) | 30 | 22 |
| **1-27-17 (A)** | **19** | **22** |
| 2-21-17 (H) | 32 | 18 |
| 1-24-18 (H) | 22 | 18 |
| 2-14-18 (A) | 25 | 16 |
| **1-18-19 (H)** | **30** | **32** |
| **2-15-19 (A)** | **18** | **22** |
| 1-31-20 (H) | 25 | 14 |
| 2-17-20 (A) | 28 | 16 |
| 1-18-21 (H) | 38 | 23 |
| 2-15-21 (A) | 56 | 11 |
| **1-14-22 (H)** | **17** | **26** |
| 2-16-22 (A) | 26 | 17 |
| 2-24-22 (SIA) | 41 | 21 |
| 1-13-23 (A) | 24 | 13 |
| **2-19-23 (H)** | **21** | **48** |
| 1-12-24 (A) | 32 | 24 |
| 2-11-24 (H) | 39 | 35 |
| 1-10-25 (H) | 25 | 17 |
| 2-14-25 (A) | 36 | 21 |
| 1-12-26 (A) | 36 | 21 |
| 1-30-26 (H) | 25 | 20 |
| **2-1-27 (A)** | **19** | **26** |
| 12-14-29 (H) | 46 | 9 |
| 12-18-30 (H) | 67 | 19 |
| 12-15-31 (H) | 66 | 24 |
| 12-12-32 (H) | 62 | 21 |
| 12-9-33 (H) | 41 | 12 |
| 12-6-35 (H) | 42 | 17 |
| 12-9-36 (H) | 46 | 21 |
| 12-2-38 (H) | 39 | 19 |
| **GEORGETOWN U. (0-2)** | | |
| **2-11-22 (A)** | **23** | **28** |
| **3-31-84 (NCAA)** | **40** | **53** |
| **GREAT LAKES NAVY (0-2)** | | |
| **3-14-42 (Lou)** | **47** | **58** |
| **3-6-43 (Lou)** | **39** | **53** |
| **HARDIN-SIMMONS (1-0)** | | |
| 12-1-65 (H) | 83 | 55 |
| **HAWAII (2-0)** | | |
| 11-27-85 (A) | 98 | 65 |
| 11-28-87 (H) | 86 | 59 |
| **HOLY CROSS (2-0)** | | |
| 3-20-48 (NCAA) | 60 | 52 |
| 12-16-48 (A) | 51 | 48 |
| **HOUSTON (2-0)** | | |
| 12-29-56 (SB) | 111 | 76 |
| 1-22-84 (H) | 74 | 67 |
| **IDAHO (2-0)** | | |
| 12-9-46 (H) | 65 | 35 |
| 12-17-55 (H) | 91 | 35 |
| **ILLINOIS (11-4)** | | |
| **1-5-25 (A)** | **26** | **36** |
| 3-20-42 (NCAA) | 46 | 44 |
| **12-20-43 (A)** | **41** | **43** |
| 2-7-44 (H) | 51 | 40 |
| 3-22-49 (NCAA) | 76 | 47 |
| 3-24-51(NCAA) | 76 | 74 |
| 12-22-56 (UKIT) | 91 | 70 |

# SCORES VS. ALL OPPONENTS

| Date | Ky. | Opp. |
|---|---|---|
| 12-30-58 (L'ville) .. | 76 | 75 |
| 12-21-60 (UKIT) ... | 83 | 78 |
| **12-19-64 (UKIT) ...** | **86** | **91** |
| 12-8-65 (A) ..... | 86 | 68 |
| **12-5-66 (H) .....** | **97** | **98** |
| 12-11-82 (H) ..... | 76 | 57 |
| 12-24-84 (A) ..... | 56 | 54 |
| 3-24-84 (NCAA) ... | 54 | 51 |
| **INDIANA (15-18)** | | |
| **12-18-24 (H) .....** | **18** | **20** |
| **1-5-26 (A) .....** | **23** | **34** |
| **12-21-26 (H) .....** | **19** | **38** |
| **2-4-28 (A) .....** | **29** | **48** |
| **12-30-40 (SB) .....** | **45** | **48** |
| **12-23-42 (LV) .....** | **52** | **58** |
| 12-11-43 (LV) ..... | 66 | 41 |
| 12-16-44 (LV) ..... | 61 | 43 |
| 12-18-65 (UKIT) ... | 91 | 56 |
| 12-13-69 (H) ..... | 109 | 92 |
| 12-12-70 (A) ..... | *95 | 93 |
| **12-11-71 (LV) .....** | ***89** | **90** |
| **12-9-72 (A) .....** | **58** | **64** |
| **3-17-73 (NCAA) ...** | **65** | **72** |
| **12-8-73 (LV) .....** | **68** | **77** |
| **12-7-74 (A) .....** | **74** | **98** |
| 3-22-75 (NCAA) ... | 92 | 90 |
| **12-15-75 (LV) .....** | ***68** | **77** |
| 12-6-76 (A) ..... | 66 | 51 |
| 12-5-77 (H) ..... | 78 | 64 |
| **12-16-78 (A) .....** | ***67** | **68** |
| 12-15-79 (H) ..... | 69 | 58 |
| 12-6-80 (A) ..... | 68 | 66 |
| 12-8-81 (H) ..... | 85 | 69 |
| **12-22-82 (A) .....** | **59** | **62** |
| 3-24-83 (NCAA) ... | 64 | 59 |
| 12-3-83 (H) ..... | 59 | 54 |
| **12-8-84 (A) .....** | **68** | **81** |
| 12-7-85 (H) ..... | 63 | 58 |
| **12-6-86 (A) .....** | **66** | **71** |
| 12-5-87 (N) ..... | 82 | 76 |
| **12-20-88 (H) .....** | **52** | **75** |
| **12-2-89 (N) .....** | **69** | **71** |
| **INDIANA CENTRAL (4-0)** | | |
| 11-28-46 (H) ..... | 78 | 36 |
| 11-29-47 (H) ..... | 80 | 41 |
| 11-29-48 (H) ..... | 74 | 38 |
| 12-3-49 (H) ..... | 94 | 61 |
| **IONA (4-0)** | | |
| 12-23-77 (H) ..... | 104 | 65 |
| 12-2-79 (GAS) .... | 57 | 50 |
| 12-19-86 (UKIT) ... | 75 | 59 |
| 11-25-88 (N) ..... | 56 | 54 |
| **IOWA (3-2)** | | |
| **3-17-56 (NCAA) ...** | **77** | **89** |
| 12-21-62 (UKIT) ... | 94 | 69 |
| 12-4-64 (H) ..... | 85 | 77 |
| **12-4-72 (H) .....** | **66** | **79** |
| 12-14-73 (A) ..... | 88 | 80 |
| **IOWA STATE (1-0)** | | |
| 12-9-64 (H) ..... | 100 | 74 |
| **INSTANBUL (1-0)** | | |
| 8-10-66 (IUT) ..... | 82 | 36 |
| **JACKSONVILLE (1-1)** | | |
| **3-14-70 (NCAA) ...** | **100** | **106** |
| 12-18-81 (UKIT) ... | 107 | 91 |
| **KANSAS (16-3)** | | |
| 12-16-50 (H) ..... | 68 | 39 |
| 12-14-59 (A) ..... | *77 | 72 |
| 12-6-69 (H) ..... | 115 | 85 |
| 12-4-71 (A) ..... | 79 | 69 |
| 12-23-72 (H) ..... | 77 | 71 |
| **12-3-73 (A) .....** | **63** | **71** |
| 12-23-74 (LV) ..... | 100 | 63 |
| 12-13-75 (A) ..... | 54 | 48 |
| 12-11-76 (H) ..... | 90 | 63 |
| 12-10-77 (A) ..... | 73 | 66 |
| 12-9-78 (H) ..... | *67 | 66 |
| 12-12-79 (A) ..... | 57 | 56 |
| 12-13-80 (H) ..... | 87 | 73 |
| 12-12-81 (A) ..... | *77 | 74 |
| 12-29-82 (LV) ..... | 82 | 62 |
| 12-10-84 (A) ..... | 72 | 50 |
| 12-31-85 (LV) ..... | 92 | 89 |
| **12-14-85 (A) .....** | **66** | **83** |
| **12-9-89 (A) .....** | **95** | **150** |
| **KANSAS STATE (7-0)** | | |
| 1-4-40 (H) ..... | 53 | 26 |
| 12-20-40 (H) ..... | 28 | 25 |
| 3-27-51 (NCAA) ... | 68 | 58 |
| 12-23-61 (UKIT) ... | 80 | 67 |
| 12-23-66 (UKIT) ... | 83 | 79 |
| 12-6-71 (A) ..... | 71 | 64 |
| 3-16-76 (NIT) ..... | 81 | 78 |
| **KY. WESLEYAN (8-2-1)** | | |
| 1-8-10 (A) ..... | 14 | 12 |
| **1-27-11 (A) .....** | **19** | **21** |
| 1-9-18 (H) ..... | 23 | 13 |
| 2-9-18 (A) ..... | 21 | 21 |
| 1-13-19 (H) ..... | 46 | 5 |
| 2-22-19 (H) ..... | 18 | 13 |
| 2-21-20 (H) ..... | 43 | 13 |
| 1-12-21 (H) ..... | 38 | 13 |
| **1-10-27 (A) .....** | **25** | **31** |
| 2-18-30 (H) ..... | 32 | 20 |
| 12-10-38 (H) ..... | 57 | 18 |
| **LAMAR (1-0)** | | |
| 12-13-86 (H) ..... | 71 | 56 |
| **LA SALLE (3-0)** | | |
| 12-22-53 (UKIT) ... | 73 | 60 |
| 12-22-54 (UKIT) ... | 63 | 54 |
| 12-2-78 (H) ..... | 109 | 77 |
| **LEXINGTON HIGH (1-1)** | | |
| 1-9-09 (H) ..... | 29 | 9 |
| **1-13-11 (H) .....** | **29** | **36** |
| **LEXINGTON YMCA (2-5)** | | |
| 2-19-03 (H) ..... | 11 | 10 |
| **1-16-07 (H) .....** | **17** | **25** |
| **3-1-07 (A) .....** | **22** | **41** |
| **1-10-08 (H) .....** | **19** | **29** |
| **2-15-08 (H) .....** | **19** | **23** |
| 2-16-12 (H) ..... | 32 | 20 |
| **1-24-13 (H) .....** | **25** | **27** |
| **LONG ISLAND U. (2-1)** | | |
| **1-4-39 (MSG) .....** | **34** | **52** |
| 1-1-45 (MSG) ..... | *62 | 52 |
| 3-17-47 (MSG) .... | 63 | 62 |
| **LSU (60-18)** | | |
| 2-27-33 (SEC) ..... | 51 | 38 |
| 2-26-37 (SEC) ..... | 57 | 37 |
| 3-3-39 (SEC) ..... | 53 | 34 |
| 3-3-44 (SEC) ..... | 55 | 28 |
| 3-2-45 (SEC) ..... | 68 | 37 |
| 3-2-46 (SEC) ..... | 59 | 36 |
| 3-5-48 (SEC) ..... | 63 | 47 |
| 1-31-51 (A) ..... | 81 | 59 |
| 1-5-52 (H) ..... | 57 | 47 |
| 3-1-52 (SEC) ..... | 44 | 43 |
| 3-9-54 (N) ..... | 63 | 56 |
| 12-4-54 (H) ..... | 74 | 58 |
| 1-17-55 (A) ..... | 64 | 62 |
| 12-3-55 (A) ..... | 62 | 52 |
| 1-14-56 (H) ..... | 107 | 65 |
| 1-12-57 (A) ..... | 51 | 46 |
| 1-11-58 (H) ..... | 97 | 52 |
| 1-10-59 (A) ..... | 76 | 61 |
| 1-9-60 (H) ..... | 77 | 45 |
| **1-13-61 (A) .....** | **59** | **73** |
| 1-12-62 (H) ..... | 84 | 63 |
| 1-11-63 (A) ..... | 63 | 56 |
| 1-10-64 (H) ..... | 103 | 84 |
| 1-9-65 (A) ..... | 79 | 66 |
| 1-24-66 (H) ..... | 111 | 85 |
| 1-28-67 (H) ..... | 102 | 72 |
| 2-4-67 (A) ..... | 105 | 84 |
| 1-27-68 (A) ..... | 121 | 95 |
| 2-3-68 (H) ..... | 109 | 96 |
| 1-25-69 (A) ..... | 108 | 96 |
| 2-22-69 (H) ..... | 103 | 89 |
| 1-24-70 (H) ..... | 109 | 96 |
| 2-21-70 (A) ..... | 121 | 105 |
| 1-23-71 (A) ..... | 82 | 79 |
| 2-20-71 (H) ..... | 110 | 73 |
| 1-29-72 (H) ..... | 89 | 71 |
| **2-26-72 (A) .....** | **71** | **88** |
| 1-27-73 (A) ..... | 86 | 71 |
| 2-24-73 (H) ..... | 94 | 76 |
| **1-5-74 (A) .....** | **84** | **95** |
| 2-4-74 (H) ..... | 73 | 70 |
| 1-4-75 (H) ..... | 115 | 80 |
| 2-3-75 (A) ..... | 77 | 76 |
| 2-2-76 (H) ..... | 85 | 71 |
| 3-1-76 (A) ..... | 85 | 70 |
| 1-22-77 (H) ..... | 87 | 72 |
| 2-19-77 (A) ..... | 90 | 76 |
| 1-14-78 (H) ..... | 96 | 76 |
| **2-11-78 (A) .....** | ***94** | **95** |
| **1-6-79 (H) .....** | **89** | **93** |
| **2-3-79 (A) .....** | **61** | **70** |
| 3-2-79 (SEC) ..... | 80 | 67 |
| **1-28-80 (H) .....** | **60** | **65** |
| 2-24-80 (A) ..... | *76 | 74 |
| **3-1-80 (SEC) .....** | **78** | **80** |
| **1-19-81 (A) .....** | **67** | **81** |
| 3-1-81 (H) ..... | 73 | 71 |
| 1-25-82 (H) ..... | 76 | 65 |
| **2-27-82 (A) .....** | **78** | **94** |
| 1-5-83 (H) ..... | 52 | 50 |
| **3-5-83 (A) .....** | **60** | **74** |
| 1-7-84 (A) ..... | 96 | 80 |
| 3-3-84 (H) ..... | 90 | 68 |
| 1-31-85 (H) ..... | 53 | 43 |
| **3-2-85 (A) .....** | **61** | **67** |
| 1-29-86 (A) ..... | 54 | 52 |
| 3-1-86 (H) ..... | 68 | 57 |
| 3-7-86 (H-SEC) .... | 61 | 58 |
| **3-22-86 (NCAA) ...** | **57** | **59** |
| **1-18-87 (H) .....** | **41** | **76** |
| **2-21-87 (A) .....** | **52** | **65** |
| 1-23-88 (A) ..... | 76 | 61 |
| 2-24-88 (H) ..... | 95 | 69 |
| 3-12-88 (SEC) ..... | 86 | 80 |
| **1-14-89 (H) .....** | **62** | **64** |
| **2-15-89 (A) .....** | **80** | **99** |
| **1-13-90 (A) .....** | **81** | **94** |
| 2-15-90 (H) ..... | 100 | 95 |
| **L'VILLE COLISEUM (1-1)** | | |
| 2-8-08 (H) ..... | 29 | 28 |
| **2-22-08 (A) .....** | **18** | **30** |
| **LOUISVILLE (14-7)** | | |
| 2-15-13 (H) ..... | 34 | 10 |
| 2-7-14 (H) ..... | 22 | 17 |
| 3-3-14 (A) ..... | 26 | 13 |
| 1-22-15 (H) ..... | 18 | 14 |
| **2-27-15 (A) .....** | **15** | **26** |
| **2-12-16 (H) .....** | **22** | **28** |
| 2-22-16 (A) ..... | 32 | 24 |
| 1-17-22 (A) ..... | 38 | 14 |
| 1-21-22 (H) ..... | 29 | 22 |
| 3-27-48 (N) ..... | *91 | 57 |
| 3-20-51 (NCAA) ... | 79 | 68 |
| **3-13-59 (NCAA) ...** | **61** | **76** |
| **3-26-83 (NCAA) ...** | ***68** | **80** |
| 11-26-83 (H) ..... | 65 | 44 |
| 3-22-84 (NCAA) ... | 72 | 67 |
| **12-15-84 (A) .....** | **64** | **71** |
| 12-28-85 (H) ..... | 69 | 64 |
| 12-27-86 (A) ..... | 85 | 51 |
| 12-12-88 (H) ..... | 76 | 75 |
| **12-31-88 (A) .....** | **75** | **97** |
| **12-30-89 (H) .....** | **79** | **86** |
| **LOUISVILLE YMCA (1-0)** | | |
| 1-17-14 (H) ..... | 30 | 21 |
| **LOUISVILLE YMHA (1-0)** | | |
| 1-31-14 (H) ..... | 59 | 12 |
| **LOYOLA (Chicago) (4-3)** | | |
| 3-14-49 (NIT) ..... | 56 | 67 |
| **3-13-51 (H) .....** | **97** | **61** |
| 1-7-57 (H) ..... | 81 | 62 |
| 2-15-57 (A) ..... | 115 | 65 |
| 12-30-57 (H) ..... | 75 | 42 |
| **2-15-58 (A) .....** | **56** | **57** |
| **3-14-64 (NCAA) ...** | **91** | **100** |
| **LOYOLA (N.O.) (1-0)** | | |
| 12-30-63 (SB) ..... | 86 | 64 |
| **MAINE (1-0)** | | |
| 12-30-80 (H) ..... | 100 | 54 |
| **MARIETTA (2-2)** | | |
| 2-13-13 (H) ..... | 42 | 16 |
| 2-28-14 (H) ..... | 19 | 17 |
| **3-3-16 (H) .....** | **22** | **27** |
| **3-4-16 (H) .....** | **23** | **27** |
| **MARQUETTE (7-4)** | | |
| 2-14-38 (H) ..... | 35 | 33 |
| 2-4-39 (H) ..... | 37 | 31 |
| 2-3-40 (A) ..... | 51 | 45 |
| **3-11-55 (NCAA) ...** | **71** | **79** |
| 3-14-59 (NCAA) ... | 98 | 69 |
| **3-11-61 (CHI) .....** | **72** | **88** |
| 3-15-68 (NCAA) ... | 107 | 89 |
| **3-13-69 (NCAA) ...** | **74** | **81** |
| **3-20-71 (NCAA) ...** | **74** | **91** |
| 3-16-72 (NCAA) ... | 85 | 69 |
| 3-15-75 (NCAA) ... | 76 | 54 |
| **MARSHALL (7-0)** | | |
| 1-21-14 (A) ..... | 46 | 6 |
| 1-27-22 (H) ..... | 34 | 12 |
| 12-27-30 (H) ..... | 42 | 26 |
| 12-30-31 (H) ..... | 46 | 16 |
| 12-17-32 (N) ..... | 57 | 23 |
| 12-14-33 (H) ..... | 48 | 26 |
| 12-17-88 (UKIT) ... | 91 | 78 |
| **MARYLAND (4-3)** | | |
| **1-19-28 (A) .....** | **7** | **37** |
| 2-28-30 (SCT) ..... | 26 | 21 |
| **3-3-31 (SCT) .....** | **27** | **29** |
| 12-15-55 (A) ..... | 62 | 61 |
| 12-15-56 (H) ..... | 76 | 55 |
| **12-9-57 (A) .....** | **62** | **71** |
| 12-15-57 (H) ..... | *58 | 56 |
| **MARYVILLE (5-0)** | | |
| 1-16-15 (H) ..... | 37 | 17 |
| 2-4-15 (A) ..... | 23 | 22 |
| 2-26-16 (H) ..... | 36 | 25 |
| 1-22-20 (H) ..... | 27 | 16 |
| 12-13-40 (H) ..... | 53 | 14 |
| **MERCER (1-1)** | | |
| 1-26-21 (SIAA) .... | 49 | 24 |
| **2-25-22 (SIAA) ....** | **22** | **35** |
| **MEXICO U. (3-0)** | | |
| 2-16-33 (H) ..... | 81 | 22 |
| 2-8-37 (H) ..... | 60 | 30 |
| 1-24-42 (H) ..... | 56 | 26 |
| **MEXICO YMCA (1-0)** | | |
| 1-8-24 (H) ..... | 25 | 14 |
| **MIAMI (FL) (1-0)** | | |
| 12-3-56 (H) ..... | 114 | 75 |
| **MIAMI (O) (18-4)** | | |
| **1-12-06 (H) .....** | **10** | **15** |
| **2-17-06 (A) .....** | **19** | **29** |
| 1-19-12 (H) ..... | 31 | 14 |
| 2-27-13 (H) ..... | 24 | 16 |
| **3-8-19 (H) .....** | **14** | **38** |
| **12-20-27 (H) .....** | **31** | **36** |
| 12-21-28 (H) ..... | *43 | 42 |
| 12-20-29 (H) ..... | 35 | 20 |
| 12-6-41 (H) ..... | 35 | 21 |
| 12-16-46 (H) ..... | 62 | 49 |
| 1-5-48 (A) ..... | 67 | 53 |
| 3-14-58 (NCAA) ... | 94 | 70 |
| 1-2-61 (H) ..... | 70 | 58 |
| 12-2-61 (H) ..... | 93 | 61 |
| 12-2-68 (A) ..... | 86 | 77 |
| 3-15-69 (NCAA) ... | 72 | 71 |
| 12-29-69 (H) ..... | 80 | 58 |
| 12-1-73 (H) ..... | 81 | 68 |
| 12-2-74 (A) ..... | 80 | 73 |
| 3-10-75 (H) ..... | 91 | 69 |
| 3-16-78 (NCAA) ... | 91 | 69 |
| 12-18-87 (H) ..... | 85 | 71 |
| **MICHIGAN (4-1)** | | |
| **12-20-24 (H) .....** | **11** | **21** |
| 3-12-66 (NCAA) ... | 84 | 77 |
| 12-2-67 (A) ..... | 96 | 79 |
| 12-20-68 (UKIT) ... | 112 | 104 |
| 12-5-70 (A) ..... | 104 | 93 |
| **MICHIGAN STATE (10-6)** | | |
| **12-13-35 (A) .....** | **26** | **32** |
| 1-21-36 (H) ..... | 27 | 19 |
| 1-2-37 (H) ..... | 28 | 21 |
| **1-14-37 (A) .....** | **23** | **24** |
| **1-8-38 (A) .....** | **37** | **42** |
| 2-7-38 (H) ..... | 44 | 27 |
| 1-13-45 (H) ..... | 66 | 36 |
| **2-5-45 (A) .....** | **50** | **66** |
| 1-12-46 (H) ..... | 55 | 44 |
| 2-2-46 (H) ..... | 59 | 51 |
| 1-10-48 (A) ..... | 47 | 45 |
| **3-16-57 (NCAA) ...** | **68** | **80** |
| **12-13-71 (H) .....** | **85** | **91** |
| **1-27-47 (H) .....** | **86** | **63** |
| 12-2-72 (A) ..... | 75 | 66 |
| 3-18-78 (NCAA) ... | 52 | 49 |
| **MIDDLE TENN. (0-1)** | | |
| **3-4-82 (NCAA) ....** | **44** | **50** |
| **MINNESOTA (3-1)** | | |
| **12-13-51 (A) .....** | **57** | **61** |
| 12-28-53 (H) ..... | 74 | 59 |
| 12-20-55 (UKIT) ... | 72 | 65 |
| 12-21-57 (UKIT) ... | 78 | 58 |
| **MISSISSIPPI (75-8)** | | |
| 1-9-25 (H) ..... | 26 | 23 |
| **2-11-27 (H) .....** | **17** | **37** |
| **2-27-28 (SC) .....** | **28** | **41** |
| 2-22-29 (H) ..... | 35 | 30 |
| 2-23-29 (H) ..... | 32 | 24 |
| 2-23-33 (SEC) ..... | 49 | 31 |
| 3-2-39 (SEC) ..... | 49 | 30 |
| 2-10-41 (H) ..... | 60 | 41 |
| 2-27-41 (SEC) ..... | 62 | 52 |
| 2-27-42 (SEC) ..... | 59 | 32 |
| 2-3-49 (N) ..... | 75 | 45 |
| 2-16-49 (H) ..... | 85 | 31 |
| 2-4-50 (N) ..... | 61 | 55 |
| 2-15-50 (H) ..... | 90 | 50 |
| 2-3-51 (N) ..... | 86 | 39 |
| 1-2-52 (N) ..... | 116 | 58 |
| 2-6-52 (H) ..... | 81 | 61 |
| 2-13-54 (H) ..... | 88 | 62 |
| 2-5-55 (N) ..... | 84 | 66 |
| 2-11-56 (H) ..... | 88 | 49 |
| 2-8-57 (N) ..... | 75 | 69 |
| 2-8-58 (H) ..... | 96 | 65 |
| 2-7-59 (N) ..... | 97 | 72 |
| 2-6-60 (H) ..... | 61 | 43 |
| 2-11-61 (N) ..... | 74 | 60 |
| 2-10-62 (H) ..... | 83 | 60 |
| 2-9-63 (N) ..... | 75 | 69 |
| 2-8-64 (H) ..... | 102 | 59 |
| 2-6-65 (H) ..... | 102 | 65 |
| 2-21-66 (A) ..... | 108 | 65 |
| 1-30-67 (H) ..... | 96 | 53 |
| 2-6-67 (A) ..... | 79 | 70 |
| 1-9-68 (A) ..... | 85 | 76 |
| 2-5-68 (H) ..... | 78 | 62 |
| 1-4-69 (A) ..... | 69 | 59 |
| 2-8-69 (H) ..... | 104 | 68 |
| 1-3-70 (H) ..... | 95 | 73 |
| 2-7-70 (A) ..... | 120 | 85 |
| 1-2-71 (A) ..... | 103 | 95 |
| 2-6-71 (A) ..... | 121 | 86 |
| 1-8-72 (H) ..... | 93 | 82 |
| 2-12-72 (A) ..... | 90 | 82 |
| **1-6-73 (A) .....** | **58** | **61** |
| 2-10-73 (H) ..... | 88 | 70 |
| 1-19-74 (H) ..... | 93 | 64 |
| **2-18-74 (A) .....** | **60** | **61** |
| 1-18-75 (A) ..... | 85 | 82 |
| 2-17-75 (H) ..... | 108 | 89 |
| 1-31-76 (H) ..... | 89 | 81 |
| 2-28-76 (A) ..... | 94 | 87 |
| 1-24-77 (H) ..... | 100 | 73 |
| 2-21-77 (A) ..... | 81 | 69 |
| 1-16-78 (H) ..... | 76 | 56 |
| 2-13-78 (A) ..... | 64 | 52 |
| 1-8-79 (H) ..... | 90 | 64 |
| 2-5-79 (A) ..... | 87 | 82 |
| 2-28-79 (SEC) ..... | 82 | 77 |
| 1-9-80 (A) ..... | 79 | 73 |
| 2-6-80 (H) ..... | 86 | 72 |

# SCORES VS. ALL OPPONENTS

| Date | Ky. | Opp. |
|---|---|---|
| 2-29-80 (SEC) | 70 | 67 |
| 1-14-81 (H) | 64 | 55 |
| 2-11-81 (A) | 62 | 55 |
| **1-13-82 (A)** | **65** | **67** |
| 2-10-82 (H) | 56 | 49 |
| 3-5-82 (H-SEC) | 62 | 58 |
| 1-3-83 (H) | 72 | 60 |
| 3-3-83 (A) | 61 | 58 |
| 1-2-84 (A) | 68 | 55 |
| 3-1-84 (H) | 76 | 57 |
| 1-9-85 (A) | 57 | 45 |
| 2-9-85 (H) | 67 | 52 |
| 1-8-86 (H) | 75 | 58 |
| 2-8-86 (A) | 62 | 58 |
| 3-6-86 (H-SEC) | 95 | 69 |
| **1-28-87 (A)** | **65** | **76** |
| 2-28-87 (H) | 64 | 63 |
| 3-3-88 (H) | 94 | 65 |
| 3-5-88 (A) | 78 | 71 |
| 3-11-88 (SEC) | 82 | 64 |
| **1-28-89 (A)** | **65** | **70** |
| 3-1-89 (H) | 70 | 69 |
| 1-27-90 (H) | 98 | 79 |
| **2-28-90 (A)** | **74** | **88** |
| **MISSISSIPPI STATE (67-13)** | | |
| 2-28-21 (SIAA) | 28 | 13 |
| 1-26-22 (H) | 28 | 21 |
| **1-14-24 (H)** | **16** | **17** |
| 2-27-25 (SC) | 31 | 26 |
| **3-1-26 (SC)** | **26** | **31** |
| 2-1-29 (A) | 25 | 23 |
| 2-2-29 (A) | 32 | 14 |
| 1-24-30 (H) | 38 | 17 |
| 1-25-30 (H) | 20 | 14 |
| 2-28-33 (SEC) | 46 | 27 |
| 2-28-36 (SEC) | 41 | 39 |
| 2-13-39 (H) | 39 | 28 |
| 2-13-40 (H) | 45 | 37 |
| 2-27-43 (SEC) | 52 | 43 |
| 1-4-50 (N) | 87 | 55 |
| 3-2-50 (SEC) | 56 | 46 |
| 2-2-51 (A) | 80 | 60 |
| 3-1-51 (SEC) | 92 | 70 |
| 2-11-52 (H) | 110 | 66 |
| 2-15-54 (H) | 81 | 49 |
| 2-7-55 (A) | 61 | 56 |
| 2-13-56 (H) | 86 | 65 |
| **2-11-57 (A)** | **81** | **89** |
| 2-10-58 (H) | 72 | 62 |
| **2-9-59 (A)** | **58** | **66** |
| 2-8-60 (H) | 90 | 59 |
| 2-13-61 (A) | 68 | 62 |
| **2-12-62 (H)** | **44** | **49** |
| **2-11-63 (A)** | **52** | **56** |
| 2-10-64 (H) | 65 | 59 |
| 2-8-65 (H) | 74 | 56 |
| 2-19-66 (A) | 73 | 69 |
| **2-11-67 (H)** | ***72** | **77** |
| 2-18-67 (A) | 103 | 74 |
| 2-10-68 (A) | 92 | 84 |
| 2-17-68 (H) | 107 | 81 |
| 1-6-69 (A) | 91 | 72 |
| 2-10-69 (H) | 91 | 69 |
| 1-5-70 (H) | 111 | 76 |
| 2-9-70 (A) | 86 | 57 |
| 1-4-71 (A) | 79 | 71 |
| 2-8-71 (H) | 102 | 83 |
| 1-10-72 (H) | 104 | 76 |
| 2-14-72 (A) | 63 | 55 |
| 1-8-73 (A) | 90 | 81 |
| 2-12-73 (A) | 100 | *87 |
| 2-2-74 (A) | 82 | 70 |
| 3-4-74 (H) | 108 | 69 |
| 2-1-75 (H) | 112 | 79 |
| 3-8-75 (A) | 118 | 80 |
| **1-5-76 (A)** | **73** | **77** |
| 3-8-76 (H) | 94 | *93 |
| 1-31-77 (A) | 92 | 85 |
| 2-28-77 (H) | 77 | 64 |
| 1-21-78 (A) | 75 | 65 |
| 2-18-78 (H) | 58 | 56 |
| **1-15-79 (A)** | **61** | **63** |
| 2-12-79 (H) | 80 | 65 |
| 1-23-80 (A) | 89 | 67 |
| 2-20-80 (H) | 71 | 65 |
| 1-28-81 (H) | 71 | 64 |
| 2-25-81 (A) | 78 | 74 |
| **1-27-82 (A)** | **51** | **56** |
| 2-24-82 (H) | 71 | 54 |
| 1-10-83 (A) | 59 | 53 |
| 2-8-83 (H) | 88 | 67 |
| 1-11-84 (H) | 51 | 42 |
| 2-6-84 (A) | 77 | 58 |
| 1-16-85 (H) | 58 | 57 |
| **2-16-85 (A)** | **69** | **82** |
| 1-15-86 (A) | 64 | 52 |
| 2-15-86 (H) | 88 | 62 |
| 1-12-87 (A) | 57 | 49 |
| 1-31-87 (H) | 50 | 36 |
| 1-6-88 (H) | 93 | 52 |
| 2-6-88 (A) | 83 | 59 |
| 2-1-89 (H) | 73 | 61 |
| 3-4-89 (A) | 67 | 68 |
| 12-4-89 (H) | 102 | 97 |
| **1-31-90 (A)** | **86** | **87** |
| **MISSOURI (2-0)** | | |
| 12-31-60 (H) | 81 | 69 |
| 12-17-71 (UKIT) | 83 | 72 |
| **MOORES HILL (1-0)** | | |
| 2-14-06 (A) | 32 | 11 |
| **MOREHEAD (1-0)** | | |
| 3-17-61 (NCAA) | 71 | 64 |
| **NAVAL ACADEMY (3-1)** | | |
| **1-18-29 (A)** | **26** | **32** |
| 12-29-58 (H) | 82 | 69 |
| 12-19-69 (UKIT) | 73 | 59 |
| 1-25-87 (H) | 80 | 69 |
| **NEBRASKA (2-1)** | | |
| **12-18-40 (A)** | **39** | **40** |
| 12-16-41 (H) | 42 | 27 |
| 12-15-72 (UKIT) | 85 | 60 |
| **NEVADA-LAS VEGAS (3-0)** | | |
| 3-4-78 (H) | 92 | 70 |
| 2-17-80 (A) | 74 | 69 |
| 3-16-85 (NCAA) | 64 | 61 |
| **NEW ALBANY YMCA (0-1)** | | |
| **2-12-06 (A)** | **12** | **29** |
| **NEW YORK UNIV. (0-2)** | | |
| **1-5-35 (MSG)** | **22** | **23** |
| **1-8-36 (MSG)** | **28** | **41** |
| **NIAGARA (1-0)** | | |
| 3-13-76 (NIT) | 67 | 61 |
| **NORTH CAROLINA (6-14)** | | |
| **2-29-24 (SIAA)** | **20** | **41** |
| **1-4-29 (H)** | **15** | **25** |
| **2-27-32 (SC)** | **42** | **43** |
| 1-9-50 (H) | 83 | 44 |
| 12-18-59 (UKIT) | 76 | 70 |
| 12-13-60 (N) | 70 | 65 |
| **12-17-62 (H)** | **66** | **68** |
| 12-9-63 (H) | 100 | 80 |
| **12-7-64 (N)** | **67** | **82** |
| **12-13-66 (H)** | **55** | **64** |
| **12-12-67 (N)** | **77** | **84** |
| **12-7-68 (H)** | **77** | **87** |
| 12-8-69 (N) | 94 | 87 |
| **12-11-72 (LV)** | **70** | **78** |
| **12-10-73 (N)** | **84** | **101** |
| 12-9-74 (LV) | 90 | 78 |
| **12-8-75 (N)** | **77** | **90** |
| **3-19-77 (NCAA)** | **72** | **79** |
| **12-26-81 (N)** | **69** | **82** |
| **12-27-89 (LV)** | **110** | **121** |
| **N.C.-CHARLOTTE (2-0)** | | |
| 3-21-76 (NIT) | 71 | 67 |
| 12-19-87 (UKIT) | 84 | 81 |
| **N. CAROLINA STATE (3-1)** | | |
| 2-27-31 (SCT) | 33 | 28 |
| 3-19-47 (NIT) | 60 | 42 |
| 1-5-85 (H) | 78 | 62 |
| **2-28-86 (A)** | **51** | **54** |
| **NORTHWESTERN (7-1)** | | |
| 12-15-62 (H) | 71 | 60 |
| 12-7-63 (A) | 95 | 63 |
| 12-11-65 (H) | 86 | 75 |
| 12-10-66 (A) | 118 | 116 |
| 12-1-70 (A) | 115 | 100 |
| 12-1-71 (H) | 94 | 85 |
| 11-30-74 (H) | 97 | 70 |
| **12-1-75 (A)** | **77** | **89** |
| **N-WESTERN (LA) ST. (1-1)** | | |
| 12-22-85 (H) | 77 | 58 |
| **12-7-88 (H)** | **82** | **85** |
| **NOTRE DAME (31-17)** | | |
| 1-12-29 (A) | 19 | 16 |
| **2-10-36 (A)** | **20** | **41** |
| **1-5-37 (LV)** | **28** | **41** |
| **1-15-38 (A)** | **39** | **47** |
| **1-14-39 (LV)** | **39** | **42** |
| **1-13-40 (A)** | **47** | **52** |
| **1-4-41 (LV)** | **47** | **48** |
| **2-7-42 (A)** | **43** | **46** |
| 1-23-43 (LV) | 60 | 55 |
| 1-8-44 (LV) | 55 | 54 |
| **1-27-45 (LV)** | ***58** | **59** |
| **1-26-46 (A)** | **47** | **56** |
| 2-1-47 (LV) | 60 | 30 |
| **2-2-48 (A)** | **55** | **64** |
| 1-29-49 (LV) | 62 | 38 |
| **1-23-50 (A)** | **51** | **64** |
| 1-15-51 (H) | 69 | 44 |
| 2-2-52 (N) | 71 | 66 |
| 3-15-58 (NCAA) | 89 | 56 |
| 2-14-59 (N) | 71 | 52 |
| 2-13-60 (H) | 68 | 65 |
| 12-7-60 (LV) | 68 | 62 |
| 12-30-61 (LV) | 100 | 53 |
| 12-29-62 (LV) | 78 | 70 |
| 12-28-63 (LV) | 101 | 81 |
| **12-29-64 (LV)** | **97** | **111** |
| 12-29-65 (LV) | 103 | 69 |
| 12-31-66 (LV) | 96 | 85 |
| 12-30-67 (LV) | 81 | 73 |
| 12-28-68 (LV) | 110 | 90 |
| 12-27-69 (LV) | 102 | 100 |
| 3-12-70 (NCAA) | 109 | 99 |
| **12-29-70 (LV)** | **92** | **99** |
| 12-28-71 (LV) | 83 | 67 |
| 12-30-72 (LV) | 65 | 63 |
| **12-29-73 (LV)** | **79** | **94** |
| 12-28-74 (LV) | 113 | 96 |
| 12-30-75 (LV) | 79 | 77 |
| 12-30-76 (LV) | 102 | 78 |
| 12-31-77 (LV) | 73 | 68 |
| 12-30-78 (LV) | 81 | 76 |
| 12-29-79 (LV) | 86 | 80 |
| **12-27-80 (LV)** | **61** | **67** |
| 12-29-81 (LV) | *34 | 28 |
| 12-1-82 (A) | 58 | 45 |
| 1-31-88 (LV) | 78 | 69 |
| **12-3-88 (N)** | **65** | **81** |
| **3-5-90 (A)** | **67** | **80** |
| **OGLETHORPE (1-0)** | | |
| 12-13-34 (H) | 81 | 12 |
| **OHIO STATE (8-8)** | | |
| **1-2-33 (H)** | **30** | **46** |
| 12-27-39 (SB) | 36 | 30 |
| **12-13-41 (A)** | **41** | **43** |
| **1-2-43 (H)** | **40** | **45** |
| 12-13-43 (A) | 40 | 28 |
| 12-23-44 (H) | *53 | 48 |
| **3-20-45 (NCAA)** | **37** | **45** |
| 12-4-57 (A) | 61 | 54 |
| 12-19-58 (UKIT) | 95 | 76 |
| 12-28-59 (H) | 96 | 93 |
| **3-18-61 (NCAA)** | **74** | **87** |
| **3-17-62 (NCAA)** | **64** | **74** |
| **3-16-68 (NCAA)** | **81** | **82** |
| 12-3-80 (H) | 70 | 64 |
| 12-5-81 (A) | 78 | 62 |
| **3-13-87 (NCAA)** | **77** | **91** |
| **OHIO UNIVERSITY (9-1)** | | |
| 2-26-44 (H) | 51 | 35 |
| 1-16-45 (H) | 59 | 46 |
| 2-19-45 (A) | 61 | 38 |
| 1-5-46 (H) | 57 | 48 |
| 2-19-46 (A) | 60 | 52 |
| 1-4-47 (H) | 46 | 36 |
| 1-12-48 (A) | 79 | 57 |
| **3-13-64 (NCAA)** | **69** | **85** |
| 3-19-82 (NCAA) | 57 | 40 |
| 11-28-89 (H) | 76 | 73 |
| **OHIO WESLEYAN (0-1)** | | |
| **2-9-11 (A)** | **19** | **37** |
| **OKLAHOMA STATE (3-1)** | | |
| 3-26-44 (NIT) | 45 | 29 |
| **12-30-46 (SB)** | **31** | **37** |
| 3-26-49 (NCAA) | 46 | 36 |
| 12-21-74 (UKIT) | 90 | 65 |
| **OKLAHOMA (2-0)** | | |
| 12-21-46 (H) | 43 | 33 |
| 3-1-87 (H) | 75 | 74 |
| **OREGON (1-0)** | | |
| 12-16-72 (UKIT) | 95 | 68 |
| **OREGON STATE (3-0)** | | |
| 12-22-66 (UKIT) | 96 | 76 |
| 12-22-70 (H) | 84 | 78 |
| 12-20-75 (UKIT) | 82 | 74 |
| **OTTERBEIN (0-1)** | | |
| **2-10-11 (A)** | **27** | **41** |
| **PENNSYLVANIA (2-0)** | | |
| 12-9-67 (H) | 64 | 49 |
| 12-14-68 (A) | 102 | 78 |
| **PENN STATE (2-0)** | | |
| 3-21-52 (NCAA) | 82 | 54 |
| 3-12-55 (NCAA) | 84 | 59 |
| **PEPPERDINE (1-0)** | | |
| 12-21-85 (UKIT) | 88 | 56 |
| **PHILLIPS OILERS (0-1)** | | |
| **3-31-48 (Oly T.)** | **49** | **53** |
| **PITTSBURGH (4-0)** | | |
| 12-23-35 (H) | 35 | 17 |
| 3-29-37 (SB) | 40 | 29 |
| 3-15-57 (NCAA) | 98 | 92 |
| 3-5-60 (H) | 73 | 66 |
| **PORTLAND (1-0)** | | |
| 12-23-89 (UKIT) | 88 | 71 |
| **PORTLAND STATE (1-0)** | | |
| 12-16-77 (UKIT) | 114 | 88 |
| **PRINCETON (2-1)** | | |
| **1-31-26 (H)** | **26** | **30** |
| 12-18-71 (UKIT) | 96 | 82 |
| 3-12-77 (NCAA) | 72 | 59 |
| **PROVIDENCE (1-0)** | | |
| 3-18-76 (NIT) | 79 | 78 |
| **PURDUE (4-2)** | | |
| 12-25-49 (A) | 60 | 54 |
| 12-9-50 (H) | 70 | 52 |
| **12-19-70 (UKIT)** | **83** | **89** |
| 12-22-79 (UKIT) | 61 | 60 |
| 12-28-84 (LV) | 86 | 67 |
| **12-1-84 (A)** | **56** | **66** |
| **RHODE ISLAND (1-0)** | | |
| 3-20-46 (NIT) | 46 | 45 |
| **ROSE POLYTECHNIC (1-1)** | | |
| **2-10-10 (A)** | **11** | **52** |
| 1-30-17 (H) | 33 | 12 |
| **SALONIKA U. (1-0)** | | |
| 8-6-66 (IUT) | 91 | 60 |
| **SEATTLE (1-0)** | | |
| 3-22-58 (NCAA) | 84 | 72 |
| **SETON HALL (1-1)** | | |
| 12-19-81 (UKIT) | 98 | 72 |
| **11-26-88 (N)** | **60** | **63** |
| **SEWANEE (6-0)** | | |
| 2-23-23 (H) | 30 | 14 |
| 1-15-24 (H) | 50 | 15 |
| 3-1-30 (SCT) | 44 | 22 |
| 1-15-32 (A) | 30 | 20 |
| 1-12-34 (A) | 55 | 16 |
| 2-15-34 (H) | 60 | 15 |
| **SOUTH CAROLINA (8-1)** | | |
| 2-24-28 (SC) | 56 | 40 |
| 1-10-33 (H) | 44 | 36 |
| **2-2-33 (A)** | **38** | **44** |
| 12-22-41 (H) | 64 | 25 |
| 12-23-67 (UKIT) | 76 | 66 |
| 12-13-76 (A) | 98 | 67 |
| 12-12-77 (H) | 84 | 65 |
| 2-25-79 (A) | 79 | 74 |
| 2-10-79 (H) | 125 | 81 |
| **SOUTHERN CAL (0-2)** | | |
| **12-5-59 (A)** | **73** | **87** |
| **12-4-61 (H)** | **77** | **79** |
| **SOUTHERN METH. (3-2)** | | |
| 12-21-56 (UKIT) | 73 | 67 |
| **12-16-57 (A)** | **64** | **65** |
| 12-11-58 (H) | 72 | 60 |
| 11-26-76 (H) | 110 | 86 |
| **12-4-84 (H)** | **54** | **56** |
| **SOUTHWESTERN LOUISIANA (0-1)** | | |
| **12-24-89 (UKIT)** | **113** | **116** |
| **ST. ANDREWS (1-1)** | | |
| 1-30-15 (H) | 35 | 15 |
| **2-26-15 (A)** | **25** | **50** |
| **ST. JOHN'S (9-4)** | | |
| 12-30-43 (A) | 44 | 38 |
| **3-22-44 (NIT)** | **45** | **48** |
| 12-29-45 (A) | 73 | 59 |
| 12-21-46 (N) | 70 | 50 |
| 12-23-47 (A) | 52 | 40 |
| 12-18-48 (A) | 57 | 30 |
| **12-15-49 (A)** | **58** | **69** |
| 12-23-50 (A) | 43 | 37 |
| 3-22-51 (NCAA) | 59 | 43 |
| 12-17-51 (H) | 81 | 40 |
| **3-22-52 (NCAA)** | **57** | **64** |
| 12-17-77 (UKIT) | 102 | 72 |
| **3-22-85 (NCAA)** | **70** | **86** |
| **ST. JOSEPH'S (1-0)** | | |
| 1-6-39 (A) | 41 | 30 |
| **ST. LOUIS (7-9)** | | |
| **12-30-48 (SB)** | **40** | **42** |
| **12-29-50 (SB)** | **42** | ***43** |
| **12-29-51 (SB)** | **60** | **61** |
| 12-18-53 (A) | 71 | 59 |
| 12-30-54 (H) | 82 | 65 |
| 12-28-55 (A) | 101 | 80 |
| **1-10-56 (H)** | **70** | **71** |
| 12-14-57 (A) | 73 | 60 |
| 12-13-58 (H) | 76 | 57 |
| **12-12-59 (A)** | **61** | **73** |
| **12-22-60 (UKIT)** | **72** | ***74** |
| 12-11-61 (H) | 86 | 77 |
| **12-31-62 (A)** | **63** | **87** |
| **3-2-63 (H)** | **60** | **67** |
| **12-22-64 (A)** | **75** | **80** |
| 1-3-66 (H) | 80 | 70 |
| **STANFORD (1-0)** | | |
| 12-22-73 (UKIT) | 78 | 77 |
| **SYRACUSE (5-1)** | | |
| 12-30-50 (SB) | 69 | 59 |
| 12-12-64 (H) | 110 | 77 |
| 3-29-75 (NCAA) | 95 | 79 |
| 12-23-78 (UKIT) | 94 | 87 |
| 2-28-88 (H) | 62 | 58 |
| **2-26-89 (A)** | **73** | **89** |
| **TEMPLE (14-4)** | | |
| 12-30-44 (A) | 45 | 44 |
| **1-1-46 (A)** | **45** | **53** |
| 3-9-46 (LV) | 54 | 43 |
| 3-8-47 (LV) | 68 | 29 |
| **12-20-47 (A)** | **59** | **60** |
| 12-24-48 (LV) | 58 | 38 |
| 12-5-53 (H) | 86 | 59 |

# SCORES VS. ALL OPPONENTS

| Date | Ky. | Opp. |
|---|---|---|
| **12-18-54 (H)** | **79** | **61** |
| **1-1-55 (A)** | **101** | **69** |
| **12-10-55 (H)** | **61** | **73** |
| 12-8-56 (A) | 73 | 58 |
| 12-7-57 (H) | 85 | ***83 |
| 3-21-58 (NCAA) | 61 | 60 |
| 12-6-58 (A) | 76 | 71 |
| 12-20-59 (LV) | 97 | 92 |
| **12-17-60 (A)** | **58** | **66** |
| 12-18-61 (H) | 78 | 55 |
| 12-8-62 (A) | 56 | 52 |
| **TENNESSEE (111-56)** | | |
| 2-16-10 (H) | 20 | 5 |
| 2-7-12 (H) | 27 | 15 |
| 2-11-14 (H) | 20 | 14 |
| 2-12-14 (H) | 20 | 18 |
| **2-5-15 (A)** | **21** | **36** |
| **2-6-15 (A)** | **22** | **27** |
| 2-17-15 (H) | 22 | 13 |
| 2-18-15 (H) | 20 | 18 |
| **2-23-16 (H)** | **17** | **28** |
| **2-9-17 (H)** | **20** | **23** |
| **2-10-17 (H)** | **19** | **22** |
| **3-2-17 (A)** | **26** | **27** |
| **4-3-17 (A)** | **10** | **30** |
| 2-17-18 (A) | 33 | 26 |
| 2-8-18 (H) | 40 | 12 |
| 3-1-18 (A) | 29 | 18 |
| 3-2-18 (A) | 32 | 20 |
| **2-7-19 (A)** | **22** | **40** |
| 2-28-19 (H) | 30 | 14 |
| **2-5-20 (H)** | **24** | **29** |
| **2-7-20 (H)** | **26** | **27** |
| **2-27-20 (A)** | **25** | **28** |
| 2-28-20 (A) | 36 | 25 |
| **1-20-23 (A)** | **26** | **30** |
| **2-10-23 (H)** | **23** | **28** |
| **1-18-24 (A)** | **13** | **20** |
| 2-9-25 (A) | 35 | 22 |
| 2-18-25 (H) | 26 | 21 |
| 2-12-26 (A) | 51 | 17 |
| 2-18-26 (H) | 27 | 21 |
| **1-21-27 (A)** | **14** | **19** |
| **2-19-27 (H)** | **21** | **30** |
| 1-28-28 (H) | 48 | 18 |
| 2-9-28 (A) | 43 | 16 |
| 1-17-29 (A) | 35 | 29 |
| 1-19-29 (H) | 27 | 22 |
| 1-18-30 (H) | 23 | 20 |
| **1-31-30 (A)** | **24** | ***29** |
| 1-10-31 (H) | 31 | 23 |
| 1-31-31 (A) | 36 | *32 |
| 1-16-32 (A) | 29 | 28 |
| 2-13-32 (H) | 41 | 27 |
| 1-14-33 (A) | 42 | 21 |
| 1-28-33 (H) | 44 | 23 |
| 1-13-34 (A) | 44 | 23 |
| 1-27-34 (H) | 53 | 26 |
| 1-26-35 (H) | 48 | 21 |
| 2-16-35 (A) | 38 | 36 |
| 1-25-36 (H) | 40 | 31 |
| **2-15-36 (A)** | **28** | **39** |
| **3-1-36 (SEC)** | **28** | **39** |
| 1-23-37 (H) | 43 | 26 |
| **2-13-37 (A)** | **24** | **26** |
| 3-1-37 (SEC) | 39 | 25 |
| 1-22-38 (H) | 52 | 27 |
| 2-26-38 (A) | 29 | 26 |
| **1-21-39 (H)** | **29** | **30** |
| 2-18-39 (A) | 36 | **34 |
| 3-4-39 (SEC) | 46 | 38 |
| 1-20-40 (H) | 35 | 26 |
| **2-17-40 (A)** | **23** | **27** |
| 3-1-40 (SEC) | 30 | 29 |
| **1-18-41 (A)** | **22** | **32** |
| 2-15-41 (H) | 37 | 28 |
| **3-2-41 (SEC)** | **33** | **36** |
| **1-17-42 (A)** | **40** | **46** |
| 2-14-42 (A) | 36 | 33 |
| 1-16-43 (A) | 30 | 28 |
| 2-13-43 (H) | 53 | 29 |
| **2-28-43 (SEC)** | **30** | **33** |
| **1-20-45 (A)** | **34** | **35** |
| 2-17-45 (H) | 40 | 34 |
| 3-3-45 (SEC) | 39 | 35 |
| 1-19-46 (A) | 50 | 32 |
| 2-16-46 (H) | 54 | 34 |
| 1-18-47 (A) | 54 | 39 |
| 2-15-47 (H) | 61 | 46 |
| 1-17-48 (A) | 65 | 54 |
| 2-14-48 (H) | 69 | 42 |
| 3-6-48 (SEC) | 70 | 47 |
| 1-15-49 (A) | 66 | 51 |
| 2-8-49 (H) | 71 | 56 |
| 3-5-49 (SEC) | 83 | 44 |
| **1-14-50 (A)** | **53** | **66** |
| 2-11-50 (H) | 79 | 52 |
| 3-4-50 (SEC) | 95 | 58 |
| 1-20-51 (A) | 70 | 45 |
| 2-17-51 (H) | 86 | 61 |
| 1-19-52 (A) | 65 | 56 |
| 2-16-52 (H) | 95 | 40 |
| 3-1-52 (SEC) | 81 | 66 |
| 1-23-54 (A) | 97 | 71 |
| 2-18-54 (H) | 90 | 63 |
| 1-22-55 (A) | 84 | 66 |
| 3-5-55 (H) | 104 | 61 |
| 1-21-56 (A) | 95 | 68 |
| 3-3-56 (H) | 101 | 77 |
| 1-19-57 (A) | 97 | 72 |
| 3-2-57 (H) | 93 | 75 |
| 1-18-58 (H) | 77 | 68 |
| 3-1-58 (H) | 77 | 66 |
| 1-17-59 (H) | 79 | 58 |
| 2-28-59 (A) | 69 | 56 |
| 1-16-60 (A) | 78 | 68 |
| **2-27-60 (H)** | **63** | **65** |
| 1-21-61 (H) | 83 | 54 |
| 3-4-61 (A) | 68 | 61 |
| 12-22-61 (UKIT) | 96 | 69 |
| 1-15-62 (A) | 95 | 82 |
| 3-10-62 (H) | 90 | 59 |
| **1-19-63 (N)** | **69** | ***78** |
| **3-2-63 (A)** | **55** | **63** |
| 1-18-64 (H) | 66 | 57 |
| 2-29-64 (A) | 42 | 38 |
| **1-16-65 (A)** | **58** | **77** |
| 2-27-65 (H) | 61 | 60 |
| 2-26-66 (H) | 78 | 64 |
| **3-5-66 (A)** | **62** | **69** |
| **1-23-67 (H)** | **50** | **52** |
| **2-13-67 (A)** | **57** | **76** |
| **1-22-68 (A)** | **59** | **87** |
| 2-12-68 (H) | 60 | 59 |
| 1-18-69 (A) | 69 | 66 |
| 3-8-69 (H) | 84 | 69 |
| 1-17-70 (H) | 68 | 52 |
| 3-7-70 (A) | 86 | 69 |
| **1-16-71 (A)** | **71** | **75** |
| 3-6-71 (H) | 84 | 78 |
| 1-22-72 (H) | 72 | 70 |
| 3-9-72 (A) | 67 | 66 |
| **1-20-73 (A)** | **64** | **55** |
| 3-8-73 (H) | 86 | 81 |
| **1-14-74 (A)** | **54** | **67** |
| 2-16-74 (H) | 61 | 58 |
| 1-13-75 (H) | 88 | 82 |
| **2-15-75 (A)** | **98** | **103** |
| **1-10-76 (H)** | **88** | ***90** |
| **2-7-76 (A)** | **85** | **92** |
| **1-12-77 (H)** | **67** | **71** |
| **3-5-77 (A)** | **79** | **81** |
| 2-15-78 (H) | 90 | 77 |
| 2-25-78 (A) | 68 | 57 |
| **1-20-79 (H)** | **55** | **66** |
| **2-17-79 (A)** | **84** | **101** |
| **3-3-79 (SEC)** | **69** | **75** |
| **1-5-80 (A)** | **47** | **49** |
| 2-2-80 (H) | 83 | 75 |
| 1-10-81 (H) | 48 | 47 |
| **2-7-81 (A)** | **71** | **87** |
| **1-9-82 (A)** | **66** | **70** |
| 2-6-82 (H) | 77 | 67 |
| **1-31-83 (A)** | **63** | **65** |
| 2-27-83 (H) | 69 | 61 |
| 1-30-84 (H) | 93 | 74 |
| **2-27-84 (A)** | **58** | **63** |
| **1-27-85 (A)** | **65** | **81** |
| 2-28-85 (H) | 92 | 67 |
| 1-25-86 (H) | 74 | 57 |
| 2-27-86 (A) | 62 | 60 |
| **1-10-87 (A)** | **68** | **75** |
| 2-11-87 (H) | 91 | *84 |
| 1-16-88 (H) | 83 | 65 |
| **2-17-88 (A)** | **70** | **72** |
| 1-21-89 (A) | 66 | 65 |
| 2-22-89 (H) | 76 | 71 |
| 1-20-90 (H) | 95 | 83 |
| **2-21-90 (A)** | **100** | **102** |
| **TENNESSEE TECH (1-0)** | | |
| 12-6-89 (H) | 111 | 75 |
| **TEXAS A&M (2-1)** | | |
| 12-30-41 (H) | 49 | 29 |
| 12-14-46 (H) | 83 | 18 |
| **12-22-78 (UKIT)** | **69** | **73** |
| **TEXAS CHRISTIAN (1-0)** | | |
| 12-2-76 (H) | 103 | 53 |
| **TEXAS TECH (3-0)** | | |
| 12-2-63 (H) | 107 | 91 |
| 12-22-65 (A) | 89 | 73 |
| 12-2-86 (H) | 66 | 60 |
| **TEXAS-EL PASO (0-1)** | | |
| **3-19-66 (NCAA)** | **65** | **72** |
| **TOLEDO (1-0)** | | |
| 11-27-84 (H) | 63 | 54 |
| **TRANSYLVANIA (KU) (7-7)** | | |
| **2-20-03 (H)** | **2** | **42** |
| **2-11-04 (A)** | **5** | **12** |
| **12-26-04 (A)** | **12** | **14** |
| 1-27-05 (H) | 30 | 29 |
| **2-4-05 (H)** | **1** | **22** |
| **2-22-05 (H)** | **23** | **33** |
| 1-11-06 | W | (N/A) |
| 2-15-07 (H) | 16 | 14 |
| **3-7-07 (A)** | **5** | **19** |
| 1-21-08 (H) | 20 | 15 |
| 2-4-08 (H) | 20 | 15 |
| **1-20-11 (H)** | **18** | **23** |
| 2-28-11 (A) | 22 | 19 |
| 3-3-11 (H) | 30 | 24 |
| **TUFTS (1-0)** | | |
| 3-21-45 (NAA) | 66 | 56 |
| **TULANE (38-5)** | | |
| 2-25-21 (SIAA) | 50 | 28 |
| 2-12-25 (A) | 29 | 22 |
| **2-3-29 (A)** | **22** | **34** |
| 3-1-29 (SC) | 29 | 15 |
| 2-26-32 (N) | 50 | 30 |
| 12-20-32 (H) | 53 | 17 |
| 12-21-32 (H) | 42 | 11 |
| 12-21-33 (A) | 32 | 22 |
| 12-22-33 (A) | 42 | 29 |
| 12-21-34 (A) | 38 | 9 |
| 12-22-34 (A) | 52 | 12 |
| 1-18-35 (H) | 63 | 26 |
| 1-19-35 (H) | 55 | 12 |
| 1-17-36 (H) | 49 | 24 |
| 1-18-36 (H) | 39 | 21 |
| **2-3-37 (A)** | **28** | **35** |
| 2-4-37 (A) | 28 | 25 |
| **3-3-38 (SEC)** | **34** | **36** |
| 2-28-41 (SEC) | 59 | 30 |
| 2-25-43 (SEC) | 48 | 31 |
| 3-4-44 (SEC) | 62 | 46 |
| 11-30-46 (A) | 64 | 35 |
| 3-1-47 (SEC) | 55 | 38 |
| 12-22-48 (A) | 51 | 47 |
| 12-29-48 (A) | 78 | 47 |
| 3-5-49 (SEC) | 68 | 52 |
| 1-29-51 (A) | 104 | 68 |
| 2-4-52 (H) | 103 | 54 |
| 2-29-52 (SEC) | 85 | 61 |
| 1-16-54 (H) | 94 | 43 |
| 1-15-55 (A) | 58 | 44 |
| 1-12-56 (H) | 85 | 63 |
| **1-14-57 (A)** | **60** | **68** |
| 1-13-58 (H) | 86 | 50 |
| 1-12-59 (A) | 85 | 68 |
| 1-11-60 (H) | 68 | 42 |
| **1-14-61 (A)** | **70** | **72** |
| 3-5-62 (H) | 97 | 72 |
| 1-12-63 (A) | 81 | 72 |
| 1-11-64 (H) | 105 | 63 |
| 1-11-65 (A) | 102 | 72 |
| 3-7-66 (H) | 103 | 74 |
| 12-18-82 (UKIT) | 80 | 61 |
| **TULSA (3-0)** | | |
| 12-5-47 (H) | 72 | 18 |
| 1-26-47 (H) | 71 | 22 |
| 12-10-48 (H) | 81 | 27 |
| **UCLA (3-1)** | | |
| 12-26-51 (H) | 84 | 53 |
| 12-4-59 (A) | 68 | 66 |
| 2-17-61 (H) | 77 | 76 |
| **3-3-75 (NCAA)** | **85** | **92** |
| **UTAH (2-2)** | | |
| 3-20-44 (NIT) | 46 | 38 |
| **3-24-47 (NIT)** | **45** | **49** |
| 12-21-54 (UKIT) | 70 | 65 |
| **12-18-76 (UKIT)** | **68** | **70** |
| **UTAH STATE (1-0)** | | |
| 12-23-57 (H) | 92 | 64 |
| **VANDERBILT (101-33)** | | |
| 2-22-12 (H) | 28 | 17 |
| 2-23-12 (H) | 22 | 18 |
| **2-19-13 (H)** | **17** | **24** |
| 2-20-13 (H) | 42 | 29 |
| **2-12-15 (H)** | **34** | **39** |
| 3-13-15 (H) | 36 | 24 |
| **2-4-16 (H)** | **25** | **39** |
| **2-5-16 (H)** | **20** | **23** |
| **2-14-19 (H)** | **26** | **36** |
| 2-22-21 (H) | 39 | 18 |
| **1-18-22 (A)** | **12** | **22** |
| 1-1-24 (H) | 33 | 13 |
| 2-20-26 (H) | 30 | 20 |
| **1-15-27 (H)** | **32** | **48** |
| 1-14-28 (H) | 43 | 23 |
| 2-8-28 (A) | 54 | 29 |
| 1-21-31 (A) | 42 | 37 |
| 2-20-31 (H) | 43 | 23 |
| 2-10-32 (A) | 61 | 37 |
| **2-20-32 (H)** | **31** | **32** |
| 1-31-33 (A) | 40 | 29 |
| 2-133 (H) | 45 | 28 |
| 2-3-34 (A) | 48 | 26 |
| 2-17-34 (H) | 47 | 27 |
| 2-2-35 (A) | 58 | 22 |
| 3-2-35 (H) | 53 | 19 |
| **2-1-36 (A)** | **28** | **33** |
| 2-24-36 (H) | 61 | 41 |
| 1-30-37 (A) | 41 | 26 |
| 2-20-37 (H) | 51 | 19 |
| 1-29-38 (A) | 42 | 19 |
| 2-21-38 (H) | 48 | 24 |
| 1-30-39 (A) | 51 | 37 |
| 2-25-39 (H) | 52 | 27 |
| **1-29-40 (A)** | **32** | **40** |
| 2-24-40 (H) | 43 | 38 |
| 2-29-40 (SEC) | 44 | 31 |
| 2-1-41 (A) | 51 | 50 |
| 2-24-41 (H) | 58 | 31 |
| 1-26-43 (H) | 39 | 38 |
| 2-1-43 (A) | 54 | 43 |
| 2-4-46 (A) | 59 | 37 |
| 2-9-46 (N) | 64 | 31 |
| 1-13-47 (A) | 82 | 30 |
| 2-21-47 (A) | 84 | 41 |
| 2-27-47 (SEC) | 98 | 29 |
| 2-9-48 (A) | 82 | 51 |
| 2-20-48 (A) | 79 | 43 |
| 1-31-49 (A) | 72 | 50 |
| 2-26-49 (H) | 70 | 37 |
| 1-30-50 (A) | 58 | 54 |
| 2-25-50 (H) | 70 | 66 |
| 1-27-51 (A) | 74 | 49 |
| 2-24-51 (H) | 89 | 57 |
| **3-3-51 (SEC)** | **57** | **61** |
| 1-28-52 (A) | 88 | 51 |
| 2-21-52 (H) | 75 | 45 |
| 1-30-54 (A) | 85 | 63 |
| 2-22-54 (H) | 100 | 64 |
| 1-29-55 (A) | 75 | 71 |
| 2-21-55 (H) | 77 | 59 |
| **1-28-56 (A)** | **73** | **81** |
| 2-20-56 (H) | 76 | 55 |
| 1-26-57 (A) | 91 | 83 |
| 2-18-57 (H) | 80 | 65 |
| 1-6-58 (A) | 86 | 81 |
| 2-17-58 (H) | 65 | 61 |
| **1-6-59 (A)** | **66** | **75** |
| 2-18-59 (H) | 83 | 71 |
| 1-5-60 (A) | 76 | 59 |
| 2-16-60 (H) | 68 | 60 |
| **1-9-61 (A)** | **62** | **64** |
| 2-21-61 (H) | 60 | 59 |
| 3-9-61 (SEC) | 88 | 67 |
| 1-8-62 (A) | 77 | 68 |
| 2-19-62 (H) | 87 | 80 |
| 1-7-63 (A) | 106 | 82 |
| **2-18-63 (H)** | **67** | **69** |
| **1-6-64 (A)** | **83** | **85** |
| 2-17-64(H) | 104 | 73 |
| **1-5-65 (H)** | **79** | **97** |
| **2-16-65 (A)** | **90** | **91** |
| 1-15-66 (H) | 96 | 83 |
| 2-2-66 (A) | 105 | 90 |
| **1-5-67 (H)** | ***89** | **91** |
| **3-4-67 (A)** | **94** | **110** |
| 1-6-68 (A) | 94 | 78 |
| 3-2-68 (H) | 85 | 80 |
| 2-1-69 (H) | 103 | 89 |
| **3-1-69 (A)** | **99** | **101** |
| **1-31-70 (A)** | **81** | **89** |
| 2-28-70 (H) | 90 | 86 |
| 1-30-71 (H) | 102 | 92 |
| 2-27-71 (A) | 119 | 90 |
| 1-24-72 (H) | 106 | 80 |
| 2-5-72 (A) | *85 | 80 |
| **1-22-73 (A)** | **75** | **76** |
| **2-3-73 (H)** | **76** | **83** |
| **1-28-74 (H)** | **65** | **82** |
| **3-2-74 (A)** | **69** | **71** |
| 1-27-75 (A) | 91 | 90 |
| 3-1-75 (H) | 109 | 84 |
| 1-17-76 (H) | 77 | 76 |
| **2-14-76 (A)** | **65** | **69** |
| 1-8-77 (A) | 64 | 62 |
| 2-5-77 (H) | 113 | 73 |
| 1-2-78 (H) | 72 | 59 |
| 3-6-78 (A) | 78 | 68 |
| **2-7-79 (A)** | **58** | **68** |
| 2-23-79 (H) | 96 | 70 |
| 1-19-80 (H) | 106 | 90 |
| 2-15-80 (A) | 91 | 73 |
| 1-24-81 (A) | 78 | 64 |
| 2-21-81 (H) | 80 | 48 |
| **3-5-81 (SEC)** | **55** | **60** |
| 1-23-82 (H) | 67 | 58 |
| 2-20-82 (A) | 73 | 69 |
| 1-22-83 (A) | 82 | 77 |
| 2-19-83 (H) | 82 | 63 |
| 1-20-84 (H) | 67 | 46 |
| 2-19-84 (A) | 58 | 54 |
| 1-7-85 (H) | 75 | 58 |
| 2-7-85 (A) | 68 | 62 |
| 1-4-86 (A) | 80 | 71 |
| 2-5-86 (H) | 73 | 65 |
| 1-21-87 (A) | 71 | 65 |
| 2-18-87 (H) | 65 | 54 |
| 12-31-87 (H) | 81 | 74 |
| **1-27-88 (A)** | **66** | **83** |
| 1-7-89 (H) | 70 | 61 |
| **2-8-89 (A)** | **51** | **81** |
| **3-10-89 (SEC)** | **63** | **77** |
| **1-6-90 (A)** | **85** | **92** |
| 2-7-90 (H) | 100 | 73 |
| **VERNON COLLEGE (1-0)** | | |
| 2-13-06 (A) | 34 | 14 |
| **VILLANOVA (3-0)** | | |
| 3-21-49 (NCAA) | 85 | 72 |
| 12-29-49 (SB) | *57 | 56 |
| 12-4-82 (H) | 93 | 79 |
| **VIRGINIA (6-2)** | | |
| **1-22-14 (A)** | **23** | **39** |
| **2-13-22 (A)** | **30** | **32** |
| 2-14-24 (H) | 29 | 16 |
| 1-16-28 (A) | 31 | 28 |
| 1-2-62 (H) | 93 | 73 |
| 11-30-63 (H) | 75 | 64 |
| 12-4-65 (A) | 99 | 73 |
| 12-3-66 (H) | 104 | 84 |
| **VIRGINIA TECH (2-1)** | | |
| 2-19-24 (H) | 36 | 14 |
| 2-28-56 (SB) | 56 | 55 |
| **12-1-62 (H)** | **77** | **80** |
| **VMI (4-2)** | | |
| **12-24-14 (A)** | **18** | **32** |
| **2-9-22 (A)** | **32** | **37** |

# SCORES VS. ALL OPPONENTS

| Date | Ky. | Opp. |
|---|---|---|
| 2-26-26 (SC) | 38 | 25 |
| 12-1-60 (H) | 72 | 56 |
| 3-17-77 (NCAA) | 93 | 78 |
| 12-30-85 (LV) | 93 | 55 |
| **WABASH (1-1)** | | |
| **1-6-25 (A)** | **10** | **57** |
| 12-28-46 (H) | 96 | 24 |
| **WAKE FOREST (2-0)** | | |
| 12-14-53 (H) | 101 | 69 |
| 12-21-63 (UKIT) | 98 | 75 |
| **WARSAW UNIV. (2-0)** | | |
| 8-3-66 (IUT) | 67 | 58 |
| 8-11-66 (IUT) | 87 | 57 |
| **WASHINGTON UNIV. (2-0)** | | |
| 12-19-42 (H) | 45 | 38 |
| 2-7-48 (N) | 69 | 39 |
| **WASHINGTON (1-0)** | | |
| 3-14-85 (NCAA) | 66 | 58 |
| **WASH. & LEE (12-1)** | | |
| 2-8-22 (A) | 21 | 20 |
| 12-30-25 (H) | 28 | 22 |
| 2-5-26 (H) | 44 | 34 |
| **2-4-27 (H)** | **34** | **36** |
| 2-3-28 (H) | 34 | 28 |
| 2-8-29 (H) | 31 | 30 |
| 2-22-30 (H) | *28 | 26 |
| 2-6-31 (H) | 23 | 18 |
| 1-30-32 (H) | 48 | 28 |
| 12-21-38 (H) | 67 | 47 |
| 1-2-42 (H) | 62 | 32 |
| 12-8-51 (H) | 96 | 46 |
| 12-1-56 (H) | 94 | 66 |
| **WASHINGTON ST. (1-0)** | | |
| 12-20-74 (UKIT) | 97 | 75 |
| **WAYNE (1-0)** | | |
| 3-16-56 (NCAA) | 84 | 64 |
| **WESTERN CAROLINA (1-0)** | | |
| 12-10-88 (H) | 78 | 60 |
| **WESTERN KY. (1-1)** | | |
| **3-18-71 (NCAA)** | **83** | **107** |
| 3-16-86 (NCAA) | 71 | 64 |
| **WESTERN ONTARIO (4-0)** | | |
| 12-7-45 (H) | 51 | 42 |
| 12-8-45 (H) | 71 | 28 |
| 1-3-48 (H) | 98 | 41 |
| 12-10-49 (H) | 90 | 18 |
| **WEST TEXAS ST. (2-0)** | | |
| 12-1-50 (H) | 73 | 43 |
| 12-4-78 (H) | 121 | 67 |
| **WEST VIRGINIA (10-4)** | | |
| 2-2-24 (H) | 24 | 21 |
| 2-2-25 (H) | 29 | 19 |
| **2-7-27 (H)** | **26** | **44** |
| 1-8-40 (H) | 47 | 38 |
| 12-12-40 (H) | 46 | 34 |
| **1-11-41 (A)** | **43** | **56** |
| 3-18-46 (NIT) | 59 | 51 |
| **12-20-57 (UKIT)** | **70** | **77** |
| 12-20-58 (UKIT) | 97 | 91 |
| **12-19-59 (UKIT)** | **70** | **79** |
| 12-22-62 (UKIT) | 79 | 75 |
| 12-18-64 (UKIT) | 102 | 78 |
| 12-1-69 (H) | 106 | 87 |
| 12-7-70 (A) | 106 | 100 |
| **WISCONSIN (2-1)** | | |
| 1-20-63 (UKIT) | 108 | 85 |
| **12-31-68 (N)** | **65** | **69** |
| 12-27-76 (H) | 72 | 64 |
| **WRIGHT FIELD (1-0)** | | |
| 1-15-44 (H) | 61 | 28 |
| **WYOMING (2-0)** | | |
| 12-26-44 (N) | 50 | 46 |
| 12-16-83 (UKIT) | 66 | 40 |
| **XAVIER (37-2)** | | |
| 2-5-35 (A) | 40 | 27 |
| 3-7-35 (H) | 46 | 29 |
| 1-14-36 (A) | 36 | 32 |
| 2-18-36 (H) | 49 | 40 |
| 12-15-36 (A) | 34 | 28 |
| 2-22-37 (H) | 23 | 15 |
| **2-5-38 (A)** | **32** | **39** |
| 2-17-38 (H) | 45 | 29 |
| 2-8-39 (A) | 41 | 31 |
| 2-21-39 (H) | 43 | 23 |
| 1-6-40 (A) | 42 | 41 |
| 2-12-40 (H) | 37 | 29 |
| 1-9-41(A) | 48 | 43 |
| **1-25-41(H)** | **44** | **49** |
| 1-10-42(A) | 40 | 39 |
| 2-21-42(H) | 44 | 36 |
| 1-9-43 (A) | 43 | 38 |
| 2-8-43(H) | 48 | 36 |
| 1-14-46(A) | 62 | 36 |
| 2-23-46(H) | 83 | 40 |
| 1-25-47(H) | 71 | 34 |
| 2-19-47(A) | 58 | 31 |
| 12-17-47(H) | 79 | 37 |
| 2-28-48(A) | 59 | 37 |
| 2-12-49(H) | 96 | 50 |
| 2-24-49(A) | 51 | 40 |
| 1-26-50(A) | 58 | 47 |
| 2-23-50(H) | 58 | 53 |
| 12-12-50 (A) | 67 | 56 |
| 2-13-51 (H) | 78 | 51 |
| 12-10-51 (A) | 97 | 72 |
| 1-7-52 (H) | 83 | 50 |
| 12-12-53 (A) | 81 | 66 |
| 1-4-54 (H) | 77 | 71 |
| 12-11-54 (A) | 73 | 69 |
| 2-14-55 (H) | 66 | 55 |
| 1-26-63 (H) | 90 | 76 |
| 12-6-67 (H) | 111 | 76 |
| 11-30-68 (H) | 115 | 77 |
| **YALE (1-0)** | | |
| 12-27-61 (H) | 79 | 58 |



*Former UK Associate Coach Ralph Willard will be face-to-face with Rick Pitino again this season, this time as head coach of the Western Kentucky Hilltoppers.*

# TRADITION / HISTORY




KENNY
WALKER

The Boston Celtics.
The New York Yankees.
The Kentucky Wildcats.

All are synonymous with one word — tradition. Each represents the very best of their sport. Those banners hanging from the rafters at storied Boston Garden paint a picture of NBA history. Memories of legends like Babe Ruth tell the story of major league baseball. And to thousands of Kentuckians and basketball fans everywhere, the heart and soul of college basketball reside in Lexington, Ky. Home of Adolph Rupp; Dan Issel; The Fabulous Five.

Home of Kentucky basketball.

Kentucky basketball is the dull thump-thumping of a basketball on a dirt backyard court. Sneakers squeaking on a gym floor in the dead of summer. An automobile parked in just the right spot, its radio straining to bring in a distant signal. The deafening roar of 23,000 voices at Rupp Arena screaming their hearts out to somehow help their young, blue and white-clad heroes pull out another victory.

Five extraordinary athletes racing for the easy two points at the end of a trademark fast break.

It's Kentucky basketball. Not just basketball — Kentucky basketball.

No college has won more basketball games than the University of Kentucky.

The legendary Adolph Rupp compiled more victories than any coach in the history of college basketball — 875. Rupp took a good program and put it on a pedestal from which it has never fallen.

The Wildcats have captured five NCAA championships and two NIT titles. UK has won 36 Southeastern Conference titles — more than the other nine schools combined.

Yet there is something else that goes along with the wins and trophies. It is the spirit that has infected practically all of Kentucky.

Indeed, the term "Kentucky basketball" refers as much to the state as to the school.

When the Wildcats conduct preseason scrimmages at high school gyms across the Commonwealth, the fans pack the 4,000-5,000-seat facilities to the rafters for a chance to watch an intrasquad game. Tickets are scalped in the parking lots of those events. Kentucky's home games are

*continued on pg. 122 . . .*

*Printed at the beginning of the 1989-90 season to herald the arrival of Rick Pitino's high-flying, high-scoring brand of basketball, UK's three-point cards became an instant hit. UK students began the tradition of hanging a card from a balcony for every three-pointer made by the Cats. In the Furman game, students celebrate the 19th three-pointer of the evening - an NCAA record that would later be broken when the Cats recorded 21 against North Carolina.*



*A tradition in their own right, Cawood Ledford and Ralph Hacker have been broadcasting UK games for a combined 55 years - 37 for Ledford, 18 for Hacker. The Wildcats hit the airwaves on the largest basketball radio network in America, more than 100 stations strong.*




*Before they take their first dribble in a Kentucky uniform, Wildcats players are folk heroes in the state. Here, incoming freshmen Gimel Martinez and Carlos Toomer sign autographs after a preseason exhibition game.*



*At the first timeout of the second half of each home game, the UK cheerleaders perform their traditional "Kentucky Spellout." The cheerleaders form each letter of the word "Kentucky" with their bodies on the Rupp Arena floor, leaving the "Y" to be formed by a special guest from the crowd. Here, new UK football coach Bill Curry and his wife, Carolyn, do the honors.*



*Standing-room-only crowds await the Wildcats each October and November as they travel to four sites around the Commonwealth for their Diet Coke Blue-White scrimmage games. Here, Pitino entertains the crowd at Clay County High School in Manchester, home of Richie Farmer. In 1991, the Wildcats will take their show to Ashland, Barbourville, Owensboro and Paducah and will again hold a scrimmage in Memorial Coliseum open to UK students, faculty and staff only.*

played at the 23,000-seat Rupp Arena, and season tickets are sold out before the season starts, as they have been for more than 30 years.

A game night at Rupp Arena is an event that brings out goose pimples in even the cynical. A young coach on Kentucky's schedule brought his team in for its initial practice session and stood silently surveying the grandeur of Rupp Arena. After several moments of silence, he commented with a reverence.

"I have heard about this place but didn't believe it. It's awesome. This has got to be THE place to play basketball. You can FEEL the tradition."

There's nothing quite like the unparalleled tradition of Kentucky basketball.

## *AMERICA'S 'TOP DRAWER' PROGRAM*

Quoting NBC commentator and former Marquette Coach Al McGuire

"My genuine opinion of the Kentucky basketball program is that there is only one and it is top drawer, Park Avenue, and that all other basketball programs in the country think they are, but they are not. The closest ones to get to it (Kentucky) are North Carolina, maybe Indiana and UCLA. But at Kentucky, basketball is a type of religion, such a fanatical obsession that they expect to be national champions each year, and they live and die with each ball game. One of the things that is so different about Kentucky is that they have more than 100 stations that the games are broadcast over, while most colleges that have three or four think they are the greatest thing since sliced bread. Kentucky puts SRO — 23,000 people — in Rupp Arena; if they built an arena seating 50,000, there would still be a waiting list.

"I'm not looking to throw a party for Kentucky, but that is how I feel. I think it's an honest appraisal because I've seen all the programs, touching them as a coach, a player, and as an NBC broadcast commentator. . .I have touched all the so-called capitals of basketball, but when it gets down to the short stroke the only true capital of basketball is Lexington. I even think there are times when the horses kinda bend down a little to the roundball."

*The University of Kentucky was one of the first colleges in America to hold a practice session at midnight on October 15, the first day the NCAA allows basketball teams to practice. UK's Midnight Madness grew quickly from a crowd of a few thousand in 1982 to standing room only crowds in Memorial Coliseum. Several thousand fans were turned away at the door at Coach Rick Pitino's first Midnight Madness.*

## THE TRADITION OF KENTUCKY BASKETBALL

**Kentucky is college basketball's all-time winningest program, with a winning percentage of 75.1.

**Kentucky and North Carolina are tied atop the all-time victories list with 1,479 victories apiece.

**Kentucky has won five NCAA titles. Only UCLA has won more.

**Kentucky Coach Adolph Rupp won more games — 875 — than any coach in the history of college basketball.

**Kentucky has won 36 Southeastern Conference titles, more than the other nine schools combined.

**Kentucky has won 16 SEC Tournament titles, more than the other nine schools combined.

**Kentucky has appeared in the NCAA Tournament 33 times, more than any school in the country.

**Kentucky has had three basketball homes. UK won more than 90% of its home games in Alumni Gym, 89% in Memorial Coliseum and has won almost 88% of its home games in Rupp Arena.

**Kentucky has been either first or second in national attendance the past 13 straight years.

**The Wildcats have won their regular-season home opener for 27 straight years.

**The Wildcats have won their regular-season home finale for 25 straight years.

**Legendary radio announcer Cawood Ledford has now completed 37 years as the "Voice of the Wildcats." Ledford is also the radio voice of the Final Four on CBS Radio.

*Another of Pitino's popular ideas was the introduction of Wildcat lettermen during the first timeout of each home game. Here Ralph Beard, a three-time All-American and a member of UK's NCAA champion 1947 and 1984 teams, waves to the Rupp Arena Crowd.*





*One of the newest - and most popular - UK traditions was the brainstorm of UK Coach Rick Pitino, who wanted to conduct his postgame radio show at courtside so fans could participate. Expecting a handful of fans to linger for approximately 30 minutes after the game, Pitino was surprised to find thousands waiting after each game. The show became so popular during the 1989-90 season, in fact, that up to 20,000 fans were staying . Pitino decided to conduct UK's 1990 postseason awards presentation during his last postgame show, and more than 20,000 were in the stands. Pitino called it the largest awards banquet in the world.*




*The emotion and pageantry of senior day at Rupp Arena is unsurpassed in college athletics. It was once described by NBC-TV announcer Dick Enberg as "Truly one of the most touching moments in all of sports." Here 1990 senior Derrick Miller takes the court before the traditional singing of "My Old Kentucky Home."*

# KENTUCKY COACHES THROUGH THE YEARS



*Coach Adolph Rupp*

| Years at UK | Name | Tenure | Won | Lost | Pct. | Best Season |
|---|---|---|---|---|---|---|
| 1903-09 | W.W.H. Mustaine and Others | 7 | 21 | 35 | .375 | |
| 1910 | E.R. Sweetland & R.E. Spahr | 1 | 4 | 8 | .333 | |
| 1911 | H.J. Iddings | 1 | 5 | 6 | .454 | 5-6 in 1911 |
| 1912 | E.R. Sweetland | 1 | 9 | 0 | 1.000 | 9-0 in 1912 |
| 1913 | J.J. Tigert | 1 | 5 | 3 | .625 | 5-3 in 1913 |
| 1914-15 | Alpha Brumage | 2 | 19 | 7 | .731 | 12-2 in 1914 |
| 1916 | J.J. Tigert (James Fark) | 1 | 8 | 6 | .571 | 8-6 in 1916 |
| 1917 | J .J. Tigert (W.P. Tuttle) | 1 | 4 | 6 | .400 | 4-6 in 1917 |
| 1918 | S.A. Boles | 1 | 9 | •2-1 | .792 | 9-2-1 in 1918 |
| 1919 | Andrew Gill | 1 | 6 | 8 | .428 | 6-8 in 1919 |
| 1920-24 | George Buchheit | 5 | 44 | 27 | .619 | 13-1 in 1921 |
| 1925 | C.O. Applegran | 1 | 13 | 8 | .619 | 13-8 in 1925 |
| 1926 | Ray Eklund | 1 | 15 | 3 | .833 | 15-3 in 1926 |
| 1927 | Basil Hayden | 1 | 3 | 13 | .187 | 3-13 in 1927 |
| 1929-30 | John Mauer | 3 | 40 | 14 | .740 | 16-3 in 1930 |
| 1931-72 | Adolph Rupp | +42 | 875 | 190 | .822 | 25-0 in 1954 |
| 1973-85 | Joe B. Hall | 13 | 297 | 100 | .748 | 30-2 in 1978 |
| 1986-88 | Eddie Sutton | 3 | # 88 | 39 | .693 | 32-4 in 1985 |
| 1989-90 | Rick Pitino | 1 | 14 | 14 | .500 | 14-14 in 1990 |

**19 Coaches In 87 seasons**

**Games Won 1479, Lost 489, Tied 1, 75.2%**

• Unique tie game resulted from scorer's error discovered atter game.

+ No schedule played in 1953— Rupp's record for 41 seasons. Five wins in 1966 International Universities Tournament in Israel not included in team totals.

«Basketball at UK reportedly started when W.W.H. Mustaine called together some students, took up a collection totaling $3 for a ball and told them to start playing. There was no official coach from 1903 until 1910. Managers ran the team.

# Three games from 1988 NCAA Tournament vacated by decree of NCAA.



*Coach Joe B. Hall*



*Coach Rick Pitino*

# THE MAN IN THE BROWN SUIT

***THE MAN IN THE BROWN SUIT . . .***
***THE BARON OF BASKETBALL . . .***
***THE WINNINGEST COACH IN THE HISTORY OF COLLEGE BASKETBALL.***

All describe Adolph Frederick Rupp, head coach at the University of Kentucky from 1930 to 1972. Rupp compiled an amazing career record of 875-190 with teams that won four NCAA championships (1948, 1949, 1951 and 1958), 27 Southeastern Conference championships, an NIT title and an Olympic gold medal.

Born in rural Kansas, Rupp played on two national championship teams at the University of Kansas under fellow legendary coach Phog Allen. He credited Allen and Dr. James Naismith, creator of the game of basketball, with the formation of much of his basketball philosophy.



***ADOLPH RUPP***

Rupp retired following the 1972 season. The building that bears his name, Rupp Arena, was dedicated in 1976. Rupp died a year later and is buried in the Lexington Cemetery, just blocks away from the grand arena.

But his legend lives on.

"When a Kentucky baby is born," Rupp once said, "the mother naturally wants him to be president, like another Kentuckian, Abraham Lincoln. If not president, she wants him to play basketball for the University of Kentucky."





# NATIONAL CHAMPIONS

## 1947-48

### *KENTUCKY 58, BAYLOR 42 March 23, 1948*

**NEW YORK** — Alex Groza and Ralph Beard combined for 26 points and the Wildcats defense held the Bears to 16 first-half points to capture their first NCAA title.

The title victory enabled the Wildcats to become only the second team ever to win both the NIT and NCAA titles. UK, which finished the season at 34-2, won the NIT title in 1946.

Paced by Groza and Beard the Wildcats turned a 29-16 halftime lead into a 44-28 bulge midway through the second half. After Baylor rallied to cut the lead to 11, UK put the game out of reach as Wallace "Wah Wah" Jones scored four points to give the Wildcats a 15-point lead.

In addition to Groza and Beard, the Wildcats also got nine points apiece from Jones and Kenneth Rollins.

**KENTUCKY**

| PLAYER | FG | FTM | FTA | PF | TP |
|---|---|---|---|---|---|
| Jones | 4 | 1 | 1 | 3 | 9 |
| Barker | 2 | 1 | 3 | 4 | 5 |
| Line | 3 | 1 | 1 | 3 | 7 |
| Groza | 6 | 2 | 4 | 4 | 14 |
| Holland | 1 | 0 | 0 | 1 | 2 |
| Beard | 4 | 4 | 4 | 1 | 12 |
| Rollins | 3 | 3 | 5 | 3 | 9 |
| Barnstable | 0 | 0 | 1 | 0 | 0 |
| TOTALS | 23 | 12 | 19 | 19 | 58 |

**BAYLOR**

| PLAYER | FG | FTM | FTA | PF | TP |
|---|---|---|---|---|---|
| Owen | 2 | 1 | 2 | 0 | 5 |
| DeWitt | 3 | 2 | 4 | 3 | 8 |
| Hickman | 1 | 0 | 0 | 0 | 2 |
| Pulley | 0 | 1 | 1 | 0 | 1 |
| Heathington | 3 | 2 | 4 | 5 | 8 |
| Preston | 0 | 0 | 2 | 2 | 0 |
| Johnson | 3 | 4 | 7 | 5 | 10 |
| Robinson | 3 | 2 | 4 | 4 | 8 |
| Brack | 0 | 0 | 0 | 0 | 0 |
| TOTALS | 15 | 12 | 24 | 19 | 42 |

| | | |
|---|---|---|
| Kentucky | 29 | 29—58 |
| Baylor | 16 | 26—42 |




**Front Row:** Coach Rupp, Johnny Stough, Ralph Beard, Kenneth Rollins, Cliff Barker, Jr. Dale Barnstable, Asst. Coach Harry Lancaster;
**Second Row:** Manager Humzey Yessin, Garland Townes, Jim Jordan, Joe Holland, Alex Groza, Wallace Jones, Jim Line, Roger Day, Trainer Wilbert Bud Berger.

# NATIONAL CHAMPIONS

## 1948-49

### *KENTUCKY 46, OKLAHOMA A & M 36 March 26,1949*

**SEATTLE** — Paced by Alex Groza's 25 points and a defense that limited the Aggies to a mere nine field goals, the Wildcats were crowned NCAA champions for the second straight year.

Groza, a unanimous selection as the "Player of the Tournament," put on an impressive display that saw him score more than twice as many points as any other player. A&M's Jack Shelton was the game's only other player to score in double figures. He finished with 12 points.

**KENTUCKY**

| PLAYER | FG | FTM | FTA | PF | TP |
|---|---|---|---|---|---|
| Jones | 1 | 1 | 3 | 3 | 3 |
| Line | 2 | 1 | 2 | 3 | 5 |
| Groza | 9 | 7 | 8 | 5 | 25 |
| Beard | 1 | 1 | 2 | 4 | 3 |
| Barker | 1 | 3 | 3 | 4 | 5 |
| Barnstable | 1 | 1 | 1 | 1 | 3 |
| Hirsch | 1 | 0 | 0 | 1 | 2 |
| TOTALS | 16 | 14 | 19 | 21 | 46 |

**OKLAHOMA A&M**

| PLAYER | FG | FTM | FTA | PF | TP |
|---|---|---|---|---|---|
| Yates | 1 | 0 | 0 | 1 | 2 |
| Bradley | 0 | 3 | 5 | 3 | 3 |
| Harris | 3 | 1 | 1 | 5 | 7 |
| Parks | 2 | 3 | 4 | 5 | 7 |
| Shelton | 3 | 6 | 7 | 4 | 12 |
| Jaquet | 0 | 1 | 2 | 0 | 1 |
| McArthur | 0 | 2 | 2 | 1 | 2 |
| Pilgrim | 0 | 2 | 2 | 1 | 2 |
| Smith | 0 | 0 | 0 | 1 | 0 |
| TOTALS | 9 | 1 | 23 | 21 | 36 |

The Aggies, coached by Hank Iba, drew first blood at 5-2, but that was the only lead they enjoyed as the Wildcats scored seven straight points, five by Groza, to take a 25-20 first-half lead.

UK extended the lead to 31-21 early in the second half and coasted the rest of the way.

| | | |
|---|---|---|
| Kentucky | 25 | 21—46 |
| Oklahoma A&M | 20 | 16—36 |




**Front Row:** Coach Rupp, Jim Line, Cliff Barker, John Stough, Ralph Beard, Joe Hall, Garland Townes and Assistant Coach Harry Lancaster;
**Back Row:** Dale Barnstable, Walt Hircch, Wallace Jones, Captain Alex Groza, Bob Henne, Roger Day and manager Humzey Yessin.

# NATIONAL CHAMPIONS

## 1950-51

### *KENTUCKY 68, KANSAS STATE 58 March 27, 1951*

**MINNEAPOLIS** — Bill Spivey scored 22 points and an ailing Cliff Hagan sparked the Wildcats to their unprecedented third NCAA title.

With a squad consisting of only six healthy players — Walt Hirsch was ineligible and Hagan was plagued by an infected throat — the Wildcats hardly looked like championship material as Kansas State broke out to a 20-12 lead.

It was then that Rupp inserted the ailing Hagan. It was a move that may have proved the difference as the freshman forward sparked a rally that saw UK cut the Kansas State lead to 29-27 at the half.

Led by Hagan and Spivey, who dominated the boards, UK outscored Kansas State 41-29 in the second half to complete the come-from-behind victory.

**KENTUCKY**

| PLAYER | FG | FTM | FTA | PF | TP |
|---|---|---|---|---|---|
| Whitaker | 4 | 1 | 0 | 2 | 9 |
| Linville | 2 | 4 | 8 | 5 | 8 |
| Spivey | 9 | 4 | 6 | 2 | 22 |
| Ramsey | 4 | 1 | 3 | 5 | 9 |
| Watson | 3 | 2 | 4 | 3 | 8 |
| Hagan | 5 | 0 | 2 | 5 | 10 |
| Tsioropoulos | 1 | 0 | 0 | 1 | 2 |
| Newton | 0 | 0 | 0 | 0 | 0 |
| TOTALS | 28 | 12 | 23 | 23 | 68 |

**KANSAS STATE**

| PLAYER | FG | FTM | FTA | PF | TP |
|---|---|---|---|---|---|
| Head | 3 | 2 | 2 | 5 | 8 |
| Stone | 3 | 6 | 8 | 5 | 12 |
| Hitch | 6 | 1 | 1 | 5 | 13 |
| Barrett | 2 | 0 | 2 | 1 | 4 |
| Iverson | 3 | 1 | 2 | 3 | 7 |
| Housey | 2 | 0 | 0 | 3 | 4 |
| Gibson | 0 | 1 | 1 | 5 | 1 |
| Upson | 0 | 0 | 0 | 1 | 0 |
| Knostman | 1 | 1 | 2 | 1 | 3 |
| Peck | 2 | 0 | 1 | 1 | 4 |
| Schuyler | 1 | 0 | 1 | 1 | 2 |
| TOTALS | 23 | 12 | 20 | 31 | 58 |

| | | | |
|---|---|---|---|
| Kentucky | 27 | 41 | — 68 |
| Kansas State | 29 | 29 | — 58 |




**Standing:** Frank Ramsey, Shelby Linville, Bill Spivey, Roger Layne, Lou Tsioropoulos, Read Morgan; Seated: Coach Adolph Rupp, Cliff Hagan, C.M. Newton, Walt Hirsch, Paul Lansaw, Dwight Price & Assistant Coach Harry Lancaster; Below: Lindle Castle, Lucian Whitaker, Bobby Watson, Guy Strong, T. Riddle.

# NATIONAL CHAMPIONS

## 1957-58

### *KENTUCKY 84, SEATTLE 72 March 22, 1958*

**LOUISVILLE** — Senior Vern Hatton scored 30 points and the Wildcats overcame a 25-point, 19-rebound performance by Elgin Baylor to capture their fourth NCAA championship.

Led by Hatton and Johnny Cox, who finished with 24 points, the Wildcats twice battled back from 11-point deficits to gain the victory.

Trailing for much of the game, UK grabbed its first lead with 6 minutes, 8 seconds left when Don Mills hit a hook shot to give the Wildcats a 61-60 lead. Moments later, Cox hit a jump shot to make it 63-60 and UK never trailed again.

John Crigler added 14 points for the victors. Mills and Adrian Smith finished with nine and seven points, respectively.

Aside from Baylor, Seattle received 17 points from Charley Brown and 16 from Jerry Frizzell.

**SEATTLE**

| PLAYER | FGM | FGA | FTM | FTA | REB | PF | TP |
|---|---|---|---|---|---|---|---|
| Prizzell | 4 | 6 | 8 | 11 | 5 | 3 | 16 |
| Brown | 6 | 17 | 5 | 7 | 5 | 5 | 17 |
| Baylor | 9 | 32 | 7 | 9 | 19 | 4 | 25 |
| Harney | 2 | 5 | 0 | 1 | 1 | 1 | 4 |
| Saunders | 0 | 2 | 0 | 0 | 2 | 3 | 0 |
| Ogorek | 4 | 7 | 2 | 2 | 11 | 5 | 10 |
| Plasecki | 0 | 0 | 0 | 0 | 0 | 0 | 0 |
| TOTALS | 25 | 69 | 22 | 30 | 43 | 21 | 72 |

**KENTUCKY**

| PLAYER | FGM | FGA | FTM | FTA | REB | PF | TP |
|---|---|---|---|---|---|---|---|
| Crigler | 5 | 12 | 4 | 7 | 14 | 4 | 14 |
| Cox | 10 | 23 | 4 | 4 | 16 | 3 | 24 |
| Beck | 0 | 1 | 0 | 1 | 3 | 4 | 0 |
| A. Smith | 2 | 8 | 3 | 5 | 6 | 4 | 7 |
| Hatton | 9 | 20 | 12 | 15 | 3 | 3 | 30 |
| Mills | 4 | 9 | 1 | 4 | 5 | 3 | 9 |
| TOTALS | 30 | 73 | 24 | 36 | 47 | 21 | 84 |

| | | |
|---|---|---|
| Seattle | 39 | 33—72 |
| Kentucky | 36 | 48—84 |




**Front Row:** Coach Rupp, Adrian Smith, John Crigler, Ed Beck, Don Mills, Johnny Cox, Vernon Hatton, Assistant Coach Harry Lancaster;
**Second Row:** Student Manager Jay Atkerson, Earl Adkins, Dick Howe, Phil Johnson, Bill Cassady, Lincoln Collinsworth and Harold Ross.

# NATIONAL CHAMPIONS

## 1977-78

### *KENTUCKY 94, DUKE 88*
### *March 27, 1978*

**ST. LOUIS** — Senior Jack Givens put on one of the finest individual performances in NCAA Championship history in leading the Wildcats past the Blue Devils.

With much of the crowd of 18,271 chanting "Goose, Goose," Givens scored 41 points, three short of the record for a championship game, to help the Wildcats to their fifth NCAA title and first in 20 years.

Givens' dominance was clearly evident in the first half as he scored 23 points, including UK's last 16 of the half, to turn a 29-28 UK lead into a 45-38 cushion. It was a deficit from which the Blue Devils would not recover

Overall, Givens made 18 of 27 field goal attempts, five of eight free throws and added eight rebounds and three assists.

**DUKE**

| PLAYER | MIN | FGM | FGA | FTM | FTA | REB | A | PF | TP |
|---|---|---|---|---|---|---|---|---|---|
| Banks | 37 | 6 | 12 | 10 | 12 | 8 | 2 | 2 | 22 |
| Dennard | 30 | 5 | 7 | 0 | 0 | 8 | 2 | 5 | 10 |
| Gminski | 37 | 6 | 16 | 8 | 8 | 12 | 2 | 3 | 20 |
| Harrell | 24 | 2 | 2 | 0 | 0 | 0 | 1 | 3 | 4 |
| Spanarkel | 40 | 8 | 16 | 5 | 6 | 2 | 3 | 4 | 21 |
| Suddath | 9 | 1 | 3 | 2 | 3 | 2 | 0 | 1 | 2 |
| Bender | 17 | 1 | 2 | 5 | 5 | 1 | 4 | 3 | 7 |
| Goetsch | 6 | 0 | 1 | 0 | 0 | 1 | 0 | 1 | 0 |
| Team | | | | | | 0 | | | |
| TOTALS | 200 | 29 | 59 | 30 | 34 | 35 | 14 | 22 | 88 |

**KENTUCKY**

| PLAYER | MIN | FGM | FGA | FTM | FTA | REB | A | PF | TP |
|---|---|---|---|---|---|---|---|---|---|
| Givens | 37 | 18 | 27 | 5 | 8 | 8 | 3 | 4 | 41 |
| Robey | 32 | 8 | 11 | 4 | 6 | 11 | 0 | 2 | 20 |
| Phillips | 11 | 1 | 4 | 2 | 2 | 2 | 1 | 5 | 4 |
| Macy | 38 | 3 | 3 | 3 | 4 | 0 | 8 | 1 | 9 |
| Claytor | 24 | 3 | 5 | 2 | 4 | 0 | 3 | 2 | 8 |
| Lee | 20 | 4 | 8 | 0 | 0 | 4 | 2 | 4 | 8 |
| Shidler | 16 | 1 | 5 | 0 | 1 | 1 | 3 | 3 | 2 |
| Aleksinas | 1 | 0 | 0 | 0 | 0 | 0 | 0 | 1 | 0 |
| Williams | 10 | 1 | 3 | 0 | 0 | 4 | 0 | 2 | 2 |
| Cowan | 8 | 0 | 2 | 0 | 0 | 2 | 0 | 1 | 0 |
| Stephens | 1 | 0 | 0 | 0 | 0 | 0 | 0 | 0 | 0 |
| Courts | 1 | 0 | 0 | 0 | 0 | 0 | 0 | 0 | 0 |
| Gettelfinger | 1 | 0 | 0 | 0 | 0 | 0 | 0 | 0 | 0 |
| Casey | 1 | 0 | 0 | 0 | 0 | 0 | 0 | 1 | 0 |
| Team | | | | | | 0 | | | |
| TOTALS | 200 | 39 | 68 | 16 | 25 | 32 | 20 | 26 | 94 |

Technicals — Duke bench. Att. — 18,271.

| | | | |
|---|---|---|---|
| Duke | 38 | 50 | — 88 |
| Kentucky | 45 | 49 | — 94 |




**Front Row:** Coach Joe Hall, Jay Shidler, Dwane Casey, Kyle Macy, Jack Givens, Tim Stephens, Chris Gettelfinger, Truman Claytor and Assistant Coach Dick Parsons; **Second Row:** Assistant Trainer Walt McCombs, Manager Don Sullivan, LaVon Williams, Scott Courts, Mike Phillips, Rick Robey, Chuck Aleksinas, Fred Cowan, James Lee, Assistant Coach Leonard Hamilton and Assistant Coach Joe Dean Jr.

# AP & UPI CHAMPIONS

## 1951-52
## AP & UPI CHAMPIONS




**Front Row:** Coach Adolph Rupp, Gayle Rose, Bill Evans, Bobby Watson, Lucian Whitaker, Willie Rouse, Bobby Moore, Manager; **Back Row:** Gene Neff, Cliff Hagan, Shelby Linville, Ronald Clark, Lou Tsioropoulous, Frank Ramsey and James Flynn.

## 1953-54
## AP CHAMPIONS -UNDEFEATED 25-0




**Front Row:** Coach Adolph Rupp, Linville Puckett, Jess Curry, Gayle Rose, Clay Evans, Willie Rouse, Don Chandler, Pete Grigsby, Assistant Coach Harry Lancaster; **Back Row:** Student Manager Mike Dolan, Hugh Coy, Cliff Hagan, Lou Tsioropoulous, Jerry Bird, Phil Grawenemeyer, Harold Hurst, Bill Bibb, Frank Ramsey and Bill Evans.

# AP & UPI CHAMPIONS

## 1965-66
## AP & UPI CHAMPIONS



**Front Row:** Coach Adolph Rupp, Gene Stewart, Pat Riley, Louie Dampier, Bob Tallent, Steve Clevenger, Jim LeMaster, Assistant Coach Harry Lancaster; **Back Row**: Tommy Porter, Gary Gamble, Tommy Kron, Cliff Berger, Larry Lentz, Brad Bounds, Thad Jaracz, Larry Conley and Student Manager Mike Herreld.

## 1969-70
## AP & UPI CHAMPIONS



**Front Row:** Coach Adolph Rupp, Dan Issel, Tom Parker, Bob McCowan, Larry Steele, Mike Pratt, Randy Nall, Assistant Coach Joe B. Hall; **Back Row:** Assistant Coach Dick Parsons, Trainer Claude Vaughan, Kent Hollenbeck, Jim Dinwiddie, Clint Wheeler, Art Laib, Randy Pool, Mark Soberberg, Stan Key, Terry Mills, Bill Busey, Assistant Coach T. L. Plain and Manager Doug Billips.

# 1946 & 1976 NIT CHAMPIONS

## *1945-46 NIT CHAMPIONS*



**Front Row:** Manager Humzey Yessin, Rudy Yessin, Buddy Parker, Ralph Beard, Jack Parkinson, Bill Sturgill;
**Back Row:** Trainer Frank Mann, Elmer Gilb, Jack Tingle, Kenton Campbell, Coach Adolph Rupp, Wallace Jones, Wilber Schu, Joe Holland.

## *1975-76 NIT CHAMPIONS*




**Front Row:** Coach Joe B. Hall, Reggie Warford, Dwane Casey, Pat Foschi, Larry Johnson, Joey Holland, Truman Claytor, Asst. Coach Dick Parsons;
**Back Row:** Manager Tripp Ramsey, Asst. Coach Lynn Nance, Jack Givens, James Lee, Rick Robey, Dan Hall, Mike Phillips, Merion Haskins, Bob Fowler, Asst. Coach Leonard Hamilton, Assoc. Trainer Bobby Barton.

# UK RETIRES JERSIES TO HONOR RUPP, HALL

*On February 15, 1990, the University of Kentucky unveiled banners in Rupp Arena honoring its 14 retired jersies. The big event, though, was the addition of two more retired jersies in honor of former coaches Adolph Rupp and Joe B. Hall.*

*Rupp, the UK coach from 1931-1972, won 875 games to become college basketball's all-time winningest coach. The man for whom Kentucky's basketball home was named won four national championships and was inducted in 1969 into the College Basketball Hall of Fame in Springfield, Mass.*

*Hall, who took over for Rupp upon his retirement in 1972, led the Wildcats to the 1978 NCAA championship and eight Southeastern Conference titles in his 13 years as head coach.*



*left: Athletics Director C.M. Newton honors the son and granddaughter of Coach Adolph Rupp, Herkey and Farren Rupp, in pregame ceremonies in Rupp Arena.*
*below: Newton calls former UK coach Joe B. Hall to center court for the surprise unveiling of a retired jersey in his honor.*








# RETIRED JERSIES

In recognition of outstanding achievements in the field of athletic endeavor, the University of Kentucky Athletics Association has retired the jersies of the following:



*4-Layton "Mickey" Rouse 1938-39-40*



*44-Dan Issel 1968-69-70 UK's All-Time Leading Scorer*



*Adolph Rupp Head Coach 1931-72*



*Joe B. Hall Head Coach 1973-85*



**6-Cliff Hagan 1951-52-54*



**16-Lou Tsioropoulos 1951-52-54*



**20-Gayle Rose 1952-54-55*



**22-Jerry Bird 1954-55-56*



**30-Frank Ramsey 1951-52-54*



**42-Billy Evans 11952-54-55*



**44-Phil Grawemeyer 1954-55-56*



*#12-Ralph Beard 1946-47-48-49*



*#15-Alex Groza 1945-47-48-49*



*#22-Cliff Barker 1947-48-49*



*Adolph Rupp Inducted 1969*



*Cliff Hagan Inducted 1977*



*Frank Ramsey Inducted 1981*



*#26-Kenny Rollins 1943-47-48*



*#27-Wallace Jones 1946-47-48-49*

## BASKETBALL HALL OF FAME

Three representatives of the University of Kentucky have been enshrined in the Basketball Hall of Fame in Springfield, Mass.

**Member of 1954 Undefeated National Champions.*
*#Member of "The Fabulous Five," 1948 National Champions, Olympic Gold Medalists*

# WHO WERE? . . .

## THE FABULOUS FIVE

One of the most frequently-asked questions tossed at basketball historians and sports authorities is, "Who were the 'Fabulous Five' of Kentucky?" The answer is Alex Groza (center), Ralph Beard and Kenny Rollins (guards), "Wah Wah" Jones and Cliff Barker (forwards). This famous 1947-48 team, captained by Rollins, won 36 and lost 3 while sweeping to Kentucky's first NCAA title. The Fabulous Five then went on to participate as a unit in the Olympic Games, helping the USA team capture the world championship. Rollins graduated after the 1948 season, but the remaining foursome continued to play havoc with collegiate basketball and copped another NCAA title for Kentucky in 1949 with a record of 32-2.

## THE FIDDLIN' FIVE

Before the 1957-58 season began, Coach Adolph Rupp commented about the upcoming season, "They might be pretty good barnyard fiddlers, but we have a Carnegie Hall schedule, and it will take violinists to play that competition."

When the Wildcats became notorious for, as Rupp put it, "fiddlin' around and fiddlin' around then finally pulling it out at the end," the team was tagged with the nickname "The Fiddlin' Five."

The "Fiddlin' Five," became Rupp's fourth national championship team when it defeated Elgin Baylor and Seattle in the title game at Louisville's Freedom Hall, 84-72. After the game Rupp said, "Those boys certainly are not concert violinists, but they sure can fiddle."




*Rupp with the "Fabulous Five", Wallace "Wah Wah" Jones (27), Alex Groza (15), Cliff Barker (23), Ken Rollins (26) and Ralph Beard (12).*




*Former University of Kentucky All-American Cliff Hagan (6) looks on as St. John's Al McGuire (18) and Frank Mulzoff (17) combine efforts in an attempt to wrest the ball held firmly by Kentucky's Lou Tsioropoulous (16) in 1951 NCAA Eastern Regional Semifinal at Madison Square Garden. Kentucky won the game, 59-43.*

## RUPP'S RUNTS

The 1965-66 UK team earned this nickname because the biggest man among the Wildcat starting five was guard Tommy Kron, at 6-5. Center Thad Jaracz, who worked his way into the starting lineup, was also 6-5, while forwards Larry Conley and Pat Riley were 6-3 and guard Louie Dampier was 6-0.

The team became one of Rupp's favorites during his long tenure at Kentucky. Before the season started, Rupp commented, "I honestly believe that man-for-man we just might have in the making a better team than we had in 1958, when we won the national championship."

The Runts did indeed turn out to be one of the outstanding teams in UK's glorious history, compiling a sparkling 32-2 record, but coming just one game shy of the NCAA title when upset by Texas Western (now UTEP) in the finals, 72-65.

# THE CATS ON TV

| Date | Opponent | Score |
|---|---|---|
| 3/22/51 | St. John's (NCAA) | 59-43 (W) |
| 3/24/51 | Illinois (NCAA) | 76-74 (W) |
| 2/15/57 | Loyola (Chicago) | 115-65 (W) |
| 12/13/58 | ST. LOUIS | 76-57 (W) |
| 1/10/59 | Louisiana State | 76-61 (W) |
| 1/17/59 | TENNESSEE | 79-58 (W) |
| 1/7/61 | GEORGIA TECH | 89-79 (W) |
| 1/15/66 | VANDERBILT | 96-83 (W) |
| 2/12/66 | Auburn | 77-64 (W) |
| 2126166 | TENNESSEE | 78-64 (W) |
| 3/5/66 | Tennessee | 62-69 (L) |
| 1/21/67 | AUBURN | 60-58 (W) |
| 2/18/67 | Mississippi State | 103-74 (W) |
| 2/25/67 | Alabama | 71-81 (L) |
| 3/4/67 | Vanderbilt | 94-110 (L) |
| 1/13/68 | Florida | 78-96 (L) |
| 1/20/68 | Auburn | 73-74 (L) |
| 1/27/68 | Louisiana State | 121-95 (W) |
| 3/21/68 | VANDERBILT | 85-80 (W) |
| 1/18/69 | Tennessee | 69-66 (W) |
| 1/25/69 | Louisiana State | 108-96 (W) |
| 2/15/69 | Florida | 81-82 (L) |
| 3/8/69 | TENNESSEE | 84-69 (W) |
| 2/21/70 | Louisiana State | 121-105 (W) |
| 2/28/70 | VANDERBILT | 90-86 (W) |
| 3/7/70 | Tennessee | 86-69 (W) |
| 2/20/71 | LOUISIANA STATE | 110-73 (W) |
| 1/16/71 | Tennessee | 71-75 (L) |
| 2/27/71 | Vanderbilt | 110-90 (W) |
| 3/6/71 | TENNESSEE | 84-78 (W) |
| 1/22/72 | TENNESSEE | 72-70 (W) |
| 2/5/72 | Vanderbilt | 85-80 (W-OT) |
| 2/26/72 | Louisiana State | 71-88 (L) |
| 1/20/73 | Tennessee | 64-65 (L) |
| 2/17/73 | Florida | 94-83 (W) |
| 2/24/73 | LOUISIANA STATE | 94-76 (W) |
| 1/5/74 | Louisiana State | 84-95 (L) |
| 2/2/74 | Mississippi State | 82-70 (W) |
| 2/23/74 | ALABAMA | 71-94 (L) |
| 1/18/75 | Ole Miss | 85-82 (W) |
| 2/22/75 | Alabama | 84-79 (W) |
| 3/1/75 | VANDERBILT | 109-84 (W) |
| 1/17/76 | VANDERBILT | 77-76 (W) |
| 2/7/76 | Tennessee | 85-92 (L) |
| 3/6176 | ALABAMA | 90-85 (W) |
| 1/8/77 | Vanderbilt | 64-62 (W) |
| 2/26/77 | ALABAMA | 85-70 (W) |
| 3/5/77 | TENNESSEE | 79-81 (L) |
| 12/31/77 | Notre Dame (Louisville) | 73-68 (W) |
| 1/14/78 | LOUISIANA STATE | 96-76 (W) |
| 1/21/78 | Mississippi State | 75-64 (W) |
| 2/20/78 | ALABAMA | 97-84 (W) |
| 2/25/78 | Tennessee | 68-57 (W) |
| 3/4/78 | NEVADA-LAS VEGAS | 92-70 (W) |
| 3/6/78 | VANDERBILT | 78-68 (W) |
| 3/11/78 | Florida State (NCAA) | 85-76 (W) |
| 3/16/78 | Miami (Ohio) (NCAA) | 91-69 (W) |
| 3/18/78 | Michigan State (NCAA) | 52-49 (W) |
| 3/25/78 | Arkansas (NCAA) | 64-59 (W) |
| 3/27/78 | Duke (NCAA Finals) | 94-88 (W) |
| 12/30/78 | Notre Dame (Louisville) | 81-76 (W) |
| 1/3/79 | Florida | 65-76 (L) |
| 1/6/79 | LOUISIANA STATE | 89-93 (L) |
| 2/10/79 | ALABAMA | 80-71 (W) |
| 2/12/79 | MISSISSIPPI STATE | 80-65 (W) |
| 2/19/79 | Georgia | 90-74 (W) |
| 2/25/79 | SOUTH CAROLINA | 79-74 (W) |
| 11/17/79 | Duke (Tipoff Classic) | 76-82 (L) |
| 12/29/79 | Notre Dame (Louisville) | 86-80 (W) |
| 1/2/80 | AUBURN | 67-65 (W) |
| 1/17/80 | Florida | 76-63 (W) |
| 1/28/80 | LOUISIANA STATE | 60-65 (L) |
| 2/9/80 | Alabama | 72-63 (W) |
| 2/17/80 | Nevada-Las Vegas | 74-69 (W) |
| 2/24/80 | Louisiana State | 76-74 (W) |
| 1/3/81 | GEORGIA | 76-62 (W) |
| 1/10/81 | TENNESSEE | 48-47 (W) |
| 1/17/81 | Alabama | 59-55 (W) |
| 1/19/81 | Louisiana State | 67-81 (L) |
| 1/31/81 | Georgia | 71-68 (W) |
| 2/11/81 | Ole Miss | 62-55 (W) |
| 3/1/81 | LOUISIANA STATE | 73-71 (W) |
| 3/5/81 | Vanderbilt (SEC-T) | 55-60 (L) |
| 3/15/81 | Al. Birmingham (NCAA) | 62-69 (L) |
| 12/5/81 | Ohio State | 78-62 (W) |
| 12/8/81 | INDIANA | 85-69 (W) |
| 12/26/81 | North Carolina | 69-82 (L) |
| 12/29/81 | Notre Dame (Louisville) | 34-28 (W-OT) |
| 1/13/82 | Ole Miss | 65-67 (L) |
| 1/25/82 | LOUISIANA STATE | 76-65 (W) |
| 1/30/82 | GEORGIA | 82-73 (W) |
| 2/3/82 | Auburn | 81-83 (L-OT) |
| 2/13/82 | Alabama | 72-62 (W) |
| 3/5/82 | Ole Miss (SEC-T) | 62-58 (W) |
| 3/6/82 | Alabama (SEC-T) | 46-48 (L) |
| 3/14/82 | Middle Tennessee (NCAA) | 44-50 (L) |
| 11/27/82 | BUTLER | 90-53 (W) |
| 12/4/82 | VILLANOVA | 93-79 (W) |
| 12/11/82 | ILLINOIS | 76-57 (W) |
| 12/22/82 | Indiana | 59-62 (L) |
| 12/29/82 | Kansas (Louisville) | 83-62 (W) |
| 1/3/83 | OLE MISS | 72-60 (W) |
| 1/10/83 | Mississippi St. | 59-53 (W) |
| 1/29/83 | Georgia | 63-70 (L) |
| 1/31/83 | Tennessee | 63-65 (L) |
| 2/5/83 | ALABAMA | 76-70 (W) |
| 2/8/83 | MISSISSIPPI ST. | 88-67 (W) |
| 2/27/83 | TENNESSEE | 69-61 (W) |
| 3/11/83 | Alabama (SEC-T) | 64-69 (L) |
| 3124183 | Indiana (NCAA) | 64-59 (W) |
| 3/26/83 | Louisville (NCAA) | 68-80 (L-OT) |
| 11/26/83 | LOUISVILLE | 65-44 (W) |
| 12/3/83 | INDIANA | 59-54 (W) |
| 12/20/83 | Cincinnati | 24-11 (W) |
| 1/9/84 | ALABAMA | 76-66 (W) |
| 1/13/84 | Auburn | 63-82 (L) |
| 1/17/84 | Florida | 57-69 (L) |
| 1/20/84 | VANDERBILT | 67-46 (W) |
| 1/22/84 | HOUSTON | 74-67 (W) |
| 1/28/84 | GEORGIA | 64-40 (W) |
| 1/30/84 | TENNESSEE | 93-74 (W) |
| 2/4/84 | Alabama | 72-62 (W) |
| 2/11/84 | AUBURN | 84-64 (W) |
| 2/19/84 | Vanderbilt | 58-54 (W) |
| 2/25/84 | Georgia | 66-64 (W) |
| 2/27/84 | Tennessee | 58-63 (L) |
| 3/1/84 | OLE MISS | 76-57 (W) |
| 3/3/84 | LOUISIANA STATE | 90-68 (W) |
| 3/8/84 | Georgia (SEC-T) | 92-79 (W) |
| 3/9/84 | Alabama (SEC-T) | 48-46 (W) |
| 3/10/84 | Auburn (SEC-T) | 51-49 (W) |
| 3/17/84 | Brigham Young (NCAA) | 93-68 (W) |
| 3/22/84 | Louisville (NCAA) | 72-67 (W) |
| 3/24/84 | Illinois (NCAA) | 54-51 (W) |
| 3/31/84 | Georgetown (NCAA) | 40-53 (L) |
| 12/8/84 | Indiana | 68-81 (L) |
| 12/15/84 | Louisville | 64-71 (L) |
| 1/2/85 | AUBURN | 68-61 (W) |
| 1/5/85 | NORTH CAROLINA ST. | 78-62 (W) |
| 1/12/85 | Alabama | 58-60 (L) |
| 1/19/85 | FLORIDA | 55-67 (L) |
| 1/27/85 | Tennessee | 65-81 (L) |
| 1/31/85 | LOUISIANA ST. | 53-43 (W) |
| 212/85 | Auburn (SEC-T) | 49-47 (W) |
| 2/7/85 | Vanderbilt | 68-62 (W) |
| 2/20/85 | Florida | 76-68 (W) |
| 2/24/85 | GEORGIA | 77-79 (L) |
| 3/2/85 | Louisiana St. | 61-67 (L) |
| 3/7/85 | Florida (SEC-T) | 55-58 (L) |
| 3/14/85 | Washington (NCAA) | 66-58 (W) |
| 3/16/85 | Nevada-Las Vegas (NCAA) | 64-61 (W) |
| 3/22/85 | St. John's (NCAA) | 70-86 (L) |
| 12/14/85 | Kansas | 66-83 (L) |
| 12/28/85 | LOUISVILLE | 69-64 (W) |
| 1/4/86 | Vanderbilt | 80-71 (W) |
| 1/18/86 | Florida | 72-55 (W) |
| 1/23/85 | GEORGIA | 74-69 (W) |
| 1/25/86 | TENNESSEE | 74-57 (W) |
| 1/29/86 | Louisiana St. | 54-52 (W) |
| 2/2/86 | North Carolina St. | 51-54 (L) |
| 2/8/86 | Ole Miss | 62-58 (W) |
| 2/13/86 | Alabama | 73-71 (W) |
| 2/15/86 | MISSISSIPPI ST. | 88-62 (W) |
| 2/27/86 | Tennessee | 62-60 (W) |
| 3/1/86 | LOUISIANA ST. | 68-57 (W) |
| 3/6/86 | Ole Miss (SEC-T) | 95-69 (W) |
| 3/7/86 | Louisiana St. (SEC-T) | 61-58 (W) |
| 3/8/86 | Alabama (SEC-T) | 83-72 (W) |
| 3/16/86 | Western Kentucky (NCAA) | 71-64 (W) |
| 3/20/86 | Alabama (NCAA) | 68-63 (W) |
| 3/22/86 | Louisiana St. (NCAA) | 57-59 (L) |
| 12/27/86 | Louisville | 85-51 (W) |
| 1/7/87 | ALABAMA | 55-69 (L) |
| 1/18/87 | LOUISIANA ST. | 41-76 (L) |
| 1/21/87 | Vanderbilt | 71-65 (W) |
| 1/25/87 | NAVY | 80-69 (W) |
| 1/31/87 | MISSISSIPPI ST. | 50-36 (W) |
| 2/4/87 | AUBURN | 75-71 (W) |
| 2/7187 | Alabama | 70-69 (W) |
| 2/14/87 | Florida | 56-74 (L) |
| 2/21/87 | Louisiana St. | 52-65 (L) |
| 2/25/87 | Georgia | 71-79 (L) |
| 3/1/87 | OKLAHOMA | 75-74 (W) |
| 3/6/87 | Auburn (SEC-T) | 72-79 (L) |
| 3/13/87 | Ohio St. (NCAA) | 77-91 (L) |
| 12/5/87 | Indiana | 82-76 (W) |
| 12/12/87 | LOUISVILLE | 76 75 (W) |
| 12/31/87 | VANDERBILT | 81-74 (W) |
| 1/2/88 | Georgia | 84-77 (W) |
| 1/9/88 | AUBURN | 52-53 (L) |
| 1/13/88 | Alabama | 63-55 (W) |
| 1/20/88 | FLORIDA | 56-58 (L) |
| 1/23/88 | Louisiana St. | 76-61 (W) |
| 1/31/88 | Notre Dame (Louisville) | 78-69 (W) |
| 2/6/88 | Mississippi St. | 83-59 (W) |
| 2/13/88 | ALABAMA | 82-68 (W) |
| 2/17/88 | Tennessee | 70-72 (L) |
| 2/20/88 | Florida | 76-83 (L) |
| 2/24/88 | LOUISIANA ST. | 95-69 (W) |
| 2/28/88 | SYRACUSE | 62-58 (W) |
| 3/2/88 | GEORGIA | 80-72 (W) |
| 3/11/88 | Ole Miss (SEC-T) | 82-64 (W) |
| 3/12/88 | Louisiana St. (SEC-T) | 86-80 (W) |
| 3/13/88 | Georgia (SEC-T) | 62-57 (W) |
| 3/18/88 | Southern (NCAA) | 99-84 (W) |
| 3/20/88 | Maryland (NCAA) | 90-81 (W) |
| 3/24/88 | Villanova (NCAA) | 74-80 (L) |
| 11/19/88 | Duke (Tipoff Classic) | 55-80 (L) |
| 11/25/88 | Iona | 56-54 (W) |
| 11/26/88 | Seton Hall | 60-63 (L) |
| 11/28/88 | California | 89-71 (W) |
| 12/3/88 | Notre Dame | 65-81 (L) |
| 12/7/88 | NORTHWESTERN ST. | 82-85 (L) |
| 12/10/88 | WESTERN CAROLINA | 78-60 (W) |
| 12/16/88 | BOWLING GREEN ST. | 54-56 (L) |
| 12/17/88 | MARSHALL | 91-78 (W) |
| 12/20/88 | INDIANA | 52-75 (L) |
| 12/27/88 | Austin Peay (Louisville) | 85-77 (W) |
| 12/31/88 | Louisville | 75-97 (L) |
| 1/4/89 | GEORGIA | 76 65 (W) |
| 1/12/89 | Florida | 69-56 (W) |
| 1/14/89 | LOUISIANA ST. | 62-64 (L) |
| 1/21/89 | Tennessee | 66 65 (W) |
| 1/28/89 | Ole Miss | 65-70 (L) |
| 2/5/89 | Georgia | 72-84 (L) |
| 2/8/89 | Vanderbilt | 51-81 (L) |
| 2/11/89 | FLORIDA | 53-59 (L) |
| 2/15/89 | Louisiana St. | 80-99 (L) |
| 2/18/89 | ALABAMA | 67-71 (L) |
| 2/22/89 | TENNESSEE | 76-71 (W) |
| 2/26/89 | Syracuse | 73-89 (L) |
| 3/10/89 | Vanderbilt (SEC-T) | 63-77 (L) |

# ALL-AMERICANS

*(33 PLAYERS CHOSEN 51 TIMES) *CONSENSUS; **2ND TEAM CONSENSUS*



*BASIL HAYDEN*
*Forward-1921*
*Paris High School*
*Paris, Ky.*



*BURGESS CAREY*
*Guard-1925*
*Lexington Senior High School*
*Lexington, Ky.*



*CAREY SPICER*
*Forward-1929,30*
*Lexington Senior High School*
*Lexington, Ky.*



*PAUL McBRAYER*
*Guard-1930*
*Kavanaugh High School*
*Lawrenceburg, Ky.*



*FOREST SALE*
*Center-Forward-1932,33*
*Kavanaugh High School*
*Lawrenceburg, Ky.*



*ELLIS JOHNSON*
*Guard-1933*
*Ashland High School*
*Ashland, Ky.*



*JOHN DeMOISEY*
*Center-1934*
*Walton High School*
*Walton, Ky.*



*LeROY EDWARDS*
*Center-1935*
*Tech High School*
*Indianapolis, Ind.*



*BERNARD OPPER*
*Guard-1939*
*Morris High School*
*New York, N.Y.*



*LEE HUBER*
*Guard-1940-41*
*St. Xavier High School*
*Louisville, Ky.*



*BOB BRANNUM*
*Center-1944*
*Winfield High School*
*Winfield, Kan.*



*JACK PARKINSON*
*Guard-1946*
*Yorktown High School*
*Yorktown, Ind.*



*JACK TINGLE*
*Forward-1947*
*Trimble High School*
*Bedford, Ky.*



*RALPH BEARD*
*Guard-1947,48*,49**
*Male High School*
*Louisville, Ky.*



*ALEX GROZA*
*Center-1947,48**,49**
*Martins Ferry High School*
*Martins Ferry, Ohio*



*WALLACE JONES*
*Forward-1949***
*Harlan High School*
*Harlan, Ky.*

# ALL-AMERICANS



*BILL SPIVEY*
*Center-1951**
*Warner Robins High School*
*Warner Robins, Ga.*



*CLIFF HAGAN*
*Center-1952*,54**
*Owensboro High School*
*Owensboro, Ky.*



*FRANK RAMSEY*
*Guard-1952,54***
*Madisonville High School*
*Madisonville, Ky.*



*BOB BURROW*
*Center-1956***
*Wells High School*
*Wells, Texas*



*VERNON HATTON*
*Guard-1958*
*Lafayette High School*
*Lexington, Ky.*



*JOHNNY COX*
*Forward-1959**
*Hazard High School*
*Hazard, Ky.*



*COTTON NASH*
*Ctr.-For.-*
*1962**,63**,64**
*Lake Charles High*



*PAT RILEY*
*Forward-1966*
*Linton High School*
*Schenectady, N.Y.*



*LOUIE DAMPIER*
*Guard-1966*,67***
*Southport High School*
*Indianapolis, Ind.*



*DAN ISSEL*
*Center-1969,70**
*Batavia High School*
*Batavia, Ill.*



*KEVIN GREVEY*
*Forward-1974,75*
*Taft High School*
*Hamilton, Ohio*



*JACK GIVENS*
*Forward-1977,78*
*Bryan Station High School*
*Lexington, Ky.*



*RICK ROBEY*
*Forward-Center-1977-78*
*Brother Martin High School*
*New Orleans, La.*



*KYLE MACY*
*Guard-1979,80**
*Peru High School*
*Peru, Ind.*



*SAM BOWIE*
*Center-1981*
*Lebanon High School*
*Lebanon, Pa.*



*MELVIN TURPIN*
*Center-1984***
*Bryan Station High School*
*Lexington, Ky.*



*KENNY WALKER*
*Forward-1985,86**
*Crawford Co. High School*
*Roberta, Ga.*

# KENTUCKY IN THE NCAA TOURNAMENT

*Kentucky has made *32 appearances in the NCAA tournament - more than any other school. Through the years, Kentucky has captured the NCAA title five times. UCLA is the only school that can boast of more overall NCAA tournament victories (56) than UK (53). Through the years, Kentucky has racked up an impressive 53-29 NCAA tournament record.*

## NCAA TOURNAMENT WINNINGEST COACHES

**BY VICTORIES (TITLES)**

| | |
|---|---|
| John Wooden, UCLA (10) | 47 |
| Dean Smith, North Carolina (1) | 41 |
| Denny Crum, Louisville (2) | 31 |
| **ADOLPH RUPP, KENTUCKY (4)** | **30** |
| Bob Knight, Indiana (3) | 29 |
| Jerry Tarkanian, Long Beach St., UNLV | 27 |
| Guy Lewis, Houston | 26 |
| John Thompson, Georgetown (1) | 25 |
| **JOE B. HALL, KENTUCKY (1)** | **20** |
| Al McGuire, Marquette (1) | 20 |
| Digger Phelps, Notre Dame | 17 |
| **EDDIE SUTTON, CREIGHTON, ARKANSAS, KENTUCKY** | **15** |
| Henry Iba, Oklahoma State (2) | 15 |
| Lefty Driesell, Davidson, Maryland, James Madison | 15 |
| Gene Bartow, Memphis St., UCLA, UAB | 14 |
| Frank McGuire, No. Carolina, So. Carolina (1) | 14 |
| Ray Meyer, Depaul | 14 |
| Fred Taylor, Ohio State (1) | 14 |
| Phil Woolpert, San Francisco (2) | 13 |

## NCAA CHAMPIONSHIPS

| | |
|---|---|
| UCLA | 10 |
| **KENTUCKY** | **5** |
| Indiana | 5 |
| North Carolina | 2 |
| N.C. State | 2 |
| Oklahoma State | 2 |
| San Francisco | 2 |
| Louisville | 2 |
| Kansas | 2 |

## KENTUCKY IN THE NCAA RECORD BOOK

*The Wildcats hold numerous records in NCAA play, both as a team and individually. Here are the records held by the Wildcats:*

**Fewest Points Allowed (Single Game) (Since 1938)**
6 - Kentucky (75) vs. Arkansas State. Jan. 8, 1945: and Tennessee (11) vs. Temple. Dec. 15, 1973

**Fewest Field Goals (Single Game) (Since 1938)**
2 - Arkansas State vs. Kentucky, Jan. 8, 1945: Duke vs. N.C. State. March 8, 1968

**Most Rebounds (Single Game)**
108 - Kentucky vs. Mississippi, Feb. 8, 1964.

**Most Field Goal Attempts (Season)**
2925 - Kentucky, 1948 (Made 916)

**Most Consecutive Home-Court Victories**
129 - Kentucky, from Jan. 4, 1943, to Jan. 8, 1955 (Ended by Ga. Tech, 59-58)

**Unbeaten Teams (Since 1938 UK is one of nine schools)**
1954 - Kentucky (25)

**30-Game Winners** (Kentucky has registered more 30-game winning seasons than any other school in NCAA)

36 - Kentucky, 1948
34 - Kentucky, 1947
32 - Kentucky,1949
Kentucky, 1951
Kentucky, 1986
31 - Kentucky, 1976
30 - Kentucky, 1978

**Totals*** 32 appearances Won 53, Lost 29; Five National Championships: Runner-Up Twice: Nine Final Four appearances: 20 Final Eight appearances.

**Years in NCAA Tourney** - 1942-45-48-49-51-52-55-56-57-58-59-61-62-64-66-68-69-70-71-72-73-75-77-78-80-81-82-83-84-85-86-87-*

*1988 appearance vacated as part of NCAA sanctions.

# NCAA FINAL FOUR RESULTS

| Year | Champion | Score | Runner-up | Third Place | Fourth Place | Site of Finals | Coaches of Team Champions | Outstanding Player Award |
|---|---|---|---|---|---|---|---|---|
| 1939 | Oregon | 46-33 | Ohio State | *Oklahoma | *Villanova | Evanston, Ill. | Howard Hobson, Oregon | None Selected |
| 1940 | Indiana | 60-42 | Kansas | *Duquesne | *Southern Cal | Kansas City, Mo. | Branch McCracken, Indiana | Marvin Huffman, Indiana |
| 1941 | Wisconsin | 39-34 | Washington St. | *Pittsburgh | *Arkansas | Kansas City, Mo. | Harold Foster, Wisconsin | John Kotz, Wisconsin |
| 1942 | Stanford | 53-38 | Dartmouth | **Kentucky** | *Colorado | Kansas City, Mo. | Everett Dean, Stanford | Howard Dallmar, Stanford |
| 1943 | Wyoming | 46-34 | Georgetown | *Texas | *DePaul | New York | Everett Shelton, Wyoming | Ken Sailors, Wyoming |
| 1944 | Utah | 42-40$ | Dartmouth | *Iowa State | *Ohio State | New York | Vadal Peterson, Utah | Arnold Ferrin, Utah |
| 1945 | Oklahoma St. | 49-45 | New York U. | *Arkansas | *Ohio State | New York | Henry Iba, Oklahoma State | Bob Kurland, Okla. St. |
| 1946 | Oklahoma St. | 43-40 | North Carolina | Ohio State | California | New York | Henry Iba, Oklahoma State | Bob Kurland, Okla. St. |
| 1947 | Holy Cross | 58-47 | Oklahoma | Texas | CCNY | New York | Alvin Julian, Holy Cross | George Kaftan, Holy Cross |
| 1948 | **Kentucky** | 58-42 | Baylor | Holy Cross | Kansas State | New York | **Adolph Rupp, Kentucky** | **Alex Groza, Kentucky** |
| 1949 | **Kentucky** | 46-36 | Oklahoma St. | Illinois | Oregon State | Seattle, Wash. | **Adolph Rupp, Kentucky** | **Alex Groza, Kentucky** |
| 1950 | CCNY | 71-68 | Bradley | N.C.State | Baylor | New York | Nat Holma, CCNY | Irwin Dambrot, CCNY |
| 1951 | **Kentucky** | 68-58 | Kansas State | Illinois | Oklahoma St. | Minneapolis, Minn. | **Adolph Rupp, Kentucky** | None Selected |
| 1952 | Kansas | 80-63 | St. John's | Illinois | Santa Clara | Seattle, Wash. | Forrest Allen, Kansas | Clyde Lovelette, Kansas |
| 1953 | Indiana | 69-68 | Kansas | Washington | LSU | Kansas City, Mo. | Branch McCracken, Indiana | B.H. Born, Kansas |
| 1954 | LaSalle | 92-76 | Bradley | Penn State | Southern Cal | Kansas City, Mo. | Kenneth Loeffler, LaSalle | Tom Gola, LaSalle |
| 1955 | San Francisco | 77-63 | LaSalle | Colorado | Iowa | Kansas City, Mo. | Phil Woolpert, San Francisco | Bill Russell, San Fran. |
| 1956 | San Francisco | 83-71 | Iowa | Temple | Sou. Meth. | Evanston, Ill. | Phil Woolpert, San Francisco | Hal Lear, Temple |
| 1957 | N. Carolina | 54-53& | Kansas | San Francisco | Mich. State | Kansas City, Mo. | Frank McGuire, N. Carolina | Wilt Chamberlain, Kan. |
| 1958 | **Kentucky** | 84-72 | Seattle | Temple | Kansas State | Louisville, Ky. | **Adolph Rupp, Kentucky** | Elgin Baylor, Seattle |
| 1959 | California | 71-70 | West Virginia | Cincinnati | Louisville | Louisville, Ky. | Pete Newell, California | Jerry West, West Virginia |
| 1960 | Ohio State | 75-55 | California | Cincinnati | New York U. | San Francisco, Calif. | Fred Taylor, Ohio State | Jerry Lucas, Ohio State |
| 1961 | Cincinnati | 70-65$ | Ohio State | Vacated | Utah | Kansas City, Mo. | Edwin Jucker, Cincinnati | Jerry Lucas, Ohio State |
| 1962 | Cincinnati | 71-59 | Ohio State | Wake Forest | UCLA | Louisville, Ky. | Edwin Jucker, Cincinnati | Paul Hogue, Cincinnati |
| 1963 | Loyola (Ill.) | 60-58$ | Cincinnati | Duke | Oregon State | Louisville, Ky. | George Ireland, Loyola, (Ill.) | Art Heyman, Duke |
| 1964 | UCLA | 98-83 | Duke | Michigan | Kansas State | Kansas City, Mo. | John Wooden, UCLA | Walt Hazzard, UCLA |
| 1965 | UCLA | 91-80 | Michigan | Princeton | Wichita State | Portland, Ore. | John Wooden, UCLA | Bill Bradley, Princeton |
| 1966 | Texas-El-Paso | 72-65 | **Kentucky** | Duke | Utah | College Park, Md. | Don Haskins, Texas-El-Paso | Jerry Chambers, Utah |
| 1967 | UCLA | 79-64 | Dayton | Houston | N. Carolina | Louisville, Ky. | John Wooden, UCLA | Lew Alcindor, UCLA |
| 1968 | UCLA | 78-55 | North Carolina | Ohio State | Houston | Los Angeles, Calif. | John Wooden, UCLA | Lew Alcindor, UCLA |
| 1969 | UCLA | 92-72 | Purdue | Drake | N. Carolina | Louisville, Ky. | John Wooden, UCLA | Lew Alcindor, UCLA |
| 1970 | UCLA | 80-69 | Jacksonville | N. Mexico St. | St.Bonaventure | College Park, Md. | John Wooden, UCLA | Sidney Wicks, UCLA |
| 1971 | UCLA | 68-62 | Vacated** | Vacated** | Kansas | Houston, Texas | John Wooden, UCLA | Vacated9 |
| 1972 | UCLA | 81-76 | Florida State | N. Carolina | Louisville | Los Angeles, Calif. | John Wooden, UCLA | Bill Walton, UCLA |
| 1973 | UCLA | 87-66 | Memphis State | Indiana | Providence St. | St. Louis, Mo. | John Wooden, UCLA | Bill Walton, UCLA |
| 1974 | N.C. State | 76-64 | Marquette | UCLA | Kansas | Greensboro, N.C. | Norman Sloan, N.C. State | David Thompson, N.C. St. |
| 1975 | UCLA | 92-85 | **Kentucky** | Louisville | Syracuse | San Diego, Calif. | John Wooden, UCLA | Richard Washington, UCLA |
| 1976 | Indiana | 86-68 | Michigan | UCLA | Rutgers | Philadelphia, Pa. | Bob Knight, Indiana | Kent Benson, Indiana |
| 1977 | Marquette | 67-59 | North Carolina | UNLV | N.C. Charlotte | Atlanta, Ga. | Al McGuire, Marquette | Butch Lee, Marquette |
| 1978 | **Kentucky** | 94-88 | Duke | Arkansas | Notre Dame | St. Louis, Mo. | **Joe Hall, Kentucky** | **Jack Givens, Kentucky** |
| 1979 | Mich. State | 75-64 | Indiana State | DePaul | Penn | Salt Lake City, Utah | Jud Heathcote, Michigan St. | Earvin Johnson, Mich. St. |
| 1980 | Louisville | 59-54 | Vacated** | Purdue | Iowa | Indianapolis, Ind. | Denny Crum, Louisville | Darrell Griffith, Louisville |
| 1981 | Indiana | 63-50 | North Carolina | Virginia | LSU | Philadelphia, Pa. | Bob Knight, Indiana | Isiah Thomas, Indiana |
| 1982 | N. Carolina | 63-62 | Georgetown | *Houston | *Louisville | New Orleans, La. | Dean Smith, North Carolina | James Worthy, N. Carolina |
| 1983 | N.C. State | 54-52 | Houston | *Georgia | *Louisville | Albuquerque, N.M. | Jim Valvano, NC State | Akeem Olajuwon, Houston |
| 1984 | Georgetown | 84-75 | Houston | **Kentucky** | *Virginia | Seattle, Wash. | John Thompson, G'town | Patrick Ewing, G'town |
| 1985 | Villanova | 66-64 | Georgetown | *St. John's | *Memphis St. | Lexington, Ky. | Rollie Massimino, Villanova | Ed Pinckney, Villanova |
| 1986 | Louisville | 72-69 | Duke | *LSU | *Kansas | Dallas, Texas | Denny Crum, Louisville | Pervis Ellison, Louisville |
| 1987 | Indiana | 74-73 | Syracuse | *Providence | *UNLV | New Orleans, La. | Bob Knight, Indiana | Keith Smart, Indiana |
| 1988 | Kansas | 83-79 | Oklahoma | *Arizona | *Duke | Kansas City, Mo. | Larry Brown, Kansas | Danny Manning, Kansas |
| 1989 | Michigan | 80-79$ | Seton Hall | *Duke | *Illinois | Seattle, Wash. | Steve Fisher, Michigan | Glen Rice, Michigan |
| 1990 | UNLV | 103-73 | Duke | *Arkansas | *Georgia Tech | Denver, Colo. | Jerry Tarkanian, UNLV | Stacey Augmon, UNLV |

*Tied for third place. $Overtime. &Three Overtimes.
** Student-athletes representing Villanova (1971). Western Kentucky (1971) and UCLA (1980) were declared ineligible subsequent to the tournament. Under NCAA rules, the teams' and ineligible student-athletes' records were deleted; and the teams' places in the standings were vacated. 9Howard Porter, Villanova.

## DIVISION 1 MEN'S ALL-TIME WINS
### (YEARS IN DIVISION I ONLY)

| | School Name | First Year | Yrs. | Won | Lost | Tied | Pct. |
|---|---|---|---|---|---|---|---|
| **1.** | **Kentucky** | **1903** | **87** | **1,479** | **489** | **1** | **.752** |
| 1. | North Caro. | 1911 | 80 | 1,479 | 544 | 0 | .731 |
| 3. | Kansas | 1899 | 92 | 1,432 | 669 | 0 | .682 |
| 4. | St. John's (N.Y.). | 1908 | 83 | 1,421 | 604 | 0 | .702 |
| 5. | Oregon St. | 1902 | 89 | 1,373 | 844 | 0 | .619 |
| 6. | Duke | 1906 | 85 | 1,345 | 686 | 0 | .662 |
| 7. | Temple | 1895 | 94 | 1,332 | 725 | 0 | .648 |
| 8. | Notre Dame | 1898 | 85 | 1,323 | 648 | 1 | .671 |
| 9. | Pennsylvania | 1902 | 89 | 1,315 | 753 | 0 | .636 |
| 10. | Syracuse | 1901 | 89 | 1,292 | 619 | 0 | .676 |
| 11. | Washington | 1896 | 88 | 1,279 | 776 | 0 | .622 |
| 12. | Indiana | 1901 | 90 | 1,242 | 695 | 0 | .641 |
| 13. | Western Ky. | 1915 | 71 | 1,223 | 574 | 0 | .681 |
| 14. | UCLA | 1920 | 71 | 1,221 | 552 | 0 | .689 |
| 15. | Princeton | 1901 | 90 | 1,218 | 790 | 0 | .607 |
| 16. | Fordham | 1903 | 87 | 1,217 | 869 | 0 | .583 |
| 17. | North Caro. St. | 1913 | 78 | 1,214 | 652 | 0 | .651 |
| 18. | Bradley | 1903 | 86 | 1,210 | 719 | 0 | .627 |
| 19. | West Va. | 1904 | 81 | 1,208 | 724 | 0 | .625 |
| 20 | Purdue | 1897 | 91 | 1,204 | 683 | 0 | .638 |
| 21. | Illinois | 1906 | 85 | 1,192 | 652 | 0 | .646 |
| 22. | Washington St. | 1902 | 89 | 1,179 | 1,056 | 0 | .528 |
| 23. | Louisville | 1912 | 76 | 1,174 | 618 | 0 | .655 |
| 24. | Utah | 1909 | 82 | 1,170 | 675 | 0 | .634 |
| 25. | Texas | 1906 | 84 | 1,157 | 748 | 0 | .607 |

## DIVISION 1 MEN'S ALL-TIME WINNING PERCENTAGE
### (MIN. 25 YRS; YEARS IN DIVISION I ONLY)

| | School Name | First Year | Yrs. | Won | Lost | Tied | Pct. |
|---|---|---|---|---|---|---|---|
| **1.** | **Kentucky** | **1903** | **87** | **1,479** | **489** | **1** | **.752** |
| 2. | North Caro. | 1911 | 80 | 1,479 | 544 | 0 | .731 |
| 3. | St. John's (N.Y.). | 1908 | 83 | 1,421 | 604 | 0 | .702 |
| 4. | UCLA | 1920 | 71 | 1,221 | 552 | 0 | .689 |
| 5. | Kansas | 1899 | 92 | 1,432 | 669 | 0 | .682 |
| 6. | Western Ky. | 1915 | 71 | 1,223 | 574 | 0 | .681 |
| 7. | Syracuse | 1901 | 89 | 1,292 | 619 | 0 | .676 |
| 8. | DePaul | 1924 | 67 | 1,078 | 524 | 0 | .673 |
| 9 | Notre Dame | 1898 | 85 | 1,323 | 648 | 1 | .671 |
| 10 | Duke | 1906 | 85 | 1,345 | 686 | 0 | .662 |
| 11. | Louisville | 1912 | 76 | 1,174 | 618 | 0 | .655 |
| | Weber St. | 1963 | 28 | 516 | 272 | 0 | .655 |
| 13 | La Salle | 1931 | 60 | 990 | 524 | 0 | .654 |
| 14 | North Caro. St. | 1913 | 78 | 1,214 | 652 | 0 | .651 |
| 15. | Temple | 1895 | 94 | 1,332 | 725 | 0 | .648 |
| 16. | Illinois | 1906 | 85 | 1,192 | 652 | 0 | .646 |
| 17. | Houston | 1946 | 45 | 803 | 441 | 0 | .645 |
| 18. | Villanova | 1921 | 70 | 1,122 | 619 | 0 | .644 |
| 19. | Indiana | 1901 | 90 | 1,242 | 695 | 0 | .641 |
| 20. | Purdue | 1897 | 92 | 1,204 | 683 | 0 | .638 |
| 20. | Arkansas | 1924 | 67 | 1,059 | 602 | 0 | .638 |
| 22. | Pennsylvania | 1902 | 89 | 1,315 | 753 | 0 | .636 |
| 23. | Utah | 1909 | 82 | 1,170 | 675 | 0 | .634 |
| 24. | Duquesne | 1914 | 74 | 1,049 | 611 | 0 | .632 |
| 25. | UTEP | 1947 | 44 | 737 | 434 | 0 | .629 |

# YEAR -BY- YEAR IN THE NCAA TOURNAMENT

| | | UK | OPP |
|---|---|---|---|
| | **1942 - NCAA FINAL FOUR** | | |
| | New Orleans, La. | | |
| Mar. 20 | Illinois | 46 | 44 |
| **Mar. 21** | **Dartmouth** | **28** | **47** |
| | **1945** | | |
| | New York, N.Y. | | |
| **Mar. 20** | **Ohio State** | **37** | **45** |
| Mar. 21 | Tufts (Cons.) | 66 | 56 |
| | **1948 - NCAA CHAMPIONS** | | |
| | New York, N.Y. | | |
| Mar. 18 | Columbia | 76 | 53 |
| Mar. 20 | Holy Cross | 60 | 52 |
| Mar. 23 | Baylor | 58 | 42 |
| | **1949 - NCAA CHAMPIONS** | | |
| | Eastern Regional, New York, N.Y. | | |
| Mar. 21 | Villanova | 85 | 72 |
| Mar. 22 | Illinois | 76 | 47 |
| | Finals, Seattle, Wash. | | |
| Mar. 26 | Oklahoma A&M | 46 | 36 |
| | **1951 - NCAA CHAMPIONS** | | |
| | First Round, Raleigh, N.C. | | |
| Mar. 20 | Louisville | 79 | 68 |
| | Eastern Regional, New York, N.Y. | | |
| Mar. 22 | St. John's | 59 | 43 |
| | Illinois | 76 | 74 |
| | Final, Minneapolis, Minn. | | |
| Mar. 27 | Kansas ST. | 68 | 58 |
| | **1952** | | |
| | Eastern Regional, Raleigh, N.C. | | |
| Mar. 21 | Penn State | 82 | 54 |
| **Mar. 22** | **St. John's** | **57** | **64** |
| | **1954** | | |
| | UK declined a tournament bid. | | |
| | **1955** | | |
| | Eastern Regional, Evanston, Ill. | | |
| **Mar. 11** | **Marquette** | **71** | **79** |
| Mar. 12 | Penn St. (Cons.) | 84 | 59 |
| | **1956** | | |
| | Eastern Regional, Iowa City, Iowa | | |
| Mar. 16 | Wayne Univ. | 84 | 64 |
| **Mar. 17** | **Iowa** | **77** | **89** |

| | | UK | OPP |
|---|---|---|---|
| | **1957** | | |
| | Midwest Regional, Lexington | | |
| Mar. 15 | Pittsburgh | 98 | 92 |
| **Mar. 16** | **Michigan St.** | **68** | **80** |
| | **1958 - NCAA CHAMPIONS** | | |
| | Mideast Regional, Lexington | | |
| Mar. 14 | Miami (Ohio) | 97 | 70 |
| Mar. 15 | Notre Dame | 89 | 56 |
| | Finals, Louisville | | |
| Mar. 21 | Temple | 61 | 60 |
| Mar. 22 | Seattle | 84 | 72 |
| | **1959** | | |
| | Mideast Regional, Evanston, Ill. | | |
| **Mar. 13** | **Louisville** | **61** | **76** |
| Mar. 14 | Marquette (Cons.) | 98 | 69 |
| | **1961** | | |
| | Mideast Regional, Louisville | | |
| Mar. 17 | Morehead | 71 | 64 |
| **Mar. 18** | **Ohio State** | **74** | **87** |
| | **1962** | | |
| | Mideast Regional, Iowa City, Iowa | | |
| Mar. 16 | Butler | 81 | 60 |
| **Mar. 17** | **Ohio State** | **64** | **74** |
| | **1964** | | |
| | Mideast Regional, Minneapolis, Minn. | | |
| **Mar. 13** | **Ohio University** | **69** | **85** |
| Mar. 14 | Loyola (Chicago) (Cons.) | 91 | 100 |
| | **1966 - NCAA RUNNER-UP** | | |
| | Mideast Regional, Iowa City, Iowa | | |
| Mar. 11 | Dayton | 86 | 79 |
| Mar. 12 | Michigan | 84 | 77 |
| | Finals, College Park, Md. | | |
| Mar. 18 | Duke | 83 | 79 |
| **Mar. 19** | **Texas Western** | **65** | **72** |
| | **1968** | | |
| | Mideast Regional, Lexington | | |
| Mar. 15 | Marquette | 107 | 89 |
| **Mar. 16** | **Ohio State** | **81** | **82** |
| | **1969** | | |
| | Mideast Regional, Madison, Wis. | | |
| **Mar. 13** | **Marquette** | **74** | **81** |
| Mar. 15 | Miami (Cons.) | 72 | 71 |

# YEAR -BY- YEAR IN THE NCAA TOURNAMENT

| | | UK | OPP |
|---|---|---|---|
| | **1970** | | |
| | Mideast Regional, Columbus, Ohio | | |
| Mar. 12 | Norte Dame | 109 | 99 |
| **Mar. 14** | **Jacksonville** | **100** | **106** |
| | **1971** | | |
| | Mideast Regional, Athens, Ga. | | |
| **Mar. 18** | **Western Kentucky** | **83** | **107** |
| **Mar. 20** | **Marquette (Cons.)** | **74** | **91** |
| | **1972** | | |
| | Mideast Regional, Dayton, Ohio | | |
| Mar. 16 | Marquette | 85 | 69 |
| **Mar. 18** | **Florida State** | **54** | **73** |
| | **1973** | | |
| | Mideast Regional, Nashville, Tenn. | | |
| Mar. 15 | Austin Peay | 106 | 100 |
| **Mar. 17** | **Indiana** | **65** | **72** |
| | **1975 - NCAA RUNNER-UP** | | |
| | Mideast Regional First Round, Tuscaloosa, Ala. | | |
| Mar. 15 | Marquette | 76 | 54 |
| | Mideast Regional, Dayton, Ohio | | |
| Mar. 20 | Central Michigan | 90 | 73 |
| Mar. 22 | Indiana | 92 | 90 |
| | Finals, San Diego, Calif. | | |
| Mar. 29 | Syracuse | 95 | 79 |
| **Mar. 31** | **UCLA** | **85** | **92** |
| | **1977** | | |
| | East Regional First Round, Philadelphia, Pa. | | |
| Mar. 12 | Princeton | 72 | 58 |
| | East Regional, College Park, Md. | | |
| Mar. 17 | VMI | 93 | 78 |
| **Mar. 19** | **North Carolina** | **72** | **79** |
| | **1978 - NCAA CHAMPIONS** | | |
| | Mideast Regional First Round, Knoxville, Tenn. | | |
| Mar. 11 | Florida State | 85 | 76 |
| | Mideast Regional, Dayton, Ohio | | |
| Mar. 16 | Miami (Ohio) | 91 | 69 |
| Mar. 18 | Michigan State | 52 | 49 |
| | Finals, St. Louis, Mo. | | |
| Mar. 25 | Arkansas | 64 | 59 |
| Mar. 27 | Duke | 94 | 88 |
| | **1980** | | |
| | Mideast Regional First Round, Bowling Green | | |
| Mar. 8 | Florida State | 97 | 78 |
| | Mideast Regional, Lexington | | |
| **Mar. 13** | **Duke** | **54** | **55** |

| | | UK | OPP |
|---|---|---|---|
| | **1981** | | |
| | Mideast Regional First Round, Tuscaloosa, Ala. | | |
| **Mar. 15** | **Ala.-Birmingham** | **62** | **69** |
| | **1982** | | |
| | Mideast Regional First Round, Nashville, Tenn. | | |
| **Mar. 4** | **Middle Tenn.** | **44** | **50** |
| | **1983** | | |
| | Mideast Regional First Round, Tampa, Fla. | | |
| Mar. 19 | Ohio University | 57 | 40 |
| | Mideast Regional, Knoxville, Tenn. | | |
| Mar. 24 | Indiana | 64 | 59 |
| **Mar. 26** | **Louisville** | **68** | **80** |
| | **1984 - NCAA FINAL FOUR** | | |
| | Mideast Regional First Round, Birmingham, Ala. | | |
| Mar. 17 | Brigham Young | 93 | 68 |
| | Mideast Regional, Lexington | | |
| Mar. 22 | Louisville | 72 | 67 |
| Mar. 24 | Illinois | 54 | 51 |
| | Final Four, Seattle, Wash. | | |
| **Mar. 31** | **Georgetown** | **40** | **53** |
| | **1985** | | |
| | West Regional First/Second Round, Salt Lake City, Utah | | |
| Mar. 14 | Washington | 66 | 58 |
| Mar. 16 | UNLV | 64 | 61 |
| | West Regional, Denver, Colo. | | |
| **Mar. 22** | **St. John's** | **70** | **86** |
| | **1986** | | |
| | Southeast Regional First/Second Round, Charlotte, N.C. | | |
| Mar. 14 | Davidson | 75 | 55 |
| Mar. 16 | Western Kentucky | 71 | 64 |
| | Southeast Regional, Atlanta, Ga. | | |
| Mar. 20 | Alabama | 68 | 63 |
| **Mar. 22** | **LSU** | **57** | **59** |
| | **1987** | | |
| | Southeast Regional First Round, Atlanta, Ga. | | |
| **Mar. 13** | **Ohio State** | **77** | **91** |

**1988**

As part of sanctions imposed by the NCAA, UK had to erase from its records three games played in the NCAA Tournament — a 99-84 win over Southern, a 90-81 win over Maryland, and a 80-74 loss to Villanova.

# KENTUCKY IN THE SOUTHEASTERN CONFERENCE

| Year | Champion | SEC | Overall | Tourney Champ | Site | Championship Game Result |
|---|---|---|---|---|---|---|
| **1933** | **Kentucky** | **8-0** | **20-3** | **Kentucky** | **Atlanta** | **Kentucky 46, Miss. State 27** |
| 1934 | Alabama | 13-2 | 16-2 | Alabama | Atlanta | Alabama 41, Florida 25 |
| 1935 | LSU | 12-0 | 14-1 | No Tournament | | |
| | **Kentucky** | **11-0** | **19-2** | | | |
| 1936 | Tennessee | 8-4 | 15-6 | Tennessee | Knoxville | Tennessee 29, Alabama 25 |
| **1937** | **Kentucky** | **5-3** | **17-5** | **Kentucky** | **•Knoxville** | **Kentucky 39, Tennessee 25** |
| 1938 | Georgia Tech | 9-2 | 18-2 | Georgia Tech | Baton Rouge | Georgia Tech 58, Ole Miss 47 |
| **1939** | **Kentucky** | **5-2** | **16-4** | **Kentucky** | **Knoxville** | **Kentucky 46, Tennessee 38** |
| **1940** | **Kentucky** | **4-4** | **15-6** | **Kentucky** | **Knoxville** | **Kentucky 51, Georgia 43** |
| 1941 | Tennessee | 8-3 | 17-5 | Tennessee | Louisville | Tennessee 36, Kentucky 33 |
| **1942** | **Kentucky** | **6-2** | **19-6** | **Kentucky** | **Louisville** | **Kentucky 36, Alabama 34** |
| 1943 | Tennessee | 6-3 | 14-4 | Tennessee | Louisville | Tennessee 33, Kentucky 30 |
| **1944** | **Kentucky** | **0-0** | **19-2** | **Kentucky** | **••Louisville** | **Kentucky 62, Tulane 46** |
| **1945** | **Kentucky** | **4-1** | **22-4** | **Kentucky** | **Louisville** | **Kentucky 39, Tennessee 35** |
| **1946** | **Kentucky** | **6-0** | **28-2** | **Kentucky** | **Louisville** | **Kentucky 59, LSU 36** |
| **1947** | **Kentucky** | **11-0** | **34-3** | **Kentucky** | **Louisville** | **Kentucky 55, Tulane 38** |
| **1948** | **Kentucky** | **9-0** | **36-3** | **Kentucky** | **Louisville** | **Kentucky 54, Georgia Tech 43** |
| **1949** | **Kentucky** | **13-0** | **32-2** | **Kentucky** | **Louisville** | **Kentucky 68, Tulane 52** |
| **1950** | **Kentucky** | **11-2** | **25-5** | **Kentucky** | **Louisville** | **Kentucky 95, Tennessee 58** |
| **1951** | **Kentucky** | **14-0** | **32-2** | **Vanderbilt** | **Louisville** | **Vanderbilt 61, Kentucky 57** |
| **1952** | **Kentucky** | **14-0** | **29-3** | **Kentucky** | **Louisville** | **Kentucky 44, LSU 43** |
| 1953 | LSU | 13-0 | 25-2 | No Tournament | | |
| **1954** | **Kentucky** | **14-0** | **25-0** | **No Tournament** | | |
| | LSU | 14-0 | 21-5 | | | |
| **1955** | **Kentucky** | **12-2** | **23-3** | **No Tournament** | | |
| 1956 | Alabama | 14-0 | 21-3 | No Tournament | | |
| **1957** | **Kentucky** | **12-2** | **23-5** | **No Tournament** | | |
| **1958** | **Kentucky** | **12-2** | **23-6** | **No Tournament** | | |
| 1959 | Miss. State | 13-1 | 24-1 | No Tournament | | |
| 1960 | Auburn | 12-2 | 19-3 | No Tournament | | |
| 1961 | Miss. State | 11-3 | 19-6 | No Tournament | | |
| 1962 | Miss. State | 13-1 | 24-1 | No Tournament | | |
| | **Kentucky** | **13-1** | **23-3** | | | |
| 1963 | Miss State | 13-1 | 23-3 | No Tournament | | |
| **1964** | **Kentucky** | **11-3** | **21-6** | **No Tournament** | | |
| 1965 | Vanderbilt | 15-1 | 24-4 | No Tournament | | |
| **1966** | **Kentucky** | **15-1** | **32-2** | **No Tournament** | | |
| 1967 | Tennessee | 15-3 | 21-7 | No Tournament | | |
| **1968** | **Kentucky** | **15-3** | **22-5** | **No Tournament** | | |
| **1969** | **Kentucky** | **16-2** | **23-5** | **No Tournament** | | |
| **1970** | **Kentucky** | **17-1** | **26-2** | **No Tournament** | | |
| **1971** | **Kentucky** | **16-2** | **22-4** | **No Tournament** | | |
| **1972** | **Kentucky** | **14-4** | **21-7** | **No Tournament** | | |
| | Tennessee | 14-4 | 19-6 | | | |
| 1973 | Kentucky | 14-4 | 20-8 | No Tournament | | |
| 1974 | Vanderbilt | 15-3 | 23-3 | No Tournament | | |
| | Alabama | 15-3 | 22-4 | | | |
| **1975** | **Kentucky** | **15-3** | **26-5** | **No Tournament** | | |
| | Alabama | 15-3 | 22-5 | | | |
| 1976 | Alabama | 15-3 | 23-5 | No Tournament | | |
| **1977** | **Kentucky** | **16-2** | **26-4** | **No Tournament** | | |
| | Tennessee | 16-2 | 22-6 | | | |
| **1978** | **Kentucky** | **16-2** | **30-2** | **No Tournament** | | |
| 1979 | LSU | 14-4 | 23-6 | Tennessee | Birmingham | Tennessee 75, Kentucky 69 (OT) |
| **1980** | **Kentucky** | **15-3** | **29-6** | **LSU** | **Birmingham** | **LSU 80, Kentucky 78** |
| 1981 | LSU | 17-1 | 31-5 | Ole Miss | Birmingham | Ole Miss 66, Georgia 62 |
| **1982** | **Kentucky** | **13-5** | **22-8** | **Alabama** | **Lexington** | **Alabama 48, Kentucky 46** |
| | Tennessee | 13-5 | 20-10 | | | |
| **1983** | **Kentucky** | **13-5** | **23-8** | **Georgia** | **Birmingham** | **Georgia 86, Alabama 71** |
| **1984** | **Kentucky** | **14-4** | **29-5** | **Kentucky** | **Nashville** | **Kentucky 51, Auburn 49** |
| 1985 | LSU | 13-5 | 19-10 | Auburn | Birmingham | Auburn 53, Alabama 49 (OT) |
| **1986** | **Kentucky** | **17-1** | **32-4** | **Kentucky** | **Lexington** | **Kentucky 83, Alabama 72** |
| 1987 | Alabama | 16-2 | 28-5 | Alabama | Atlanta | Alabama 69, LSU 62 |
| 1988 | Vacated | | | Vacated | Baton Rouge | Kentucky 62, Georgia 57 |
| 1989 | Florida | 13-5 | 21-13 | Alabama | Knoxville | Alabama 72, Florida 60 |
| 1990 | Georgia | 13-5 | 20-9 | Alabama | Orlando | Alabama 70, Ole Miss 51 |

NOTES: From 1933-1950 the SEC champion was determined by a tournament, except for 1935.
Since 1951, when the round-robin schedule was introduced, the title has been decided by a winning percentage on the conference schedule.
From 1951-1964 the round-robin schedule was 14 games. From 1965-1966 the round-robin schedule was 16 games. From 1967-1990 the round-robin schedule was 18 games.
In 1979 the SEC Tournament was renewed with the winner receiving an automatic bid to the NCAA.

- Only eight teams invited to participate
- ••Only six teams participated due to World War II

## SEC CHAMPIONSHIPS

| | |
|---|---|
| **Kentucky** | **36** |
| Tennesee | 7 |
| Alabama | 6 |
| LSU | 6 |
| Miss. State | 5 |
| Vanderbilt | 2 |
| Auburn | 1 |
| Florida | 1 |
| Georgia | 1 |
| *Georgia Tech | 1 |

*Georgia Tech withdrew from the SEC on June 1, 1964

## SEC ALL-TIME STANDINGS (Conference Games Only, 1933-90)

| Team | Yrs. | Won | Lost | Pct. | 1990 Record |
|---|---|---|---|---|---|
| **Kentucky** | **57** | **627** | **171** | **.786** | **10-8** |
| Tennessee | 57 | 497 | 339 | .594 | 10-8 |
| Alabama | 57 | 543 | 384 | .586 | 12-6 |
| Vanderbilt | 58 | 463 | 399 | .537 | 7-11 |
| LSU | 58 | 466 | 414 | .530 | 12-6 |
| Auburn | 57 | 423 | 449 | .485 | 8-10 |
| Florida | 57 | 347 | 466 | .427 | 3-15 |
| Mississippi State | 57 | 363 | 531 | .406 | 7-11 |
| Georgia | 58 | 336 | 522 | .392 | 13-5 |
| Ole Miss | 57 | 309 | 564 | .354 | 8-10 |
| Former Members | | | | | |
| Georgia Tech | 32 | 201 | 207 | .493 | |
| Tulane | 34 | 195 | 252 | .436 | |
| Sewanee | 8 | 3 | 76 | .038 | |
| **TOTAL** | **58** | **4773** | **4774** | **.500•** | **90-90** |

• Won-Lost totals do not balance due to appointed conference games during the 1953 and 1954 seasons.

NOTE: Sewanee withdrew after the 1940 season, Georgia Tech after the 1964 season and Tulane after the 1966 campaign. During World War II, Alabama, Auburn, Florida. Ole Miss, Mississippi State and Tennessee suspended Intercollegiate basketball for the 1944 season. Kentucky did not compete during the 1953 season due to NCAA suspension.

## SEC TOURNAMENT TITLES

| | |
|---|---|
| **Kentucky** | **15** |
| Alabama | 5 |
| Tennessee | 4 |
| Auburn | 1 |
| Georgia | 1 |
| *Georgia Tech | 1 |
| LSU | 1 |
| Ole Miss | 1 |
| Vanderbilt | 1 |

*Georgia Tech withdrew from the SEC on June 1, 1964

# KENTUCKY IN THE SEC TOURNAMENT

The Wildcats have enjoyed unparalleled success in the league's postseason tournament. In the 31 years the event has been held, Kentucky has captured 15 titles and has won 83.9 percent of its games in the tourney. Next in line among the schools in tournament titles is Alabama with five.

31-YEAR COMPOSITE SEC TOURNAMENT STANDINGS

| | Titles | Won | Lost | Pct |
|---|---|---|---|---|
| KENTUCKY | 15 | 73 | 14 | .839 |
| Alabama | 5 | 38 | 25 | .603 |
| Tennessee | 4 | 43 | 26 | .623 |
| LSU | 1 | 29 | 30 | .492 |
| Georgia | 1 | 22 | 30 | .423 |
| Vanderbilt | 1 | 19 | 28 | .404 |
| Auburn | 1 | 16 | 28 | .364 |
| Ole Miss | 1 | 14 | 27 | .341 |
| Florida | 0 | 10 | 25 | .286 |
| Miss. State | 0 | 7 | 30 | .189 |

In the 12 years the tournament has been held recently, seven different schools have captured the title. Only Florida, Mississippi State and Vanderbilt have failed to win the event since 1979. Kentucky is one of only two teams that have won two titles since the renewal of the event, having won it in 1984 and 1986. Alabama has three titles.

Through the years, Kentucky players have been selected to the first team All-Tournament team 50 times. Since the renewal of the event, nine Wildcats have been tabbed with the honor:

1979-Kyle Macy (MVP) and Truman Claytor
1980-Sam Bowie and Kyle Macy
1982-Dirk Minniefield (MVP)
1984-Melvin Turpin
1986-Roger Harden
1988-Rex Chapman (MVP) and Winston Bennett

Kentucky won the 1988 SEC Tournament title but was forced to vacate the championship by vote of the league presidents because of NCAA rules violations.

## *SOUTHEASTERN CONFERENCE (SEC) TOURNAMENT*

**(30 Appearances 15 Championships)***

| | |
|---|---|
| 1990 Won 0, Lost 0 | Ineligible due to NCAA probation. |
| 1989 Won 0, Lost 1 | Eliminated in quarterfinals by Vanderbilt. |
| 1988 Won 3, Lost 0 | Defeated Georgia for championship title vacated. |
| 1987 Won 0, Lost 1 | Eliminated in quarterfinals by Auburn. |
| 1986 Won 3, Lost 0 | Defeated Alabama for championship. |
| 1985 Won 0, Lost 1 | Eliminated in quarterfinals by Florida. |
| 1984 Won 3, Lost 0 | Defeated Auburn for championship. |
| 1983 Won 0, Lost 1 | Eliminated in quarterfinals by Alabama. |
| 1982 Won 2, Lost 1 | Eliminated in finals by Alabama. |
| 1981 Won 0, Lost 1 | Eliminated in quarterfinals by Vanderbilt. |
| 1980 Won 2, Lost 1 | Eliminated in finals by Louisiana State. |
| •1979 Won 3, Lost 1 | Eliminated in finals by Tennessee. |
| 1952 Won 4, Lost 0 | Deteated Louisiana State for championship. |
| 1951 Won 3, Lost 1 | Eliminated in finals by Vanderbilt. |
| 1950 Won 3, Lost 0 | Defeated Tennessee for championship. |
| 1949 Won 4, Lost 0 | Defeated Tulane for championship. |
| 1948 Won 4, Lost 0 | Defeated Georgia Tech for championship. |
| 1947 Won 4, Lost 0 | Defeated Tulane for championship. |
| 1946 Won 4, Lost 0 | Defeated Louisiana State for championship. |
| 1945 Won 4, Lost 0 | Defeated Tennessee for championship. |
| 1944 Won 3, Lost 0 | Defeated Tulane for championship. |
| 1943 Won 3, Lost 1 | Eliminated in finals by Tennessee. |
| 1942 Won 4, Lost 0 | Defeated Alabama for championship. |
| 1941 Won 3, Lost 1 | Eliminated in finals by Tennessee. |
| 1940 Won 3, Lost 0 | Defeated Georgia for championship. |
| 1939 Won 3, Lost 0 | Defeated by Tennessee for championship. |
| 1938 Won 0, Lost 1 | Eliminated in first game by Tulane. |
| 1937 Won 3, Lost 0 | Defeated Tennessee for championship. |
| 1936 Won 1, Lost 1 | Eliminated in second game by Tennessee. |
| 1935 | No tournament held. |
| 1934 Won 0, Lost 1 | Eliminated in first game by Florida. |
| 1933 Won 4, Lost 0 | Defeated Mississippi State for championship. |

• Tournament resumed in 1979 for first time since 1952.

## *ALL-SEC TOURNAMENT*

**(43 Players Chosen 72 times)**
**• Denotes MVP**

John DeMoisey (F) ..... 1933, 1934
Aggie Sale (C) ..... 1933
Bill Davis (G) ..... 1933•, 1934
Ralph Carlisle (F) ..... 1936, 1937
Whitey Anderson (G) ..... 1936•
Warfield Dononue (G) ..... 1937
Rice Walker (C) ..... 1937•
Walter Hodge (G) ..... 1937•
Bernie Opper (G) ..... 1938, 1939
Joe Hagan (F) ..... 1938•
Keith Farnsley (F) ..... 1939, 1940•, 1941•
Layton Rouse (G) ..... 1940
Marvin Akers (F) ..... 1941, 1942•
Lee Huber (G) ..... 1941
James King (C) ..... 1941•, 1942
Ermal Allen (F) ..... 1942
Melvin Brewer (C) ..... 1943
Marvin Akers (G) ..... 1943
Milton Ticco (F) ..... 1943•
Bob Brannum (C) ..... 1944
Jack Tingle (G) ..... 1944, 1945, 1946, 1947
Jack Parkinson (G) ..... 1944, 1945, 1946
Wilbur Schu (F) ..... 1944•, 1946 •
Ken Campbell (C) ..... 1945
Wallace Jones (F) ..... 1946, 1947, 1948, 1949
Ralph Beard (C) ..... 1946, 1947, 1948, 1949
Joe Holland (F) ..... 1947
Kenny Rollins (G) ..... 1947, 1948
Alex Groza (C) ..... 1947 , 1948•, 1949
Cliff Barker (F) ..... 1948 •, 1949
Jim Line (F) ..... 1950
Bill Spivey (C) ..... 1950, 1951
Walter Hirsch (F) ..... 1951
Frank Ramsey (G) ..... 1951, 1952
Cliff Hagan (F) ..... 1951, 1952
Robert Watson (F) ..... 1952
Truman Claytor (G) ..... 1979
Kyle Macy (G) ..... 1979•, 1980
Sam Bowie (C) ..... 1980
Dirk Minniefield ..... 1982•
Melvin Turpin ..... 1984
Roger Harden ..... 1986
Rex Chapman ..... 1988•
Winston Bennett ..... 1988

# ALL-TIME WIRE RANKINGS

## (Regular Season Only)
### (Player of Year Indicated*)

## ASSOCIATED PRESS

### 1949

**1. Kentucky**
2. Oklahoma State
3. St. Louis
4. Illinois
5. Western Kentucky
6. Minnesota
7. Bradley
8. San Francisco
9. Tulane
10. Bowling Green

**All-America**
Tony Lavelli (Yale)
Vince Boryla (Denver)
**Alex Groza (Kentucky)**
Ed Macauley (St. Louis)
**Ralph Beard (Kentucky)**

### 1950

1. Bradley
2. Ohio State
**3. Kentucky**
4. Holy Cross
5. North Carolina State
6. Duquesne
7. UCLA
8. Western Kentucky
9. St. John's
10. LaSalle

**All-America**
Paul Unruh (Bradley)
Bob Cousy (Holy Cross)
Dick Schnittker (Ohio State)
Paul Arizin (Villanova)
Kevin O'Shea (Notre Dame)

### 1951

**1. Kentucky**
2. Oklahoma State
3. Columbia
4. Kansas State
5. Illinois
6. Bradley
7. Indiana
8. North Carolina State
9. St. John's
10. St. Louis

**All-America**
Bill Mlkvy (Temple)
Sam Ranzino (North Carolina State)
**Bill Spivey (Kentucky)**
Gene Melchiorre (Bradley)
Clyde Lovellette (Kansas)

### 1952

**1. Kentucky**
2. Illinois
3. Kansas State
4. Duquesne
5. St. Louis
6. Washington
7. Iowa
8. Kansas
9. West Virginia
10. St. John's

**All-America**
Chuck Darling (Iowa)
Mark Workman (West Virginia)
Clyde Lovellette (Kansas)
Dick Groat (Duke)
**Cliff Hagan (Kentucky)**

### 1953

1. Indiana
2. Seton Hall
3. Kansas
4. Washington
5. LSU
6. LaSalle
7. St. John's
8. Oklahoma State
9. Duquesne
10. Notre Dame

**All-America**
Walter Dukes (Seton Hall)
John O'Brien (Seattle)
Bob Houbregs (Washington)
Tom Gola (LaSalle)
Ernie Beck (Penn)

### 1954

**1. Kentucky**
2. LaSalle
3. Holy Cross
4. Indiana
5. Duquesne
6. Notre Dame
7. Bradley
8. Western Kentucky
9. Penn State
10. Oklahoma State

**All-America**
Frank Selvy (Furman)
John Schlundt (Indiana)
Tom Gola (LaSalle)
**Cliff Hagan (Kentucky)**
Bob Pettit (LSU)

### 1955

1. San Francisco
**2. Kentucky**
3. LaSalle
4. North Carolina State
5. Iowa
6. Duquesne
7. Utah
8. Marquette
9. Dayton
10. Oregon State

**All-America**
Tom Gola (LaSalle)
Robin Freeman (Ohio State)
Bill Russell (San Francisco)
Dick Ricketts (Duquesne)
Darrell Floyd (Furman)

### 1956

1. San Francisco
2. North Carolina State
3. Dayton
4. Iowa
5. Alabama
6. Louisville
7. SMU
8. UCLA
**9. Kentucky**
10. Illinois

**All-America**
Bill Russell (San Francisco)
Robin Freeman (Ohio State)
Si Green (Duquesne)
Darrell Floyd (Furman)
Tom Heinsohn (Holy Cross)

### 1957

1. North Carolina
2. Kansas
**3. Kentucky**
4. SMU
5. Seattle
6. Louisville
7. West Virginia
8. Vanderbilt
9. Oklahoma City
10. St. Louis

**All-America**
Wilt Chamberlain (Kansas)
Lenny Rosenbluth (North Carolina)
Rod Hundley (West Virginia)
Gary Thompson (Iowa State)
Chet Forte (Columbia)

### 1958

1. West Virginia
2. Cincinnati
3. Kansas State
4. San Francisco
5. Temple
6. Maryland
7. Kansas
8. Notre Dame
**9. Kentucky**
10. Duke

**All-America**
Wilt Chamberlain (Kansas)
Oscar Robertson (Cincinnati)
Elgin Baylor (Seattle)
Guy Rodgers (Temple)
Don Hennon (Pitt)

### 1959

1. Kansas State
**2. Kentucky**
3. Mississippi State
4. Bradley
5. Cincinnati
6. North Carolina State
7. Michigan State
8. Auburn
9. North Carolina
10. West Virginia

**All-America**
Oscar Robertson (Cincinnati)
Jerry West (West Virginia)
Bob Boozer (Kansas State)
Bailey Howell (Mississippi State)
**Johnny Cox (Kentucky)**

### 1960

1. Cincinnati
2. California
3. Ohio State
4. Bradley
5. West Virginia
6. Utah
7. Indiana
8. Utah State
9. St. Bonaventure
10. Miami-Florida

**All-America**
Jerry West (West Virginia)
Oscar Robertson (Cincinnati)
Jerry Lucas (Ohio State)
Darryl Imhoff (California)
Tony Jackson (St. John's)

### 1961

1. Ohio State
2. Cincinnati
3. St. Bonaventure
4. Kansas State
5. North Carolina
6. Bradley
7. Southern Cal
8. Iowa
9. West Virginia
10. Duke

**All-America**
Jerry Lucas (Ohio State)*
Tom Stith (St. Bonaventure)
Terry Dischinger (Purdue)
Roger Kaiser (Georgia Tech)
Chet Walker (Bradley)

### 1962

1. Ohio State
2. Cincinnati
**3. Kentucky**
4. Mississippi State
5. Bradley
6. Kansas State
7. Utah
8. Bowling Green
9. Colorado
10. Duke

**All-America**
Jerry Lucas (Ohio State)*
Terry Dischinger (Purdue)
Bill McGill (Utah)
Chet Walker (Bradley)
Len Chappell (Wake Forest)

### 1963

1. Cincinnati
2. Duke
3. Loyola-Chicago
4. Arizona State
5. Wichita State
6. Mississippi State
7. Ohio State
8. Illinois
9. NYU
10. Colorado

**All-America**
Art Heyman (Duke)*
Ron Bonham (Cincinnati)
Jerry Harkness (Loyola-Chicago)
Gary Bradds (Ohio State)
Barry Kramer (NYU)

### 1964

1. UCLA
2. Michigan
3. Duke
**4. Kentucky**
5. Wichita State
6. Oregon State
7. Villanova
8. Loyola-Chicago
9. DePaul
10. Davidson

**All-America**
Gary Bradds (Ohio State)*
**Cotton Nash (Kentucky)**
Walt Hazzard (UCLA)
Bill Bradley (Princeton)
Dave Stallworth (Wichita State)

### 1965

1. Michigan
2. UCLA
3. St. Joseph's
4. Providence
5. Vanderbilt
6. Davidson
7. Minnesota
8. Villanova
9. BYU
10. Duke

**All-America**
Bill Bradley (Princeton)*
Cazzie Russell (Michigan)
Rick Barry (Miami-Florida)
Gail Goodrich (UCLA)
Fred Hetzel (Davidson)
Wayne Estes (Utah St.-post-humously)

### 1966

**1. Kentucky**
2. Duke
3. Texas-El-Paso
4. Kansas
5. St. Joseph's
6. Loyola-Chicago
7. Cincinnati
8. Vanderbilt
9. Michigan
10. Western Kentucky

**All-America**
Cazzie Russell (Michigan)*
Clyde Lee (Vanderbilt)
Dave Schellhase (Purdue)
**Louie Dampier (Kentucky)**
Dave Bing (Syracuse)

### 1967

1. UCLA
2. Louisville
3. Kansas
4. North Carolina
5. Princeton
6. Western Kentucky
7. Houston
8. Tennessee
9. Boston College
10. Texas-El-Paso

**All-America**
Lew Alcindor (UCLA)*
Jimmy Walker (Providence)
Wes Unseld (Louisville)
Elvin Hayes (Houston)
Clem Haskins (Western Kentucky)
**Coach of the Year:** John Wooden (UCLA)

### 1968

1. Houston
2. UCLA
3. St. Bonaventure
4. North Carolina
**5. Kentucky**
6. New Mexico
7. Columbia
8. Davidson
9. Louisville
10. Duke

**All-America**
Elvin Hayes (Houston)*
Wes Unseld (Louisville)
Lew Alcindor (UCLA)
Pete Maravich (LSU)
Calvin Murphy (Niagara)
**Coach of the Year:** Guy V. Lewis (Houston)

### 1969

1. UCLA
2. LaSalle
3. Santa Clara
4. North Carolina
5. Davidson
6. Purdue
**7. Kentucky**
8. St. John's
9. Duquesne
10. Villanova

**All-America**
Lew Alcindor (UCLA)*
Pete Maravich (LSU)
Spencer Haywood (Detroit)
Rick Mount (Purdue)
Calvin Murphy (Niagara)
**Coach of the Year:** John Wooden (UCLA)

### 1970

**1. Kentucky**
2. UCLA
3. St. Bonaventure

# ALL-TIME WIRE RANKINGS

4. Jacksonville
5. New Mexico State
6. South Carolina
7. Iowa
8. Marquette
9. Notre Dame
10. North Carolina State

**All-America**
Pete Maravich (LSU)*
**Dan Issel (Kentucky)**
Bob Lanier (St. Bonaventure)
Rick Mount (Purdue)
Calvin Murphy (Niagara)
**Coach of the Year:** John Wooden (UCLA)

## 1971

1. UCLA
2. Marquette
3. Penn
4. Kansas
5. Southern Cal
6. South Carolina
7. Western Kentucky
8. **Kentucky**
9. Fordham
10. Ohio State

**All-America**
Austin Carr (Notre Dame)*
Sidney Wicks (UCLA)
Artis Gilmore (Jacksonville)
Jim McDaniels (Western Kentucky)
Dean Meminger (Marquette)
**Coach of the Year:** Al McGuire (Marquette)

## 1972

1. UCLA
2. North Carolina
3. Penn
4. Louisville
5. Long Beach State
6. South Carolina
7. Marquette
8. SW Louisiana
9. BYU
10. Florida State

**All-America**
Bill Walton (UCLA)*
Dwight Lamar (SW Louisiana)
Ed Ratleff (Long Beach State)
Jim Chones (Marquette)
Tom Riker (South Carolina)
**Coach of the Year:** John Wooden (UCLA)

## 1973

1. UCLA
2. North Carolina State
3. Long Beach State
4. Providence
5. Marquette
6. Indiana
7. SW Louisiana
8. Maryland
9. Kansas State
10. Minnesota

**All-America**
Bill Walton (UCLA)*
Ed Ratleff (Long Beach State)
David Thompson (N. Carolina State)
Ernie DiGregorio (Providence)
Kermit Washington (American)
**Coach of the Year:** John Wooden (UCLA)

## 1974

1. North Carolina State
2. UCLA
3. Marquette
4. Maryland
5. Notre Dame
6. Michigan
7. Kansas
8. Providence
9. Indiana
10. Long Beach State

**All-America**
Bill Walton (UCLA)
Keith Wilkes (UCLA)
David Thompson (N. Carolina State)
Marvin Barnes (Providence)
John Shumate (Notre Dame)
**Coach of the Year:** Norm Sloan (North Carolina State)

## 1975

1. UCLA
2. **Kentucky**
3. Indiana
4. Louisville
5. Maryland
6. Syracuse
7. North Carolina State
8. Arizona State
9. North Carolina
10. Alabama

**All- America**
David Thompson (N. Carolina State)*
Adrian Dantley (Notre Dame)
David Meyers (UCLA)
Luther Burden (Utah)
Scott May (Indiana)
**Coach of the Year:** Bobby Knight (Indiana)

## 1976

1. Indiana
2. Marquette
3. Nevada-Las Vegas
4. Rutgers
5. UCLA
6. Alabama
7. Notre Dame
8. North Carolina
9. Michigan
10. Western Michigan

**All-America**
Adrian Dantley (Notre Dame)
Scott May (Indiana)*
Kent Benson (Indiana)
John Lucas (Maryland)
Phil Sellers (Rutgers)
**Coach of the Year:** Bobby Knight (Indiana)

## 1977

1. Michigan
2. UCLA
3. **Kentucky**
4. Nevada-Las Vegas
5. North Carolina
6. Syracuse
7. Marquette
8. San Francisco
9. Wake Forest
10. Notre Dame

**All-America**
Marques Johnson (UCLA)*
Rickey Green (Michigan)
Phil Ford (North Carolina)
Kent Benson (Indiana)
Bernard King (Tennessee)
**Coach of the Year:** Bob Gaillard (San Francisco)

## 1978

1. **Kentucky**
2. UCLA
3. DePaul
4. Michigan State
5. Arkansas
6. Notre Dame
7. Duke
8. Marquette
9. Louisville
10. Kansas

**All-Amercia**
Phil Ford (North Carolina)
Butch Lee (Marquette)*
Mychal Thompson (Minnesota)
Larry Bird (Indiana State)
David Greenwood (UCLA)
**Coach of the Year:** Eddie Sutton (Arkansas)

## 1979

1. Indiana State
2. UCLA
3. Michigan State
4. Notre Dame
5. Arkansas
6. DePaul
7. LSU
8. Syracuse
9. North Carolina
10. Marquette

**All-America**
Larry Bird (Indiana State)*
Bill Cartwright (USF)
David Greenwood (UCLA)
Sidney Moncrief (Arkansas)
Earvin "Magic" Johnson (Michigan St.)
**Coach of the Year:** Bill Hodges (Indiana State)

## 1980

1. DePaul
2. LSU
3. **Kentucky**
4. Louisville
5. Oregon State
6. Syracuse
7. Indiana
8. Maryland
9. Ohio State
10. Georgetown

**All-America**
Mark Aguirre (DePaul)*
Darrell Griffith (Louisville)
**Kyle Macy (Kentucky)**
Joe Barry Carroll (Purdue)
Michael Brooks (LaSalle)
**Coach of the Year:** Ray Meyer (DePaul)

## 1981

1. DePaul
2. Oregon State
3. Virginia
4. LSU
5. Arizona State
6. North Carolina
7. Indiana
8. **Kentucky**
9. Notre Dame
10. Utah

**All-America**
Isiah Thomas (Indiana)
Danny Ainge (BYU)
Ralph Sampson (Virginia)*
Mark Aguirre (DePaul)
Kelly Tripucka (Notre Dame)
**Coach of the Year:** Ralph Miller (Oregon State)

## 1982

1. North Carolina
2. DePaul
3. Virginia
4. Oregon State
5. Missouri
6. Minnesota
7. Georgetown
8. Idaho
9. Memphis State
10. Fresno State

**All-America**
Eric Floyd (Georgetown)
Quintin Dailey (USF)
Ralph Sampson (Virginia)*
Terry Cummings (DePaul)
James Worthy (North Carolina)
**Coach of the Year:** Norm Stewart (Missouri)

## 1983

1. Houston
2. Louisville
3. St. John's
4. Virginia
5. Indiana
6. Nevada-Las Vegas
7. UCLA
8. North Carolina
9. Arkansas
10. Missouri

**All-America**
Ralph Sampson (Virginia)*
Dale Ellis (Tennessee)
Patrick Ewing (Georgetown)
Michael Jordan (North Carolina)
Wayman Tisdale (Oklahoma)
**Coach of the Year:** Guy V. Lewis (Houston)

## 1984

1. North Carolina
2. Georgetown
3. **Kentucky**
4. DePaul
5. Houston
6. Illinois
7. Oklahoma
8. Arkansas
9. UTEP
10. Purdue

**All-America**
Waymon Tisdale (Oklahoma)
Sam Perkins (North Carolina)
Michael Jordan (North Carolina)*
Akeem Olajuwon (Houston)
Patrick Ewing (Georgetown)

## 1985

1. Georgetown
2. Michigan
3. St. John's
4. Oklahoma
5. Memphis State
6. Georgia Tech
7. North Carolina
8. Louisiana Tech
9. Nevada-Las Vegas
10. Duke

**All-America**
Chris Mullin (St. John's)
Patrick Ewing (Georgetown)*
Xavier McDaniel (Wichita State)
Keith Lee (Memphis State)
Waymon Tisdale (Oklahoma)

## 1986

1. Duke
2. Kansas
3. **Kentucky**
4. St. John's
5. Michigan
6. Georgia Tech
7. Louisville
8. North Carolina
9. Syracuse
10. Notre Dame

**All-America**
Len Bias (Maryland)
**Kenny Walker (Kentucky)**
Walter Berry (St. John's)*
Steve Alford (Indiana)
Johnny Dawkins (Duke)
**Coach of the Year: Eddie Sutton (Kentucky)**

## 1987

1. Nevada-Las Vegas
2. North Carolina
3. Indiana
4. Georgetown
5. DePaul
6. Iowa
7. Purdue
8. Temple
9. Alabama
10. Syracuse

**All-America**
Kenny Smith (North Carolina)
Steve Alford (Indiana)
David Robinson (Navy)*
Reggie Williams (Georgetown)
Danny Manning (Kansas)

**Coach of the Year:** Tom Davis (Iowa)

## 1988

1. Temple
2. Arizona
3. Purdue
4. Oklahoma
5. Duke
6. **Kentucky**
7. North Carolina
8. Pittsburgh
9. Syracuse
10. Michigan

**All-American**
Sean Elliott (Arizona)
Gary Grant (Michigan)
Hersey Hawkins (Bradley)
Danny Manning (Kansas)*
J.R. Reid (North Carolina)
**Coach of the Year:** John Chaney (Temple)

## 1989

1. Arizona
2. Georgetown
3. Illinois
4. Oklahoma
5. North Carolina
6. Missouri
7. Syracuse
8. Indiana
9. Duke
10. Michigan

**All-American**
Sherman Douglas (Syracuse)
Sean Elliott (Arizona)*
Danny Ferry (Duke)
Chris Jackson (LSU)
Stacey King (Oklahoma)
**Coach of the Year:** Bob Knight (Indiana)

## 1990

1. Oklahoma
2. Nevada-Las Vegas
3. Connecticut
4. Michigan State
5. Kansas
6. Syracuse
7. Arkansas
8. Georgetown
9. Georgia Tech
10. Purdue

**All-America**
Chris Jackson (LSU)
Lionel Simmons (LaSalle)
Gary Payton (Oregon State)
Derrick Coleman (Syracuse)
Larry Johnson (UNLV)
**Coach of the Year:** Jim Calhoun (Connecticut)

**AP Top 10 Finishes**

| | |
|---|---|
| **1. Kentucky** | **25** |
| 2. North Carolina | 20 |
| 3. UCLA | 17 |
| 4. Duke | 13 |
| Indiana | 13 |
| 6. Notre Dame | 11 |
| Kansas | 11 |
| 8. Louisville | 10 |
| Marquette | 10 |
| Michigan | 10 |

**AP Number One Finishes**

| | |
|---|---|
| **1. Kentucky** | **7** |
| UCLA | 7 |
| 3. North Carolina | 3 |
| 4. Cincinnati | 2 |
| DePaul | 2 |
| Houston | 2 |
| Indiana | 2 |
| Michigan | 2 |
| Ohio State | 2 |
| San Francisco | 2 |

# ALL-TIME WIRE RANKINGS

## (Regular Season Only)
### (Player of Year Indicated*)

## UPI

### 1951

**1. Kentucky**
2. Oklahoma State
3. Kansas State
4. Illinois
5. Columbia
6. Bradley
7. North Carolina State
8. Indiana
9. St. John's
10. BYU

**All-America**
Bill Mlkvy (Temple)
Sam Ranzino (N. Carolina State)
**Bill Spivey (Kentucky)**
Gene Melchiorre (Bradley)
Clyde Lovellete (Kansas)

### 1952

**1. Kentucky**
2. Illinois
3. Kansas
4. Duquesne
5. Washington
6. Kansas State
7. St. Louis
8. Iowa
9. St. John's
10. Wyoming

**All-America**
Chuck Darling (Iowa)
Mark Workman (West Virginia)
Clyde Lovellete (Kansas)
Dick Groat (Duke)
**Cliff Hagan (Kentucky)**

### 1953

1. Indiana
2. Washington
3. LaSalle
4. Seton Hall
5. Kansas
6. LSU
7. Oklahoma State
8. North Carolina State
9. Kansas State
10. Illinois

**All-America**
Walter Dukes (Seton Hall)
John O'Brien (Seattle)
Bob Houbregs (Washington)
Tom Gola (LaSalle)
Ernie Beck (Penn)

### 1954

1. Indiana
**2. Kentucky**
3. Duquesne
4. Oklahoma State
5. Notre Dame
6. Western Kentucky
7. Kansas
8. LSU
9. Holy Cross
10. Iowa

**All-America**
Frank Selvy (Furman)
John Schlundt (Indiana)
Tom Gola (LaSalle)
**Cliff Hagan (Kentucky)**
Bob Pettit (LSU)

### 1955

1. San Francisco
**2. Kentucky**
3. LaSalle
4. Utah
5. Iowa
6. North Carolina State
7. Duquesne
8. Oregon State
9. Marquette
10. Dayton

**All-America**
Tom Gola (LaSalle)*
Bill Russell (San Francisco)
Dick Garmaker (Minnesota)
Si Green (Duquesne)
Dick Ricketts (Duquesne)
**Coach of the Year:** Phil Woolpert (San Francisco)

### 1956

1. San Francisco
2. North Carolina State
3. Dayton
4. Iowa
5. Alabama
6. SMU
7. Louisville
8. Illinois
9. UCLA
10. Vanderbilt

**All-America**
Bill Russell (San Francisco)*
Si Green (Duquesne)
Robin Freeman (Ohio State)
Darrell Floyd (Furman)
K.C. Jones (San Francisco)
**Coach of the Year:** Phil Woolpert (San Francisco)

### 1957

1. North Carolina
2. Kansas
**3. Kentucky**
4. SMU
5. Seattle
6. California
7. Michigan State
8. Louisville
9. UCLA
10. St. Louis

**All-America**
Wilt Chamberlain (Kansas)
Chet Forte (Columbia)*
Lenny Rosenbluth (North Carolina)
Grady Wallace (South Carolina)
Rod Hundley (West Virginia)
**Coach of the Year:** Frank McGuire (North Carolina)

### 1958

1. West Virginia
2. Cincinnati
3. San Francisco
4. Kansas State
5. Temple
6. Maryland
7. Notre Dame
8. Kansas
9. Dayton
10. Indiana

**All-America**
Wilt Chamberlain (Kansas)
Oscar Robertson (Cincinnati)*
Elgin Baylor (Seattle)
Guy Rodgers (Temple)
Don Hennon (Pitt)
**Coach of the Year:** Tex Winter (Kansas State)

### 1959

1. Kansas State
**2. Kentucky**
3. Michigan State
4. Cincinnati
5. North Carolina State
6. (tie) North Carolina
   Mississippi State
8. Bradley
9. California
10. Auburn

**All-America**
Oscar Robertson (Cincinnati)*
Bailey Howell (Mississippi State)
Bob Boozer (Kansas State)
Jerry West (West Virginia)
Don Hennon (Pitt)
**Coach of the Year: Adolph Rupp (Kentucky)**

### 1960

1. California
2. Cincinnati
3. Ohio State
4. Bradley
5. Utah
6. West Virginia
7. Utah State
8. Georgia Tech
9. Villanova
10. Indiana

**All-America**
Jerry West (West Virginia)
Oscar Robertson (Cincinnati)*
Jerry Lucas (Ohio State)
Darryl Imhoff (California)
Tom Stith (St. Bonaventure)
**Coach of the Year:** Pete Newell (California)

### 1961

1. Ohio State
2. Cincinnati
3. St. Bonaventure
4. Kansas State
5. Southern Cal
6. North Carolina
7. Bradley
8. St. John's
9. Duke
10. Wake Forest

**All-America**
Jerry Lucas (Ohio State)*
Tom Stith (St. Bonaventure)
Terry Dischinger (Purdue)
Roger Kaiser (Georgia Tech)
Chet Walker (Bradley)
**Coach of the Year:** Fred Taylor (Ohio State)

### 1962

1. Ohio State
2. Cincinnati
**3. Kentucky**
4. Mississippi State
5. Kansas State
6. Bradley
7. Wake Forest
8. Colorado
9. Bowling Green
10. Utah

**All-America**
Jerry Lucas (Ohio State)*
Terry Dischinger (Purdue)
Bill McGill (Utah)
Chet Walker (Bradley)
John Havlicek (Ohio State)
**Coach of the Year:** Fred Taylor (Ohio State)

### 1963

1. Cincinnati
2. Duke
3. Arizona State
4. Loyola-Chicago
5. Illinois
6. Wichita State
7. Mississippi State
8. Ohio State
9. Colorado
10. Stanford

**All-America**
Art Heyman (Duke)*
Ron Bonham (Cincinnati)
Jerry Harkness (Loyola-Chicago)
Gary Bradds (Ohio State)
Tom Thacker (Cincinnati)
**Coach of the Year:** Ed Jucker (Cincinnati)

### 1964

1. UCLA
2. Michigan
**3. Kentucky**
4. Duke
5. Oregon State
6. Wichita State
7. Villanova
8. Loyola-Chicago
9. Texas-El Paso
10. Davidson

**All-America**
Gary Bradds (Ohio State)*
Walt Hazzard (UCLA)
**Cotton Nash (Kentucky)**
Bill Bradley (Princeton)
Dave Stallworth (Wichita State)
**Coach of the Year:** John Wooden (UCLA)

### 1965

1. Michigan
2. UCLA
3. St. Joseph's
4. Providence
5. Vanderbilt
6. BYU
7. Davidson
8. Minnesota
9. Duke
10. San Francisco

**All-America**
Bill Bradley (Princeton)*
Cazzie Russell (Michigan)
Gail Goodrich (UCLA)
Fred Hetzel (Davidson)
Rick Barry (Miami-Florida)
**Coach of the Year:** Dave Strack (Mich.)

### 1966

**1. Kentucky**
2. Duke
3. Texas-El Paso
4. Kansas
5. Loyola-Chicago
6. St. Joseph's
7. Michigan
8. Vanderbilt
9. Cincinnati
10. Providence

**All-America**
Cazzie Russell (Michigan)*
Clyde Lee (Vanderbilt)
Jimmy Walker (Providence)
Dave Schellhase (Purdue)
Dave Bing (Syracuse)
**Coach of the Year: Adolph Rupp (Kentucky)**

### 1967

1. UCLA
2. Louisville
3. North Carolina
4. Kansas
5. Princeton
6. Houston
7. Western Kentucky
8. Texas-El Paso
9. Tennessee
10. Boston College

**All-America**
Lew Alcindor (UCLA)*
Elvin Hayes (Houston)
Jimmy Walker (Providence)
Wes Unseld (Louisville)
Bob Lloyd (Rutgers)
**Coach of the Year:** John Wooden (UCLA)

### 1968

1. Houston
2. UCLA
3. St. Bonaventure
4. North Carolina
**5. Kentucky**
6. Columbia
7. New Mexico
8. Louisville
9. Davidson
10. Marquette

**All-America**
Elvin Hayes (Houston)*
Lew Alcindor (UCLA)
Pete Maravich (LSU)
Wes Unseld (Louisville)
Larry Miller (North Carolina)
**Coach of the Year:** Guy V. Lewis (Houston)

### 1969

1. UCLA
2. North Carolina
3. Davidson
4. Santa Clara
**5. Kentucky**
6. LaSalle
7. Purdue
8. St. John's
9. New Mexico State
10. Duquesne

**All-America**
Lew Alcindor (UCLA)*
Pete Maravich (LSU)
Rick Mount (Purdue)
Spencer Haywood (Detroit)
Calvin Murphy (Niagara)
**Coach of the Year:** John Wooden (UCLA)

### 1970

**1. Kentucky**
2. UCLA
3. St. Bonaventure
4. New Mexico State
5. Jacksonville
6. South Carolina
7. Iowa
8. Notre Dame
9. Drake
10. Marquette

**All-America**
Pete Maravich (LSU)*
Bob Lanier (St. Bonaventure)
Rick Mount (Purdue)
Calvin Murphy (Niagara)
**Dan Issel (Kentucky)**
**Coach of the Year:** John Wooden (UCLA)

# ALL-TIME WIRE RANKINGS

## 1971

1. UCLA
2. Marquette
3. Penn
4. Kansas
5. Southern Cal
6. South Carolina
7. Western Kentucky
8. **Kentucky**
9. Fordham
10. Ohio State

**All-America**
Austin Carr (Notre Dame)*
Sidney Wicks (UCLA)
Artis Gilmore (Jacksonville)
Dean Meminger (Marquette)
John Roche (South Carolina)
**Coach of the Year:** Al McGuire (Marquette)

## 1972

1. UCLA
2. North Carolina
3. Penn
4. Louisville
5. South Carolina
6. Long Beach State
7. Marquette
8. SW Louisiana
9. BYU
10. Florida State

**All-America**
Bill Walton (UCLA)*
Henry Bibby (UCLA)
Dwight Lamar (SW Louisiana)
Jim Chones (Marquette)
Ed Ratleff (Long Beach State)
**Coach of the Year:** John Wooden (UCLA)

## 1973

1. UCLA
2. North Carolina State
3. Long Beach State
4. Marquette
5. Providence
6. Indiana
7. (tie)
   Kansas State
   SW Louisiana
9. Minnesota
10. Maryland

**All-America**
Bill Walton (UCLA)*
Ed Ratleff (Long Beach State)
David Thompson (N. Carolina State)
Doug Collins (Illinois State)
Dwight Lamar (SW Louisiana)
**Coach of the Year:** John Wooden (UCLA)

## 1974

1. North Carolina State
2. UCLA
3. Notre Dame
4. Maryland
5. Marquette
6. Providence
7. Vanderbilt
8. North Carolina
9. Indiana
10. Kansas

**All-America**
Bill Walton (UCLA)*
David Thompson (N. Carolina State)
John Shumate (Notre Dame)
Keith Wilkes (UCLA)
Marvin Barnes (Providence)
**Coach of the Year:** Digger Phelps (Notre Dame)

## 1975

1. Indiana
2. UCLA
3. Louisville
4. **Kentucky**
5. Maryland
6. Marquette
7. Arizona State
8. Alabama
9. North Carolina State
10. North Carolina

**All-America**
David Thompson (N. Carolina State)*
Adrian Dantley (Notre Dame)
David Meyers (UCLA)
John Lucas (Maryland)
Scott May (Indiana)
**Coach of the Year:** Bobby Knight (Indiana)

## 1976

1. Indiana
2. Marquette
3. Rutgers
4. Nevada-Las Vegas
5. UCLA
6. North Carolina
7. Alabama
8. Notre Dame
9. Michigan
10. Washington

**All-America**
Scott May (Indiana)*
Adrian Dantley (Notre Dame)
John Lucas (Maryland)
Richard Washington (UCLA)
Kent Benson (Indiana)
**Coach of the Year:** Tom Young (Rutgers)

## 1977

1. Michigan
2. San Francisco
3. North Carolina
4. UCLA
5. **Kentucky**
6. Nevada-Las Vegas
7. Arkansas
8. Tennessee
9. Syracuse
10. Utah

**All-America**
Marques Johnson (UCLA)*
Rickey Green (Michigan)
Kent Benson (Indiana)
Bernard King (Tennessee)
Otis Birdsong (Houston)
**Coach of the Year:** Bob Gaillard (San Francisco)

## 1978

1. **Kentucky**
2. UCLA
3. Marquette
4. New Mexico
5. Michigan State
6. Arkansas
7. DePaul
8. Kansas
9. Duke
10. North Carolina

**All-America**
Butch Lee (Marquette)*
Phil Ford (North Carolina)
Mychal Thompson (Minnesota)
Larry Bird (Indiana State)
David Greenwood (UCLA)
**Coach of the Year:** Eddie Sutton (Arkansas)

## 1979

1. Indiana State
2. UCLA
3. North Carolina
4. Michigan State
5. Notre Dame
6. Arkansas
7. Duke
8. DePaul
9. LSU
10. Syracuse

**All-America**
Larry Bird (Indiana State)*
David Greenwood (UCLA)
Mike Gminski (Duke)
Earvin "Magic" Johnson (Michigan State)
Jim Spanarkel (Duke)
**Coach of the Year:** Bill Hodges (Indiana State)

## 1980

1. DePaul
2. LSU
3. **Kentucky**
4. Louisville
5. Oregon State
6. Syracuse
7. Indiana
8. Maryland
9. Ohio State
10. Georgetown

**All America**
Mark Aguirre (DePaul)*
Darrell Griffith (Louisville)
**Kyle Macy (Kentucky)**
Joe Barry Carroll (Purdue)
Michael Brooks (LaSalle)
**Coach of the Year:** Ray Meyer (DePaul)

## 1981

1. DePaul
2. Oregon State
3. Virginia
4. LSU
5. Arizona State
6. North Carolina
7. Indiana
8. **Kentucky**
9. Notre Dame
10. Utah

**All-America**
Isiah Thomas (Indiana)
Danny Ainge (BYU)
Ralph Sampson (Virginia)*
Mark Aguirre (DePaul)
Kelly Tripucka (Notre Dame)
**Coach of the Year:** Ralph Miller (Oregon State)

## 1982

1. North Carolina
2. DePaul
3. Virginia
4. Oregon State
5. Missouri
6. Minnesota
7. Georgetown
8. Idaho
9. Memphis State
10. Fresno State

**All-America**
Eric Floyd (Georgetown)
Quintin Dailey (USF)
Ralph Sampson (Virginia)*
Terry Cummings (DePaul)
James Worthy (North Carolina)
**Coach of the Year:** Norm Stewart (Missouri)

## 1983

1. Houston
2. Louisville
3. St. John's
4. Virginia
5. Indiana
6. Nevada-Las Vegas
7. UCLA
8. North Carolina
9. Arkansas
10. **Kentucky**

**All-America**
Michael Jordan (North Carolina)
John Paxson (Notre Dame)
Ralph Sampson (Virginia)*
Sam Perkins (North Carolina)
Keith Lee (Memphis State)
**Coach of the Year:** Jerry Tarkanian (UNLV)

## 1984

1. North Carolina
2. Georgetown
3. **Kentucky**
4. DePaul
5. Houston
6. Illinois
7. Arkansas
8. Oklahoma
9. UTEP
10. Maryland

**All-America**
Chris Mullin (St. John's)
Michael Jordan (North Carolina)*
Patrick Ewing (Georgetown)
Sam Perkins (North Carolina)
Waymon Tisdale (Oklahoma)

## 1985

1. Georgetown
2. Michigan
3. St. John's
4. Memphis State
5. Oklahoma
6. Georgia Tech
7. North Carolina
8. Louisiana Tech
9. Nevada-Las Vegas
10. Illinois

**All-America**
Chris Mullin (St. John's)*
Johnny Dawkins (Duke)
Patrick Ewing (Georgetown)
Waymon Tisdale (Oklahoma)
Keith Lee (Memphis State)

## 1986

1. Duke
2. Kansas
3. St. John's
4. **Kentucky**
5. Michigan
6. Georgia Tech
7. Louisville
8. North Carolina
9. Syracuse
10. Nevada-Las Vegas

**All-America**
Scott Skiles (Michigan State)
**Kenny Walker (Kentucky)**
Johnny Dawkins (Duke)
Walter Berry (St. John's)*
Len Bias (Maryland)
**Coach of the Year:** Mike Krzyzewski (Duke)

## 1987

1. Nevada-Las Vegas
2. Indiana
3. North Carolina
4. Georgetown
5. DePaul
6. Purdue
7. Iowa
8. Temple
9. Alabama
10. Syracuse

**All-America**
Kenny Smith (North Carolina)
Steve Alford (Indiana)
David Robinson (Navy)*
Reggie Williams (Georgetown)
Danny Manning (Kansas)
**Coach of the Year:** John Chaney (Temple)

## 1988

1. Temple
2. Arizona
3. Purdue
4. Oklahoma
5. Duke
6. **Kentucky**
7. Pittsburgh
8. North Carolina
9. Syracuse
10. Michigan

**All-America**
Hersey Hawkins (Bradley)
Danny Manning (Kansas)*
Sean Elliott (Arizona)
Danny Ferry (Duke)
Gary Grant (Michigan)
**Coach of the Year:** John Chaney (Temple)

## 1989

1. Arizona
2. Georgetown
3. Illinois
4. North Carolina
5. Oklahoma
6. Indiana
7. Duke
8. Missouri
9. Syracuse
10. Michigan

**All-America**
Jay Edwards (Indiana)
Sean Elliott (Arizona)
Danny Ferry (Duke)*
Chris Jackson (LSU)
Stacey King (Oklahoma)
**Coach of the Year:** Bob Knight (Indiana)

## 1990

1. Oklahoma
2. Nevada-Las Vegas
3. Connecticut
4. Michigan State
5. Kansas
6. Syracuse
7. Georgia Tech
8. Arkansas
9. Georgetown
10. Purdue

**All-America**
Lionell Simmons (LaSalle)
Larry Johnson (UNLV)
Derrick Coleman (Syracuse)*
Kendall Gill (Illinois)
Gary Payton (Oregon State)
**Coach of the Year:** Jim Calhoun (Connecticut)

**UPI Top 10 Finishes**

| | |
|---|---|
| **1. Kentucky** | **22** |
| North Carolina | 22 |
| 3. UCLA | 18 |
| 4. Indiana | 14 |
| 5. Kansas | 12 |
| 6. Duke | 10 |
| Marquette | 10 |
| 8. Louisville | 9 |
| Michigan | 9 |
| 10. Illinois | 8 |
| Kansas State | 8 |
| North Carolina St. | 8 |

**UPI Number One Finishes**

| | |
|---|---|
| 1. UCLA | 6 |
| **2. Kentucky** | **5** |
| 3. Indiana | 4 |
| 4. North Carolina | 3 |
| 5. DePaul | 2 |
| Houston | 2 |
| Michigan | 2 |
| Ohio State | 2 |
| San Francisco | 2 |

**Player of the Year*

# AWARDS & HONORS

## OLYMPIC GOLD MEDAL WINNERS

(With seven players winning the coveted medal to Olympic participation the University ot Kentucky leads the nation in honorees.)

Wallace Jones....1948
Cliff Barker....1948
Ralph Beard....1948
Alex Groza....1948
Kenny Rollins....1948
Billy Evans....1956
Adrian Smith....1960
Sam Bowie....*1980

*United States boycotted the Moscow Games. Bowie awarded a medal by President Carter.

## LEADERSHIP AWARD

(Donated annually by Radio Station WVLK of Lexington in honor of A. B. (Happy) Chandler, two-time Governor of Kentucky and former Commissioner of Baseball.)

1990....Reggie Hanson
1989....Sean Sutton
1988....Ed Davender
1987....Paul Andrews
1986....Roger Harden
1985 (tie)....Kenny Walker, Winston Bennett
1984....Dickey Beal
1983....Charles Hurt
1982....Chuck Verderber
1981....Chuck Verderber
1980....Kyle Macy
1979....Kyle Macy
1978....Kyle Macy
1977....Rick Robey
1976....Jack Givens
1975....Jimmy Dan Conner
1974....Bob Guyette
1973....Kevin Grevey
1972....Stan Key
1971....Larry Steele
1970....Dan Issel
1969....Dan Issel
1968 (tie)....Thad Jaracz, Cliff Berger
1967 (tie)....Louie Dampier, Pat Riley
1966 (tie)....Larry Conley,Tommy Kron
1965....Terry Mobley
1964....Larry Conley
1963....Roy Roberts
1962....Larry Pursiful
1961....Dick Parsons
1960....Dick Parsons
1959....Johnny Cox
1958....Vernon Hatton
1957....Ed Beck
1956....Bob Burrow
1955....Bill Evans
1954....Frank Ramsey
1953....Not awarded
1952....Frank Ramsey
1951....Frank Ramsey

## PAN AMERICAN GOLD MEDAL WINNERS

Billy Evans....1958
Adrian Smith....1959
Rick Robey....1975
Kyle Macy....1979
Jim Master....1983

## PAN AMERICAN SILVER MEDAL WINNER

Rex Chapman....1987

## MOST VALUABLE PLAYER

(Given annually by Kentucky Central Insurance Companies to the player chosen by a secret committee as most valuable to his team.)

1990....Reggie Hanson
1989....Chris Mills
1988....Rex Chapman
1987....Ed Davender
1986....Kenny Walker
1985....Kenny Walker
1984 (tie)....Sam Bowie, Melvin Turpin
1983 (tie)....Dirk Minniefield, Melvin Turpin
1982 (tie)....Derrick Hord, Dirk Minniefield
1981 (tie)....Sam Bowie, Dirk Minniefield
1980....Kyle Macy
1979....Kyle Macy
1978 (tie)....Jack Glvens, Rick Robey
1977....Jack Givens
1976 (tie)....Jack Givens, Mike Phillips
1975....Kevin Grevey
1974....Kevin Grevey
1973....Jim Andrews
1972....Tom Parker
1971....Larry Steele
1970 (tie)....Dan Issel, Mlke Pratt
1969....Dan Issel
1968....Mike Casey
1967 (tie)....Louie Dampier, Pat Riley
1966 (tie)....Pat Riley, Louie Dampler
1965....Pat Riley
1964 (tie)....Cotton Nash, Larry Conley
1963....Ted Deeken
1962....Cotton Nash

## OUTSTANDING SENIOR

1990....Derrick Miller
1989....Mike Scott
1988....Winston Bennett
1987....James Blackmon
1986....Kenny Walker
1985....Bret Bearup
1984....Sam Bowie
1983....Derrick Hord
1982....Chuck Verderber
1981....Fred Cowan
1980....Kyle Macy
1979....Truman Claytor
1978 (tie)....Jack Givens, Rick Robey
1977....Larry Johnson
1976....Reggie Warford
1975....Kevin Grevey
1974....Ronnie Lyons
1973....Jim Andrews
1972....Tom Parker
1971....Mike Casey
1970....Dan Issel
1969....Phil Argento
1968....Thad Jaracz
1967 (tie)....Louie Dampier, Pat Riley
1966 (tie)....Larry Conley, Tommy Kron
1965....John Adams

## FEWEST TURNOVERS

(Presented in the name of Harry C. Lancaster by Dawahare's of Kentucky to starter committing fewest turnovers for time played.)

1990....Deron Feldhaus (54)
1989....Derrick Miller (62)
1988....Eric Manuel (29)
1987....Derrick Miller (22)
1986....Kenny Walker (54)
1985....Bret Bearup (36)
1984....Kenny Walker (40)
1983....Charles Hurt (39)
1982....Charles Hurt (31)
1981....Charles Hurt (31)
1980....Kyle Macy (60)
1979....Kyle Macy (63)
1978....Jack Givens (52)
1977....Jack Givens (53)
1976....Reggie Warford (46)
1975....Bob Guyette (50)
1974....Ronnie Lyons (37)
1973....Ronnie Lyons (46)

## BEST VARSITY FREE THROW SHOOTER

1990....Richie Farmer....50 of 59—84.7%
1989....Richie Farmer....24 of 28—85.7%
1988....Ed Davender....149 of 171—87.1%
1987....Ed Davender....107 of 145—73.8%
1986....Roger Harden....26 of 31—83.4%
1985....Richard Madison....31 of 38—81.6%
1984....Jim Master....60 of 74—81.1%
1983....Derrick Hord....65 of 79—82.3%
1981....Dirk Minniefield....55 of 63—87.3%
1980....Kyle Macy....104 of 114—91.2%
1979....Kyle Macy....112 of 129—86.8%
1978....Kyle Macy....115 of 129—89.2%
1977....Jack Givens....94 of 113—93.2%
1976....Jack Givens....116 of 140—82.9%
1975....Rick Robey....51 of 63—81.0%
1974....Kevin Grevey....83 of 100—83.0%
1973....Steve Lochmueller....33 of 38—86.8%

**(Donated Prior to 1973 by Adolph Rupp)**

1972....Ronnie Lyons....70 of 80—87.5%
1971....Kent Hollenbeck....82 of 93—88.2%
1970....Larry Steele....45 of 49—91.8%
1969....Phil Argento....47 of 61—77.0%
1965....Louie Dampier....84 of 100—84.0%
1964....Tommy Kron....28 of 34—82.3%
1963....Scotty Baesler....59 of 69—85.5%
1962....Larry Pursiful....89 of 109—81.6%

# AWARDS & HONORS

## FRESHMAN LEADERSHIP

1989 ..... Chris Mills
1988 ..... Eric Manuel
1987 ..... Rex Chapman
1986 ..... Irving Thomas
1985 ..... Ed Davender
1984 ..... Winston Bennet
1983 ..... Kenny Walker
1982 ..... Troy McKinley
1981 ..... Dickey Beal
1980 (tie) ..... Derrick Hord, Charles Hurt
1979 ..... Chuck Verderber
1978 ..... Fred Cowan
1977 ..... Tim Stephens
1976 ..... Dwane Casey
1975 ..... Rick Robey
1974 ..... Merion Haskins
1973 ..... Reggie Warford
1972 ..... Jimmy Dan Conner
1971 ..... Ronnie Lyons
1970 ..... Doug Flynn
1969 ..... Randy Noll
1968 ..... Greg Starrick
1967 ..... Dan Issel
1966 ..... Phil Argento
1965 ..... Jim LeMaster

## STUDENT - ATHLETE OF THE YEAR

1990 ..... John Pelphrey
1989 ..... Mike Scott
1988 ..... Cedric Jenkins
1987 ..... Paul Andrews
1986 ..... Kenny Walker
1985 ..... Bret Bearup
1984 ..... Jim Master
1983 ..... Derrick Hord
1982 ..... Chuck Verderber
1981 ..... Chris Gettelfinger
1980 ..... Kyle Macy
1979 ..... Dwane Casey
1978 ..... Jack Givens
1977 ..... Merion Haskins
1976 ..... Reggie Warford
1975 ..... Bob Guyette
1974 ..... Ray Edelman
1973 ..... Dan Perry
1972 ..... Tom Parker
1971 ..... Jim Dinwiddie
1970 ..... Dan Issel
1969 ..... Phil Argento
1968 ..... Cliff Berger
1967 ..... Louie Dampier
1966 ..... Tommy Kron

## MOST ASSISTS

(Presented by the Committee of 101 in memory of Claude Sullivan to the varsity leader in assists)

1989 ..... Sean Sutton (146)
1988 ..... Ed Davender (131)
1987 ..... Rex Chapman (103)
1986 ..... Roger Harden (232)
1985 ..... Roger Harden (142)
1984 ..... Dickey Beal (133)
1983 ..... Dirk Minniefield (189)
1982 ..... Dirk Minniefield (188)
1981 ..... Dirk Minniefield (151)
1980 ..... Kyle Macy (163)
1979 ..... Kyle Macy (129)
1978 ..... Kyle Macy (178)
1977 ..... Larry Johnson (143)
1976 ..... Larry Johnson ( 98)
1975 (tie) ..... Jimmy Dan Conner (106)
..... Mike Flynn (106)
1974 ..... Mike Flynn ( 83)
1973 ..... Jimmy Dan Conner ( 83)
1972 ..... Stan Key ( 89)
1971 ..... Larry Steele ( 93)
1970 ..... Mike Pratt ( 99)
1969 ..... Mike Casey (129)
1968 ..... Mike Pratt ( 82)
1967 ..... Pat Riley ( 68)
1966 ..... Larry Conley (100)

*BEST PLAYMAKER*

1990 ..... John Pelphrey

## MOST REBOUNDS

1990 ..... Reggie Hanson (200)
1989 ..... Chris Mills (277)
1988 ..... Winston Bennett (258)
1987 ..... Richard Madison (216)
1986 ..... Kenny Walker (276)
1985 ..... Kenny Walker (315)
1984 ..... Sam Bowie (313)
1983 ..... Melvin Turpin (195)
1982 ..... Melvin Turpin (212)
1981 ..... Sam Bowie (254)
1980 ..... Sam Bowie (276)
1979 ..... Lavon Willlams (213)
1978 ..... Rick Robey (261)
1977 ..... Rick Robey (273)
1976 ..... Mike Phillips (295)
1975 ..... Rick Robey (214)
1974 ..... Bob Guyette (205)
1973 ..... Jim Andrews (348)
1972 ..... Jim Andrews (315)
1971 ..... Tom Payne (283)
1970 ..... Dan Issel (369)
1969 ..... Dan Issel (321)
1968 ..... Dan Issel (428)
1967 ..... Thad Jaracz (215)
1966 ..... Pat Riley (259)
1965 ..... John Adams

## BEST DEFENSIVE PLAYER

1990 ..... Assistant Coaches
1989 ..... Reggie Hanson
1988 ..... Ed Davender
1987 ..... Ed Davender
1986 (tie) ..... Ed Davender, Winston Bennett
1985 ..... Winston Bennett
1984 ..... Kenny Walker
1983 ..... Dirk Minniefield
1982 ..... Dirk Minniefield
1981 ..... Dirk Minniefield
1980 ..... Dirk Minniefield
1979 ..... Truman Claytor
1978 ..... Truman Claytor
1977 ..... Larry Johnson
1976 ..... Larry Johnson
1975 ..... Mike Flynn
1974 ..... Larry Johnson
1973 ..... Mike Flynn

## 110 PERCENTER AWARD

(Presented by the Kiwanis Club of Lexington)

1989 ..... Deron Feldhaus
1988 ..... Rob Lock
1987 (tie) ..... Terry Shigg, Steve Bruce
1986 ..... Winston Bennett
1985 ..... Kenny Walker
1984 ..... Winston Bennett
1983 ..... Charles Hurt, Jim Master
1982 ..... Dirk Minniefield
1981 ..... Chuck Verderber
1980 ..... Jay Shidler, Lavon Williams
1979 ..... Dwight Anderson, Lavon Williams
1978 ..... Dwane Casey
1977 ..... Larry Johnson
1976 ..... Reggie Warford
1975 ..... Larry Johnson
1974 ..... Jerry Hale
1973 ..... Ronnie Lyons
1972 ..... Larry Stamper
1971 ..... Larry Steele
1970 ..... Coach Adolph Rupp
1969 ..... Mike Pratt
1968 ..... Mike Casey
1967 ..... Brad Bounds
1966 ..... Larry Conley
1965 ..... Pat Riley
1964 ..... Larry Conley
1963 ..... Roy Roberts
1962 ..... Carrol Burchett

## NAISMITH BASKETBALL HALL OF FAME

1982 ..... Frank Ramsey (Player)
1978 ..... Cliff Hagan (Player)
1969 ..... Adolph Rupp (Coach)

## TENNESSEE CLUB SEC AWARDS

1970 ..... Dan Issel, Rebounder
1968 ..... Cliff Berger, Academic
1967 ..... Louie Dampier, Shooter
1967 ..... Pat Riley, Sportsmanship

## SHIVELY MEMORIAL PLAQUE

(Presented by Notre Dame University in Memory of the late UK Athletic Director, Bernie Shively, to the Most Valuable Player In Kentucky-Notre Dame Game)

1988 ..... LeRon Ellis (Kentucky)
1981 ..... Melvin Turpin (Kentucky)
..... John Paxson (Notre Dame)
1980 ..... Kelly Tripucka (Notre Dame)
1979 ..... Kyle Macy (Kentucky)
1978 ..... Dwight Anderson (Kentucky)
1977 ..... Kyle Macy (Kentucky)
1976 ..... Jack Givens (Kentucky)
1975 ..... Truman Claytor(Kentucky)
..... Adrian Dantley (Notre Dame)
1974 ..... Larry Johnson (Kentucky)
1973 ..... John Shumate (Notre Dame)
1972 ..... Jim Andrews (Kentucky)
1971 ..... Tom Parker (Kentucky)
1970 ..... Austin Carr (Notre Dame)
1969 ..... Mike Pratt Kentucky)
1968 ..... Phil Argento (Kentucky)
1967 ..... Mike Casey (Kentucky)

## SACRIFICE AWARD

(Presented to the player who takes the most charges during the season)

1989 ..... Sean Sutton & LeRon Ellis
1988 ..... Rob Lock

## FAN OF THE YEAR

1990 ..... Gov. A. B. "Happy" Chandler
1989 ..... Van Florence & Doug Sizemore
1988 ..... John Burford

## MR. HUSTLE

1990 ..... Deron Feldhaus

## MOST IMPROVED PLAYER

1990 ..... Deron Feldhaus

## MR. DEFLECTION

1990 ..... Reggie Hanson and John Pelphrey

# HONORS

## ALL-SOUTHEASTERN CONFERENCE

(67 Players Chosen 120 Times)

Ellis Johnson (G) ....1933
Forest Sale (C)....1933
John DeMoisey (F) ....1933, '34
Bill Davis (G) ....1934
Leroy Edwards (C)....1935
Dave Lawrence (F) ....1935
Ralph Carlisle (F) ....1936, '37
Warfield Donohue (G) ....1937
Bernie Opper (G)....1938, '39
Layton Rouse (G)....1940
Lee Huber (G) ....1941
James King (C) ....1941
Marvin Akers (F) ....1941, '43
Ermal Allen (F)....1942
Melvin Brewer (C) ....1943
Bob Brannum (C) ....1944
Jack Parkinson (G) ....1944, '45, '46
Jack Tingle (F) ....1944, '45, '46, '47
Kenton Campbell (C) ....1945
Ralph Beard (G) ....1946, '47, '48, '49
Wallace Jones (F) ....1946, '47, '48, '49
Joe Holland (F) ....1947
Alex Groza (C)....1948, '49
Kenny Rollins (G) ....1947, '48
Jim Line (F) ....1950
Bill Spivey (C) ....1950, '51
Walt Hirsch (F) ....1951
Shelby Linville (F)....1951
Bobby Watson (G) ....1951, '52
Frank Ramsey (G) ....1951, '52, '54
Cliff Hagan (C) ....1952, '54
Bill Evans (G-F)....1955
Bob Burrow (C)....1955, '56
Johnny Cox (F) ....1957, '58, '59
Vernon Hatton (G) ....1958
Don Mills (C) ....1960
Bill Lickert (F-G) ....1959, '60, '61
Larry Pursiful (G) ....1962
Cotton Nash (C-F)....1962, '63, '64
Ted Deeken (F) ....1964
Tommy Kron (G)....1965, '66
Pat Riley (F) ....1965, '66
Thad Jaracz (C-F) ....1966
Larry Conley (F)....1966
Louie Dampier (G) ....1965, '66, '67
Mike Casey (G)....1968, '69, '71
Dan Issel (C) ....1968, '69, '70
Mike Pratt (F) ....1969, '70
Larry Steele (F) ....1971
Tom Parker (F) ....1971, '72
Tom Payne (C)....1971
Jim Andrews (C) ....1972, '73
Kevin Grevey (F) ....1973, '74, '75
Jack Givens (F)....1976, '77, '78
Rick Robey (F) ....1977, '78
Kyle Macy (G)....1978, '79, '80
Sam Bowie (C)....1980, '81
Derrick Hord (F) ....1982
Melvin Turpin (C) ....1983, '84
Kenny Walker (F) ....1985, '86
Winston Bennett (F) ....1986, '88
Rex Chapman (G) ....1987, '88
Ed Davender (G)....1987, '88
LeRon Ellis (C) ....1989
Chris Mills (F) ....1989
Reggie Hanson (C)....1990
Derrick Miller (G) ....1990

## ALL-NCAA TOURNAMENT

### (FINAL FOUR)

•Alex Groza (C)....1948, '49
Bill Spivey (C)....1951
Shelby Linville (F) ....1951
Vernon Hatton (G)....1958
Johnny Cox (F)....1958
Pat Riley (F) ....1966
Loule Dampier (G) ....1966
Kevin Grevey (F)....1975
•Jack Givens (F)....1978
Rick Robey (F) ....1978
•Chosen most valuable player



*Alex Groza*

### (REGIONAL)

•Alex Groza (C)....1948, '49
Bill Spivey (C)....1951
Bob Burrow (C)....1955, '56
Gayle Rose (G)....1958
Vernon Hatton (G)....1958
Johnny Cox (F)....1957, '58, '59
Bill Lickert (F)....1961
Larry Pursiful (G)....1962
Cotton Nash (C-F)....1962
•Pat Riley (F) ....1966
Louie Dampier (G)....1966
Mike Casey (G)....1968
Dan Issel (C) ....1968, '69, '70
Jim Andrews (C)....1972, '73
Jimmy Dan Conner (G)....1975
Jack Givens (F)....1977, '78
Mike Phillips (C)....1978
•Kyle Macy (G)....1978
Fred Cowan (F)....1980
Jim Master (G)....1983
Melvin Turpin (C) ....1983, '84
•Dickey Beal (G)....1984
Sam Bowie (F)....1984
Kenny Walker (F)....1985, '86
Winston Bennett (F)....1986
•Chosen most valuable player

## KENTUCKY ACADEMIC ALL-AMERICANS

Louie Dampier ....Guard ....1966-67
Dan Issel....Center ....1970
Mike Pratt ....Forward....1970
Mike Casey....Guard....1971
Bob Guyette ....Forward....1975
Jimmy Dan Conner ....Guard....1975
Kyle Macy ....Guard....1979

## ALL-SOUTHERN CONFERENCE

Paul Jenkins (G) ....1926
Carey Spicer (G) ....1929-31
Louis McGinnis (F)....1931
George Yates (G) ....1931
Ellis Johnson (C-F)....1932

## KENTUCKY ACADEMIC ALL-SOUTHEASTERN CONFERENCE

Roy Roberts.....Forward ....1962
Larry Conley ....Guard....1964, '65
Louie Dampier ....Guard....1966, '67
Cllff Berger ....Center....1966, '68
Mike Pratt ....Forward ....1970
Dan Issel ....Center ....1970
Mike Casey....Forward ....1971
Tom Parker ....Center ....1971
Bob Guyette ....Center ....1974
Jimmy Dan Conner ....Guard ....1975
Kyle Macy ....Guard ....1979
•Chuck Verderber ....Forward....1980, '81, '82
Winston Bennett....Forward ....1985
Bret Bearup ....Center ....1985
Rex Chapman ....Guard ....1988
Cedric Jenkins ....Guard ....1988
John Pelphrey....Guard....1990

•Only the third player in conference history to be named Academic ALL-SEC three times.

## ALL-SIAA TOURNAMENT

Paul Adkins (C) ....1921
Bill King (F)....1921
Robert Lavln (G) ....1921

***Basketball Trivia*** - Who are the top two career scorers in the now defunct American Basketball Association (ABA 1967-76)? **Answer**: Two former Kentucky All-Americans. The leader is Louie Dampier, who scored 13,725 points, average of 18.9 in nine years with the Kentucky Colonels and the second, Dan Issel, who scored 12,823 points, average of 25.6 in six years with the Kentucky Colonels and Denver Nuggets.

# NO PLACE LIKE HOME: ALUMNI GYM

**(1924-50; Won 245, Lost 24)**

A young boy dribbles a basketball on the immortal hardwood of old Alumni Gym.

There's no longer a bustling crowd or a fiery, legendary coach calling plays from the sidelines. Cobwebs dangle from the corners and dust stirs in the nooks and crannies of the old edifice.

But the young boy can sense an air of excitement and the electricity that still lingers in the backboards of the historical landmark. The tradition built in the 66-year-old building passes through his hightops as he runs down the court.

He's in the first house that Rupp built.

And as the ball falls through the net with a gentle whisp, just like it did in the days long before Memorial Coliseum and Rupp Arena, he knows he just stepped into a tradition.

Memorial Coliseum often is referred to as the "House that Rupp built". The Wildcats' current home, Rupp Arena, was built and dedicated to the legendary coach. But the rich Kentucky basketball tradition began 26 years before the ink was even dry on the Memorial Coliseum plans.

Alumni Gym, built in 1924, holds claim to the birth of Wildcat basketball mania. The building served as the home floor for Wildcat squads from 1924 to 1950. During that time, Kentucky lost only 24 of its 269 games while laying the groundwork for the best NCAA record in the history of collegiate basketball.

In 1924, the Athletics Council members argued to the Board of Trustees that the old gym in Barker Hall's Buell Armory was unsafe for even the small number of people it could accommodate. Large crowds that had to be turned away and the probability that the popular state high school tournament would be moved were two major factors that convinced the Board members that building a new gymnasium was in order.

The 2,800-seat structure was approved and the Alumni Association began efforts to raise the $100,000 needed for the Wildcats' first "white elephant."

Tradition seeps from the hardwood floors where Rupp's teams established a home record of 201 victories and only eight losses in his 20 years of coaching. He led the Wildcats to 83 consecutive victories in the confines of Alumni and also 64 consecutive wins in the Southeastern Conference. During the Wildcats' last 17 seasons in the Gym, they won 12 conference tournament crowns and three Sugar Bowl championships.

During the Alumni Gym era, Kentucky suffered only one losing season and also had twelve campaigns with three or fewer losses.

Kentucky basketball became a dynasty in 1948 after winning the SEC and NCAA championships and the coveted Olympic gold in London, England. Led by All Americans Alex Groza, Ralph Beard and Wallace Jones, the United States squad soundly defeated France, 65-21, in the gold medal game to become the 1948 World Champions.

Kentucky's reign in Alumni Gym ended in 1950 after construction of Memorial Coliseum was completed.



***THE FABULOUS FIVE** Captain Kenny Rollins drives a nail to mark the spot in Alumni Gym where Ralph Beard made a 52.5 foot shot against Tennessee in 1948. Beard watches the ceremony, along with, left to right, standing, Rupp, Cliff Barker, Joe Holland, Alex Groza and Wallace Jones.*



***In its heyday, Alumni Gym was one of the few buildings in its area.***




Former Wildcat Coach Adolph Rupp conducts one of his legendary practice sessions in Memorial Coliseum.

# NO PLACE LIKE HOME: MEMORIAL COLISEUM

**(1950-76; Won 308, Lost 38)**

For 26 years, the pulsating cries of "Rip 'em Up, Tear 'em Up, Give 'em Hell Wildcats" rang through one of the grandest of all basketball palaces—UK's Memorial Coliseum.

In 1941, when Dr. H. L. Donovan became president of the University, one of his first recommendations was for a building "that will properly take care of our athletics, our health service, physical education and recreation." From this beginning came the plan that culminated in the construction of the 11,500-seat Memorial Coliseum, an unparalleled edifice costing $3,925,000 by the time it was completed in 1950.

A great many people freely suggested that the arena would prove to be a"white elephant" that would never be filled by spectators of a sport that then was considered little more than a winter pastime.

But the hardwood game blitzed the nation and Kentucky's teams forged to the national forefront in such a crowd-pleasing manner that the "huge" hall soon could not begin to accommodate the large number of fans seeking to whet their newfound basketball appetites. The situation, in fact, soon developed to the point where only the student body and faculty were admitted and for several years about all Kentuckians-at-large knew of their state University's famed cage teams consisted of information gleaned from the radio and newspapers.

The Wildcat basketball teams got off to a fine start in the Coliseum, winning every game played in the building for the first three seasons. When Georgia Tech upset Kentucky, 59-58, on Jan. 8, 1955, it marked the first time the Wildcats had lost on their home court since Jan. 4, 1943, dating back to the Alumni Gym days. Between those two dates, Kentucky won 129 straight basketball games at home, a record that still stands in the NCAA record books.

Veteran UK radio announcer Cawood Ledford remembers that first loss at the Coliseum :

"When the game was over, nobody moved," says Ledford. "Everyone sat in absolute stunned silence. I would say it was a good five minutes before anyone made a move to get up. But Kentucky sure didn't lose very many times there."

Indeed, the Cats did not. In 26 years, Kentucky came away a loser only 38 times in 346 games.

From the early 1960s on, the sale of UK basketball season tickets has been closed to the public with season ticket holders taking all the allotment other than student seating. When the Wildcats moved into Rupp Arena for the 1976-77 season, the cynics once again labeled it a "white elephant." But they, too, underestimated the fervor displayed by Kentucky fans. The only seats available are ones students don't use.

While Rupp Arena affords UK the third largest built-for-basketball facility in the country with 23,000 seats, old-timers will tell you that the new building doesn't match the atmosphere of Memorial Coliseum. The character of great tradition permeates the air with near spiritual force, even today, when the building serves as the Wildcats' primary practice facility.

During the 1989-90 year, the Athletics Association completed a $1 million renovation of Memorial Coliseum that included a spacious new weight room, lockerroom and offices for the UK basketball coaches, as well as administrative office space. The Coliseum now houses a majority of the Athletic Association offices and is home to many Wildcats athletics teams.



*A new weight training complex is part of the $1 million renovation of Memorial Coliseum, which was completed during the 1989-90 year.*



# NO PLACE LIKE HOME: RUPP ARENA

**(1976-present; Won 188, Lost 26)**

The basketball showcase in the basketball capital of the world, Rupp Arena is the third home for the Kentucky Wildcats.

The facility, named after Kentucky's legendary former coach, Adolph Rupp, has been the site of several premier basketball events. In March of 1985, all roads led to Lexington for the NCAA Final Four. In 1986, Rupp played host to both the Southeastern Conference Tournament and the the NCAA Women's Final Four. The arena has been the site of numerous NCAA regional tournaments, including the 1989 NCAA Southeast regional that included North Carolina, Oklahoma, Virginia and eventual national champion Michigan.

An awesome structure in sight and scope, the arena is divided into two seating areas. The lower level features 10,000 fully cushioned, theater seats in block coloring of blue, red, orange and purple, offering a spectacular splash of color. The upper level has 13,000 seats on epoxy-coated metal bleachers. The latter can be visually isolated to provide a more natural setting for small shows. Built by the city of Lexington, the arena is the major portion of the $53 million Lexington Center complex, which includes a convention-exhibition hall, a 50-store tri-level enclosed shopping mall, a luxury Hyatt Regency Hotel and, a block away, the historic 1,200-seat Lexington Opera House, which was recently refurbished.

The arena is fully air-conditioned, equipped with a specially designed, high quality sound system appropriately named "Big Bertha," and features complete lighting for events and color television coverage. Special attention has been paid to such facilities as dressing rooms, service entrances and storage areas.

The Wildcats command an exclusive dressing room 365 days a year, while other facilities include six teamsize and eight smaller units.

The portable basketball court, which lies on a concrete sub-flooring 118 feet below the ceiling is 60′ x 120′ and is made of a light shade of northern maple trimmed in Kentucky blue. The floor was specially designed to convert from the 94′ length required for college and professional basketball to the 84′ length for high school simply by removing two panels.

Four 35′ x 4′ custom-made scoreboards are placed so spectators can see at least three of the boards from any seat in the arena.





# RUPP ARENA

## YEAR-BY-YEAR AT RUPP ARENA

| Year | Won | Lost | Pct. |
|---|---|---|---|
| 1976-77 | 12 | 2 | 85.7 |
| 1977-78 | 16 | 0 | 100.0 |
| 1978-79 | 11 | 4 | 73.3 |
| 1979-80 | 12 | 3 | 80.0 |
| 1980-81 | 15 | 0 | 100.0 |
| 1981-82 | 15 | 1 | 93.8 |
| 1982-83 | 14 | 1 | 93.3 |
| 1983-84 | 16 | 0 | 100.0 |
| 1984-85 | 11 | 3 | 78.6 |
| 1985-86 | 18 | 0 | 100.0 |
| 1986-87 | 13 | 2 | 86.7 |
| 1987-88 | 14 | 2 | 87.5 |
| 1988-89 | 8 | 6 | 57.1 |
| 1989-90 | 13 | 2 | 86.7 |
| **TOTALS** | **188** | **26** | **87.9** |



*Kentucky fans are sometimes basket cases, but are always loyal.*

## TOP TEN RUPP ARENA CROWDS

| | ATT. | OPPONENT | DATE | SCORE |
|---|---|---|---|---|
| 1. | 24,301 | vs. LSU | Feb. 15, 1990 | 100-95(W) |
| 2. | 24,288 | vs. LSU | Jan. 14 , 1989 | 62-64 (L) |
| 3. | 24,245 | vs. Tennessee | Jan. 20 , 1990 | 95-83(W) |
| 4. | 24,203 | vs. Indiana | Dec. 7, 1985 | 63-58(W) |
| 5. | 24,185 | vs. Tennessee | Feb. 27, 1983 | 69-61(W) |
| 6. | 24,180 | vs. Louisville | Dec. 28, 1985 | 69-64 (W) |
| 7. | 24,174 | vs. Auburn | Feb. 24, 1990 | 98-95(W) |
| 8. | 24,165 | vs. Indiana | Dec. 8, 1981 | 85-69(W) |
| 9. | 24,102 | vs. Ole Miss. | Jan. 27, 1990 | 98-79(W) |
| 10. | 24,098 | vs. Wyoming (UKIT) | Dec. 16, 1983 | 66-40 (W) |
| | 24,098 | vs. BYU (UKIT) | Dec. 17, 1983 | 93-59 (W) |

## KENTUCKY'S YEAR-BY-YEAR ATTENDANCE

| Year | No. Games | Attendance | Average |
|---|---|---|---|
| 1989-90 | 15 | 346,869 | 23,125 |
| 1988-89 | 14 | 306,524 | 21,895 |
| 1987-88 | 17 | 393,725 | 23,160 |
| 1986-87 | 15 | 345,718 | 23,048 |
| 1985-86 | 18•• | 407,290 | 22,627 |
| 1984-85 | 14 | 320,926 | 22,923 |
| 1983-84 | 16 | •380,453 | •23,778 |
| 1982-83 | 15•• | 356,766 | •23,785 |
| 1981-82 | 16 | •371,093 | •23,193 |
| 1980-81 | 15 | •354,996 | •23,666 |
| 1979-80 | 15 | •352,511 | •23,501 |
| 1978-79 | 15 | •351,042 | •23,338 |
| 1977-78 | 16 | 373,403 | •23,338 |
| 1976-77 | 14 | •312,527 | •22,323 |
| 1975-76 | 12 | 138,135 | 11,511 |
| 1974-75 | 12 | 138,098 | 11,539 |
| 1973-74 | 12 | 130,755 | 10,896 |
| 1972-73 | 12 | 150,856 | 11,604 |
| 1971-72 | 13 | 150,297 | 11,561 |
| 1970-71 | 13 | 152,471 | 11,728 |
| 1969-70 | 15 | 181,295 | 12,086 |
| 1968-69 | 13 | 165,600 | 11,821 |
| 1967-68 | 16 | 178,000 | 11,333 |
| 1966-67 | 13 | 136,588 | 10,502 |
| 1965-66 | 13 | 149,571 | 11,505 |
| 1964-65 | 14 | 151,000 | 10,786 |
| 1963-64 | 14 | 165,650 | 11,117 |
| 1962-63 | 15 | 153,132 | 10,208 |
| 1961-62 | 16 | 165,495 | 10,343 |
| 1960-61 | 14 | 129,978 | 9,284 |
| 1959-60 | 13 | 138,995 | 10,692 |
| 1958-59 | 15 | 177,824 | 11,855 |
| 1957-58 | 13 | 124,461 | 9,574 |
| 1956-57 | 14 | 129,733 | 9,266 |
| 1955-56 | 13 | 126,104 | 9,700 |

•Season high In the nation.
••Includes 3 SEC Tournament games.

## KENTUCKY AT HOME THROUGH THE YEARS

| | Won | Lost | Pct. |
|---|---|---|---|
| Pre-Alumni Gym (1903 through 1924) | 93 | 47 | 66.4 |
| Alumni Gym (1924-25 through 1949-50) | 245 | 24 | 91.1 |
| Memorial Coliseum (1950-51 through 1975-76) | 308 | 38 | 89.0 |
| Rupp Arena (1976-77 through Present) | 188 | 26 | 87.9 |
| **TOTALS** | **834** | **135** | **86.1** |

# NO PLACE LIKE HOME: LOUISVILLE

**(Won 96, Lost 27)**

The University of Kentucky has built an impressive record playing in Louisville over the years. The Wildcats have won an NCAA Championship (1958), nine Southeastern Conference Tournament titles and have defeated some of the best teams from around the country before Wildcats fans at Louisville.

Kentucky began playing in Louisville in 1908, when the Cats lost to Louisville Coliseum, 30-18. They defeated the University of Louisville, 26-13, lost to the Cards, 26-15, the following year and then defeated them, 32-24, in 1916. Two years later, UK lost to Centre, 22-12, in the state championship game played in Louisville. The Cats defeated the Cards there in 1922 and then did not play again in the Derby City until the 1936-37 season, when they dropped a 41-28 decision to Notre Dame.

Most of those early games were played in the Armory downtown before Freedom Hall was opened during the 1957-58 season. The Cats captured the 1958 NCAA title with victories over Temple and Seattle and the spacious arena has played host to Kentucky teams every year since. Kentucky's record at Freedom Hall now stands at 33-12.

The Wildcats' overall record in Louisville is now 96-27. Broken down, the Cats are 47-21 in regular-season play, 43-3 in SEC Tournament play and 5-3 in postseason competition.

Kentucky's most impressive string of victories in Louisville came when the Cats won 32 straight games between 1946 and 1951. Only 10 of the 27 teams Kentucky has faced in the 115 games in Louisville have been able to knock off the Cats. The longest running series has been with Notre Dame, with the Wildcats holding a 23-9 advantage over the Fighting Irish.

Kentucky established a new Freedom Hall attendance record four years ago as 20,053 jammed the arena to watch the Cats take on Georgia. At noon the day of the Georgia game, UK fans continued a Wildcat tradition, as more than 19,000 arrived for a brief Kentucky shooting practice. Three days earlier, the Wildcats handed the University of Louisville its worst defeat ever at Freedom Hall, 85-51.



*UK's Mike Pratt gets set to sink a crucial shot in Kentucky's thrilling 102-100 victory over Notre Dame in December, 1969. Pratt earned the Shively Award for his play in that game. The Shively Award is presented to the MVP of the Kentucky-Notre Dame Game.*

## UK VS. OPPONENTS IN LOUISVILLE

| School | UK-Won | UK-Lost |
|---|---|---|
| Alabama | 4 | 0 |
| Auburn | 5 | 0 |
| Austin Peay | 1 | 0 |
| Centre | 0 | 1 |
| DePaul | 4 | 0 |
| Florida | 5 | 0 |
| Florida St. | 1 | 0 |
| Georgia | 5 | 1 |
| Georgia Tech | 5 | 0 |
| Great Lakes | 0 | 2 |
| Illinois | 1 | 0 |
| Indiana | 2 | 4 |
| Kansas | 3 | 0 |
| LSU | 5 | 0 |
| Louisville | 4 | 3 |
| Louisville Coliseum | 0 | 1 |
| Mississippi | 2 | 0 |
| Mississippi St. | 3 | 0 |
| Morehead | 1 | 0 |
| North Carolina | 1 | 2 |
| Notre Dame | 23 | 9 |
| Ohio State | 0 | 1 |
| Purdue | 1 | 0 |
| Seattle | 1 | 0 |
| Temple | 5 | 0 |
| Tennessee | 5 | 2 |
| Tulane | 7 | 0 |
| Vanderbilt | 1 | 1 |
| VMI | 1 | 0 |
| **Total** | **96** | **27** |

*Kentucky and Louisville cheerleaders personify the "United We Stand, Divided We Fall" motto as they lead the crowd in the singing of "My Old Kentucky Home."*



# UK IN LOUISVILLE

## KENTUCKY RESULTS IN LOUISVILLE

| Year | W-L | Opponent | Score |
|---|---|---|---|
| 1908 | L | Louisville Coli -seum | 18-30 |
| 1913-14 | W | Louisville | 26-13 |
| 1914-15 | L | Louisville | 15-26 |
| 1915-16 | W | Louisville | 32-24 |
| 1917-18 | L | Centre | 12-22 |
| 1921-22 | W | Louisville | 38-14 |
| 1936-37 | L | Notre Dame | 28-41 |
| 1938-39 | L | Notre Dame | 37-42 |
| 1940-41 | L | Notre Dame | 47-48 |
| •1940-41 | W | Ole Miss | 62-52 |
| | W | Tulane | 53-30 |
| | W | Alabama | 39-37 |
| | L | Tennessee | 33-36 |
| •1941-42 | W | Florida | 42-36 |
| | W | Ole Miss | 59-32 |
| | W | Auburn | 40-31 |
| | W | Alabama | 36-34 |
| ••1941-42 | L | Great Lakes | 47-58 |
| 1942-43 | L | Indiana | 52-58 |
| | W | Notre Dame | 60-55 |
| •1942-43 | W | Tulane | 48-31 |
| | W | Georgia | 59-30 |
| | W | Miss State | 52-43 |
| | L | Tennessee | 30-33 |
| ••1942-43 | L | Great Lakes | 39-53 |
| 1943-44 | W | Indiana | 61-41 |
| | W | Notre Dame | 55-44 |
| •1943-44 | W | Georgia | 57-29 |
| | W | LSU | 55-28 |
| | W | Tulane | 62-46 |
| 1944-45 | W | Indiana | 61-43 |
| | L | Notre Dame | 58-59 |
| •1944-45 | W | Florida | 57-35 |
| | W | LSU | 68-37 |
| | W | Alabama | 52-41 |
| | W | Tennessee | 39-35 |
| 1945-46 | L | Notre Dame | 47-56 |
| •1945-46 | W | Auburn | 69-24 |
| | W | Florida | 69-32 |
| | W | Alabama | 59-30 |
| | W | LSU | 59-36 |
| ••1945-46 | W | Temple | 54-43 |
| 1946-47 | W | DePaul | 65-45 |
| | W | Notre Dame | 60-30 |
| •1946-47 | W | Vanderbilt | 98-29 |
| | W | Auburn | 84-18 |
| | W | Georgia Tech | 75-53 |
| | W | Tulane | 55-38 |
| ••1946-47 | W | Temple | 68-29 |
| 1947-48 | W | DePaul | 74-50 |
| | W | Temple | 58-38 |
| •1947-48 | W | Florida | 87-31 |
| | W | LSU | 63-47 |
| | W | Tennessee | 70-47 |
| | W | Georgia Tech | 54-43 |
| 1948-49 | W | DePaul | 67-36 |
| | W | Tulane | 51-47 |
| | W | Notre Dame | 62-38 |
| •1948-49 | W | Florida | 73-36 |
| | W | Auburn | 70-39 |
| | W | Tennessee | 83-44 |
| | W | Tulane | 68-52 |
| 1949-50 | W | DePaul | 49-47 |
| •1949-50 | W | Miss State | 56-46 |
| | W | Georgia | 79-63 |
| | W | Tennessee | 95-58 |
| •1950-51 | W | Miss State | 92-70 |
| | W | Auburn | 84-54 |
| | W | Georgia Tech | 82-56 |
| | L | Vanderbilt | 57-61 |
| 1951-52 | W | Georgia | 95-55 |
| •1951-52 | W | Georgia Tech | 80-59 |
| | W | Tulane | 85-61 |
| | W | Tennessee | 81-66 |
| | W | LSU | 44-43 |
| 1953-54 | W | Georgia Tech | 99-48 |
| 1955-56 | W | Georgia | 143-66 |

### Freedom Hall Era

| | | | |
|---|---|---|---|
| ••1957-58 | W | Temple | 61-60 |
| | W | Seattle | 84-72 |
| 1958-59 | W | Illinois | 76-75 |
| 1959-60 | W | Temple | 97-92 |
| 1960-61 | W | Notre Dame | 68-62 |
| ••1960-61 | W | Morehead | 71-64 |
| | L | Ohio State | 74-87 |
| 1961-62 | W | Notre Dame | 100-53 |
| 1962-63 | W | Notre Dame | 78-70 |
| 1963-64 | W | Notre Dame | 101-81 |
| 1964-65 | L | Notre Dame | 97-111 |
| 1965-66 | W | Notre Dame | 103-69 |
| 1966-67 | W | Notre Dame | 96-85 |
| 1967-68 | W | Notre Dame | 81-7 |
| 1968-69 | W | Notre Dame | 110-90 |
| 1969-70 | W | Notre Dame | 102-100 |
| 1970-71 | L | Notre Dame | 92-99 |
| 1971-72 | L | Indiana | 89-90 (20T) |
| | W | Notre Dame | 83-67 |
| 1972-73 | L | N. Carolina | 70-78 |
| | W | Notre Dame | 65-63 |
| 1973-74 | L | Indiana | 68-77 |
| | L | Notre Dame | 79-94 |
| 1974-75 | W | N. Carolina | 90-78 |
| | W | Kansas | 100-63 |
| 1975-76 | W | Notre Dame | 113-96 |
| | L | Indiana | 68-77 (OT) |
| | W | Notre Dame | 79-77 |
| 1976-77 | W | Notre Dame | 102-78 |
| | W | Florida St. | 97-57 |
| 1977-78 | W | Notre Dame | 73-68 |
| 1978-79 | W | Notre Dame | 81-76 |
| 1979-80 | W | Notre Dame | 86-80 |
| 1980-81 | L | Notre Dame | 61-67 |
| 1981-82 | W | Notre Dame | 34-28 (OT) |
| 1982-83 | W | Kansas | 82-62 |
| 1983-84 | W | Purdue | 88-67 |
| 1984-85 | L | Louisville | 64-71 |
| 1984-58 | W | Kansas | 92-89 |
| 1985-86 | W | VMI | 93-55 |
| 1986-87 | W | Louisville | 85-51 |
| | L | Georgia | 65-69 |
| 1987-88 | W | Notre Dame | 78-69 |
| 1988-89 | W | Austin Peay | 85-77 |
| | L | Louisville | 75-97 |
| 1989-90 | L | North Carolina | 110-121 |

• SEC Tournament  •• Post-Season Games




*Louisville's Freedom Hall*

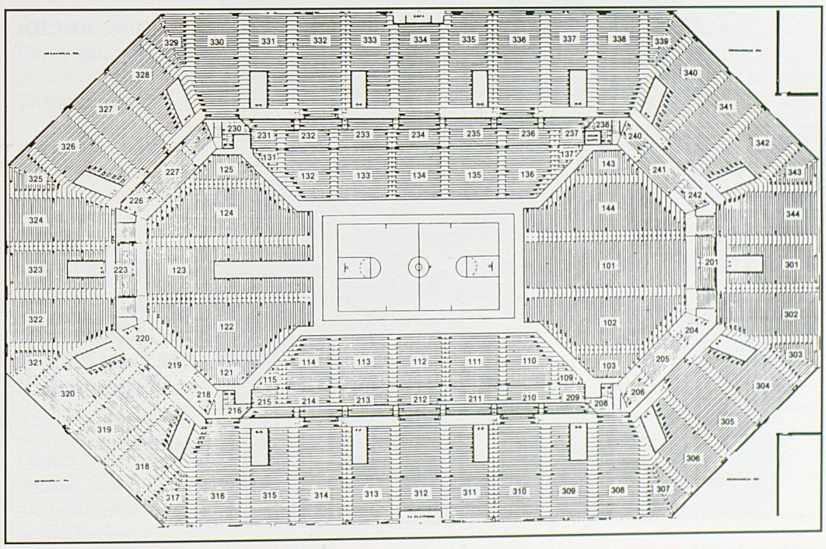

# SUCCESS — ACADEMIC AND ATHLETIC

Perhaps the greatest measure of success of the Wildcat basketball program has been how the players have fared AFTER earning their degrees from Kentucky. UK has turned out professionals in nearly every field, from basketball to doctors, from businessmen to teachers.

**JOHN ADAMS - (1965)**
Is now a district judge in Lexington (Fayette County).

**ERMAL ALLEN - (1942)**
Retired assistant head coach of the Dallas Cowboys.

**JIM ANDREWS - (1973)**
Was drafted by the NBA; played two years of professional basketball in Italy. Is employed by Dubois Chemical Corporation in Cincinnati.

**SCOTTY BAESLER - (1963)**
Currently the popular mayor of Lexington.

**DALE BARNSTABLE - (1950)**
This member of the 1948 and 1949 NCAA Championship teams was drafted by the Boston Celtics. He is currently the national sales manager for American Air Filter Company in Louisville. His twin daughters, Tricia and Cybil, were well-known cheerleaders at UK in the early 1970s.

**DICKEY BEAL - (1984)**
Drafted in the fourth round of the NBA draft by the Atlanta Hawks. Is currently working as a columnist for the Cincinnati Post.

**BRET BEARUP - (1985)**
Graduate of the UK College of Law and now an attorney in Louisville.

**ED BECK - (1958)**
Is currently a minister in Golden, Colo.




*Scotty Baesler, who lettered for the Wildcats in 1962 and 1963, is now the popular mayor of Lexington.*

**WINSTON BENNETT - (1988)**
Drafted in the 3rd round of the NBA draft by the Cleveland Cavaliers. After a year in the CBA, Played the 1989-90 season with the Cavs.

**BILL BIBB - (1954)**
Is currently athletics director and head coach at Mercer University.

**JERRY BIRD - (1956)**
Is currently the human resources administrator for the American Greetings Corporation in Corbin.

**JAMES BLACKMON (1987)**
Drafted in the 5th round by New Jersey.

**SAM BOWIE - (1984)**
Drafted in the first round of the NBA draft by the Portland Trailblazers. Now with the New Jersey Nets. Lives in Lexington during the off-season.

**CARROLL BURCHETT - (1962)**
Division Director of Kentucky Department of Education, Office of Vocational Rehabilitation.

**BOB BURROW - (1955)**
Is currently the assistant superintendent for the Ft. Knox, Ky. schools.

**LEROY BYRD - (1986)**
Is currently playing in the "6-3 and Under" league.

**DAN CHANDLER - (1956)**
Is the vice-president of Treasure Island Resort and Casino in St. Martin. Resides in Las Vegas.

**REX CHAPMAN - (1988)**
Drafted in the 1st round of the NBA draft by the Charlotte Hornets. Currently beginning his third year with Charlotte.

**KIRK CHILES - (1972)**
Is a high school basketball coach.

**TRUMAN CLAYTOR - (1979)**
Drafted in the sixth round of the NBA draft by the Detroit Pistons. Is currently working in Toledo, Ohio.

**LARRY CONLEY - (1966)**
This member of "Rupp's Runts" now works for General Electric Credit Corporation and serves as a basketball color analyst for several television networks.

**JIMMY DAN CONNER - (1975)**
Drafted by the Virginia Squires of the old ABA. Played one year in the ABA with the Kentucky Colonels. Is currently an executive and partner with All-Pro Financial Corporation in Louisville.

**FRED COWAN - (1982)**
Drafted in the sixth round by the NBA's Houston Rockets. Is currently playing professional basketball in Japan as he pursues a career with

# SUCCESS — ACADEMIC AND ATHLETIC

the Toshiba Corporation, an electronics firm.

**HUGH COY - (1954)**
Is now a sales representative for the McKesson Drug Company in Cincinnati. He resides in Lexington.

**AL CUMMINS - (1947)**
Owns a financial planning company.

**JESS CURRY - (1956)**
Owns the Medi-Fitness Corporation in Danville, Va.

**LOUIE DAMPIER - (1967)**
After a career in the old ABA, he has entered business and is currently owner of his own audio-visual company in Louisville.

**ED DAVENDER - (1988)**
Drafted in the 3rd round by the Washington Bullets.

**MULFORD DAVIS - (1947)**
A retired school principal in Frankfort, Indiana. Recently honored by being named to the Indiana Basketball Hall of Fame.

**HARRY DENHAM - (1939)**
Now a practicing dentist in Maysville, Ky.

**RICK DREWITZ - (1974)**
Currently plant manager for Blue Grass Industries in Cynthiana, Ky.

**RAY EDELMAN - (1974)**
Is an attorney in Lawrenceburg, Ky.

**RANDY EMBRY - (1965)**
Teacher and coach at Owensboro (Ky.) Senior High School.

**BILL EVANS - (1955)**
Is currently senior vice president of Kentucky Fried Chicken Corp. in Louisville.

**MIKE FLYNN - (1975)**
Was drafted by the Indiana Pacers of the NBA and played three years with the Pacers. Is currently a bank executive in Jeffersonville, Ind.

**CHRIS GETTELFINGER - (1981)**
Is now supervisor of oil and gas leases in Tennessee for the Kelso Oil Company.

**JACK GIVENS - (1978)**
Drafted in the first round of the NBA draft by the Atlanta Hawks and played two years in Atlanta. Currently color commentator for the TV network of the NBA's Orlando Magic.

**PHIL GRAWEMEYER - (1956)**
Is now a real estate developer in Louisville.

**KEVIN GREVEY - (1975)**
Drafted in the first round of the NBA draft by the Washington Bullets. Played several years there before moving on to Milwaukee to play with the Bucks. Currently operates "Grevey's" a popular restaurant in Washington, D.C.

**PETE GRIGSBY - (1954)**
Is now the assistant superintendent of Floyd County Schools in Prestonsburg, Ky.

**ALEX GROZA - (1949)**
This member of the "Fabulous Five" is an executive with the Reynolds Company in Lexington.

**BOB GUYETTE - (1975)**
Drafted in the third round by the NBA's Kansas City Kings. Played several years of professional basketball in Spain. Returned to UK and received a degree in dentistry. Finished Medical School at Alabama.

**CLIFF HAGAN - (1954)**
Spent several years in the NBA after graduation. Served as Athletics Director at UK from 1975-1988.

**JERRY HALE - (1975)**
Is currently manager of employee relations with National Mines Corporation in Lexington.

**ROGER HARDEN - (1986)**
Was drafted in the fifth round by the NBA's Los Angeles Lakers.

**MERION HASKINS - (1977)**
Is currently traveling throughout the world as an international buyer for the R.J. Reynolds Tobacco Company. He lives in Richmond, Va.

**VERNON HATTON - (1958)**
Is currently a realtor and auctioneer in Lexington.

**TOM HEITZ - (1984)**
Drafted in the eighth round of the NBA draft by the Indiana Pacers. Is currently working in the commodities markets in Lexington and Chicago.

**JOE HOLLAND - (1948)**
Owns two automobile dealerships, L.R. Cooke in Lexington and Holland Chevrolet in Charleston, W. Va.

**JOEY HOLLAND - (1973)**
Is currently the general sales manager for his father's car dealership, Holland Chevrolet, in Charleston, W. Va.

**DERRICK HORD - (1983)**
Drafted in the third round of the NBA draft by the Cleveland Cavaliers. Is currently working for Valvoline Oil Co. in Pittsburgh.

**HAROLD HURST - (1956)**
Is a real estate agent and broker in Stanton, Ky.

**CHARLES HURT - (1983)**
Drafted in the sixth round of the NBA draft by the Milwaukee Bucks. Is currently serving in the armed forces.

**DAN ISSEL - (1970)**
Recently named assistant to the president of the Denver Nuggets. Completed an illustrious career with the NBA team four years ago and had been in the thoroughbred business in Versailles.

**LARRY JOHNSON - (1977)**
Drafted in the second round of the NBA draft by the Buffalo Braves (now the San Diego Clippers) and played one season with the Braves. Is now a player/coach in professional basketball league in Japan as he pursues a career with the Panasonic Corporation.

**WALLACE "WAH WAH" JONES - (1949)**
This member of the "Fabulous Five" currently owns and operates several businesses in Lexington.

**JIM JORDAN - (1948)**
Is a recently-retired attorney in Chester, W.Va.

**JAMES LEE- (1978)**
Drafted in the 2nd round by the Seattle Supersonics. After bouncing around the pro leagues, is currently working for United Parcel Service in Louisville.

**JIM LEMASTER - (1968)**
Currently an attorney and state representative from Paris, Ky.

**BILL LICKERT - (1961)**
Currently treasurer of Mason and Hanger - Silas Mason Co.

**JIM LINE - (1950)**
Currently a consulting engineer in Russell, Kansas.

**STEVE LOCHMUELLER - (1975)**
Currently Market Manager for Cellular One in Lexington, as well as local thoroughbred interests.

**ROB LOCK - (1988)**
Drafted in the 3rd round by the L.A. Clippers. Signed with a professional team in Italy. Played the last half off 1988-89 with the Clippers. Currently playing back in Italy.

**RONNIE LYONS - (1974)**
Is currently employed by IBM in Lexington.

**KYLE MACY - (1980)**
Received two degrees from UK - in business and in education - as a 1979 Academic All-American. Drafted in the first round of the NBA draft by the Phoenix Suns. After several years in Phoenix, Macy was traded to the Chicago Bulls, then to the Indiana Pacers. Lives in Lexington in the off-season and conducts a highly-successful summer basketball camp. Currently he is playing in Italy.

# SUCCESS — ACADEMIC AND ATHLETIC

**JIM MASTER - (1984)**
Drafted in the sixth round of the NBA draft by the Atlanta Hawks. Is currently working in a banking firm in Lexington.

**DIRK MINNIEFIELD - (1983)**
Drafted in the second round of the NBA draft by the Dallas Mavericks. Played for several NBA teams until 1987. Currently living in Lexington.

**TERRY MOBLEY - (1965)**
Is currently the director of development at the University of Kentucky.

**COTTON NASH - (1964)**
Owns a real estate and investment company in Lexington.

**C.M. NEWTON - (1952)**
A successful coach with over 500 victories, Newton is now the University of Kentucky Athletics Director.

**CLYDE PARKER - (1943)**
A successful dentist in Evansville, Ind.

**JACK PARKINSON - (1948)**
Owns a plumbing supply business.

**DICK PARSONS - (1961)**
Spent several years as an assistant basketball coach at the University of Kentucky. Is currently the director of deferred giving at UK.

**MIKE PHILLIPS - (1978)**
Drafted in the second round of the NBA draft by the Seattle Supersonics. Is currently playing professional basketball in Spain.

**TOMMY PORTER - (1968)**
Is currently a dentist in Hopkinsville.

**LARRY PURSIFUL - (1962)**
Owns shoe stores in Elizabethtown and Louisville.

**MIKE PRATT - (1970)**
Currently is a scout for the Charlotte Hornets and doing the color commentary for the Hornets on WCCB TV-18.

**LINVILLE PUCKETT - (1956)**
Is now with Lexington Paddock Fencing Company in Lexington.

**FRANK RAMSEY - (1954)**
Is a highly-successful Western Kentucky businessman. Owns several banks and farms.

**LLOYD RAMSEY - (1942)**
Now a doctor in Nashville, Tenn.

**PAT RILEY - (1967)**
Drafted in the first round by San Diego. Coached the NBA'S Los Angeles Lakers to four NBA titles. Currently with NBC.



**RICK ROBEY - (1978)**
Drafted in the first round of the NBA draft by the Indiana Pacers. Currently is in private business in Lexington.

**KENNY ROLLINS - (1948)**
This member of the "Fabulous Five" currently works as a supervisor for a national container company in Lexington .

**GAYLE ROSE - (1955)**
Is now a pharmacist in Olive Hill, Ky.

**WILLIE ROUSE - (1954)**
Is currently the president of First Security Bank and Trust Co., the largest bank in Lexington.

***C.M. Newton received both a Bachelor's and Master's Degree from Kentucky. He went on to a successful coaching career at Transylvania, Alabama and Vanderbilt before becoming Kentucky's Athletics Director in 1989.***

**JAY SHIDLER - (1980)**
Recently returned and finished his degree at the University of Kentucky. Is currently working in Lexington.

**ADRIAN SMITH - (1958)**
Gold Medal winner in 1960 Olympic Games. NBA All-Star game MVP in 1966. Now an executive for Central Trust Bank in Cincinnati.

**G.J. SMITH - (1975)**
Is currently teaching and coaching at Laurel County High School in London, Ky.

**BILL SPIVEY - (1951)**
Operates a catering business in the Daytona Beach, Fla., area.

**VINCENT D. SPLANE - (1942)**
A retired dentist in Middleburg, Fla.

**CARL STAKER - (1942)**
Now a consulting engineer in Lyndhurst, Ohio.

**LARRY STAMPER - (1973)**
Is currently teaching at Morgan County High School in West Liberty, Ky.

**GENE STEWART - (1967)**
Is currently a circuit court judge in Brookville, Indiana.

**LOU TSIOROPOULOS - (1954)**
Principal of Carrithers Middle School in Louisville.

**MELVIN TURPIN - (1984)**
Drafted in the first round of the NBA draft by the Washington Bullets, then traded to the Cleveland Cavaliers, now playing in Spain.

**CHUCK VERDERBER - (1982)**
Drafted in the seventh round of the NBA draft by the Chicago Bulls. Is now practicing dentistry in Illinois.

**KENNY WALKER - (1986)**
Drafted in the first round of the NBA draft by the New York Knicks and is currently in his four year with the Knicks. Won the NBA's Slam Dunk Title in 1989.

**LAVON WILLIAMS - (1980)**
Drafted in the fifth round of the NBA draft by the Cleveland Cavaliers. Played one year of professional basketball in Italy. Currently living in Lexington, practicing his art.

**Note:** We appreciate corrections and additions to the above listings. Simply send them to: Chris Cameron, UK Sports Information, Memorial Coliseum, Lexington, KY. 40506. Or call (606) 257-3838.

# WILDCAT LETTERMEN



John Adams



Jim Andrews



Scotty Baesler



Dickey Beal



Ralph Beard

## A

Allan Abramson (Mgr.) (44)
John Adams (63, 64, 65)
Don Adkins (Mgr.) (74, 75)
Earl Adkins (55, 57, 58)
Paul Adkins (21, 22)
Marvin Akers (41, 42, 43)
Charles Alberts (25, 26)
Charles Aleksinas (78)
Ermal Allen (40, 41, 42)
Ed Allin (45)
Carl Althaus (43)
H.M. Amoss (04)
Dwight Anderson (79)
Milerd Anderson (34, 35, 36)
Jim Andrews (71, 72, 73)
Paul Andrews (84, 85, 86, 87)
Lee Andrus (03, 04)
Phil Argento (67, 68, 69)
R.H. Arnett (04)
Jay Atkerson (Mgr.) (57, 58, 59)
Randy Azbill (Mgr.) (84, 85)

## B

H.A. Babb (Mgr.) (11)
Adrian Back (42)
Stanley Baer (05, 06, 07)
Scotty Baesler (62, 63)
Mike Ballenger (82)
R.C. Barbee (06, 07, 08, 09)
Cliff Barker (47, 48, 49)
Bill Barlow (43)
B. Barnett (11, 12, 13)
Dale Barnstable (47, 48, 49, 50)
Bobby Barton (Mgr.) (67)
Arthur Bash (18)
Dickey Beal (81, 82, 83, 84)
Ralph Beard (46, 47, 48, 49)
Bret Bearup (81, 83, 84, 85)
Ed Beck (56, 57, 58)
Cecil Bell (31)
Winston Bennett (84, 85, 86, 88)
Cliff Berger (66, 67, 68)
Henry Besuden (26)
Bill Bibb (54)
Arthur Bicknell (40)
Doug Billips (Mgr.) (69, 70)
Jerry Bird (54, 55, 56)
J. Blackmon (84, 85, 86, 87)
Crittenden Blair (34)
Harry Bliss (35)
Ralph Boren (24)
Brad Bounds (66, 67)
Sam Bowie (80, 81, 84)
Nehemiah Braddy (90)
Bob Brannum (44, 47)
Jeff Brassow (90)
D.P. Branson (05, 06)
Wayne Breeden (Mgr.) (83)
John Brewer (55, 56, 57)
Leo Brewer (08)
Melvin Brewer (41, 42, 43)
G.C. Bridges (10)
Jake Bronston (30, 31)
Steve Bruce (87)
T.R. Bryant (05, 06, 07)
Nathanial Buis (44)
Carey Burchett (Mgr.) (34)
Carroll Burchett (60, 61, 62)
L.S. Burhham (19, 20, 22, 23)
Bob Burrow (55, 56)
Bill Busey (68)
Kirk Byars (Mgr.) (63)
Leroy Byrd (84, 85, 86)

## C

Gerry Calvert (55, 56, 57)
George Campbell (Mgr.) (35)
Kenton Campbell (45, 46)
Patrick Campbell (17, 18)
Burgess Carey (25, 26)
Ralph Carlisle (35, 36, 37)
Armiel Carman (Mgr.) (16)
Dwane Casey (76, 77, 78, 79)
Mike Casey (68, 69, 71)
Billy Ray Cassady (56, 57, 58)
J.S. Chambers (Mgr.) (09)
Rex Chapman (87, 88)
Truman Claytor (76, 77, 78, 79)
Steve Clevenger (66, 67, 68)
Marion Cluggish (38, 39, 40)
Bennie Coffman (59, 60)
Sid Cohen (59, 60)
L. Collinsworth (56, 57, 58)
Carl Combs (40)
Cecil Combs (28, 29, 30)
Charles Combs (38)
Larry Conley (64, 65, 66)
Jimmy Dan Conner (73, 74, 75)
Joe Coons (05)
Anthony Cooper (90)
Fred Cowan (78, 79, 80, 81)
Johnny Cox (57, 58, 59)
Hugh Coy (54)
John Crigler (56, 57, 58)
George Critz (64)
Larry Crosby (Mgr.) (65)
John S. Crosthwaite (10)
Albert Cummins (47)
Fred Curtis (37, 38, 39)

## D

Louie Dampier (65, 66, 67)
Darrell Darby (31, 32, 33)
Howard Dardeen (59)
Ed Davender (85, 86, 87, 88)
Berkley Davis (34)
Bruce Davis (36)
Johnathon Davis (89, 90)
Mulford Davis (43, 46, 47)
Robert Davis (37)
William Davis (33, 34)
David Deaton (Mgr.) (89)
Ted Deeken (62, 63, 64)
Claire Dees (27, 28, 29)
John DeMoisey (32, 33, 34)
Truit DeMoisey (44)
Harry Denham (39)
Jim Dinwiddie (69, 70, 71)
J.A. Dishman (18, 19)
A.L. Dolan (06)
Mike Dolan (Mgr.) (52, 54)
Warfield Donohue (35, 36, 37)
H.H. Downing (08)
Pat Doyle (63)
Rick Drewitz (72, 73, 74)
Hunter Durham (Mgr.) (61, 62)
James Durham (45)

## E

Ray Edelman (72, 73, 74)
Leroy Edwards (35)
Russell Ellington (35, 36)
LeRon Ellis (88, 89)
Randy Embry (63, 64, 65)
Kenneth England (41, 42)
Bill Evans (52, 54, 55)
William Evans (Mgr.) (42)
J.C. Everett (19, 20)

## F

H.L. Farmer (12, 13)
Richie Farmer (89, 90)
Keith Farnsely (39, 40, 41)
J.B. Faulconer (Mgr.) (39)
Allen Feldhaus (60, 61, 62)
Deron Feldhaus (89, 90)
John Ferguson (Mgr.) (71)
Fred Fest (23)
Garrett Fitzpatrick (Mgr.) (41)
George Fletcher (Mgr.) (80, 81)
Chigger Flynn (Mgr.) (56)
Mike Flynn (73, 74, 75)
Bob Fowler (76)
W.C. Fox (07, 08, 09)

## G

J.H. Gaiser (10, 11, 12)
Gary Gamble (66, 67, 68)
Kenneth Gayheart (Mgr.) (90)
Robert Gayheart (Mgr.) (89)
Chris Gettelfinger (80, 81)
Elmer Gilb (29)



Winston Bennett



Sam Bowie



Dwane Casey



Larry Conley



Jimmy Dan Conner

# WILDCAT LETTERMEN



Louie Dampier



Allen Feldhaus



Mike Flynn



Bob Guyette



Merion Haskins

Jeff Ginnan (89)
Jack Givens (75, 76, 77, 78)
Max Glickman (18)
James Goforth (35, 36, 37)
James Goodman (38, 39)
Phil Grawemeyer (54, 55, 56)
Kevin Grevey (73, 74, 75)
William Griffin (Mgr.) (29)
Alex Groza (45, 47, 48, 49)
George Gumbert (14, 15, 16)
Bob Guyette (73, 74, 75)
J. White Guyn (04)

## H

Cliff Hagan (51, 52, 54)
Joseph Hagan (36, 37, 38)
Jerry Hale (73, 74, 75)
Dan Hall (75)
Reggie Hanson (88, 89, 90)
Roger Harden (83, 84, 85, 86)
Philip Haring (Mgr.) (36, 38)
Sam Harper (63, 64)
Tom Harper (64)
Carson Harreld (Mgr.) (65, 66)
W.C. Harrison (11, 12)
D.W. Hart (11, 12, 16)
Merion Haskins (75, 76, 77)
Vernon Hatton (56, 57, 58)
Basil Hayden (20, 21, 22)
Elmo Head (37, 38, 39)
Tom Heitz (80, 82, 83, 84)
G. Foster Helm (25, 27)
J.H. Herman (06)
Walter Hirsch (49, 51)
Walter Hodge (37)
Joe Holland (46, 47, 48)
Joey Holland (76)
Kent Hollenbeck (70, 71, 72)
Derrick Hord (80, 81, 82, 83)
Dick Howe (57, 58)
Lee Huber (39, 40, 41)
C.T. Hughes (24, 25)
Lowell Hughes (58, 59)
Harry Hurd (62)
Charles Hurt (80, 81, 82, 83)

## I

R.Y. Ireland (Mgr.) (16, 17)
Charles Ishmael (63, 64)
Dan Issel (68, 69, 70)

## J

Ralph Jackowski (38)
Thad Jaracz (66, 67, 68)
Irvine Jeffries (28)
Cedric Jenkins (85, 86, 87, 88)
Paul Jenkins (26, 27, 28)
Ned Jennings (59, 60, 61)
Herbert Jerome (34)
Ellis Johnson (31, 32, 33)
Larry Johnson (74, 75, 76, 77)
Phil Johnson (56, 58, 59)
Walter Johnson (44)
Chris Jones (89)
Wallace Jones (46, 47, 48, 49)
James Jordan (47, 48)

## K

. . . Kelly (05)
William P. Kemper (Mgr.) (05)
Ron Kennett (64)
Stan Key (70, 71, 72)
Jeff Kidder (Mgr.) (89)
James King (40, 41, 42)
William King (21, 22, 24)
A.M. Kirby (07)
William Kleiser (32)
Edwin Knadler (27)
Howard Kreuter (32, 33)
Tommy Kron (64, 65, 66)

## L

Art Laib (68)
Ed Lander (43)
Bo Lanter (80, 81, 82)
Phil Latham (Trn.) (74, 75)
Bob Lavin (20, 21, 22)
Dave Lawrence (33, 34, 35)
Roger Layne (51)
James Lee (75, 76, 77, 78)
Ken Lehkamp (Mgr.) (56, 57)
Jim LeMaster (66, 67, 68)
Larry Lentz (66)
Morris Levin (Mgr.) (31)
Garland Lewis (34, 35, 36)
Bill Lickert (59, 60, 61)
James Line (47, 48, 49, 50)
Shelby Linville (50, 51, 52)
Ercel Little (32)
Steve Lochmueller (73, 74)
Robert Lock (85, 86, 87, 88)
Ronnie Lyons (72, 73, 74)

## M

Kyle Macy (78, 79, 80)
Richard Madison (85, 86, 87, 88)
Eric Manuel (88)
F.L. Marx (10, 11)
B.G. Marsh (18)
Jim Master (81, 82, 83, 84)
James Mathewson (42)
Charles Maxson (Mgr.) (33)
Jack May (Mgr.) (35, 36)
John McAdam (Mgr.) (70)
Paul McBrayer (28, 29, 30)
Bob McCowan (69, 72)
Jim McDonald (60, 61, 62)
James McFarland (24, 25, 26)
Skip McGaw (90)
Lawrence McGinnis (28, 29, 30)
Louis McGinnis (29, 30, 31)
James McIntosh (37)
Troy McKinley (82, 83, 84, 85)
J. McKinney (Mgr.) (36, 37)
C.F. Meadors (12)
Hub Metry (Mgr.) (64, 65)
Derrick Miller (87, 88, 89, 90)
Chris Mills (89)
Don Mills (58, 59, 60)
Ray Mills (55, 56, 57)
Terry Mills (69, 70, 71)
Stanley Milward (28, 29, 30)
Will Milward (24, 25)
Dirk Minniefield (80, 81, 82, 83)
Terry Mobley (63, 64, 65)
Gayle Mohney (26)
Bob Moore (Mgr.) (50, 51, 52)
Eric Moore (Mgr.) (89)
Ralph Morgan (13, 14, 15)
Jeff Morrow (Mgr.) (89, 90)
Tom Moseley (44)

## N

Cotton Nash (62, 63, 64)
Alonzo Nelson (45)
Roger Newman (61)
C.M. Newton (51)
Tommy Nichols (36)
Paul Noel (43)
Randy Noll (70)

## O

Dan Omlar (Mgr.) (64)
Bernard Opper (37, 38, 39)
Hays Owens (28, 29, 30)

## P

Harold Park (Mgr.) (45)
James Park (14)
Michael Parks (90)
Clyde Parker (43)
Ed Parker (Mgr.) (19)



Steve Lochmueller



James Lee



Ronnie Lyons



Jim Master



Cotton Nash

# WILDCAT LETTERMEN



C.M. Newton



Larry Pursiful



Frank Ramsey



Pat Riley



Willie Rouse

J. Ed Parker (45, 46, 47)
Tom Parker (70, 71, 72)
Jack Parkinson (44, 45, 46, 48)
Dick Parsons (59, 60, 61)
Tom Payne (71)
Bart Peak (17)
Leonard Pearson (50)
John Pelphrey (89, 90)
Doug Pendygraft (62)
E.S. Penick (43)
Dan Perry (72)
George Perry (54)
Mike Phillips (75, 76, 77, 78)
Frank Phipps (27)
Wayne Plummer (09)
Randy Pool (68, 69)
Tommy Porter (66, 67, 68)
Shelby Post (08, 09)
Sam Potter (34)
William Poynz (21, 23)
Mike Pratt (68, 69, 70)
R.C. Preston (11, 12, 13, 14)
Linville Puckett (54)
Larry Pursiful (60, 61, 62)

## R

Frank Ramsey (51, 52, 54)
Lloyd Ramsey (41, 42)
Tripp Ramsey (Mgr.) (76, 77)
Robert Reynolds (32)
A.T. Rice (23, 24)
S.H. Ridgeway (20, 21)
Carl Riefkin (23, 24)
Pat Riley (65, 66, 67)
R.N. Roark (04)
Roy Roberts (62, 63)
Rick Robey (75, 76, 77, 78)
Al Robinson (59)
William "Doc" Rodes (17)
William Rodes (09, 10)
Karl Rohs (25)
Don Rolfes (63)
Kenneth Rollins (43, 47, 48)
Van Buren Ropke (27)
Gayle Rose (52, 54, 55)
Harold Ross (56, 57, 58)
Ben Roth (Mgr.) (15)
Layton Rouse (38, 39, 40)
Willie Rouse (54)
Herky Rupp (62)

## S

Forest Sale (31, 32, 33)
Charles Schrader (14, 17)
Wilber Schu (44, 45, 46)
Herschel Scott (13, 14, 15)
Mike Scott (87, 88, 89)
Jim Server (15, 16)
Evan Settle (33, 34)
A.P. Shanklin (18)
Shelby Shanklin (08)
James Sharpe (27)
Jay Shidler (77, 78, 79, 80)
Terry Shigg (87)
Glenn Sims (Mgr.) (73)
George Skinner (33)
Bobby Slusher (59)
Adrian Smith (57, 58)
Bill Smith (56, 57, 58)
G.J. Smith (73, 74, 75)
G.K. Smith (21, 23)
Mark Soderberg (70)
Carey Spicer (29, 30, 31)
Bill Spivey (50, 51)
Vincent Splane (42)
Carl Staker (40, 41, 42)
Larry Stamper (71, 72, 73)
Larry Steele (69, 70, 71)
Tim Stephens (77, 78)
Gene Stewart (67)
Bobby Stilz (67)
C.P. St. John (04)
N. Stone (08)
John Stough (45, 48)
Guy Strong (50)
William Sturgill (45, 46)
Don Sullivan (Mgr.) (78, 79)
Bill Surface (Mgr.) (55)
Sean Sutton (88, 89)

## T

Bob Talent (66)
Spencer Tatum (Mgr.) (89, 90)
Bob Taylor (35)
Alan Theobald (Mgr.) (68)
H.C. Thomas (18, 19)
Irving Thomas (86, 87)
Roger Thomas (Mgr.) (82, 83)
Homer Thompson (37, 38, 39)
Tommy Thompson (Mgr.) (60)
Milton Ticco (41, 42, 43)
E.J. Tierney (35)
Clarence Tillman (79)
Jack Tingle (44, 45, 46, 47)
Garland Townes (50)
Bill Trott (31)
Lou Tsioropoulos (51, 52, 54)
Jack Tucker (33, 34, 35)
Melvin Turpin (81, 82, 83, 84)
Paul Turrell (35)
William P. Tuttle (12, 13, 14, 15)

## U

Eiki Umezaki (Mgr.) (89)
Lovell Underwood (24, 25, 26)

## V

Arthur Vastin (18)
C. Verderber (79, 80, 81, 82)
George Vulich (44, 45)

## W

J. Rice Walker (36, 37, 38)
Kenny Walker (83, 84, 85, 86)
Reggie Warford (76)
L.B. Waters (05)
Robert Watson (50, 51, 52)
A.J. Weisenberger (11, 13)
Wylie B. Wendt (06)
Leo Wenkley (Mgt.) (30)
Clint Wheeler (71)
Lucian Whitaker (50, 51, 52)
Waller White (40, 41, 42)
Don Whitehead (44)
E. Wiheling (21)
W.G. Wilkinson (23)
LaVon Williams (77, 78, 79, 80)
Maury Wilson (06, 07, 08)
W.C. Wilson (13)
Phil Whitt (Trn.) (77)
Sean Woods (90)
Charles Worthington (31, 32)
H.J. Wurtele (04)

## Y

George Yates (30, 31, 33)
H. Yessin (Mgr.) (46, 47, 48, 49)
Rudy Yessin (44)

## Z

George Zerfoss (16, 18)
Karl Zerfoss (13, 15, 16)
Tom Zerfoss (14)
Todd Ziegler (85, 86)



Rick Robey



Larry Stamper



Larry Steele



Lou Tsioropoulos



Melvin Turpin

# CATS IN THE PROS

***Former Kentucky Wildcats***
***Drafted By The NBA***

| Player | Round/Year | Drafting Team | Current Team |
|---|---|---|---|
| Jack Tingle | 1st, 1947 | Washington | |
| Kenny Rollins | 1st, 1948 | Chicago | |
| Alex Groza | 1st, 1949 | Indianapolis | |
| Cliff Barker | 1st, 1949 | Indianapolis | |
| Ralph Beard | 1st, 1949 | Chicago | |
| Wallace Jones | 1st, 1949 | Washington | |
| Dale Barnstable | 7th, 1950 | Boston | |
| Bobby Watson | 10th, 1952 | Milwaukee | |
| Cliff Hagan | 3rd, 1953 | Boston | |
| Frank Ramsey | 1st, 1953 | Boston | |
| Bob Burrow | 2nd, 1956 | Rochester | |
| Jerry Bird | 3rd, 1956 | Minneapolis | |
| Phil Grawemeyer | 3rd, 1956 | Minneapolis | |
| Vernon Hatton | 2nd, 1958 | Cincinnati | |
| Johnny Cox | 4th, 1958 | New York | |
| Adrian Smith | 15th, 1958 | Cincinnati | |
| Bennie Coffman | 7th, 1960 | Syracuse | |
| Don Mills | 18th, 1960 | Cincinnati | |
| Sid Cohen | 4th, 1960 | Boston | |
| Roger Newman | 7th, 1961 | Syracuse | |
| Ned Jennings | 13th, 1961 | New York | |
| Larry Pursiful | 8th, 1962 | Chicago | |
| Cotton Nash | 2nd, 1964 | Los Angeles | |
| Tommy Kron | 3rd, 1966 | St. Louis | |
| Pat Riley | 1st, 1967 | San Diego | |
| Louie Dampier | 4th, 1967 | Cincinnati | |
| Cliff Berger | 9th, 1968 | Milwaukee | |
| Phil Argento | 10th, 1969 | Los Angeles | |
| Dan Issel | 8th, 1970 | Detroit | |
| Mike Casey | 8th, 1970 | Chicago | |
| Tom Payne | 1st, 1971 | Atlanta | |
| Larry Steele | 3rd, 1971 | Portland | |
| Jim Dinwiddie | 10th, 1971 | Philadelphia | |
| Tom Parker | 6th, 1972 | Cleveland | |
| Kent Hollenbeck | 10th, 1972 | Detroit | |
| Jim Andrews | 7th, 1973 | Seattle | |
| Kevin Grevey | 1st, 1975 | Washington | |
| Jimmy Dan Conner | 2nd, 1975 | Phoenix | |
| Bob Guyette | 3rd, 1975 | Kansas City-Omaha | |
| Mike Flynn | 7th, 1975 | Philadelphia | |
| Larry Johnson | 2nd, 1977 | Buffalo | |
| Rick Robey | 1st, 1978 | Indiana | |
| Jack Givens | 1st, 1978 | Atlanta | |
| James Lee | 2nd, 1978 | Seattle | |
| Mike Phillips | 3rd, 1978 | New Jersey | |
| Kyle Macy | 1st, 1979 | Phoenix | Europe(1) |
| Truman Claytor | 6th, 1979 | Detroit | |
| LaVon Williams | 5th, 1980 | Cleveland | |
| Jay Shidler | 9th, 1980 | Chicago | |
| Fred Cowan | 6th, 1981 | Houston | |
| Chuck Verderber | 7th, 1982 | Chicago | |
| Dirk Minniefield | 2nd, 1983 | Dallas | |
| Derrick Hord | 4th, 1983 | Cleveland | |
| Charles Hurt | 6th, 1983 | Milwaukee | |
| Dickey Beal | 4th, 1984 | Atlanta | |
| Sam Bowie• | 1st, 1984 | Portland | New Jersey |
| Jim Master | 6th, 1984 | Atlanta | |
| Melvin Turpin• | 1st, 1984 | Washington | Washington |
| Kenny Walker• | 1st, 1986 | New York | New York |
| Roger Harden | 5th, 1986 | Los Angeles | |
| James Blackmon | 5th, 1987 | New Jersey | |
| Rex Chapman• | 1st, 1988 | Charlotte | Charlotte |
| Rob Lock | 3rd, 1988 | LA Clippers | Europe(2) |
| Ed Davender | 3rd, 1988 | Washington | |
| Winston Bennett• | 3rd, 1988 | Cleveland | Cleveland |

•Active NBA Players
(1) Benotton Treviso of the Italian League
(2) Annabella Pavia of the Italian League



*REX CHAPMAN*
*CHARLOTTE*
*HORNETS*



*WINSTON BENNETT*
*CLEVELAND*
*CAVALIERS*

# BIGGEST GAMES

### KENTUCKY 20, GEORGIA 19
March 1, 1921

ATLANTA — Bill King's free-throw with no time left on the clock lifted the Wildcats to the SIAA Championship.

| | | | | |
|---|---|---|---|---|
| Georgia | 8 | 11 | — | 19 |
| Kentucky | 7 | 13 | — | 20 |

### KENTUCKY 28, CINCINNATI 23
December 13, 1924

LEXINGTON — James McFarland scored 10 points and the Wildcats defeated the Bearcats in the first game ever played at Alumni Gym.

| | | | | |
|---|---|---|---|---|
| Cincinnati | 9 | 14 | — | 23 |
| Kentucky | 13 | 15 | — | 28 |

### KENTUCKY 67, GEORGETOWN COLLEGE 19
December 18, 1930

LEXINGTON — The Wildcats pounded the Tigers in Adolph Rupp's debut as coach at Kentucky.

| | | | | |
|---|---|---|---|---|
| Georgetown College | 9 | 10 | — | 19 |
| Kentucky | 38 | 29 | — | 67 |

### KENTUCKY 35, MARQUETTE 33
February 14, 1938

LEXINGTON — Cliff Hagan's 48-foot shot with 12 seconds left lifted the Wildcats over the Warriors. After the game, Gov. Chandler pounded a nail into the floor to mark the spot.

| | | | | |
|---|---|---|---|---|
| Marquette | 18 | 15 | — | 33 |
| Kentucky | 18 | 17 | — | 35 |

### KENTUCKY 60, NOTRE DAME 55
January 23, 1943

LEXINGTON — Marvin Akers and Melvin Ticco combined for 33 points as the Wildcats beat the Fighting Irish for the first time in school history.

| | | | | |
|---|---|---|---|---|
| Notre Dame | 33 | 22 | — | 55 |
| Kentucky | 27 | 33 | — | 60 |

### KENTUCKY 46, RHODE ISLAND 45
March 20, 1946

NEW YORK — Ralph Beard's free throw with 40 seconds left lifted the Wildcats to their first NIT title.

| | | | | |
|---|---|---|---|---|
| Kentucky | 26 | 20 | — | 46 |
| Rhode Island | 27 | 18 | — | 45 |

### UTAH 49, KENTUCKY 45
March 24, 1947

NEW YORK — Wat Misaka, a 5-8 center, held high-scoring Ralph Beard to two points and the Utes won the NIT championship.

| | | | | |
|---|---|---|---|---|
| Kentucky | 21 | 24 | — | 45 |
| Utah State | 27 | 22 | — | 49 |

### KENTUCKY 73, WEST TEXAS STATE 43
December 1, 1950

LEXINGTON — The Wildcats made the first game ever played in Memorial Coliseum a memorable one as they routed the Buffaloes.

| | | | | |
|---|---|---|---|---|
| West Texas State | 24 | 19 | — | 43 |
| Kentucky | 47 | 26 | — | 73 |

### GEORGIA TECH 59, KENTUCKY 58
January 8, 1955

LEXINGTON — Joe Helms' 12-foot jump shot with 12 seconds left ended the Wildcats' 129-game home winning streak.

| | | | | |
|---|---|---|---|---|
| Georgia Tech | 26 | 33 | — | 59 |
| Kentucky | 23 | 35 | — | 58 |

### KENTUCKY 85, TEMPLE 83 (3 OT)
December 7, 1957

LEXINGTON — The longest game in UK history proved fruitful for the Wildcats as Vern Hatton scored UK's final six points to edge the Owls.

| | | | | | | | |
|---|---|---|---|---|---|---|---|
| Temple | 35 | 30 | 6 | 4 | 8 | — | 83 |
| Kentucky | 34 | 31 | 6 | 4 | 10 | — | 85 |

### KENTUCKY 61, TEMPLE 60
March 21, 1958

LOUISVILLE — Vern Hatton's layup with 17 seconds remaining pushed the Wildcats past the Owls and into the NCAA Championship game.

| | | | | |
|---|---|---|---|---|
| Temple | 33 | 27 | — | 60 |
| Kentucky | 33 | 28 | — | 61 |

### TEXAS WESTERN 72, KENTUCKY 65
March 19, 1966

COLLEGE PARK — Bobby Joe Hill scored 20 points and Texas Western upset the top-ranked Wildcats to win the NCAA title.

| | | | | |
|---|---|---|---|---|
| Kentucky | 28 | 37 | — | 65 |
| Texas Western | 31 | 41 | — | 72 |

# BIGGEST GAMES

### KENTUCKY 121, LSU 95
January 27, 1968

**BATON ROUGE** — Adolph Rupp became college basketball's all-time winningest coach as the Wildcats overcame a record-setting 52-point performance by LSU's Pete Maravich.

| | | | | |
|---|---|---|---|---|
| Kentucky | 54 | 67 | — | 121 |
| Louisiana State | 43 | 52 | — | 95 |

### KENTUCKY 88, GEORGIA 68
January 13, 1969

**LEXINGTON** — The Wildcats used an 18-2 burst midway through the second half to become the first school in college basketball history to win 1,000 games.

| | | | | |
|---|---|---|---|---|
| Georgia | 29 | 39 | — | 68 |
| Kentucky | 38 | 50 | — | 88 |

### KENTUCKY 90, VANDERBILT 86
February 28, 1970

**LEXINGTON** — Dan Issel became the first UK player to score 2,000 career points as the Wildcats avenged their only loss of the season.

| | | | | |
|---|---|---|---|---|
| Vanderbilt | 33 | 53 | — | 86 |
| Kentucky | 46 | 44 | — | 90 |

### FLORIDA STATE 73, KENTUCKY 54
March 18, 1972

**DAYTON** — The Seminoles won the Mideast Region title by routing the Wildcats in Adolph Rupp's final game as coach.

| | | | | |
|---|---|---|---|---|
| Kentucky | 28 | 26 | — | 54 |
| Florida State | 34 | 39 | — | 73 |

### KENTUCKY 92, INDIANA 90
March 22, 1975

**DAYTON** — The Wildcats captured the Mideast Region title by handing the Hoosiers their first loss in 34 games.

| | | | | |
|---|---|---|---|---|
| Kentucky | 44 | 48 | — | 92 |
| Indiana | 44 | 46 | — | 90 |

### UCLA 92, KENTUCKY 85
March 31, 1975

**SAN DIEGO** — Coach John Wooden closed out his coaching career by leading the Bruins to their 10th NCAA title in 12 years.

| | | | | |
|---|---|---|---|---|
| Kentucky | 40 | 45 | — | 85 |
| UCLA | 43 | 49 | — | 92 |

### KENTUCKY 94, MISSISSIPPI STATE 93 (OT)
March 8, 1976

**LEXINGTON** — Jack Givens keyed a late rally as the Wildcats outlasted the Bulldogs in the last game played at Memorial Coliseum.

| | | | | | |
|---|---|---|---|---|---|
| Mississippi State | 50 | 35 | 8 | — | 93 |
| Kentucky | 42 | 43 | 9 | — | 94 |

### KENTUCKY 72, WISCONSIN 64
November 27, 1976

**LEXINGTON** — With Adolph Rupp looking on from the stands, the Wildcats dumped the Badgers in the first game played at Rupp Arena.

| | | | | |
|---|---|---|---|---|
| Wisconsin | 24 | 40 | — | 64 |
| Kentucky | 34 | 38 | — | 72 |

### KENTUCKY 94, DUKE 88
March 27, 1978

**ST. LOUIS** — Jack Givens scored 41 points as the Wildcats captured their fifth NCAA title.

| | | | | |
|---|---|---|---|---|
| Kentucky | 45 | 49 | — | 94 |
| Duke | 38 | 50 | — | 88 |

### LOUISVILLE 80, KENTUCKY 68 (OT)
March 26, 1983

**KNOXVILLE** — The first meeting between the two teams in more than 24 years proved memorable as the Cardinals outscored the Wildcats 18-6 in overtime to advance to the Final Four.

| | | | | | |
|---|---|---|---|---|---|
| Kentucky | 37 | 25 | 6 | — | 68 |
| Louisville | 30 | 32 | 18 | — | 80 |

### KENTUCKY 65, LOUISVILLE 44
November 26, 1983

**LEXINGTON** — In the first regular-season meeting in 61 years between the two in-state rivals, the Wildcats employed a swarming defense and balanced offense to roll to victory.

| | | | | |
|---|---|---|---|---|
| Louisville | 20 | 24 | — | 44 |
| Kentucky | 35 | 30 | — | 65 |

### KENTUCKY 72, LOUISVILLE 67
March 22, 1984

**LEXINGTON** — Winston Bennett's three-point play with 13 seconds left pushed the Wildcats into the Mideast Regional Final.

| | | | | |
|---|---|---|---|---|
| Louisville | 36 | 31 | — | 67 |
| Kentucky | 32 | 40 | — | 72 |

# BIGGEST GAMES

### KENTUCKY 54, ILLINOIS 51
March 24, 1984

**LEXINGTON** — Sam Bowie scored 11 points and pulled down 14 rebounds as the Wildcats advanced to the Final Four.

| | | | | |
|---|---|---|---|---|
| Kentucky | 24 | 30 | — | 54 |
| Illinois | 22 | 29 | — | 51 |

### GEORGETOWN 53, KENTUCKY 40
March 31, 1984

**SEATTLE** — The Hoyas outscored the Wildcats 23-2 at the start of the second half on their way to the NCAA title. UK sank only three of 33 field goal attempts in the second half.

| | | | | |
|---|---|---|---|---|
| Georgetown | 22 | 31 | — | 53 |
| Kentucky | 29 | 11 | — | 40 |

### KENTUCKY 64, UNLV 61
March 16, 1985

**SALT LAKE CITY** — Kenny Walker scored 23 points and provided a key block in the final minutes as the Wildcats advanced to the West Regional final.

| | | | | |
|---|---|---|---|---|
| Kentucky | 30 | 34 | — | 64 |
| UNLV | 30 | 31 | — | 61 |

### ST. JOHN'S 86, KENTUCKY 70
March 22, 1985

**DENVER** — Having announced he would retire following the game, Coach Joe B. Hall watched as the Redmen ended the Wildcats' Final Four hopes.

| | | | | |
|---|---|---|---|---|
| Kentucky | 38 | 32 | — | 70 |
| St. John's | 39 | 47 | — | 86 |

### KENTUCKY 75, OKLAHOMA 74
February 29, 1987

**LEXINGTON** — Richard Madison's basket with eight seconds left enabled the Wildcats to upset the Sooners.

| | | | | |
|---|---|---|---|---|
| Oklahoma | 34 | 40 | — | 74 |
| Kentucky | 35 | 40 | — | 75 |

### KENTUCKY 76, OHIO 73
November 28, 1989

**LEXINGTON** — The long-awaited debut of Coach Rick Pitino and the Wildcats was worth waiting for as Reggie Hanson scored 24 points and UK held off the Bobcats.

| | | | | |
|---|---|---|---|---|
| Ohio | 30 | 43 | — | 73 |
| Kentucky | 44 | 32 | — | 76 |

### KENTUCKY 100, LSU 95
February 15, 1990

**LEXINGTON** — Described by many as one of the most exciting games ever played at Rupp Arena, the Wildcats burst out to an early lead and then held off Chris Jackson and the Tigers.

| | | | | |
|---|---|---|---|---|
| LSU | 36 | 59 | — | 95 |
| Kentucky | 48 | 52 | — | 100 |




*The Goose was golden - Jack Givens pours in 41 points to lead the Wildcats to the 1978 NCAA crown in St. Louis.*

# KENTUCKY TRADITIONS

## BLUE AND WHITE

The University of Kentucky adopted blue and white as its official colors in 1892.

Originally, however, UK students had decided on blue and light yellow prior to the Kentucky-Centre College football game on December 19, 1891.

The shade of blue, which is close to a royal blue, was chosen when a student asked the question, "What color Blue?"

At that time, Richard C. Stoll (who lettered in football at UK in 1893-94) pulled off his blue necktie and held it up.

The students then adopted that particular shade of blue.

A year later, UK students officially dropped the light yellow color for white.



*Bobbi Wilson floats through the air with the greatest of ease.*

## WILDCATS NICKNAME

The official nickname for the University of Kentucky athletics teams is "Wildcats".

The nickname became synonymous with UK shortly after a 6-2 football victory over Illinois on October 9, 1909, on the road.

Commandant Carbusier, then head of the military department at old State University, told a group of students in a chapel service following the game that the Kentucky football team had "fought like Wildcats."

Later the name Wildcats became more and more popular among UK followers as well as with members of the media.

As a result, the nickname was adopted by the University.

## WILDCAT MASCOT

The Wildcat mascot originated during the 1976-77 academic year at the University of Kentucky.

Gary Tanner was the original Wildcat, dancing and entertaining thousands of UK fans at Commonwealth Stadium and Rupp Arena during athletic events.

Today, the Wildcat mascot also attends several academic functions as well and generally serves as a friendly ambassador for the University.

## UK PEP BAND

With more than 100 members, the University of Kentucky pep band is the largest in the nation.

Clad in their recognizable blue and white striped shirts, the pep band is directed by Dale Warren.

## CHEERLEADERS HAVE A TRADITION OF THEIR OWN

Boasting three national championships from the past six years, (1985, 1987 and 1988) as well as two national runner-up trophies (1989 and 1990), the UK cheerleaders have established a tradition of excellence.

Under the direction of advisor T. Lynn Williamson, the University of Kentucky cheerleaders continue to build a strong tradition of their own.

The squad was the first ever to win back-to-back titles and also the first squad ever to win three Universal Cheerleaders Association national championships.

Williamson is assisted by former UK cheerleader Renee Mussetter.



*Cara Long, Glenn Cook, Chance Maguire and Christi Elmore entertain the crowd.*

# KENTUCKY TRADITIONS



*1990-91 UNIVERSITY OF KENTUCKY CHEERLEADERS Front Row: Wildcat Jay McChord, Christi Elmore, Jeff Todd, Cara Long; Second Row: Diane Haney, Eric Bumm, Travella Robinson, Mike Shaffney, Jim Lord, Glenn Cook, Sarah Engle; Third Row: Wendy Adams, Spencer Nash, Robert Daniel, Kelly Higgins and Tate Chalk.*

C A T S



*Left: The Wildcat mascot trains a future UK cheerleader. Below: Directed by W. Dale Warren, the UK pep band is the nation's largest, with more than 100 members.*



# ETC . . .

## PITINO POSTGAME ATTENDANCE

When UK Coach Rick Pitino decided to conduct his postgame radio show from courtside last season, he didn't know what to expect.

The first time he tried it, after the December 4 Mississippi State game, more than 5,000 fans lingered for more than 30 minutes to join Pitino for the show. By mid-season, attendance for the show was averaging 11,000. When Pitino presented the end-of-season awards during his Auburn postgame show, more than 20,000 fans were on hand.

Over the course of the season, attendance at the postgame shows averaged more than 13,000 per game. To put that in perspective, a per-game average of 13,000 would rank 24th nationally in GAME attendance, more than the average attendance figures at basketball powers such as Missouri (12,919), Georgetown (12,637), Oklahoma (10,499), Notre Dame (10,190), UCLA (9,973), N.C. State (9,823), DePaul (9,581), Duke (9,314) or Villanova (8,503).

*Wilcat fans have better things to do than listen to the opponent's starting lineup.*






*Deron Felhaus jogs to center court during team starting lineups.*



*Rick Pitino couldn't believe it when his team came from a huge deficit to defeat Tennessee at home.*



*Richard Pitino served as ballboy for his dad's team.*

## 1989-90 NATIONAL ATTENDANCE LEADERS

| | School | Average Attendance |
|---|---|---|
| 1. | Syracuse | 29,918 |
| 2. | KENTUCKY | 22,873 |
| 3. | North Carolina | 19,805 |
| 4. | Louisville | 19,348 |
| 5. | Brigham Young | 19,119 |
| 6. | Nevada-Las Vegas | 17,859 |
| 7. | Tennessee | 17,355 |
| 8. | New Mexico | 16,629 |
| 9. | LSU | 16,546 |
| 10. | Indiana | 16,071 |
| | **OTHERS OF NOTE** | |
| 13. | Kansas | 15,139 |
| 18. | Vanderbilt | 13,684 |
| 31. | Alabama | 10,658 |
| 36. | Notre Dame | 10,190 |
| 51. | Cincinnati | 9,273 |
| 54. | Auburn | 8,758 |

# UK RECORDS




CLIFF
HAGAN

# GENERAL RECORDS

## INDIVIDUAL RECORDS

### SEASON

**Most Games Played** — 39 by Alex Groza and Kenneth Rollins, 1947-48

**Most Points** — 948 by Dan Issel in 28 games, 1969-70
(REGULAR SEASON ONLY — 876 by Dan Issel in 26 games, 1969-70)
(CONFERENCE PLAY ONLY — 612 by Dan Issel in 18 games, 1969-70)

**Highest Scoring Avg.** — 33.9 by Dan Issel in 28 games, 1969-70
(REGULAR SEASON ONLY — 33.7 by Dan Issel in 26 games, 1969-70)
(CONFERENCE PLAY ONLY — 34.0 by Dan Issel in 18 games, 1969-70)

**Most Rebounds** — 567* by Bill Spivey in 34 games, 1950-51
(REGULAR SEASON ONLY — 447 by Bill Spivey in 25 games, 1950-51)
(CONFERENCE PLAY ONLY — 250 by Cliff Hagan in 14 games, 1951-52)

**Most FG Attempts** — 667 by Dan Issel in 28 games, 1969-70
(REGULAR SEASON ONLY — 614 by Dan Issel in 28 games, 1969-70)
(CONFERENCE PLAY ONLY — 433 by Dan Issel in 18 games, 1969-70)

**Most Field Goals Made** — 369 by Dan Issel in 28 games, 1969-70
(REGULAR SEASON ONLY — 339 by Dan Issel in 26 games, 1969-70)
(CONFERENCE PLAY ONLY — 239 by Dan Issel in 18 games, 1969-70)

**Most 3-point Field Goals Attempted** — 289* by Derrick Miller in 28 games, 1989-90
(REGULAR SEASON ONLY — 289* by Derrick Miller in 28 games, 1989-90)
(CONFERENCE PLAY ONLY — 168 by Derrick Miller in 18 games, 1989-90)

**Most 3-Point Field Goals Made** — 99* by Derrick Miller in 28 games, 1989-90
(REGULAR SEASON ONLY — 99* by Derrick Miller in 28 games, 1989-90)
(CONFERENCE PLAY ONLY — 57 by Derrick Miller in 18 games, 1989-90)

**Most Free Throws Attempted** — 284 by Kenny Walker in 31 games, 1984-85
(REGULAR SEASON ONLY — 259 by Dan Issel in 26 games, 1969-70)
(CONFERENCE PLAY ONLY — 182 by Kenny Walker in 18 games, 1984-85)

**Most Free Throws Made** — 218 by Kenny Walker in 31 games, 1984-85
(REGULAR SEASON ONLY — 198 by Dan Issel in 26 games, 1969-70)
(CONFERENCE PLAY ONLY — 134 by Dan Issel in 18 games, 1969-70)
(CONSECUTIVE — 40 in 10 games by Jim Master in 1981-82)

**Highest Field Goal Pct.** — 63.5 by Rick Robey in 32 games, 1977-78)
(REGULAR SEASON ONLY — 63.8 by Charles Hurt in 27 games, 1982-83)
(CONFERENCE PLAY ONLY — 64.7 by Rick Robey in 18 games, 1977-78)

**Highest Free Throw Pct.** — 91.8 by Larry Steele in 23 games (45-49), 1969-70
(REGULAR SEASON ONLY — 92.2 by Kyle Macy in 30 games, (94-101), 1979-80)
(CONFERENCE PLAY ONLY — 92.0 by Jim Master in 18 games (69-75), 1981-82)

**Most Assists** — 232 by Roger Harden in 36 games, 1985-86

### SINGLE GAME

**Most Points** — 53 by Dan Issel (Against Mississippi at Oxford, Feb. 7, 1970)

**Most Field Goals Attempted** — 42 by Bill Spivey (Against Ga. Tech., Feb. 18, 1950. Made 16)

**Most Field Goals Made** — 23 by Dan Issel (Against Mississippi at Oxford, Feb. 7, 1970)

**Consecutive Free Throws Made** — 16* by Cliff Hagan (Against Mississippi, Jan. 2, 1952)

**Highest Field Goal Percentage (Min. 10 Made)** — 1.000 by Kenny Walker (11 of 11) against Western Kentucky (NCAA) Mar. 16, 1986

**Highest Free Throw Percentage (Min. 10 Made)** — 1.000 by Louie Dampier (13 of 13 against Florida, Jan. 30, 1965, and 14 of 14 against Oregon State, Dec. 22, 1966) 11 other players have 15 — 1.000 performances. (Min. 15 made) .944 (17 of 18) by Cliff Hagan against Mississippi, Jan. 2, 1952)

**Most Rebounds** — 34* (SEC Non-conference record) by Bob Burrow (Against Temple, (II) Dec. 10,1955)
(CONFERENCE PLAY ONLY — 30 by Cotton Nash; Against Mississippi (H) Feb. 8, 1964)

**Longest Field Goal Made** — 63 feet, 7 inches by Cliff Barker (Against Vanderbilt, Feb. 26, 1949 in Alumni Gym). (Other long shots on record include 60-footer by Bo Lanter against Miss. St. in 1981-82; 53 ft. 9 in. by Ralph Beard against Tennessee in 1947-48; 53 ft. 6 in. by Linville Puckett against Miss. State in 1953-54; 48 ft. 2 in. by Red Hagan against Marquette in 1937-38); and 47-footer by Vernon Hatton against Temple on Dec. 7, 1957 which gave UK a dramatic 3 overtime win, 85-83.

**Most Assists** — 14 by Dirk Minniefield vs. Villanova (H), Dec. 4, 1982 and Dickey Beal vs. Brigham Young (N), Mar. 17, 1984

### INDIVIDUAL CAREER RECORDS VARSITY PLAY

**Most Points** — 2138 by Dan Issel in 83 games, 1968-70
(CONFERENCE PLAY ONLY — 1399 by Dan Issel in 54 games, 1968-70)

**Highest Scoring Average** — 25.7 by Dan Issel, 1968-70
(CONFERENCE PLAY ONLY 25.9 by Dan Issel in 54 games, 1969-70)

**Most Games Played** — 139 by Ralph Beard, 1945-49
(CONFERENCE PLAY ONLY — 72 by Kenny Walker, 1982-86)

**Most Consecutive Games Started** — 120 by Alex Groza, Nov. 28, 1946 to March 26, 1949
(CONFERENCE PLAY ONLY — 54 by Dan Issel and Mike Pratt, 1968-70; Jack Givens, 1975-78)

**Most Field Goals Attempted** — 1638 by Jack Givens, 1975-78
(CONFERENCE PLAY ONLY — 1059 by Dan Issel, 1968-70)

**Most Field Goals Made** — 843 by Jack Givens in 123 games, 1975-78
(CONFERENCE PLAY ONLY — 546 by Dan Issel in 54 games, 1968-70)

**Highest FG Pct.** — 59.3 by Charles Hurt in 124 games, 1980-83
(CONFERENCE PLAY ONLY — 60.8 by Melvin Turpin in 72 games, 1980-84)

**Most Free Throws Attempted** — 733 By Kenny Walker in 132 games, 1983-86
(CONFERENCE PLAY ONLY — 405 by Dan Issel in 54 games, 1968-70)

**Most Free Throws Made** — 550 by Kenny Walker in 132 games, 1983-86
(CONFERENCE PLAY ONLY — 307 by Dan Issel in 54 games, 1968-70)

**Highest FT Pct.** — 89.0 by Kyle Macy in 98 games (331-372), 1978-80
(CONFERENCE PLAY ONLY — 88.2 by Kyle Macy (224-254) in 61 games, 1978-80)

**Most Rebounds** — 1078 by Dan Issel in 83 games, 1968-70
(No Rebounds kept prior to 1950-51)
(CONFERENCE PLAY ONLY — 685 by Dan Issel in 54 games, 1968-70)

**Best Rebound Average** — 16.1 by Bob Burrow in 51 games, 1955-56

**Most Assists** — 646 by Dirk Minniefield in 123 games, 1981-83

**Most Personal Fouls** — 344 by Mike Phillips, 1975-78 (Four Seasons)
(For 3 Seasons — 294 by Pat Riley, 1965-67)

## NCAA TOURNAMENT RECORDS

**Most Appearances** — 32*** (1942, 1945, 1948, 1949, 1951, 1952, 1955, 1956, 1957, 1958, 1959, 1961, 1962, 1964, 1966, 1968, 1969, 1970, 1971, 1972, 1973, 1975, 1977, 1978, 1980, 1981, 1982, 1983, 1984, 1985, 1986, 1987)

**Most Games** — 85*

## MISCELLANEOUS RECORDS

**Season Opener Consecutive Wins** — 37
(Kentucky lost first opening game since 1926 in defeat by Va. Tech., Dec. 1, 1962)

**Consecutive Home Floor Wins** — 129*** (Jan. 4, 1943 to Jan. 8, 1955)
(First 84 wins in Alumni Gym, remainder in Memorial Coliseum. Ended by Georgia Tech, 59-58)
(CONFERENCE PLAY ONLY — 70 from Jan. 21, 1939 to Jan. 8, 1955)
(OVERALL SINCE 1943, Kentucky has been defeated on its home floor only 57 times)
(MOST LOSSES AT HOME ONE SEASON — 7 in 1966-67)

**Longest Winning Streak** — 32 (Dec. 5, 1953 to Jan. 8, 1955)

**Consecutive Conference Wins** — 51* (Jan. 28, 1950 to Jan. 8, 1955)
(Excludes tournament and non-SEC games)

**Consecutive SEC Losses** — 6 in 1988-89

**Most SEC Championships** — 36***
(12 Titles won in tournament play. Title determined by regular season play since 1951. Tied LSU 1935 and 1954, Miss. State 1962, Tennessee 1972, Alabama 1975, Tennessee 1977, Tennessee 1982)

**Consecutive SEC Championships** — 9*
(Kentucky held SEC title continuously from 1944 to 1953 when Wildcats were out of competition. The 1952 title represented UK's 6th straight regular season title and 12th win of season race since SEC organized in 1933.)

* Also Southeastern Conference Record
*** Also recognized as National Record

# GENERAL RECORDS

## TEAM RECORDS

### SEASON

**Most Games Played** — 39* in 1947-48
(REGULAR SEASON ONLY — 30* in 1946-47 and 1979-80)

**Most Wins** — 36 in 1947-48 (Won 36, Lost 3)
(REGULAR SEASON ONLY — 28* in 1947-48; Won 28, Lost 2)
(CONFERENCE PLAY ONLY — 17* in 1969-70)

**Most Losses** - 19 in 1988-89
(CONFERENCE PLAY ONLY — 10 in 1966-67 (8-10), 1988-89 (8-10)

**Fewest Wins** — 1 in 1904-05 (Won 1, Lost 4) 1903 (Won 1, Lost 2) 1904 (Won 1, Lost 4)
(FULL SEASON — 20 OR MORE GAMES — 13 in 1966-67, 1973-74 and 1988-89)

**Fewest Losses** - 0 in 1911-12 (9-0) and 1953-54 (25-0)

**Longest Win Streak** — 25 in 1953-54 (Won 25, Lost 0)
(CONFERENCE PLAY ONLY — 14 in 1950-51, 1951-52, 1965-66, 1976-77. Including playoff game, Kentucky won 15 straight in 1953-54)

**Most Consecutive Conference Wins, Conference Play** - 51* (Jan. 28, 1950- Jan. 8, 1955)

**Longest Losing Streak** — 9 (Jan. 25 to Feb. 23, 1923)
(CONFERENCE PLAY ONLY — 4 in 1966-67 and 1973-74)

**Most Points** — 2858 in 31 games, 1974-75**
(REGULAR SEASON ONLY — 2523 in 28 games, 1970-71)
(CONFERENCE PLAY ONLY — 1728* in 18 games, 1970-71)
(MOST TIMES 100 OR MORE POINTS — 15 in 1970-71)
(TWO CONSECUTIVE GAMES — 244 vs. Georgia and Tennessee, 1956)

**Fewest Points** — 19 in 3 games, 1903
(FULL SEASON, 20 OR MORE GAMES — 538 in 22 games, 1924-25)

**Greatest Average Scoring Margin** — 27.2 in 25 games, 1953-54
(INCLUDING TOURNAMENT PLAY — 29.9 in 37 games, 1946-47)
(CONFERENCE PLAY ONLY — 35.9* in 14 games, 1946-47)

**Highest Scoring Average** — 96.8* in 28 games, 1969-70
(REGULAR SEASON ONLY — 96.7 in 26 games, 1970-71)
(CONFERENCE PLAY ONLY — 96.0 in 18 games, 1970-71)

**Lowest Scoring Average** — 6.3 in 3 games, 1903

**Best Winning Percentage** — 1.000 in 1911-12 (9-0) and 1953-54 (25-0)
(CONFERENCE PLAY ONLY — 1.000 in 1932-33 (8-0) and 10 other years. Last 14-0 in 1953-54)

**Worst Season Percentage** — .187 on record 3-13 in 1926-27
(FULL SEASON — 20 OR MORE GAMES — .407 (13-19) in 1988-89)

**Most Field Goal Attempts** — 3465* in 39 games, 1947-48
(REGULAR SEASON ONLY — 2925*** in 33 games, 1947-48 [made 916])

**Most 3-point Field Goal Attempts** — 810*** in 28 games, 1989-90

**Most Field Goals Made** — 1197* in 31 games, 1974-75 (attempted 2412)
(CONFERENCE PLAY ONLY — 719* in 18 games, 1974-75)

**Most 3-point Field Goals Made** — 281* in 28 games, 1989-90

**Highest Field Goal Pct.** — 55.6* in 31 games, 1982-83
(REGULAR SEASON ONLY — 55.5 in 28 games 1982-83)
(CONFERENCE PLAY ONLY — 54.8 in 18 games, 1982-83)

**Most Free Throws Attempted** — 865 in 32 games, 1951-52
(CONFERENCE PLAY ONLY — 485* in 18 games, 1978-79)

**Most Free Throws Made** — 666 in 31 games, 1978-79
(CONFERENCE PLAY ONLY — 376* in 18 games, 1978-79)

**Highest Free Throw Pct.** — 77.6 in 31 games, 1978-79
(REGULAR SEASON ONLY — 78.1 in 26 games, 1978-79)

**Most Personal Fouls** — 767 in 31 games, 1974-75

**Fewest Personal Fouls** — 307 in 26 games, 1944-45

**Most Points Allowed** — 2461 in 28 games, 1989-90
(REGULAR SEASON ONLY — 2461 in 28 games, 1989-90)

**Fewest Points Allowed** — (9 game min.)-137 in 9 games, 1911-12
(CONFERENCE PLAY ONLY — 182* in 8 games, 1934-35)

**Most Rebounds** — 2109* in 34 games, 1950-51
(REGULAR SEASON ONLY — 1600 in 25 games, 1950-51)

**Best Rebound Average** — 64.6* in 25 games, 1953-54

**Most Wins in Conference** — 17* in 1969-70 and in 1985-86

### SINGLE GAME

**Most Points** — 143* (Kentucky 143, Georgia 66, Feb. 27, 1956)
(CONFERENCE PLAY ONLY — Same)
(NON-CONFERENCE — 126 (Kentucky 126 vs. South Carolina 81, Dec. 10, 1979)

**Most Points, Both Teams** — 245 (Kansas 150 vs. Kentucky 95 at Lawrence, Dec. 9, 1989)
(CONFERENCE PLAY ONLY — 226 [Kentucky 121 vs. LSU 105, Feb. 21, 1970])

**Most Points, Home Floor** — 126 (Kentucky 126 vs. South Carolina 81, Dec. 10, 1979)

**Most Points, Opponent's Floor** — 121 (Kentucky 121 vs. LSU 66, Jan. 27, 1968; Kentucky 121 vs. LSU 105, Feb. 21, 1970)

**Most Points, Neutral Court** — 143 (Kentucky 143 vs. Georgia 66, Armory, Louisville, Feb. 27, 1956)

**Most Points, One Half** — 75 (Kentucky 75, Georgia 32, Feb. 27, 1956)

**Fewest Points** — 1 (Kentucky 1 vs. Kentucky U. 22, 1905)

**Fewest Points Allowed** — 0 (Kentucky 19, Cincinnati Christ Church 0 in 1913)
(SINCE 1935 — 6*** [Kentucky 75, Arkansas State 6 in 1945])

**Fewest Points, One Half (Modern)** — 5 (Notre Dame 11, Kentucky 5 in second half, Dec. 2, 1981, Louisville)

**Fewest Points, Both Teams** — 17 (State College 5 vs. Kentucky U. 12 in 1904)

**Biggest Victory Margin** — 77* (Kentucky 143 vs. Georgia 66, Feb. 27, 1956)

**Smallest Victory Margin** — 52 One-Point Wins (Last 70-69, Mississippi, Mar. 1, 1989)

**Worst Defeat** — 70 (Kentucky 17 vs. Centre 87, (A) Jan. 28, 1910)
(MODERN RECORD — 55 (Kansas 150, Kentucky 95, Dec. 9, 1989)

***Smallest Margin of Defeat** — 37 One-Point Losses (Last 86-87, to Mississippi St., Jan. 31, 1990)

**Most Points in Losing Game** — 113 vs. S.W. Louisiana (116), Dec. 23, 1990 (UKIT)

**Most FG Attempted** — 125* against Indiana Central, Nov. 29, 1947 (SEC Non-Conference Record); Mississippi, Feb. 8, 1954
(CONFERENCE ONLY — 125* against Mississippi, Feb. 8, 1964)

**Most 3-point FG Attempted** — 53*** vs. S.W. Louisiana, Dec. 23, 1989

**Most FGA, Both Teams** — 209 (Kentucky 125 vs. Mississippi 84, Feb. 8, 1964)

**Most 3-point FG Attempted, Both Teams** — 84***
(Kentucky 53 vs. S.W. Louisiana 31, Dec. 23, 1989)

**Fewest FG Attempted** — 17 vs. Notre Dame, Dec. 29, 1981

**Fewest FGA, One Half** — 5 (second half) vs. Notre Dame, Dec. 29, 1981

**Most FG Scored** — 60* against Georgia, Feb. 27, 1956

**Most 3-point FG Scored** — 21*** vs. North Carolina, Dec. 27, 1989

**Fewest FG Scored** — 1 vs. Maryland, Jan. 19, 1928

**Most FG Scored, Both Teams** — 96 (UK 50 vs. Northwestern 46, Dec. 10, 1966 and UK 50 vs. Austin Peay 46, Mar. 15, 1973)
(CONFERENCE PLAY ONLY — 90 [UK 52, vs. LSU 38, Jan. 27, 1968])

**Most 3-point FG Scored, Both Team** — 31*** (Kentucky 21 vs. North Carolina 10, Dec. 27, 1989)

**Best Field Goal Pct.** — 76.5* vs. Notre Dame, Dec. 29, 1981, Louisville
(CONFERENCE PLAY ONLY — 72.2 vs. Mississippi State (A), Feb. 15, 1986)
(FIRST HALF — 78.6 vs. Missssippi, Jan. 12, 1981)
(SECOND HALF — 87.5 (14-16) vs. Alabama (A), Feb. 9, 1980)

**Lowest Field Goal Pct.** — 12.1 vs. Maryland (A), Jan. 19, 1928
MODERN RECORD — 16.3 vs. Ga. Tech (A), Jan. 26, 1960)

**Most Free Throws Attempted** — 56* vs. Miss. State, Feb. 12, 1979 (made 40)

**Fewest Free Throws Attempted** — 1 vs. Georgia (H) Feb. 8, 1975; Tennessee (A) Jan. 5, 1980 and Auburn (N) March 10, 1984

**Most Free Throws Made** — 46* vs. Vanderbilt (A) Jan. 7, 1963 (53 attempts)

**Best Free Throw Pct.** — 1.000* (19 of 19 vs. Mississippi State (A) Jan. 10, 1983; 14-of-14 vs. Duke, March 3, 1930, 11-of-11 vs. Alabama, Feb. 1, 1934 and vs. Vanderbilt, Mar. 2, 1974; 9-of-9 vs. Mississippi, Jan. 4, 1969; 6-of-6 vs. Alabama, Mar. 4, 1982; 2-of-2 vs. Middle Tennessee, Mar. 11, 1982; 12-of-12 vs. Georgia U., Mar. 13, 1988; 10-of-10 vs. Alabama, Jan. 18, 1989; 13-of-13 vs. Mississippi, Jan. 28, 1989)

**Most Rebounds** — 108*** vs. Mississippi (H), Feb. 8, 1964

**Most Personal Fouls** — 41* vs. Ohio U., Jan. 12, 1948
(CONFERENCE PLAY ONLY — 37* vs. Auburn, Feb. 27, 1954)

**Most PF's, Both Teams** — 75 (Kentucky 32, LaSalle, 43, Dec. 3, 1979)
(CONFERENCE PLAY ONLY — 71* [Kentucky 37 vs. Auburn 34, Feb. 27, 1954])

**Fewest PF's, Both Teams** — 17 (Kentucky 7 vs. SMU 10, Dec. 21, 1956)

* Also Southeastern Conference Record
** The 1965-66 Wildcat team scored 2950 points in 25 regular-season games, four NCAA and five International Universities Tournament games.
*** Also recognized as National Record

# GENERAL RECORDS

**Consecutive Winning Seasons** — 37 — 1928-29 through 1965-66

**Consecutive Non-Losing Seasons** — 60 — 1928-29 to 1987-88

**Attendance Highs** —
ONE GAME — 45,214 (UK vs. Notre Dame (Big 4), Dec. 3, 1988, Indianapolis)
REGULAR SEASON GAME — 24,301 (UK vs. LSU, Feb. 15, 1990)
HOME GAME — 24,301 (UK vs. LSU, Feb. 15, 1990)
TWO CONSECUTIVE HOME GAMES — 48,475 (UK vs. LSU, Auburn, 2/15/90 and 2/24/90)
COMPLETE SEASON — 649,297 in 33 games, 1987-88
HOME SEASON — 407,290 in 18 games, 1985-86
HOME AVERAGE — 23,785 (356,776 in 15 Games) 1982-83

**Last Overtime Game** — Dec. 23, 1989 (S.W. Louisiana 116, UK 113, UKIT)
(LAST DOUBLE OVERTIME GAME — Jan. 31, 1981 (UK 71, Georgia 68) (A)
(LAST THREE-OVERTIME GAME — Dec. 7, 1957 (UK 85, Temple 83)

**Most Overtime Games** — Season-Five, 1979 (Won 2, Lost 3)

**Overtime All-Time Record** — Won 28, Lost 25

**Most Players on All-Tournament Team** — 5 (1947 All-SEC and 1965 UK Invitational)

**Most Field Goals** — 52 Kansas (85 Attempts) Dec. 9, 1989
ALL TIME RECORD — Same

**Fewest Field Goals** — 2*** Arkansas State Jan. 8, 1945

**Most FG Attempted** — 109 Notre Dame (Made 51) Dec. 29, 1964
(Field Goal Attempts Not Recorded Prior to 1947)

**Most FT Attempted** — 53 Tennessee (Made 33) Mar. 3, 1956
(ALL-TIME RECORD — Same)

**Fewest Free Throws Missed** — 0 LSU (made 10), Mar 7, 1986. Georgia Tech (Made 5) Jan. 21, 1946, Georgia (Made 6) Feb. 19, 1973, and East Tenn. St. (Made 2) Dec. 21, 1984

**Best FT Shooting Percentage** — (Minimum 15 FTA) 91.7 (22 of 24) by Notre Dame (N), Jan. 14, 1939, 91.7 ( 33 of 36) by North Carolina (NCAA), Mar. 19, 1977

**Best FG Shooting Pct.** — 69.2 by Miss. State, Feb. 12, 1962, at Lexington
(FIRST HALF — 75 by Georgia (H) Jan. 11, 1971 and Mississippi (H) Jan. 12, 1981)
(SECOND HALF — 87.5*** by Miss. State (H) Feb. 12, 1962)

**Lowest FG Shooting Percentage** — 24.1 Notre Dame, Feb 14, 1959
(Shooting Percentages Not Recorded Prior to 1947)

**Most Personal Fouls** — 43 LaSalle, Dec. 2, 1978

* Also Southeastern Conference Record
*** Also recognized as National Record



*No. 21 — Jack "Goose" Givens — etched his name into the UK record books with his 41-point performance vs. Duke in the 1978 NCAA championship game.*

## HIGHS AND LOWS BY OPPONENTS

### (Modern — Since 1930)

### INDIVIDUAL — SINGLE GAME

**Most Points** — 64 Pete Maravich (LSU) Feb. 21, 1970 at Baton Rouge

**Most Rebounds** — 30 Jerry Lucas (Ohio State) March 18, 1961 (NCAA)

**Most Field Goals** — 23 Pete Maravich (LSU) Feb. 21, 1970 at Baton Rouge

**Most Free Throws Made** — 18 Pete Maravich (LSU) (22 FTA) Feb. 21, 1970 at Baton Rouge

**Most FG Attempted** — 53 Pete Maravich (LSU) Feb. 22, 1969

**Most FT Attempted** — 22 Pete Maravich (LSU) Feb. 21, 1970 at Baton Rouge

### TEAM — SINGLE GAME

**Most Points** — 150 Kansas (UK 95) Dec. 9, 1989
CONFERENCE ONLY — 110 (Vanderbilt, UK 94, March 4, 1967)

**Most Points, One Half** — 80 Kansas (Kentucky 61), Dec. 9, 1989

**Fewest Points** — 6 Arkansas State (Kentucky 75) Jan. 8, 1945
(ALL-TIME RECORD — 5 Tennessee 1910, Centre 1916, Ky. Wesleyan 1919)

**Biggest Victory Margin** — 55; Kansas 150, Kentucky 95, Dec. 9, 1989
(ALL-TIME RECORD) — 70; Centre 87, Kentucky 17 in 1910)

**Smallest Victory Margin** — (37 One-Point Losses since 1930. All-Time, 39 losses)

**Most Rebounds** — 81 Notre Dame, Dec. 29, 1964
(Rebounds not recorded prior to 1951)

## In Memory of Ellis Johnson




*A 1933 UK All-American, Johnson is still considered one of the all-time Kentucky greats. Johnson led his Ashland Tomcats team to the high school national championship before coming to UK in time to usher in the Adolph Rupp era. Johnson played on Kentucky's first Southeastern Conference championship team in 1933. He died in 1990.*

# RUPP ARENA RECORDS

## TEAM

| | KENTUCKY | OPPONENT |
|---|---|---|
| POINTS IN A GAME | 126 vs S. Carolina 12-10-79 | 116, SW Louisiana 12-23-89 |
| POINTS IN A HALF | 66 2nd, vs W. Texas 12-2-76 | |
| MARGIN OF VICTORY | 54 vs West Texas 12-2-76 | 35, LSU 12-18-87 |
| FIELD GOALS | 46 vs Portland St. 12-26-77 | 41, SW Louisiana 12-23-89 |
| FIELD GOALS ATTEMPTED | 103 vs SW Louisiana 12-23-89 | 89, SW Louisiana 12-23-89 |
| FIELD GOAL PERCENTAGE | 72.2 vs Miss. St. 2-15-86 | 65.0 Northwestern St. 11-22-85 |
| 3 POINT GOALS | 19 vs Furman 12-19-89 | 10, UNCC—12-19-87 Vandy—1-7-89 |
| 3 POINT GOALS ATTEMPTED | 53 vs SW Louisiana 12-23-89 | 31, SW Louisiana 12-23-89 |
| 3 POINT GOAL PERCENTAGE | 66.7 vs Miss. St. 1-6-88 | 71.4, Austin Peay 11-29-86 |
| FREE THROWS | 44 vs Vandy 1-19-80 | 32, Auburn 2-4-81 |
| FREE THROWS ATTEMPTED | 56 vs Miss St. 2-28-77 | 45, Auburn 2-4-81 |
| FREE THROW PERCENTAGE | 94.4 vs Vandy 1-7-85 | 100.0, E Tenn. St. 12-21-84 |
| REBOUNDS | 62 vs Bowling Green 12-17-66 | 62, SW Louisiana 12-23-89 |
| ASSISTS | 32 vs Miss St. 2-15-86 | 25, Georgia 2-24-85 |
| TURNOVERS | 25 vs Austin Peay 11-29-86 | 30, Furman 12-19-89 |
| BLOCKED SHOTS | 14 vs Vandy 2-21-81 | 19, Villanova 12-4-82 |
| STEALS | 21 vs Austin Peay 11-29-86 | 19, Villanova 12-4-82 |
| PERSONAL FOULS | 35 vs Auburn 2-4-81 | 36, Louisiana St. 1-25-82 |

## INDIVIDUAL

| | KENTUCKY | OPPONENT |
|---|---|---|
| POINTS | 40, Derrick Miller 2-7-90 | 45, David Robinson (Navy) 1-25-87 |
| FIELD GOALS | 15, Derrick Miller 2-7-90 | 17, Freeman Williams (Portland St.) 1-16-77 |
| FIELD GOALS ATTEMPTED | 28, Derrick Miller 2-7-90 | 40, Freeman Williams (Portland St.) 1-16-77 |
| 3 POINT GOALS | 8, Derrick Miller 1-20-90 | 6, Barry Goheen, Vandy 1-17-89 & Keenan Carpenter, Auburn 1-25-89 |
| 3 POINT GOALS ATTEMPTED | 18, Derrick Miller 12-6-89 | 11,Keenan Carpenter (Auburn) 1-25-89 |
| FREE THROWS | 18, Dwight Anderson 2-12-79 | 14, Alec Kessler (Georgia) 1-4-89 |
| FREE THROWS ATTEMPTED | 23, Dwight Anderson 2-12-79 | 18, Ronnie Williams (Florida) 1-17-83 |
| REBOUNDS | 20, Chris Mills 12-17-88 | 19, Bernard King (Tenn.) 1-12-77 |
| ASSISTS | 14, Dirk Minniefield 12-4-82 | 11, Spud Webb (North Carolina State) 1-5-85 |
| BLOCKED SHOTS | 9, Sam Bowie 12-21-81 | 10, David Robinson (Navy) 1-25-87 |
| STEALS | 5 with 6 | 7, Michael Johnson (Alaska) 12-28-87 |

## MISCELLANEOUS

WIN-LOSS ---------- 189-29

MOST COMBINED POINTS ---------- 229
vs SW Louisiana 12-23-89

MOST WINS IN A SEASON ---------- 18, 1985-86

MOST LOSSES IN A SEASON ---------- 6, 1988-89

LONGEST WINNING STREAK ---------- 30
(Nov. 29, 1980 to March 6, 1982)

LONGEST LOSSING STREAK ---------- 2
(Feb. 11, 1989 to Feb. 22, 1989) & (Dec. 23, 1989 to Jan. 10, 1990)

NUMBER OF 100 POINT GAMES by KENTUCKY ---------- 25

# SCORING/TOTAL POINTS

## POINTS SCORED

**Game:**

53 - Dan Issel, UK vs. Ole Miss . . . . . 1970
51 - Cliff Hagan, UK vs. Temple . . . . . 1954
51 - Dan Issel, UK vs. LSU . . . . . 1970
50 - Bob Burrow, UK vs. LSU . . . . . 1956
47 - Dan Issel, UK vs. Alabama . . . . . 1970
44 - Dan Issel, UK vs. Notre Dame . . . . . 1970
42 - Cliff Hagan, UK vs. Tennessee . . . . . 1952
42 - Louie Dampier, UK vs. Vanderbilt . . . . . 1966
42 - Dan Issel, UK vs. Auburn . . . . . 1970
42 - Melvin Turpin, UK vs. Tennessee . . . . . 1983
42 - Melvin Turpin, UK vs. Georgia (SEC) . . . . . 1984
41 - Dan Issel, UK vs. North Carolina . . . . . 1970
41 - Jack Givens, UK vs. Duke . . . . . 1978
40 - Louie Dampier, UK vs. Illinois . . . . . 1967
40 - Dan Issel, UK vs. Georgia . . . . . 1970
40 - Dan Issel, UK vs. Navy . . . . . 1970
40 - Kevin Grevey, UK vs. Georgia . . . . . 1973
40 - Bill Spivey, UK vs. Georgia Tech . . . . . 1950
40 - Bill Spivey, UK vs. Xavier . . . . . 1951
40 - Bob Burrow, UK vs. St. Louis . . . . . 1956
40 - Derrick Miller, UK vs. Vanderbilt . . . . . 1990

By a Freshman —
28 - Rick Robey, Vanderbilt at UK . . . . . March 1, 1975
By a Sophomore —
40 - Kevin Grevey, UK at Georgia . . . . . Feb. 19, 1973
By a Junior —
42 - Cliff Hagan, UK vs. Tenn. . . . . March 1, 1952
42 - Louie Dampier, UK at Vandy . . . . . Feb. 2, 1966
42 - Melvin Turpin, UK at Tenn. . . . . Jan. 31, 1983
By a Senior —
53 - Dan Issel, UK at Ole Miss . . . . . Feb. 7, 1970

**Season:**

948 - Dan Issel . . . . . 1970
746 - Dan Issel . . . . . 1969
730 - Kevin Grevey . . . . . 1975
721 - Kenny Walker . . . . . 1986
710 - Kenny Walker . . . . . 1985
698 - Alex Groza . . . . . 1949
692 - Cliff Hagan . . . . . 1952
648 - Cotton Nash . . . . . 1964
635 - Bill Spivey . . . . . 1951
609 - Rex Chapman . . . . . 1988

By a Freshman —
Rex Chapman, 464 in 1986-87
By a Sophomore —
Rex Chapman, 609 in 1987-88
By a Junior —
Dan Issel, 746 in 1968-69
By a Senior —
Dan Issel, 948 in 1969-70

**Career:**

2,138 - Dan Issel . . . . . 1968-70
2,080 - Kenny Walker . . . . . 1983-86
2,038 - Jack Givens . . . . . 1975-78
1,801 - Kevin Grevey . . . . . 1973-75
1,770 - Cotton Nash . . . . . 1962-64
1,744 - Alex Groza . . . . . 1945-47,49
1,637 - Ed Davender . . . . . 1984-88
1,575 - Louie Dampier . . . . . 1965-67
1,535 - Mike Casey . . . . . 1968-70
1,517 - Ralph Beard . . . . . 1946-49

## POINTS PER GAME

**Season:**

33.9 - Dan Issel (948 in 28 games) . . . . . 1970
26.6 - Dan Issel (746 in 28 games) . . . . . 1969
24.0 - Cliff Hagan (600 in 25 games) . . . . . 1954
24.0 - Cotton Nash (648 in 27 games) . . . . . 1964
23.6 - Kevin Grevey (730 in 31 games) . . . . . 1975
23.4 - Cotton Nash (608 in 26 games) . . . . . 1962
22.9 - Kenny Walker (710 in 31 games) . . . . . 1985
21.9 - Pat Riley (637 in 29 games) . . . . . 1966
21.9 - Kevin Grevey (547 in 25 games) . . . . . 1974
21.6 - Cliff Hagan (692 in 32 games) . . . . . 1952

**Career:**

25.8 - Dan Issel (2,138 in 83 games) . . . . . 1968-70
22.7 - Cotton Nash (1,770 in 78 games) . . . . . 1962-64
21.4 - Kevin Grevey (1,801 in 84 games) . . . . . 1973-75
20.1 - Bob Burrow (1,023 in 51 games) . . . . . 1955-56
19.7 - Louie Dampier (1,575 in 80 games) . . . . 1965-67
19.3 - Bill Spivey (1,213 in 63 games) . . . . . 1950-51
19.2 - Cliff Hagan (1,475 in 77 games) . . . . 1951-52,54
18.7 - Mike Casey (1,535 in 82 games) . . . . . 1968-70
18.3 - Pat Riley (1,464 in 80 games) . . . . . 1965-67
17.6 - Rex Chapman (1,073 in 61 games) . . . . . 1986-88
17.3 - Johnny Cox (1,461 in 84 games) . . . . . 1957-59



*Dan Issel*

## ALL-TIME LEADING SCORERS VARSITY CAREER (The 1,000 Point Club)

| Player — Pos. | Years | Points | Games | Average |
|---|---|---|---|---|
| 1. Dan Issel (C) . . . . . 3 | (1968-70) | 2,138 | 83 | 25.7 |
| 2. Kenny Walker (F) . . . . . 4 | (1983-86) | 2,080 | 132 | 15.8 |
| 3. Jack Givens (F) . . . . . 4 | (1975-78) | 2,038 | 123 | 16.6 |
| 4. Kevin Grevey (F) . . . . . 3 | (1973-75) | 1,801 | 84 | 21.4 |
| 5. Cotton Nash (C-F) . . . . . 3 | (1962-64) | 1,770 | •78 | 22.6 |
| 6. Alex Groza (C) . . . . . 4 | (1945-47,49) | 1,744 | 120 | 14.4 |
| 7. Ed Davender (G) . . . . . 4 | (1984-88) | 1,637 | 129 | 12.7 |
| 8. Louie Dampier (G) . . . . . 3 | (1965-67) | 1,575 | 80 | 19.7 |
| 9. Mike Casey (G) . . . . . 3 | (1968-69-71) | 1,535 | 82 | 18.7 |
| 10. Ralph Beard (G) . . . . . 4 | (1946-49) | 1,517 | 139 | 10.8 |
| 11. Melvin Turpin (C) . . . . . 4 | (1981-84) | 1,509 | 123 | 12.3 |
| 12. Cliff Hagan (C) . . . . . 3 | (1951-52,54) | 1,475 | 77 | 19.2 |
| 13. Pat Riley (F) . . . . . 3 | (1965-67) | 1,464 | 80 | 18.3 |
| 14. Johnny Cox (F) . . . . . 3 | (1957-59) | 1,461 | 84 | 17.3 |
| 15. Kyle Macy (G) . . . . . 3 | (1978-80) | 1,411 | 98 | 14.4 |
| 16. Winston Bennett (F) . . . . . 4 | (1983-88) | 1,399 | 133 | 10.5 |
| 17. Rick Robey (F-C) . . . . . 4 | (1975-78) | 1,395 | 105 | 13.3 |
| 18. Mike Phillips (C) . . . . . 4 | (1975-78) | 1,367 | 120 | 11.4 |
| 19. Mike Pratt (F) . . . . . 3 | (1968-70) | 1,359 | 81 | 16.8 |
| 20. Frank Ramsey (G) . . . . . 3 | (1951-52,54) | 1,344 | 91 | 14.7 |
| 21. Jim Andrews (C) . . . . . 3 | (1971-73) | 1,320 | 80 | 16.5 |
| 22. Sam Bowie (C-F) . . . . . 3 | (1980-81-84) | 1,285 | 86 | 14.7 |
| 23. Jim Master (G) . . . . . 4 | (1981-84) | 1,283 | 121 | 10.6 |
| 24. Tom Parker (F) . . . . . 3 | (1970-72) | 1,238 | 80 | 15.5 |
| 25. Derrick Hord (F) . . . . . 4 | (1979-83) | 1,220 | 124 | 9.3 |
| 26. Bill Spivey (C) . . . . . 2 | (1950-51) | 1,213 | 63 | 19.3 |
| 27. Derrick Miller (G) . . . . . 4 | (1986-90) | 1,156 | 105 | 11.0 |
| 28. Vernon Hatton (G) . . . . . 3 | (1956-58) | 1,154 | 76 | 15.1 |
| 29. Wallace Jones (F) . . . . . 4 | (1946-49) | 1,151 | *98 | - |
| 30. Bill Lickert (F-G) . . . . . 3 | (1959-61) | 1,076 | 73 | 14.7 |
| 31. Rex Chapman (G) . . . . . 2 | (1986-88) | 1,073 | 61 | 17.6 |
| 32. Dirk Minniefield (G) . . . . . 4 | (1979-83) | 1,069 | 123 | 8.7 |
| 33. Jim Line (F) . . . . . 4 | (1947-50) | 1,041 | *100 | - |
| 34. Bob Burrow (C) . . . . . 2 | (1955-56) | 1,023 | 51 | 20.0 |
| 35. Jimmy Dan Conner (F-G) . . . . . 3 | (1973-75) | 1,009 | 85 | 11.9 |
| 36. Bobby Watson (G) . . . . . 3 | (1950-52) | 1,001 | 96 | 10.4 |

* No record for number of games played in 1947.
• Achieved membership in club earliest of any Wildcat, hitting 1,000th point in the 19th game of his second season.
¢ Kentucky career totals only. Junior College of 2,191 points not included

# SCORING/TOTAL POINTS

| Year | Player | Class | POS. | G | Pts | Avg. |
|---|---|---|---|---|---|---|
| 1922-23 | Carl Riefkin | JR. | F | — | 133 | — |
| 1923-24 | Jim McFarland | SO. | F | — | 157 | — |
| 1924-25 | Jim McFarland | JR. | F | — | 143 | — |
| 1925-26 | Gayle Mohney | JR. | G | — | 200 | — |
| 1926-27 | Paul Jenkins | JR. | F | — | 98 | — |
| 1927-28 | Cecil Combs | SO. | F | — | 186 | — |
| 1928-29 | Stan Milward | SO. | C | — | 116 | — |
| 1929-30 | Cecil Combs | SR. | F | — | 125 | — |
| 1930-31 | Carey Spicer | SR. | F | — | 190 | — |
| 1931-32 | Aggie Sale | JR. | F | — | 235 | — |
| 1932-33 | Aggie Sale | SR. | C-F | — | 324 | — |
| 1933-34 | Frenchy DeMoisey | SR. | C | — | 212 | — |
| 1934-35 | Leroy Edwards | SO. | C | — | 343 | — |
| 1935-36 | Ralph Carlisle | SO. | F | — | 241 | — |
| 1936-37 | Ralph Carlisle | JR. | F | — | 208 | — |
| 1937-38 | Joe Hagan | SR. | F | — | 184 | — |
| 1938-39 | Fred Curtis | SR. | F | — | 183 | — |
| 1939-40 | Mickey Rouse | SR. | G | — | 175 | — |
| 1940-41 | Jim King | JR. | C | — | 151 | — |
| 1941-42 | Marvin Akers | JR. | G | — | 190 | — |
| 1942-43 | Milt Ticco | SR. | F | — | 233 | — |
| 1943-44 | Bob Brannum | FR. | C | — | 254 | — |
| 1944-45 | Jack Tingle | SO. | F | 26 | 293 | 11.3 |
| 1945-46 | Jack Parkinson | JR. | G | 30 | 339 | 11.3 |
| 1946-47 | Alex Groza | SO. | C-F | 37 | 393 | 10.6 |
| 1947-48 | Ralph Beard | JR. | C | 38 | 476 | 12.5 |
| 1948-49 | Alex Groza | SR. | C | 34 | 698 | 20.5 |
| 1949-50 | Bill Spivey | SO. | C | 30 | 578 | 19.3 |
| 1950-51 | Bill Spivey | JR. | C | 33 | 635 | 19.2 |
| 1951-52 | Cliff Hagan | JR. | C | 32 | 692 | 21.6 |
| 1953-54 | Cliff Hagan | SR. | C | 25 | 600 | 24.0 |
| 1954-55 | Bob Burrow | JR. | C | 26 | 495 | 19.0 |
| 1955-56 | Bob Burrow | SR. | C | 25 | 528 | 21.1 |
| 1956-57 | Johnny Cox | SO. | F | 28 | 544 | 19.4 |
| 1957-58 | Vernon Hatton | SR. | G | 29 | 496 | 17.1 |
| 1958-59 | Johnny Cox | SR. | F | 27 | 485 | 17.9 |
| 1959-60 | Bill Lickert | JR. | F-G | 20 | 288 | 14.4 |
| 1960-61 | Bill Lickert | SR. | F-G | 28 | 450 | 16.0 |
| 1961-62 | Cotton Nash | SO. | C-F | 26 | 608 | 23.4 |
| 1962-63 | Cotton Nash | JR. | F-C | 25 | 514 | 20.6 |
| 1963-64 | Cotton Nash | SR. | C-F | 27 | 648 | 24.0 |
| 1964-65 | Louie Dampier | SO. | G | 25 | 426 | 17.0 |
| 1965-66 | Pat Riley | JR. | F | 29 | 637 | 21.9 |
| 1966-67 | Louie Dampier | SR. | G | 26 | 537 | 20.6 |
| 1967-68 | Mike Casey | SO. | G | 27 | 541 | 20.1 |
| 1968-69 | Dan Issel | JR. | C | 28 | 746 | 26.6 |
| 1969-70 | Dan Issel | SR. | C | 28 | 948 | 33.9 |
| 1970-71 | Tom Parker | JR. | F | 28 | 492 | 17.6 |
| 1971-72 | Jim Andrews | JR. | C | 28 | 602 | 21.5 |
| 1972-73 | Jim Andrews | SR. | C | 28 | 562 | 20.1 |
| 1973-74 | Kevin Grevey | JR. | F | 25 | 547 | 21.9 |
| 1974-75 | Kevin Grevey | SR. | F | 31 | 730 | 23.6 |
| 1975-76 | Jack Givens | SO. | F | 30 | 602 | 20.1 |
| 1976-77 | Jack Givens | JR. | F | 30 | 566 | 18.9 |
| 1977-78 | Jack Givens | SR. | F | 32 | 578 | 18.1 |
| 1978-79 | Kyle Macy | JR. | G | 31 | 470 | 15.2 |
| 1979-80 | Kyle Macy | SR. | G | 35 | 540 | 15.4 |
| 1980-81 | Sam Bowie | SO. | C | 28 | 488 | 17.4 |
| 1981-82 | Derrick Hord | JR. | F | 30 | 490 | 16.3 |
| 1982-83 | Melvin Turpin | JR. | C | 31 | 468 | 15.1 |
| 1983-84 | Melvin Turpin | SR. | C | 34 | 518 | 15.2 |
| 1984-85 | Kenny Walker | JR. | F | 31 | 710 | 22.9 |
| 1985-86 | Kenny Walker | SR. | F | 36 | 721 | 20.0 |
| 1986-87 | Rex Chapman | FR. | G | 29 | 464 | 16.0 |
| 1987-88 | Rex Chapman | SO. | G | 32 | 609 | 19.0 |
| 1988-89 | LeRon Ellis | SO. | C | 32 | 511 | 16.0 |
| 1989-90 | Derrick Miller | SR. | G | 28 | 538 | 19.2 |

# REBOUNDING

**(Kept Since 1950-51 season)**

## TOTAL REBOUNDS

**Game:**

34 - Bob Burrow, Temple at UK . . . . . .Dec. 10, 1955
30 - Cotton Nash, Mississippi at UK . . . . .Feb. 8, 1964
29 - Dan Issel, LSU at UK . . . . . .Feb. 22, 1969
28 - Mike Phillips, Tennessee at UK . . . . Jan. 10, 1976
24 - Dan Issel, Florida at UK. . . . . .Dec. 4, 1967
24 - Dan Issel, Xavier at UK . . . . . .Nov. 30, 1968

By a Freshman —
20 - Chris Mills, Marshall at UK. . . . . .Dec. 17, 1988
By a Sophomore —
24 - Dan Issel, Florida at UK . . . . . .Dec. 4, 1967
By a Junior —
29 - Dan Issel, LSU at UK. . . . . .Feb. 22, 1969
By a Senior —
34 - Bob Burrow, Temple at UK. . . . . .Dec. 10, 1955

**Season:**

* 567 - Bill Spivey . . . . . .1951
528 - Cliff Hagan . . . . . .1952
459 - Bob Burrow . . . . . .1955
381 - Dan Issel . . . . . .1969
380 - Ed Beck . . . . . .1957
369 - Dan Issel . . . . . .1970
365 - Johnny Cox . . . . . .1958
364 - Bob Burrow . . . . . .1956
348 - Jim Andrews . . . . . .1973
345 - Cotton Nash . . . . . .1962

By a Freshman —
Chris Mills, 277 in 1988-89
By a Sophomore —
Cotton Nash, 345 in 1961-62
By a Junior —
Bill Spivey, 567 in 1950-51
By a Senior —
Dan Issel, 369 in 1969-70

**Career:**

1,078 - Dan Issel. . . . . .1968-70
1,038 - Frank Ramsey. . . . . .1951-52,54
1,035 - Cliff Hagan . . . . . .1951-52,54
1,004 - Johnny Cox. . . . . .1957-59
962 - Cotton Nash . . . . . .1962-64
942 - Kenny Walker . . . . . .1983-86
843 - Sam Bowie. . . . . .1980-81,84
823 - Bob Burrow. . . . . .1955-56
799 - Winston Bennett. . . . . .1983-88
793 - Jack Givens. . . . . .1975-78
783 - Jim Andrews . . . . . .1971-73
783 - Ed Beck. . . . . .1956-58

*Southeastern Conference Record



*Frank Ramsey*



*Cliff Hagan*

## REBOUND AVERAGE

**Season:**

17.7 - Bob Burrow (459 in 26 games) . . . . . .1955
17.2 - Bill Spivey (567 in 33 games) . . . . . .1951
16.5 - Cliff Hagan (528 in 32 games). . . . . .1952
14.6 - Bob Burrow (364 in 25 games) . . . . . .1956
14.0 - Ed Beck (380 in 27 games) . . . . . .1957
13.6 - Dan Issel (381 in 28 games) . . . . . .1969
13.5 - Cliff Hagan (338 in 25 games). . . . . .1954
13.2 - Cotton Nash (345 in 26 games). . . . . .1962
13.2 - Dan Issel (369 in 28 games) . . . . . .1970
12.9 - Don Mills (323 in 25 games). . . . . .1960

By a Freshman —
8.7 - Chris Mills (277 in 32 games) 1988-89
By a Sophomore —
13.2 - Cotton Nash (345 in 26 games) 1961-62
By a Junior —
17.7 - Bob Burrow (459 in 26 games) 1954-55
By a Senior —
14.6 - Bob Burrow (364 in 25 games) 1955-56

**Career:**

16.1 - Bob Burrow (822 in 51 games). . . . . .1955-56
13.4 - Cliff Hagan (1035 in 77 games) . . . . .1951-52,54
12.9 - Dan Issel (1072 in 83 games) . . . . . .1968-70
12.3 - Cotton Nash (962 in 78 games) . . . . . .1962-64
12.0 - Johnny Cox (1004 in 84 games) . . . . . .1957-59
11.4 - Frank Ramsey (1038 in 91 games) . . .1951-52,54
10.3 - Don Mills (669 in 65 games) . . . . . .1957-59
10.0 - Ed Beck (783 in 78 games). . . . . .1956-58
9.8 - Jim Andrews (783 in 80 games) . . . . . .1971-73
8.9 - Mike Pratt (718 in 81 games) . . . . . .1968-70

## YEAR-BY-YEAR REBOUNDING LEADERS

| Year | Player | Class | POS | G | REB. | Average |
|---|---|---|---|---|---|---|
| 1950-51 | Bill Spivey | JR. | C | 33 | 567 | 17.2 |
| 1951-52 | Cliff Hagan | JR. | C | 32 | 528 | 16.5 |
| 1953-54 | Cliff Hagan | SR. | C | 25 | 338 | 13.5 |
| 1954-55 | Bob Burrow | JR. | C | 26 | 459 | 17.7 |
| 1955-56 | Bob Burrow | SR. | C | 25 | 364 | 14.6 |
| 1956-57 | Ed Beck | JR. | C | 27 | 380 | 14.1 |
| 1957-58 | Johnny Cox | JR. | F | 29 | 365 | 12.6 |
| 1958-59 | Johnny Cox | SR. | F | 27 | 329 | 12.2 |
| 1959-60 | Don Mills | SR. | C-F | 25 | 323 | 12.9 |
| 1960-61 | Roger Newman | SR. | F-G | 28 | 265 | 9.5 |
| 1961-62 | Cotton Nash | SO. | C-F | 26 | 345 | 13.2 |
| 1962-63 | Cotton Nash | JR. | F-C | 25 | 300 | 12.0 |
| 1963-64 | Cotton Nash | SR. | C-F | 27 | 317 | 11.7 |
| 1964-65 | John Adams | SR. | C | 25 | 214 | 8.6 |
| 1965-66 | Pat Riley | JR. | F | 29 | 259 | 8.9 |
| 1966-67 | Thad Jaracz | JR. | C-F | 26 | 215 | 8.3 |
| 1967-68 | Dan Issel | SO. | C | 27 | 328 | 12.1 |
| 1968-69 | Dan Issel | JR. | C | 28 | 381 | 13.6 |
| 1969-70 | Dan Issel | SR. | C | 28 | 369 | 13.2 |
| 1970-71 | Tom Payne | SO. | C | 28 | 283 | 10.1 |
| 1971-72 | Jim Andrews | JR. | C | 28 | 315 | 11.3 |
| 1972-73 | Jim Andrews | SR. | C | 28 | 348 | 12.4 |
| 1973-74 | Bob Guyette | JR. | C | 26 | 205 | 7.9 |
| 1974-75 | Rick Robey | FR. | C | 31 | 214 | 6.9 |
| 1975-76 | Mike Phillips | SO. | C | 30 | 295 | 9.8 |
| 1976-77 | Rick Robey | JR. | F | 30 | 273 | 9.1 |
| 1977-78 | Rick Robey | SR. | F | 32 | 261 | 8.2 |
| 1978-79 | LaVon Williams | JR. | F | 31 | 213 | 6.9 |
| 1979-80 | Sam Bowie | FR. | C | 34 | 276 | 8.1 |
| 1980-81 | Sam Bowie | SO. | C | 28 | 254 | 9.1 |
| 1981-82 | Melvin Turpin | SO. | C | 30 | 212 | 7.1 |
| 1982-83 | Melvin Turpin | JR. | C | 31 | 195 | 6.3 |
| 1983-84 | Sam Bowie | SR. | C | 34 | 313 | 9.2 |
| 1984-85 | Kenny Walker | JR. | F | 31 | 315 | 10.2 |
| 1985-86 | Kenny Walker | SR. | F | 36 | 276 | 7.7 |
| 1986-87 | Richard Madison | JR. | F | 29 | 216 | 7.4 |
| 1987-88 | Winston Bennett | SR. | F | 33 | 258 | 7.8 |
| 1988-89 | Chris Mills | FR. | F | 32 | 277 | 8.7 |
| 1989-90 | Reggie Hanson | JR. | F | 28 | 200 | 7.1 |

# FIELD GOALS

## FIELD GOALS MADE

**Game:**

23 - Dan Issel, UK at Ole Miss ..... Feb. 7, 1970

**Season:**

369 - Dan Issel (667 atts.) ..... 1969-70
303 - Kevin Grevey (592 atts.) ..... 1974-75
285 - Dan Issel (534 atts.) ..... 1968-69
265 - Pat Riley (514 atts.) ..... 1965-66
264 - Cliff Hagan (633 atts.) ..... 1951-52
260 - Kenny Walker (447 atts.) ..... 1985-86
259 - Alex Groza (612 atts.) ..... 1948-49
252 - Bill Spivey (632 atts.) ..... 1950-51
249 - Louie Dampier (482 atts.) ..... 1965-66
248 - Cotton Nash (588 atts.) ..... 1963-64
246 - Kenny Walker (440 atts.) ..... 1984-85

By a Freshman —
180 - Chris Mills (372 atts.) ..... 1988-89
By a Sophomore —
243 - Jack Givens (494 atts.) ..... 1975-76
By a Junior —
285 - Dan Issel (534 atts.) ..... 1968-69
By a Senior —
369 - Dan Issel (667 atts.) ..... 1969-70

**Career:**

843 - Jack Givens (1,638 atts.) ..... 1975-78
825 - Dan Issel (1,591 atts.) ..... 1968-70
771 - Kevin Grevey (1,490 atts.) ..... 1973-75
765 - Kenny Walker (1,339 atts.) ..... 1983-86
647 - Mike Casey (1,341 atts.) ..... 1968-69,71
645 - Cotton Nash (1,548 atts.) ..... 1962-64
639 - Louie Dampier (1,259 atts.) ..... 1965-67
626 - Melvin Turpin (1,059 atts.) ..... 1981-84
605 - Alex Groza (1,514 atts.) ..... 1947-49
590 - Pat Riley (1,257 atts.) ..... 1965-67

## FIELD GOALS ATTEMPTED

**Game:**

42 - Bill Spivey, Georgia Tech at UK ..... Feb. 18, 1950

**Season:**

667 - Dan Issel (made 369) ..... 1970
633 - Cliff Hagan (made 264) ..... 1952
632 - Bill Spivey (made 252) ..... 1951
619 - Bill Spivey (made 225) ..... 1950
612 - Alex Groza (made 259) ..... 1949
592 - Kevin Grevey (made 303) ..... 1975
588 - Cotton Nash (made 248) ..... 1964
536 - Ralph Beard (made 194) ..... 1948
534 - Dan Issel (made 285) ..... 1969
530 - Alex Groza (made 200) ..... 1948

By a Freshman —
390 - Rex Chapman (Made 173) ..... 1986-87
By a Sophomore —
619 - Bill Spivey (Made 225) ..... 1949-50
By a Junior —
633 - Cliff Hagan (Made 264) ..... 1951-52
By a Senior —
667 - Dan Issel (Made 369) ..... 1969-70

**Career:**

1,638 - Jack Givens (made 843) ..... 1975-78
1,591 - Dan Issel (made 825) ..... 1968-70
1,548 - Cotton Nash (made 645) ..... 1962-64
1,514 - Alex Groza (made 605) ..... 1947-49
1,490 - Kevin Grevey (made 771) ..... 1973-75
1,486 - Ralph Beard (made 495) ..... 1946-49
1,425 - Johnny Cox (made 564) ..... 1957-59
1,341 - Mike Casey (made 647) ..... 1968-69,71
1,339 - Kenny Walker (made 765) ..... 1983-86
1,335 - Cliff Hagan (made 567) ..... 1951-52,54

## YEAR-BY-YEAR FIELD GOAL PERCENTAGE

| Year | Player | Class | POS | FGM | FGA | Pct. |
|---|---|---|---|---|---|---|
| 1946-47 | James Line | FR. | G | 86 | 209 | 41.1 |
| 1947-48 | Alex Groza | JR. | C | 200 | 530 | 37.7 |
| 1948-49 | Alex Groza | SR. | C | 259 | 612 | 42.3 |
| 1949-50 | James Line | SR. | F | 155 | 369 | 42.0 |
| 1950-51 | Bill Spivey | JR. | C | 252 | 632 | 39.9 |
| 1951-52 | Cliff Hagan | JR. | C | 264 | 633 | 41.7 |
| 1953-54 | Cliff Hagan | SR. | C | 234 | 514 | 45.5 |
| 1954-55 | Bob Burrow | JR. | C | 198 | 473 | 41.9 |
| 1955-56 | Vernon Hatton | SO. | G | 123 | 249 | 49.4 |
| 1956-57 | Vernon Hatton | JR. | G | 112 | 255 | 43.9 |
| 1957-58 | Vernon Hatton | SR. | G | 192 | 458 | 41.9 |
| 1958-59 | Bennie Coffman | JR. | G | 110 | 216 | 50.9 |
| 1959-60 | Bill Lickert | JR. | F-G | 110 | 274 | 40.1 |
| 1960-61 | Bill Lickert | SR. | F-G | 166 | 395 | 42.0 |
| 1961-62 | Larry Pursiful | SR. | G | 204 | 400 | 51.0 |
| 1962-63 | Don Rolfes | SO. | C | 68 | 134 | 50.7 |
| 1963-64 | Larry Conley | SO. | F-C | 114 | 231 | 49.3 |
| 1964-65 | Louie Dampier | SO. | G | 171 | 334 | 51.2 |
| 1965-66 | Louie Dampier | JR. | G | 249 | 482 | 51.6 |
| 1966-67 | Cliff Berger | JR. | C | 98 | 176 | 55.6 |
| 1967-68 | Mike Casey | SO. | G | 231 | 474 | 48.9 |
| 1968-69 | Mike Pratt | JR. | F | 173 | 321 | 53.9 |
| 1969-70 | Dan Issel | SR. | C | 369 | 667 | 55.3 |
| 1970-71 | Kent Hollenbeck | JR. | G | 113 | 212 | 53.3 |
| 1971-72 | Jim Andrews | JR. | C | 236 | 409 | 57.7 |
| 1972-73 | Jim Andrews | SR. | C | 243 | 434 | 56.0 |
| 1973-74 | Bob Guyette | JR. | C | 138 | 248 | 55.7 |
| 1974-75 | Rick Robey | FR. | C | 135 | 248 | 54.4 |
| 1975-76 | Mike Phillips | SO. | C | 199 | 367 | 54.2 |
| 1976-77 | Rick Robey | JR. | C | 158 | 276 | 57.3 |
| 1977-78 | Rick Robey | SR. | C | 167 | 263 | 63.5 |
| 1978-79 | LaVon Williams | JR. | F | 119 | 219 | 54.3 |
| 1979-80 | Sam Bowie | FR. | C | 165 | 311 | 53.1 |
| 1980-81 | Dirk Minniefield | SO. | G | 118 | 213 | 55.4 |
| 1981-82 | Melvin Turpin | SO. | C | 160 | 275 | 58.2 |
| 1982-83 | Charles Hurt | SR. | F | 102 | 162 | 63.0 |
| 1983-84 | Melvin Turpin | SR. | C | 224 | 378 | 59.3 |
| 1984-85 | Kenny Walker | JR. | F | 246 | 440 | 55.9 |
| 1985-86 | Kenny Walker | SR. | F | 260 | 447 | 58.2 |
| 1986-87 | Rob Lock | JR. | C | 91 | 161 | 56.5 |
| 1987-88 | Rob Lock | SR. | C | 123 | 219 | 56.2 |
| 1988-89 | LeRon Ellis | SO. | C | 200 | 385 | 51.9 |
| 1989-90 | Reggie Hanson | JR. | F-C | 165 | 332 | 49.7 |

## FIELD GOAL PERCENTAGE (Min. 100 made)

**Season:**

63.5 - Rick Robey (167-363) ..... 1977-78
63.0 - Charles Hurt (102-162) ..... 1982-83
61.7 - Melvin Turpin (192-311) ..... 1982-83
59.3 - Melvin Turpin (224-378) ..... 1983-84
58.2 - Melvin Turpin (160-275) ..... 1981-82
58.2 - Kenny Walker (260-447) ..... 1985-86
57.7 - Jim Andrews (236-409) ..... 1971-72
57.3 - Rick Robey (158-276) ..... 1976-77
56.2 - Rob Lock (123-219) ..... 1987-88
56.0 - Jim Andrews (243-434) ..... 1972-73
55.9 - Kenny Walker (246-440) ..... 1984-85

By a Freshman —
54.4 - Rick Robey (135-248) ..... 1974-75
By a Sophomore —
58.2 - Melvin Turpin (160-275) ..... 1981-82
By a Junior —
61.7 - Melvin Turpin (192-311) ..... 1982-83
By a Senior —
63.5 - Rick Robey (167-363) ..... 1977-78

**Career:**

59.3 - Charles Hurt (303-511) ..... 1980-83
59.1 - Melvin Turpin (626-1059) ..... 1981-84
58.1 - Rick Robey (533-917) ..... 1975-78
57.1 - Kenny Walker (765-1339) ..... 1983-86
56.3 - Jim Andrews (543-965) ..... 1971-73
54.9 - Mike Phillips (576-1050) ..... 1975-78
53.8 - Rob Lock (256-476) ..... 1984-88
52.4 - Dirk Minniefield (422-805) ..... 1980-83
52.2 - Sam Bowie (483-925) ..... 1980-81,84
52.1 - Kyle Macy (540-1037) ..... 1978-80

# THREE-POINT FIELD GOALS

*(Rule instituted in 1986-87)*

## THREE-POINTERS MADE

### Game:

| | | |
|---|---|---|
| 8 - Derrick Miller, | UK at Kansas | Dec. 9, 1989 |
| | UK vs. North Carolina | Dec. 27, 1989 |
| | UK vs. Tennessee | Jan. 20, 1990 |

### Season:

| | |
|---|---|
| 99 - Derrick Miller (289 atts.) | 1989-90 |
| 68 - Rex Chapman (176 atts.) | 1986-87 |
| 66 - Rex Chapman (159 atts.) | 1987-88 |
| 54 - Derrick Miller (139 atts.) | 1988-89 |
| 44 - John Pelphrey (120 atts.) | 1989-90 |
| 35 - Derrick Miller (81 atts.) | 1986-87 |
| 35 - Reggie Hanson (96 atts.) | 1989-90 |
| By a Freshman — | |
| 68 - Rex Chapman (176 atts.) | 1986-87 |
| By a Sophomore — | |
| 66 - Rex Chapman (159 atts.) | 1987-88 |
| By a Junior — | |
| 54 - Derrick Miller (139 atts.) | 1988-89 |
| By a Senior — | |
| 99 - Derrick Miller (289 atts.) | 1989-90 |

### Career:

| | |
|---|---|
| 191 - Derrick Miller (533 atts.) | 1986-90 |
| 134 - Rex Chapman (335 atts.) | 1986-88 |

## THREE-POINTERS ATTEMPTED

### Game:

| | |
|---|---|
| 19 - Derrick Miller, UK at Kansas | Dec. 9, 1990 |

### Season:

| | |
|---|---|
| 289 - Derrick Miller (made 99) | 1990 |
| 176 - Rex Chapman (made 68) | 1987 |
| 159 - Rex Chapman (made 66) | 1988 |
| 139 - Derrick Miller (made 54) | 1989 |
| 88 - James Blackmon (made 33) | 1987 |
| 81 - Derrick Miller (made 35) | 1987 |
| 72 - Ed Davender (made 22) | 1988 |

### Career:

| | |
|---|---|
| 533 - Derrick Miller (made 191) | 1986-90 |
| 335 - Rex Chapman (made 134) | 1986-88 |
| 131 - Ed Davender (made 37) | 1984-88 |

## THREE-POINT PERCENTAGE (Min. 40 made)

### Season:

| | |
|---|---|
| 41.5 - Rex Chapman (66-159) | 1987-88 |
| 38.8 - Derrick Miller (54-139) | 1988-89 |
| 38.6 - Rex Chapman (68-176) | 1986-87 |
| 36.7 - John Pelphrey (44-120) | 1989-90 |
| 34.3 - Derrick Miller (99-289) | 1989-90 |
| By a Freshman — | |
| 38.6 - Rex Chapman (68-176) | 1986-87 |
| By a Sophomore — | |
| 41.5 - Rex Chapman (66-159) | 1987-88 |
| By a Junior — | |
| 38.8 - Derrick Miller (54-139) | 1988-89 |
| By a Senior — | |
| 34.3 - Derrick Miller (99-289) | 1989-90 |

### Career:

| | |
|---|---|
| 40.0 - Rex Chapman (134-335) | 1986-88 |
| 37.5 - James Blackmon (33-88) | 1986-87 |
| 35.8 - Derrick Miller (191-533) | 1986-90 |



*Three's a crowd for Wildcat fans in Rupp Arena.*

### *YEAR-BY-YEAR THREE-POINT PERCENTAGE (Min. 35 Made)*

| Year | Player | Class | Pos. | 3PTM | 3PTA | Pct. |
|---|---|---|---|---|---|---|
| 1986-87 | Derrick Miller | Fr. | G | 35 | 81 | 43.2 |
| 1987-88 | Rex Chapman | So. | G | 66 | 159 | 41.5 |
| 1988-89 | Derrick Miller | Jr. | G | 54 | 139 | 38.8 |
| 1989-90 | John Pelphrey | So. | G-F | 44 | 120 | 36.7 |

# FREE-THROWS

## FREE THROWS MADE

**Season:**

218 - Kenny Walker (284 atts.) . . . . . 1985
210 - Dan Issel (275 atts.) . . . . . 1970
201 - Kenny Walker (263 atts.) . . . . . 1986
180 - Alex Groza (248 atts.) . . . . . 1949
176 - Dan Issel (232 atts.) . . . . . 1969
166 - Cotton Nash (218 atts.) . . . . . 1962
164 - Cliff Hagan (235 atts.) . . . . . 1952
162 - Cotton Nash (236 atts.) . . . . . 1963
152 - Cotton Nash (198 atts.) . . . . . 1964

**Season:**

By a Freshman —
131 - Dwight Anderson (182 atts.) . . . . . 1978-79
By a Sophomore —
166 - Cotton Nash (218 atts.) . . . . . 1961-62
By a Junior —
218 - Kenny Walker (284 atts.) . . . . . 1984-85
By a Senior —
210 - Dan Issel (275 atts.) . . . . . 1969-70

**Career:**

550 - Kenny Walker (733 atts.) . . . . . 1983-86
488 - Dan Issel (661 atts.) . . . . . 1968-70
480 - Cotton Nash (652 atts.) . . . . . 1962-64
438 - Ed Davender (553 atts.) . . . . . 1984-88
369 - Alex Groza (548 atts.) . . . . . 1947-49
368 - Winston Bennett (516 atts.) . . . . . 1983-88
352 - Jack Givens (441 atts.) . . . . . 1975-78
346 - Frank Ramsey (518 atts.) . . . . . 1951-52,54
341 - Cliff Hagan (487 atts.) . . . . . 1951-52,54
333 - Johnny Cox (441 atts.) . . . . . 1957-59

## FREE THROW ATTEMPTS

**Season:**

284 - Kenny Walker (made 218) . . . . . 1985
275 - Dan Issel (made 210) . . . . . 1970
263 - Kenny Walker (made 201) . . . . . 1986
248 - Alex Groza (made 180) . . . . . 1949
236 - Cotton Nash (made 162) . . . . . 1963
235 - Cliff Hagan (made 164) . . . . . 1952
232 - Dan Issel (made 176) . . . . . 1969
218 - Cotton Nash (made 166) . . . . . 1962
214 - Frank Ramsey (made 139) . . . . . 1952
211 - Bill Spivey (made 131) . . . . . 1951

**Season:**

By a Freshman —
182 - Dwight Anderson (made 131) . . . . . 1978-79
By a Sophomore —
218 - Cotton Nash (made 166) . . . . . 1961-62
By a Junior —
284 - Kenny Walker (made 218) . . . . . 1984-85
By a Senior —
275 - Dan Issel (made 210) . . . . . 1969-70

**Career:**

733 - Kenny Walker (made 550) . . . . . 1983-86
661 - Dan Issel (made 488) . . . . . 1968-70
652 - Cotton Nash (made 480) . . . . . 1962-64
553 - Ed Davender (made 438) . . . . . 1984-88
548 - Alex Groza (made 369) . . . . . 1947-49
518 - Frank Ramsey (made 346) . . . . . 1951-52,54
516 - Winston Bennett (made 368) . . . . . 1983-88
487 - Cliff Hagan (made 341) . . . . . 1951-52,54
455 - Rick Robey (made 329) . . . . . 1975-78
441 - Jack Givens (made 352) . . . . . 1975-78

## FREE THROW PERCENTAGE

**Season:**

*91.2 - Kyle Macy (104-114) . . . . . 1980
89.6 - Jim Master (95-106) . . . . . 1982
89.2 - Kyle Macy (115-129) . . . . . 1978
88.2 - Kent Hollenbeck (82-93) . . . . . 1971
88.1 - Bennie Coffman (67-76) . . . . . 1960
87.5 - Ronnie Lyons (70-80) . . . . . 1972
87.3 - Dirk Minniefield (55-63) . . . . . 1981
87.1 - Ed Davender (149-171) . . . . . 1987-88
86.8 - Kyle Macy (112-129) . . . . . 1979
85.5 - Scotty Baesler (59-69) . . . . . 1963

**Season:**

By a Freshman —
85.7 - Jim Master (48-56) . . . . . 1980-81
By a Sophomore —
89.6 - Jim Master (95-106) . . . . . 1981-82
By a Junior —
86.8 - Kyle Macy (112-129) . . . . . 1978-79
By a Senior —
91.2 - Kyle Macy (104-114) . . . . . 1979-80



*Kyle Macy*



*Jim Master*

**Career: (min. 200 atts.)**

*89.0 - Kyle Macy (331-372) . . . . . 1978-80
84.9 - Jim Master (259-305) . . . . . 1981-84
83.4 - Louie Dampier (297-356) . . . . . 1965-67
80.0 - Tom Parker (180-225) . . . . . 1970-72
79.8 - Jack Givens (352-441) . . . . . 1975-78
79.2 - Ed Davender (438-553) . . . . . 1984-88
78.5 - Mike Casey (241-307) . . . . . 1968-69,71
77.8 - Kevin Grevey (259-333) . . . . . 1973-75
77.3 - Dirk Minniefield (225-291) . . . . . 1980-83
75.8 - Derrick Hord (270-356) . . . . . 1980-83

* Also Southeastern Conference Record

## YEAR-BY-YEAR FREE THROW LEADERS
### (Minimum 50 attempts)

| Year | Player | Class | POS | FTM | FTA | Pct. |
|---|---|---|---|---|---|---|
| 1945-46 | Wilbur Schu | SR. | G | 58 | 82 | 70.7 |
| 1946-47 | Kenneth Rollins | JR. | G | 86 | 107 | 80.3 |
| 1947-48 | Kenneth Rollins | SR. | G | 67 | 92 | 72.8 |
| 1948-49 | Alex Groza | SR. | C | 180 | 248 | 72.5 |
| 1949-50 | Bill Spivey | SO. | C | 128 | 176 | 72.7 |
| 1950-51 | Shelby Linville | JR. | F | 53 | 70 | 75.7 |
| 1951-52 | Cliff Hagan | JR. | C | 164 | 235 | 69.7 |
| 1953-54 | Bill Evans | JR. | F | 49 | 63 | 77.8 |
| 1954-55 | Bill Evans | SR. | F | 81 | 109 | 74.3 |
| 1955-56 | Bob Burrow | SR. | C | 114 | 171 | 66.7 |
| | Vernon Hatton | SO. | G | 100 | 150 | 66.7 |
| 1956-57 | Johnny Cox | SO. | F. | 138 | 180 | 76.6 |
| 1957-58 | Vernon Hatton | SR. | G | 112 | 144 | 77.7 |
| 1958-59 | Don Mills | JR. | C | 101 | 122 | 82.7 |
| 1959-60 | Bennie Coffman | SR. | G | 67 | 76 | 88.1 |
| 1960-61 | Larry Pursiful | JR. | G | 99 | 118 | 83.8 |
| 1961-62 | Larry Pursiful | SR. | G | 89 | 109 | 81.6 |
| 1962-63 | Scotty Baesler | SR. | G | 59 | 69 | 85.5 |
| 1963-64 | Terry Mobley | JR. | G | 43 | 56 | 76.7 |
| 1964-65 | Louie Dampier | SO. | G | 84 | 100 | 84.0 |
| 1965-66 | Tommy Kron | SR. | G | 57 | 67 | 85.1 |
| 1966-67 | Louie Dampier | SR. | G | 99 | 119 | 83.1 |
| 1967-68 | Mike Casey | SO. | G | 79 | 96 | 82.3 |
| 1968-69 | Dan Issel | JR. | C | 176 | 232 | 75.9 |
| 1969-70 | Dan Issel | SR. | C | 210 | 275 | 76.4 |
| 1970-71 | Kent Hollenbeck | JR. | G | 82 | 93 | 88.2 |
| 1971-72 | Ronnie Lyons | SO. | G | 70 | 80 | 87.5 |
| 1972-73 | Mike Flynn | SO. | G | 55 | 75 | 73.3 |
| 1973-74 | Kevin Grevey | JR. | F | 83 | 100 | 83.0 |
| 1974-75 | Rick Robey | FR. | C | 51 | 63 | 81.0 |
| 1975-76 | Jack Givens | SO. | F | 116 | 140 | 82.9 |
| 1976-77 | Jack Givens | JR. | F | 94 | 113 | 83.2 |
| 1977-78 | Kyle Macy | SO. | G | 115 | 129 | 89.2 |
| 1978-79 | Kyle Macy | JR. | G | 112 | 129 | 86.8 |
| 1979-80 | Kyle Macy | SR. | G | 104 | 114 | 91.2 |
| 1980-81 | Dirk Minniefield | SO. | G | 55 | 63 | 87.3 |
| 1981-82 | Jim Master | SO. | G | 95 | 106 | 89.6 |
| 1982-83 | Derrick Hord | SR. | F | 65 | 79 | 82.3 |
| 1983-84 | Jim Master | SR. | G | 60 | 74 | 81.1 |
| 1984-85 | Kenny Walker | JR. | F | 218 | 284 | 76.8 |
| 1985-86 | Ed Davender | SO. | G | 104 | 131 | 79.4 |
| 1986-87 | Ed Davender | JR. | G | 107 | 145 | 73.8 |
| 1987-88 | Ed Davender | SR. | G | 149 | 171 | 87.1 |
| 1988-89 | Reggie Hanson | SO. | F | 57 | 76 | 75.0 |
| 1989-90 | Richie Farmer | SO. | G | 50 | 59 | 84.7 |

# ASSISTS

*(kept since 1961-62 season)*

## Game:

14 - Dirk Minniefield, Villanova at UK, Dec. 4, 1982
14 - Dickey Beal, UK vs Brigham Young, March 17, 1984

## Season:

232 - Roger Harden ..... 1986
188 - Dirk Minniefield ..... 1982
181 - Dirk Minniefield ..... 1983
178 - Kyle Macy ..... 1978
164 - Sean Woods ..... 1990
163 - Kyle Macy ..... 1980
151 - Dirk Minniefield ..... 1981
146 - Sean Sutton ..... 1988
143 - Larry Johnson ..... 1977
142 - Roger Harden ..... 1985
133 - Dickey Beal ..... 1984
131 - Ed Davender ..... 1988
129 - Kyle Macy ..... 1979
129 - Mike Casey ..... 1969

## Season:

By a Freshman-
126 - Dirk Minniefield ..... 1979-80
By a Sophmore-
178 - Kyle Macy ..... 1977-78
By a Junior-
188 - Dirk Minniefield ..... 1981-82
By a Senior-
232 - Roger Harden ..... 1985-86

## Career:

646 - Dirk Minniefield ..... 1980-83
498 - Roger Harden ..... 1983-86
470 - Kyle Macy ..... 1978-80
436 - Ed Davender ..... 1984-88
319 - Larry Johnson ..... 1974-77
301 - Dickey Beal ..... 1981-84
270 - Jack Givens ..... 1975-78
264 - Jimmy Dan Conner ..... 1973-75
264 - Jim Master ..... 1981-84
260 - Mike Casey ..... 1968-69-71



*Kyle Macy led UK in assists for three straight years.*

## YEAR-BY-YEAR ASSIST LEADERS

| Year | Player | Class | POS | G | Asst. | Average |
|---|---|---|---|---|---|---|
| 1961-62 | Scotty Baesler | JR. | G | 26 | 112 | 4.3 |
| 1962-63 | Cotton Nash | JR. | F-C | 25 | 66 | 2.6 |
| 1963-64 | Larry Conley | SO. | F-C | 27 | 112 | 4.2 |
| 1964-65 | Larry Conley | JR. | F-C | 25 | 81 | 3.2 |
| 1965-66 | Larry Conley | SR. | F | 29 | 100 | 3.4 |
| 1966-67 | Pat Riley | SR. | F | 26 | 68 | 2.6 |
| 1967-68 | Mike Pratt | SO. | F | 27 | 82 | 3.0 |
| 1968-69 | Mike Casey | JR. | G | 28 | 129 | 4.6 |
| 1969-70 | Mike Pratt | SR. | F | 28 | 99 | 3.5 |
| 1970-71 | Larry Steele | SR. | F | 24 | 93 | 3.9 |
| 1971-72 | Stan Key | SR. | G | 28 | 89 | 3.2 |
| 1972-73 | Jimmy Dan Conner | SO. | G | 28 | 83 | 3.0 |
| 1973-74 | Mike Flynn | JR. | G | 26 | 83 | 3.2 |
| 1974-75 | Jimmy Dan Conner | SR. | G | 31 | 106 | 3.4 |
| | Mike Flynn | SR. | G | 31 | 106 | 3.4 |
| 1975-76 | Larry Johnson | JR. | G | 30 | 98 | 3.3 |
| 1976-77 | Larry Johnson | SR. | G | 30 | 143 | 4.8 |
| 1977-78 | Kyle Macy | SO. | G | 32 | 178 | 5.6 |
| 1978-79 | Kyle Macy | JR. | G | 31 | 129 | 4.2 |
| 1979-80 | Kyle Macy | SR. | G | 35 | 163 | 4.7 |
| 1980-81 | Dirk Minniefield | SO. | G | 28 | 151 | 5.4 |
| 1981-82 | Dirk Minniefield | JR. | G | 30 | 188 | 6.3 |
| 1982-83 | Dirk Minniefield | SR. | G | 31 | 181 | 5.8 |
| 1983-84 | Dickey Beal | SR. | G | 30 | 133 | 4.4 |
| 1984-85 | Roger Harden | JR. | G | 30 | 142 | 4.7 |
| 1985-86 | Roger Harden | SR. | G | 36 | 232 | 6.4 |
| 1986-87 | Rex Chapman | FR. | G | 29 | 103 | 3.6 |
| 1987-88 | Ed Davender | SR. | G | 33 | 131 | 4.0 |
| 1988-89 | Sean Sutton | SO. | G | 31 | 146 | 4.7 |
| 1989-90 | Sean Woods | SO. | G | 28 | 164 | 5.9 |

# ATTENDANCE RECORDS

## LARGEST RUPP ARENA CROWDS

### College

| No. | Att. | Date | | Opponent |
|---|---|---|---|---|
| 1. | 24,301 | Feb. 15, 1990 | UK | vs. LSU |
| 2. | 24,288 | Jan. 14, 1989 | UK | vs. LSU |
| 3. | 24,245 | Jan. 20, 1990 | UK | vs.Tennessee |
| 4. | 24,203 | Dec. 7, 1985 | UK | vs. Indiana |
| 5. | 24,185 | Feb. 27, 1985 | UK | vs. Tennessee |
| 6. | 24,180 | Dec. 28, 1985 | UK | vs. Louisville |
| 7. | 24,174 | Feb. 24, 1990 | UK | vs. Auburn |
| 8. | 24,165 | Dec. 8, 1981 | UK | vs. Indiana |
| 9. | 24,102 | Jan. 27, 1990 | UK | vs. Mississippi |
| 10. | 24,098 | Dec. 16, 1983 | UK | vs. Wyoming |
| | 24,098 | Dec. 17, 1983 | UK | vs. Brigham Young |
| 12. | 24,089 | Dec. 30, 1989 | UK | vs. Louisville |
| 13. | 24,075 | Feb. 3, 1990 | UK | vs. Louisville |
| 14. | 24,025 | Feb. 28, 1988 | UK | vs. Syracuse |
| 15. | 24,012 | Nov. 26, 1983 | UK | vs. Louisville |
| 16. | 24,011 | Mar. 1, 1981 | UK | vs. LSU |
| 17. | 23,995 | Dec. 18, 1987 | UK | vs. Miami (Ohio) |
| | 23,995 | Dec. 19, 1987 | UK | vs. N.C. Charlotte |
| 19. | 23,992 | Jan. 22, 1984 | UK | vs. Houston |
| 20. | 23,991 | Mar. 1, 1987 | UK | vs. Oklahoma |




### High School

| | | | |
|---|---|---|---|
| 1. | 24,041 | March 27, 1987 | LaRue Co. vs. Clay Co. |
| | | | Madison Cent. vs. Oldham Co. |
| 2. | 20,904 | March 26, 1982 | Laurel Co. vs. Oldham Co. |
| | | | Virgie vs. Mason Co. |
| 3. | 20,764 | March 21, 1981 | Simon Kenton vs. Mason Co. |
| 4. | 20,310 | March 26, 1987 | Madison Cent. vs. Warren Co. |
| | | | Oldham Co. vs. Hazard |
| 5. | 19,570 | March 25, 1982 | Mason Co vs. Middlesboro |
| | | | Virgie vs. M.C. Napier |
| 6. | 19,516 | March 17, 1989 | Bryan Station vs. Warren East |
| | | | Wayne Co. vs. Hart County |
| 7. | 19,129 | March 27, 1987 | Paintsville vs. Owensboro |
| | | | Ballard vs. Mason Co. |

## LARGEST CROWDS AT ANY UK GAME

| No. | Att. | Site | Date | Opponent |
|---|---|---|---|---|
| 1. | 45,217 | Hoosier Dome, Indianapolis | Dec. 3, 1988 | UK vs. Notre Dame |
| 2. | 43,601 | Hoosier Dome, Indianapolis | Dec. 5, 1987 | UK vs. Inidana |
| 3. | 40,128 | Hoosier Dome, Indianapolis | Dec. 2, 1989 | UK vs. Indiana |
| 4. | 38,471 | Kingdome, Seattle | Mar. 31, 1984 | UK vs. Georgetown |
| 5. | 24,464 | Thompson-Boling Arena, Knoxville, Tenn. | Jan. 21, 1989 | UK vs. Tennessee |
| 6. | 24,378 | Thompson-Boling Arena, Knoxville, Tenn. | Feb. 17, 1988 | UK vs. Tennessee |
| 7. | 24,301 | Rupp Arena, Lexington | Feb. 15, 1990 | LSU at UK |
| 8. | 24,288 | Rupp Arena, Lexington | Jan. 14, 1989 | LSU at UK |
| 9. | 24,245 | Rupp Arena, Lexington | Jan. 20, 1990 | Tennessee at UK |
| 10. | 24,203 | Rupp Arena, Lexington | Dec. 7, 1985 | Indiana at UK |

# ALL-TIME STREAKS & OVERTIME GAMES

## ALL-TIME WINNING STREAKS

### OVERALL

| No. | Began | Ended |
|---|---|---|
| 32 | Dec. 5, 1953 vs. Temple (H) 86-59 | Jan. 8, 1955 vs. Georgia Tech (H) 58-59 |
| 26 | Jan. 28, 1946 vs. Georgia Tech (H) 54-26 | Dec. 30, 1946 vs. Oklahoma A&M (N) 31-37 |
| 25 | Feb. 27, 1965 vs. Tennessee (H) 61-60 | March 5, 1966 vs. Tennessee (A) 62-69 |
| 24 | Feb. 6, 1933 vs. Mexico (H) 81-22 | Feb. 24, 1934 vs. Florida (N) 32-38 |
| 23 | Jan. 2, 1952 vs. Mississippi (H) 116-58 | March 22, 1952 vs. St. John's (N) 57-64 |
| 21 | Jan. 11, 1949 vs. Bowling Green (N) 63-61 | March 14, 1949 vs. Loyola of Chicago (N) 56-67 |
| 21 | Dec. 30, 1950 vs. Syracuse (N) 69-59 | March 3, 1951 vs. Vanderbilt (N) 57-61 |
| 18 | Feb. 5, 1948 vs. Alabama (A) 41-31 | March 31, 1948 vs. Phillips Oilers (N) 49-53 |
| 16 | March 1, 1958 vs. Tennessee (A) 77-66 | Jan. 6, 1959 vs. Vanderbilt (A) 66-75 |
| 16 | Dec. 11, 1961 vs. St. Louis (H) 86-77 | Feb. 12, 1962 vs. Mississippi State (H) 44-49 |
| 16 | March 15, 1969 vs. Miami Ohio (N) 72-71 | Jan. 31, 1970 vs. Vanderbilt (A) 81-87 |
| 16 | Feb. 21, 1976 vs. Florida (H) 96-89 | Dec. 18, 1976 vs. Utah (H) 68-70 |
| 16 | Feb. 13, 1978 vs. Mississippi (A) 64-52 | Dec. 16, 1978 vs. Indiana (A) 67-68 |

### HOMECOURT STREAKS

| No. | Began | Ended |
|---|---|---|
| 129 | Jan. 4, 1943 vs. Ft. Knox 64-30 | Jan. 8, 1955 vs. Georgia Tech 58-59 |
| 39 | Jan. 10, 1933 vs. South Carolina 44-36 | Feb. 22, 1936 vs. Creighton 29-31 |
| 30 | Dec. 1, 1980 vs. East Tennessee 62-57 | March 6, 1982 vs. Alabama 46-48 |
| 28 | Dec. 21, 1957 vs. Minnesota 78-58 | Dec. 19, 1959 vs. West Virginia 70-79 |
| 28 | Dec. 20, 1968 vs. Michigan 112-104 | Dec. 19, 1970 vs. Purdue 83-89 |
| 27 | Jan. 11, 1930, vs. Creighton 25-21 | Feb. 20, 1932 vs. Vanderbilt 31-32 |
| 26 | Jan. 22, 1977 vs. LSU 87-72 | Dec. 22, 1978 vs. Texas A&M 69-73 |
| 24 | Feb. 28, 1985 vs. Tennessee 92-67 | Jan. 7, 1987 vs. Alabama 55-69 |
| 23 | Jan. 17, 1983 vs. Florida 70-63 | Dec. 4, 1984 vs. SMU 54-56 |
| 21 | Jan. 18, 1965 vs. Auburn 73-67 | Dec. 5, 1966 vs. Illinois 97-98 |

## BIGGEST WINS

| Margin | Opponent (Site) | Score | Date |
|---|---|---|---|
| 77 | Georgia (Louisville) | 143-66 | Feb. 27, 1956 |
| 72 | Wabash (H) | 96-24 | Dec. 28, 1946 |
| 72 | Western Ontario (H) | 90-18 | Dec. 10, 1949 |
| 69 | Oglethorpe (H) | 81-12 | Dec. 13, 1934 |
| 69 | Arkansas State (H) | 75- 6 | Jan. 8, 1945 |
| 69 | Vanderbilt (Louisville) | 98-29 | Feb. 27, 1947 |
| 66 | Auburn (Louisville) | 84-18 | Feb. 28, 1947 |
| 65 | Texas A&M (H) | 83-18 | Dec. 14, 1946 |
| 59 | Mexico U. (H) | 81-22 | Feb. 6, 1933 |
| 58 | Mississippi (Owensboro) | 116-58 | Jan. 2, 1952 |

## BIGGEST LOSSES

| Margin | Opponent (Site) | Score | Date |
|---|---|---|---|
| 70 | Central (A) | 17-87 | Jan. 28, 1910 |
| 55 | Kansas (A) | 95-150 | Dec. 9, 1989 |
| 47 | Wabash (A) | 10-57 | Jan. 6, 1925 |
| 42 | Central (A) | 9-51 | March 11, 1910 |
| 41 | Rose Poly (A) | 11-52 | Feb. 10, 1910 |
| 39 | City College of New York (N) | 50-89 | March 14, 1950 |
| 38 | Cincinnati (H) | 10-48 | Dec. 18, 1926 |
| 37 | Christ Church, Cin. (A) | 17-54 | Feb. 15, 1906 |
| 35 | Louisiana State (H) | 41-76 | Jan. 18, 1987 |
| 32 | Georgia Tech (A) | 16-48 | Jan. 22, 1927 |
| 30 | Cincinnati, (A) | 17-47 | Feb. 7, 1910 |
| 30 | Maryland (A) | 7-37 | Jan. 19, 1928 |
| 30 | Vanderbilt (A) | 51-81 | Feb. 8, 1989 |

## OVERTIME GAMES

| Year | Opponent | Result |
|---|---|---|
| 1909-10 | Ky. Wesleyan | W 14-12* |
| 1917-18 | Centre | W 22-20*** |
| 1919-20 | Centre | L 18-20* |
| 1928-29 | Miami, Ohio | W 43-42*** |
| 1929-30 | Washington & Lee | W 28-26* |
| 1929-30 | Tennessee | L 24-29* |
| 1930-31 | Tennessee | W 36-32* |
| 1938-39 | Tennessee | W 6-34** |
| 1944-45 | Ohio State | W 53-48* |
| | Long Island | W 62-52* |
| | Notre Dame | L 58-59* |
| 1949-50 | Villanova | W 57-56* |
| 1950-51 | St. Louis | L 42-43* |
| 1957-58 | Temple | W 85-83*** |
| | Alabama | W 45-43* |
| 1958-59 | Maryland | W 58-56* |
| 1959-60 | Kansas | W 77-72* |
| 1960-61 | St. Louis | L 72-74* |
| 1962-63 | Georgia Tech | L 85-86** |
| | Tennessee | L 69-78* |
| 1965-66 | Georgia | W 69-65** |
| 1966-67 | Illinois | L 97-98* |
| | Vanderbilt | L 89-91* |
| | Tennessee | L 50-52** |
| | Mississippi State | L 72-77* |
| 1968-69 | Alabama | W 83-70* |
| 1971-72 | Indiana | L 89-90** |
| | Vanderbilt | W 85-80* |
| 1972-73 | Mississippi State | W 100-87* |
| | Austin Peay | W 106-100* |
| 1973-74 | Auburn | L 97-99* |
| 1975-76 | Indiana | L 68-77* |
| | Tennessee | L 88-90* |
| | Auburn | L 84-91* |
| | Mississippi State | W 94-93* |
| 1976-77 | Georgia | W 64-59* |
| | Tennessee | L 67-71* |
| 1977-78 | Louisiana State | L 94-95* |
| 1978-79 | Kansas | W 67-66* |
| | Indiana | L 67-68* |
| | Auburn | W 86-83* |
| | Tennessee | L 69-75* |
| 1979-80 | Duke | L 76-82* |
| | Louisiana State | W 76-74* |
| 1981-82 | Kansas | W 77-74* |
| | Notre Dame | W 34-28* |
| | Auburn | L 81-83* |
| 1982-83 | Vanderbilt | W 82-77* |
| | Louisville | L 68-80* |
| 1984-85 | Auburn | W 49-47* |
| 1986-87 | Tennessee | W 91-84* |
| 1987-88 | Indiana | W 82-76* |
| 1989-90 | Southwestern La. | L 113-116* |

* One Overtime
** Two Overtimes
*** Three Overtimes

# UK IN TOURNAMENTS

## OLYMPIC TRIALS TOURNAMENT

**(One Appearance — Champions College Bracket)**

1948 Won 2, Lost 1. Qualified as NCAA Champion. Defeated Louisville and Baylor for championship College Bracket. (Lost to AAU Champion Phillips Oilers in National Finals).

## OLYMPIC GAMES

**(One Appearance — One World Championship)**

1948 Won 8, Lost 0. Kentucky participated along with the Phillips Oilers as the United States' basketball entry. Defeated France for the championship.

## NATIONAL INVITATION TOURNAMENT (NIT)

**(Seven Appearances — Two Championships)**

| | |
|---|---|
| 1979 Won 0, Lost 1. | Eliminated in first game by Clemson. |
| 1976 Won 4, Lost 0. | Defeated UNCC for championship. |
| 1950 Won 0, Lost 1. | Eliminated in first game by CCNY. |
| 1949 Won 0, Lost 1. | Eliminated in first game by Loyola (Chicago). |
| 1947 Won 2, Lost 1. | Defeated by Utah in championship game. |
| 1946 Won 3, Lost 0. | Defeated Rhode Island for championship. |
| 1944 Won 2, Lost 1. | Eliminated by St. John's in second game. |

(For Dates, Sites and Scores See All-Time Record Section)

## SOUTHERN INTERCOLLEGIATE ATHLETIC ASSOCIATION (SIAA TOURNAMENT)

**(Three Appearances — One Championship)**

| | |
|---|---|
| 1924 Won 0, Lost 1. | Eliminated in first game by North Carolina. |
| 1922 Won 1, Lost 1. | Eliminated in second game by Mercer. |
| 1921 Won 4, Lost 0. | Defeated Georgia for championship. |

## SOUTHERN CONFERENCE TOURNAMENT

**(Seven Appearances — No Championships)***

| | |
|---|---|
| 1932 Won 1, Lost 1. | Eliminated in second game by North Carolina. |
| 1931 Won 3, Lost 1. | Eliminated by Maryland. |
| 1930 Won 2, Lost 1. | Eliminated in semifinals by Duke. |
| 1929 Won 1, Lost 1. | Eliminated in second game by Georgia. |
| 1928 Won 2, Lost 1. | Eliminated in semifinals by Mississippi. |
| 1926 Won 2, Lost 1. | Eliminated in semifinals by Mississippi A&M. |
| 1925 Won 1, Lost 1. | Eliminated in second game by Georgia. |

* Kentucky joined Southeastern Conference in 1933.

## SUGAR BOWL TOURNAMENT

**(Ten Appearances — Five Championships)**

| | |
|---|---|
| 1963 Won 2, Lost 0. | Defeated Duke for championship. |
| 1956 Won 2, Lost 0. | Defeated Houston for championship. |
| 1950 Won 1, Lost 1. | Defeated in first game by St. Louis. |
| | Defeated Syracuse in consolation game. |
| 1951 Won 1, Lost 1. | Defeated in championship game by St. Louis. |
| 1950 Won 0, Lost 1. | Eliminated in first game by St. Louis. |
| 1949 Won 2, Lost 0. | Defeated Bradley for championship. |
| 1948 Won 1, Lost 1. | Eliminated in finals by St. Louis. |
| 1946 Won 0, Lost 1. | Lost to Oklahoma A&M. |
| 1940 Won 0, Lost 1. | Lost to Indiana. |
| 1939 Won 1, Lost 0. | Defeated Ohio State for championship. |
| 1937 Won 1, Lost 0. | Defeated Pittsburgh for championship. |

(For Dates, Sites, and Scores See All-Time Record Section)

## GREAT ALASKA SHOOTOUT

**(Two Appearances — One Championship)**

| | |
|---|---|
| 1988 Won 2, Lost 1. | Defeated California in consolation game. |
| 1979 Won 2, Lost 0. | Defeated Iona for championship. |

# NCAA TOURNAMENT YEAR-BY-YEAR

## Kentucky In The NCAA Tournament

| | | |
|---|---|---|
| 1942 | Illinois | Won 46-44 |
| | Dartmouth | Lost 28-47 |
| 1945 | Ohio State | Lost 37-45 |
| | Tufts | Won 66-56 |
| 1948 | Columbia | Won 76-53 |
| | Holy Cross | Won 60-52 |
| | Baylor | Won 58-42 |
| 1949 | Villanova | Won 85-72 |
| | Illinois | Won 76-47 |
| | Oklahoma State | Won 46-36 |
| 1951 | Louisville | Won 79-68 |
| | St. John's | Won 59-43 |
| | Illinois | Won 76-74 |
| | Kansas State | Won 68-58 |
| 1952 | Penn State | Won 82-54 |
| | St. John's | Lost 57-64 |
| 1955 | Marquette | Lost 71-79 |
| | Penn State | Won 84-59 |
| 1956 | Wayne University | Won 84-64 |
| | Iowa | Lost 77-89 |
| 1957 | Pittsburgh | Won 98-92 |
| | Michigan State | Lost 68-80 |
| 1958 | Miami, Ohio | Won 94-70 |
| | Notre Dame | Won 89-56 |
| | Temple | Won 61-60 |
| | Seattle | Won 84-72 |
| 1959 | Louisville | Lost 61-76 |
| | Marquette | Won 98-69 |
| 1961 | Morehead | Won 71-64 |
| | Ohio State | Lost 74-87 |
| 1962 | Butler | Won 81-60 |
| | Ohio State | Lost 64-74 |
| 1964 | Ohio University | Lost 69-85 |
| | Loyola, Chicago | Lost 91-100 |
| 1966 | Dayton | Won 86-79 |
| | Michigan | Won 84-77 |
| | Duke | Won 83-79 |
| | Texas-El Paso | Lost 65-72 |
| 1968 | Marquette | Won 107-89 |
| | Ohio State | Lost 81-82 |
| 1969 | Marquette | Lost 74-81 |
| | Miami, Ohio | Won 72-71 |
| 1970 | Notre Dame | Won 109-99 |
| | Jacksonville | Lost 100-106 |
| 1971 | Western Kentucky | Lost 83-107 |
| | Marquette | Lost 74-91 |
| 1972 | Marquette | Won 83-69 |
| | Florida State | Lost 54-73 |
| 1973 | Austin Peay | Won 106-100 |
| | Indiana | Lost 65-72 |
| 1975 | Marquette | Won 76-54 |
| | Central Michigan | Won 90-73 |
| | Indiana | Won 92-90 |
| | Syracuse | Won 95-79 |
| | UCLA | Lost 85-92 |
| 1977 | Princeton | Won 72-58 |
| | Virginia Military Institute | Won 93-78 |
| | North Carolina | Lost 72-79 |
| 1978 | Florida State | Won 85-76 |
| | Miami, Ohio | Won 91-69 |
| | Michigan State | Won 52-49 |
| | Arkansas | Won 64-59 |
| | Duke | Won 94-88 |
| 1980 | Florida State | Won 97-78 |
| | Duke | Lost 54-55 |
| 1981 | Alabama-Birmingham | Lost 62-69 |
| 1982 | Middle Tennessee | Lost 44-50 |
| 1983 | Ohio University | Won 57-40 |
| | Indiana | Won 64-59 |
| | Louisville | Lost 68-80 (O.T.) |
| 1984 | Brigham Young | Won 94-68 |
| | Louisville | Won 72-67 |
| | Illinois | Won 54-51 |
| | Georgetown | Lost 40-53 |
| 1985 | Washington | Won 66-58 |
| | Nevada-Las Vegas | Won 64-61 |
| | St. John's | Lost 70-86 |
| 1986 | Davidson | Won 75-55 |
| | Western Kentucky | Won 71-64 |
| | Alabama | Won 68-63 |
| | Louisiana State | Lost 57-59 |
| 1987 | Ohio State | Lost 77-91 |

# YEAR-BY-YEAR TEAM STATS

| | G | FGM - FGA | Pct. | FTM - FTA | Pct. | REB - Avg. | PF - | D | A | BS | ST | PTS - Avg. |
|---|---|---|---|---|---|---|---|---|---|---|---|---|
| **1945-46** | | | | | | | | | | | | |
| UK | 30 | 725 | | 371 - 613 | 60.5 | | 469 | | | | | 1821 - 60.7 |
| Opponents | 30 | | | | | | | | | | | 1198 - 39.9 |
| **1946-47** | | | | | | | | | | | | |
| UK | 37 | 1018 - 3232 | 31.5 | 500 - 781 | 64.0 | | 682 | | | | | 2536 - 68.5 |
| Opponents | 37 | | | | | | | | | | | 1416 - 38.3 |
| **1947-48** | | | | | | | | | | | | |
| UK | 39 | 1082 - 3465 | 31.2 | 526 - 841 | 62.5 | | 764 | | | | | 2690 - 69.0 |
| Opponents | 39 | | 23.2 | | | | | | | | | 1730 - 44.4 |
| **1948-49** | | | | | | | | | | | | |
| UK | 34 | 903 - 2756 | 32.8 | 514 - 728 | 70.6 | | 636 | | | | | 2320 - 68.2 |
| Opponents | 34 | 538 - 2216 | 24.3 | 454 - 756 | 60.1 | | 635 | | | | | 1530 - 45.0 |
| **1949-50** | | | | | | | | | | | | |
| UK | 30 | 823 - 2485 | 33.1 | 443 - 673 | 65.8 | | 604 | | | | | 2089 - 69.6 |
| Opponents | 30 | 625 - 2270 | 27.5 | 446 - 725 | 61.5 | | 558 | | | | | 1696 - 56.5 |
| **1950-51** | | | | | | | | | | | | |
| UK | 34 | 1029 - 3013 | 34.2 | 482 - 744 | 64.8 | 2109 - 62.0 | 648 | | 471 | | | 2540 - 74.7 |
| Opponents | 34 | 656 - 2422 | 27.0 | 471 - 786 | 59.9 | 1357 - 39.9 | 623 | | 265 | | | 1783 - 52.4 |
| **1951-52** | | | | | | | | | | | | |
| UK | 32 | 1043 - 2829 | 36.9 | 549 - 865 | 63.5 | 1817 - 56.8 | 707 | | 497 | | | 2635 - 82.3 |
| Opponents | 32 | 658 - 2219 | 29.7 | 458 - 786 | 58.3 | 1164 - 36.4 | 731 | | 188 | | | 1774 - 55.4 |
| **1952-53** | | | | | | | | | | | | |
| | No Schedule (Under Suspension by NCAA) | | | | | | | | | | | |
| **1953-54** | | | | | | | | | | | | |
| UK | 25 | 829 - 2162 | 38.3 | 529 - 780 | 67.8 | 1318 - 52.7 | 582 - | 35 | | | | 2187 - 87.5 |
| Opponents | 25 | 481 - 1574 | 30.6 | 546 - 872 | 62.6 | 851 - 34.0 | 500 - | 27 | | | | 1508 - 60.3 |
| **1954-55** | | | | | | | | | | | | |
| UK | 26 | 781 - 2123 | 36.8 | 425 - 675 | 63.0 | 1680 - 64.6 | 481 | | | | | 1987 - 76.4 |
| Opponents | 26 | 527 - 1741 | 30.3 | 534 - 824 | 64.8 | 1120 - 43.1 | 400 | | | | | 1588 - 61.1 |
| **1955-56** | | | | | | | | | | | | |
| UK | 26 | 862 - 2078 | 41.5 | 473 - 729 | 64.9 | 1502 - 57.8 | 490 | | | | | 2197 - 84.5 |
| Opponents | 26 | 628 - 1750 | 35.9 | 546 - 828 | 65.9 | 1094 - 42.1 | 548 | | | | | 1802 - 69.3 |
| **1956-57** | | | | | | | | | | | | |
| UK | 28 | 889 - 2191 | 40.6 | 579 - 829 | 69.8 | 1550 - 55.4 | 524 | | | | | 2357 - 84.2 |
| Opponents | 28 | 673 - 1971 | 34.1 | 607 - 883 | 68.7 | 1109 - 39.6 | 478 | | | | | 1953 - 69.8 |
| **1957-58** | | | | | | | | | | | | |
| UK | 29 | 832 - 2223 | 37.3 | 502 - 680 | 73.8 | 1562 - 53.9 | 474 | | | | | 2166 - 74.7 |
| Opponents | 29 | 690 - 1945 | 35.5 | 437 - 635 | 68.8 | 1227 - 42.3 | 494 | | | | | 1817 - 62.7 |
| **1958-59** | | | | | | | | | | | | |
| UK | 27 | 778 - 1922 | 40.5 | 570 - 758 | 75.2 | 1361 - 50.4 | 513 | | | | | 2126 - 78.7 |
| Opponents | 27 | 623 - 1687 | 36.9 | 491 - 720 | 68.2 | 1117 - 41.4 | 539 | | | | | 1737 - 64.3 |
| **1959-60** | | | | | | | | | | | | |
| UK | 25 | 667 - 1741 | 38.3 | 504 - 700 | 72.0 | 1317 - 52.7 | 502 | | | | | 1838 - 73.5 |
| Opponents | 25 | 559 - 1547 | 36.1 | 524 - 725 | 72.3 | 1142 - 45.7 | 509 | | | | | 1642 - 65.7 |
| **1960-61** | | | | | | | | | | | | |
| UK | 28 | 726 - 1928 | 37.7 | 575 - 793 | 72.5 | 1438 - 51.4 | 551 | | | | | 2027 - 72.4 |
| Opponents | 28 | 663 - 1665 | 39.8 | 532 - 781 | 68.1 | 1233 - 44.0 | 546 | | | | | 1858 - 66.4 |
| **1961-62** | | | | | | | | | | | | |
| UK | 26 | 822 - 1895 | 43.4 | 497 - 666 | 74.6 | 1399 - 53.8 | 483 - | 16 | 343 | | | 2141 - 82.3 |
| Opponents | 26 | 637 - 1733 | 36.8 | 430 - 623 | 69.0 | 1090 - 41.9 | 476 - | 18 | 168 | | | 1704 - 65.5 |
| **1962-63** | | | | | | | | | | | | |
| UK | 25 | 724 - 1786 | 40.5 | 445 - 638 | 69.7 | 1284 - 51.4 | 461 - | 13 | 237 | | | 1893 - 75.7 |
| Opponents | 25 | 640 - 1568 | 40.8 | 417 - 611 | 68.2 | 1093 - 43.7 | 472 - | 26 | 119 | | | 1697 - 67.9 |
| **1963-64** | | | | | | | | | | | | |
| UK | 27 | 936 - 2096 | 44.7 | 454 - 605 | 75.0 | 1355 - 50.2 | 520 - | 20 | 396 | | | 2326 - 86.1 |
| Opponents | 27 | 727 - 1839 | 39.5 | 500 - 700 | 71.4 | 1268 - 47.0 | 482 - | 15 | 141 | | | 1954 - 72.4 |
| **1964-65** | | | | | | | | | | | | |
| UK | 25 | 796 - 1771 | 49.4 | 517 - 675 | 76.6 | 1103 - 44.1 | 504 - | 27 | 260 | | | 2109 - 84.4 |
| Opponents | 25 | 729 - 1643 | 44.4 | 456 - 659 | 69.2 | 1147 - 45.9 | 526 - | 22 | 153 | | | 1914 - 76.6 |
| **1965-66** | | | | | | | | | | | | |
| UK | 29 | 1017 - 2079 | 48.9 | 485 - 648 | 74.8 | 1368 - 47.2 | 539 - | 18 | 293 | | | 2519 - 86.9 |
| Opponents | 29 | 770 - 1916 | 40.2 | 488 - 690 | 70.7 | 1205 - 41.6 | 515 - | 17 | 120 | | | 2028 - 69.9 |
| **1966-67** | | | | | | | | | | | | |
| UK | 26 | 861 - 1760 | 48.9 | 429 - 559 | 76.7 | 1071 - 41.2 | 508 - | 21 | 270 | | | 2151 - 82.7 |
| Opponents | 26 | 775 - 1698 | 45.6 | 462 - 675 | 68.4 | 1105 - 42.5 | 430 - | 11 | 152 | | | 2012 - 77.4 |
| **1967-68** | | | | | | | | | | | | |
| UK | 27 | 979 - 2082 | 47.0 | 442 - 624 | 70.8 | 1333 - 49.4 | 493 - | 7 | 331 | | | 2400 - 88.9 |
| Opponents | 27 | 831 - 1903 | 43.7 | 443 - 630 | 70.3 | 1212 - 44.9 | 518 - | 17 | 200 | | | 2103 - 77.9 |

# YEAR-BY-YEAR TEAM STATS

| | G | FGM - | FGA | Pct. | FTM - | FTA | Pct. | REB - | Avg. | PF - | D | A | BS | ST | PTS - | Avg. |
|---|---|---|---|---|---|---|---|---|---|---|---|---|---|---|---|---|
| **1968-69** | | | | | | | | | | | | | | | | |
| UK | 28 | 1015 - | 2071 | 49.0 | 512 - | 688 | 74.4 | 1374 - | 49.1 | 528 - | 16 | 499 | | | 2542 - | 90.8 |
| Opponents | 28 | 864 - | 1944 | 44.4 | 469 - | 685 | 68.5 | 1154 - | 41.5 | 513 - | 17 | 233 | | | 2199 - | 78.5 |
| **1969-70** | | | | | | | | | | | | | | | | |
| UK | 28 | 1099 - | 2205 | 49.8 | 511 - | 686 | 74.5 | 1390 - | 49.6 | 548 - | 16 | 432 | | | 2709 - | 96.8 |
| Opponents | 28 | 860 - | 1898 | 45.3 | 534 - | 740 | 72.2 | 1135 - | 40.5 | 513 - | 18 | 215 | | | 2254 - | 80.5 |
| **1970-71** | | | | | | | | | | | | | | | | |
| UK | 28 | 1077 - | 2129 | 50.6 | 516 - | 688 | 75.0 | 1340 - | 47.9 | 556 - | 13 | 425 | | | 2670 - | 95.4 |
| Opponents | 28 | 915 - | 2080 | 44.0 | 543 - | 739 | 73.5 | 1245 - | 44.5 | 537 - | 18 | 250 | | | 2373 - | 84.8 |
| **1971-72** | | | | | | | | | | | | | | | | |
| UK | 28 | 916 - | 1866 | 49.1 | 479 - | 655 | 73.1 | 1214 - | 43.4 | 481 - | 20 | 392 | | | 2311 - | 82.5 |
| Opponents | 28 | 839 - | 1883 | 44.6 | 415 - | 630 | 65.9 | 1171 - | 41.8 | 505 - | 15 | 275 | | | 2093 - | 74.8 |
| **1972-73** | | | | | | | | | | | | | | | | |
| UK | 28 | 1002 - | 2070 | 48.4 | 337 - | 484 | 69.6 | 1292 - | 46.1 | 536 - | 18 | 396 | | | 2341 - | 83.6 |
| Opponents | 28 | 888 - | 1978 | 45.0 | 322 - | 491 | 65.6 | 1182 - | 42.2 | 540 - | 24 | 308 | | | 2098 - | 74.9 |
| **1973-74** | | | | | | | | | | | | | | | | |
| UK | 26 | 845 - | 1699 | 49.7 | 348 - | 481 | 72.3 | 991 - | 38.1 | 521 - | 17 | 324 | | | 2038 - | 78.4 |
| Opponents | 26 | 835 - | 1743 | 47.9 | 317 - | 455 | 69.7 | 990 - | 38.1 | 523 - | 20 | 306 | | | 1987 - | 76.4 |
| **1974-75** | | | | | | | | | | | | | | | | |
| UK | 31 | 1197 - | 2412 | 49.6 | 464 - | 664 | 69.9 | 1442 - | 46.5 | 767 - | 27 | 479 | | | 2858 - | 92.2 |
| Opponents | 31 | 925 - | 2096 | 44.1 | 584 - | 828 | 70.5 | 1274 - | 41.1 | 633 - | 20 | 367 | | | 2434 - | 78.5 |
| **1975-76** | | | | | | | | | | | | | | | | |
| UK | 30 | 981 - | 2027 | 48.4 | 453 - | 637 | 71.1 | 1250 - | 41.7 | 632 - | 25 | 394 | | | 2415 - | 80.5 |
| Opponents | 30 | 938 - | 1998 | 46.9 | 469 - | 667 | 70.3 | 1098 - | 36.6 | 625 - | 27 | 353 | | | 2345 - | 78.2 |
| **1976-77** | | | | | | | | | | | | | | | | |
| UK | 30 | 1009 - | 2015 | 50.1 | 491 - | 697 | 70.5 | 1249 - | 41.6 | 648 - | 15 | 513 | | | 2509 - | 83.6 |
| Opponents | 30 | 818 - | 1828 | 44.9 | 434 - | 608 | 71.4 | 1036 - | 34.5 | 682 - | 38 | 432 | | | 2070 - | 69.1 |
| **1977-78** | | | | | | | | | | | | | | | | |
| UK | 32 | 1040 - | 1922 | 54.1 | 613 - | 808 | 75.9 | 1171 - | 36.6 | 733 - | 18 | 554 | | | 2693 - | 84.2 |
| Opponents | 32 | 878 - | 1889 | 46.5 | 478 - | 718 | 66.6 | 1000 - | 31.3 | 756 - | 50 | 512 | | | 2234 - | 69.8 |
| **1978-79** | | | | | | | | | | | | | | | | |
| UK | 31 | 890 - | 1799 | 49.5 | 666 - | 858 | 77.6 | 1034 - | 33.4 | 715 - | 30 | 392 | 59 | 208 | 2446 - | 78.9 |
| Opponents | 31 | 886 - | 1788 | 49.6 | 508 - | 719 | 70.7 | 995 - | 32.1 | 838 - | 53 | 435 | 90 | 191 | 2280 - | 73.6 |
| **1979-80** | | | | | | | | | | | | | | | | |
| UK | 35 | 1038 - | 2022 | 51.3 | 609 - | 802 | 75.9 | 1265 - | 36.1 | 755 - | 32 | 538 | 125 | 216 | 2685 - | 76.7 |
| Opponents | 35 | 880 - | 1971 | 44.7 | 563 - | 794 | 70.9 | 1052 - | 30.1 | 753 - | 33 | 440 | 77 | 242 | 2323 - | 66.4 |
| **1980-81** | | | | | | | | | | | | | | | | |
| UK | 28 | 781 - | 1602 | 48.8 | 478 - | 664 | 72.0 | 995 - | 35.5 | 616 - | 22 | 402 | 122 | 143 | 2040 - | 72.9 |
| Opponents | 28 | 651 - | 1494 | 43.6 | 458 - | 640 | 71.6 | 899 - | 32.1 | 616 - | 20 | 333 | 48 | 154 | 1760 - | 62.9 |
| **1981-82** | | | | | | | | | | | | | | | | |
| UK | 30 | 827 - | 1618 | 51.1 | 545 - | 727 | 75.0 | 940 - | 31.3 | 571 - | 15 | 460 | 86 | 171 | 2199 - | 73.3 |
| Opponents | 30 | 786 - | 1681 | 46.8 | 421 - | 604 | 69.7 | 926 - | 30.9 | 639 - | 36 | 439 | 86 | 176 | 1991 - | 66.4 |
| **1982-83** | | | | | | | | | | | | | | | | |
| UK | 31 | 869 - | 1564 | 55.6 | 448 - | 625 | 71.7 | 959 - | 30.9 | 544 - | 10 | 499 | 124 | 168 | 2186 - | 70.5 |
| Opponents | 31 | 776 - | 1788 | 43.4 | 385 - | 560 | 68.8 | 950 - | 30.6 | 616 - | 28 | 415 | 63 | 277 | 1937 - | 62.5 |
| **1983-84** | | | | | | | | | | | | | | | | |
| UK | 34 | 900 - | 1749 | 51.5 | 518 - | 721 | 71.8 | 1157 - | 34.0 | 618 - | 13 | 562 | 158 | 176 | 2318 - | 68.2 |
| Opponents | 34 | 796 - | 1894 | 42.0 | 383 - | 576 | 66.5 | 1024 - | 30.1 | 696 - | 32 | 438 | 61 | 199 | 1975 - | 58.1 |
| **1984-85** | | | | | | | | | | | | | | | | |
| UK | 31 | 773 - | 1693 | 45.7 | 491 - | 680 | 72.2 | 1035 - | 33.4 | 600 - | 23 | 441 | 78 | 174 | 2037 - | 65.7 |
| Opponents | 31 | 785 - | 1661 | 47.3 | 406 - | 579 | 70.1 | 984 - | 31.7 | 638 - | 19 | 474 | 60 | 179 | 1918 - | 61.8 |
| **1985-86** | | | | | | | | | | | | | | | | |
| UK | 36 | 1030 - | 2003 | 51.4 | 606 - | 841 | 72.1 | 1191 - | 33.1 | 642 - | 12 | 612 | 97 | 280 | 2666 - | 74.1 |
| Opponents | 36 | 886 - | 1914 | 46.3 | 432 - | 602 | 71.8 | 1031 - | 28.6 | 759 - | 28 | 442 | 86 | 192 | 2210 - | 61.4 |
| **1986-87** | | | | | | | | | | | | | | | | |
| UK | 29 | 747 - | 1597 | 46.8 | 319 - | 509 | 62.7 | 903 - | 31.1 | 531 - | 16 | 387 | 77 | 206 | 1965 - | 67.8 |
| Opponents | 29 | 737 - | 1550 | 47.5 | 387 - | 545 | 71.0 | 963 - | 33.2 | 532 - | 23 | 381 | 72 | 183 | 1944 - | 67.0 |
| **1987-88** | | | | | | | | | | | | | | | | |
| UK | 33 | 963 - | 1971 | 48.9 | 604 - | 797 | 75.8 | 1163 - | 35.2 | 529 - | 11 | 502 | 104 | 246 | 2628 - | 79.6 |
| Opponents | 33 | 883 - | 1947 | 45.4 | 365 - | 508 | 71.9 | 1049 - | 31.8 | 673 - | 23 | 454 | 68 | 198 | 2269 - | 68.8 |
| **1988-89** | | | | | | | | | | | | | | | | |
| UK | 32 | 856 - | 1791 | 47.8 | 400 - | 575 | 59.6 | 1056 - | 33.0 | 596 - | 22 | 499 | 110 | 228 | 2220 - | 69.4 |
| Opponents | 32 | 849 - | 1833 | 46.3 | 451 - | 645 | 69.9 | 1079 - | 33.7 | 569 - | 15 | 480 | 69 | 264 | 2316 - | 72.4 |
| **1989-90** | | | | | | | | | | | | | | | | |
| UK | 28 | 868 - | 1978 | 43.9 | 470 - | 644 | 73.0 | 996 - | 35.6 | 664 - | 25 | 489 | 104 | 309 | 2487 - | 88.8 |
| Opponents | 28 | 868 - | 1763 | 49.2 | 558 - | 782 | 71.4 | 1211 - | 43.3 | 556 - | 11 | 494 | 96 | 206 | 2461 - | 87.9 |

# 1,000 POINT SCORERS



## DAN ISSEL - 2,138 POINTS

| Year | G | FGM | FGA | Pct. | FTM | FTA | Pct. | TP | Avg. |
|---|---|---|---|---|---|---|---|---|---|
| 1967-68 | 27 | 171 | 390 | 43.8 | 102 | 154 | 66.2 | 444 | 16.4 |
| 1968-69 | 28 | 285 | 534 | 53.4 | 176 | 232 | 75.9 | 746 | 26.6 |
| 1969-70 | 28 | 369 | 667 | 55.3 | 210 | 275 | 76.4 | 948 | 33.9 |
| **TOTALS** | **83** | **825** | **1591** | **51.9** | **488** | **661** | **73.8** | **2138** | **25.8** |



## KENNY WALKER - 2,080 POINTS

| Year | G | FGM | FGA | Pct. | FTM | FTA | Pct. | TP | Avg. |
|---|---|---|---|---|---|---|---|---|---|
| 1982-83 | 31 | 88 | 144 | 61.1 | 51 | 77 | 66.2 | 227 | 7.3 |
| 1983-84 | 34 | 171 | 308 | 55.5 | 80 | 109 | 73.4 | 422 | 12.4 |
| 1984-85 | 31 | 246 | 440 | 55.9 | 218 | 284 | 76.8 | 710 | 22.9 |
| 1985-86 | 36 | 260 | 447 | 58.2 | 201 | 263 | 76.4 | 721 | 20.0 |
| **TOTALS** | **132** | **765** | **1339** | **57.1** | **550** | **733** | **75.0** | **2080** | **15.8** |



## JACK GIVENS - 2,038 POINTS

| Year | G | FGM | FGA | Pct. | FTM | FTA | Pct. | TP | Avg. |
|---|---|---|---|---|---|---|---|---|---|
| 1974-75 | 31 | 126 | 255 | 49.4 | 40 | 54 | 74.1 | 292 | 9.4 |
| 1975-76 | 30 | 243 | 494 | 49.2 | 116 | 140 | 82.9 | 602 | 20.1 |
| 1976-77 | 30 | 236 | 459 | 51.4 | 94 | 113 | 83.2 | 566 | 18.9 |
| 1977-78 | 32 | 238 | 430 | 55.4 | 102 | 134 | 76.2 | 578 | 18.1 |
| **TOTALS** | **123** | **843** | **1638** | **51.5** | **352** | **441** | **79.8** | **2038** | **16.6** |



## KEVIN GREVEY - 1,801

| Year | G | FGM | FGA | Pct. | FTM | FTA | Pct. | TP | Avg. |
|---|---|---|---|---|---|---|---|---|---|
| 1972-73 | 28 | 236 | 441 | 53.5 | 52 | 76 | 68.4 | 524 | 18.7 |
| 1973-74 | 25 | 232 | 457 | 50.8 | 83 | 100 | 83.0 | 547 | 21.9 |
| 1974-75 | 31 | 303 | 592 | 51.2 | 124 | 157 | 79.0 | 730 | 23.6 |
| **TOTALS** | **84** | **771** | **1490** | **51.7** | **259** | **333** | **77.8** | **1801** | **21.4** |



## COTTON NASH - 1,770 POINTS

| Year | G | FGM | FGA | Pct. | FTM | FTA | Pct. | TP | Avg. |
|---|---|---|---|---|---|---|---|---|---|
| 1961-62 | 26 | 221 | 489 | 45.2 | 166 | 218 | 76.1 | 608 | 23.4 |
| 1962-63 | 25 | 176 | 471 | 37.3 | 162 | 236 | 68.6 | 514 | 20.6 |
| 1963-64 | 27 | 248 | 588 | 42.1 | 152 | 198 | 76.7 | 648 | 24.0 |
| **TOTALS** | **78** | **645** | **1548** | **41.7** | **480** | **652** | **73.6** | **1770** | **22.7** |

# 1,000 POINT SCORERS

## ALEX GROZA - 1,744 POINTS



| Year | G | FGM | FGA | Pct. | FTM | FTA | Pct. | TP | Avg. |
|---|---|---|---|---|---|---|---|---|---|
| 1944-45 | 10 | 62 | | | 41 | | | 165 | 16.5 |
| 1946-47 | 37 | 146 | 372 | 39.2 | 101 | 160 | 63.1 | 393 | 10.6 |
| 1947-48 | 39 | 200 | 530 | 37.7 | 88 | 140 | 62.9 | 488 | 12.5 |
| 1948-49 | 34 | 259 | 612 | 42.3 | 180 | 248 | 72.6 | 698 | 20.5 |
| **TOTALS** | **120** | **667** | | | **410** | | | **1744** | **14.5** |

## ED DAVENDER - 1,637 POINTS



| Year | G | FGM | FGA | Pct. | FTM | FTA | Pct. | TP | Avg. |
|---|---|---|---|---|---|---|---|---|---|
| 1984-85 | 31 | 93 | 226 | 41.2 | 78 | 106 | 73.6 | 264 | 8.5 |
| 1985-86 | 36 | 155 | 354 | 43.8 | 104 | 131 | 79.4 | 414 | 11.5 |
| 1986-87 | 29 | 160 | 357 | 44.8 | 107 | 145 | 73.8 | 442 | 15.2 |
| 1987-88 | 33 | 173 | 371 | 46.6 | 149 | 171 | 87.1 | 517 | 19.0 |
| **TOTALS** | **129** | **581** | **1308** | **44.4** | **438** | **553** | **79.2** | **1637** | **12.7** |

## LOUIE DAMPIER - 1,575 POINTS



| Year | G | FGM | FGA | Pct. | FTM | FTA | Pct. | TP | Avg. |
|---|---|---|---|---|---|---|---|---|---|
| 1964-65 | 25 | 171 | 334 | 51.2 | 84 | 100 | 84.0 | 426 | 17.0 |
| 1965-66 | 29 | 249 | 482 | 51.6 | 114 | 137 | 83.2 | 612 | 21.1 |
| 1966-67 | 26 | 219 | 443 | 49.4 | 99 | 119 | 83.1 | 537 | 20.6 |
| **TOTALS** | **80** | **639** | **1259** | **50.8** | **297** | **356** | **83.4** | **1575** | **19.7** |

## MIKE CASEY - 1,535 POINTS



| Year | G | FGM | FGA | Pct. | FTM | FTA | Pct. | TP | Avg. |
|---|---|---|---|---|---|---|---|---|---|
| 1967-68 | 27 | 231 | 474 | 48.9 | 79 | 96 | 82.3 | 541 | 20.0 |
| 1968-69 | 28 | 228 | 494 | 46.2 | 78 | 103 | 75.7 | 534 | 19.1 |
| 1970-71 | 27 | 188 | 373 | 50.4 | 84 | 108 | 77.8 | 460 | 17.0 |
| **TOTALS** | **82** | **647** | **1341** | **48.2** | **241** | **307** | **78.5** | **1535** | **18.7** |

## RALPH BEARD - 1,517 POINTS



| Year | G | FGM | FGA | Pct. | FTM | FTA | Pct. | TP | Avg. |
|---|---|---|---|---|---|---|---|---|---|
| 1945-46 | 30 | 111 | | | 57 | 110 | 51.8 | 279 | 9.3 |
| 1946-47 | 37 | 157 | 469 | 33.5 | 78 | 115 | 67.8 | 392 | 10.6 |
| 1947-48 | 38 | 194 | 536 | 36.2 | 88 | 149 | 59.1 | 476 | 12.5 |
| 1948-49 | 34 | 144 | 481 | 29.9 | 82 | 115 | 71.3 | 370 | 10.9 |
| **TOTALS** | **139** | **606** | | | **305** | **489** | **62.4** | **1517** | **10.9** |

# 1,000 POINT SCORERS



## MELVIN TURPIN - 1,509 POINTS

| Year | G | FGM | FGA | Pct. | FTM | FTA | Pct. | TP | Avg. |
|---|---|---|---|---|---|---|---|---|---|
| 1980-81 | 28 | 50 | 95 | 52.6 | 31 | 44 | 70.5 | 131 | 4.7 |
| 1981-82 | 30 | 160 | 275 | 58.2 | 72 | 106 | 67.9 | 392 | 13.1 |
| 1982-83 | 31 | 192 | 311 | 61.7 | 84 | 125 | 67.2 | 468 | 15.1 |
| 1983-84 | 34 | 224 | 378 | 59.3 | 70 | 94 | 74.5 | 518 | 15.2 |
| **TOTALS** | **123** | **626** | **1059** | **59.1** | **257** | **369** | **69.6** | **1509** | **12.3** |



## CLIFF HAGAN - 1,475 POINTS

| Year | G | FGM | FGA | Pct. | FTM | FTA | Pct. | TP | Avg. |
|---|---|---|---|---|---|---|---|---|---|
| 1950-51 | 20 | 69 | 188 | 36.7 | 45 | 61 | 73.8 | 183 | 9.2 |
| 1951-52 | 32 | 264 | 633 | 41.7 | 164 | 235 | 69.8 | 692 | 21.6 |
| 1953-54 | 25 | 234 | 514 | 45.5 | 132 | 191 | 69.1 | 600 | 24.0 |
| **TOTALS** | **77** | **567** | **1335** | **42.5** | **341** | **487** | **70.0** | **1475** | **19.2** |



## PAT RILEY - 1,464 POINTS

| Year | G | FGM | FGA | Pct. | FTM | FTA | Pct. | TP | Avg. |
|---|---|---|---|---|---|---|---|---|---|
| 1964-65 | 25 | 160 | 370 | 43.2 | 55 | 89 | 61.8 | 375 | 15.0 |
| 1965-66 | 29 | 265 | 514 | 51.5 | 107 | 153 | 69.9 | 637 | 21.9 |
| 1966-67 | 26 | 165 | 373 | 44.2 | 122 | 156 | 78.2 | 452 | 17.4 |
| **TOTALS** | **80** | **590** | **1257** | **46.9** | **284** | **398** | **71.4** | **1464** | **18.3** |



## JOHNNY COX - 1,461 POINTS

| Year | G | FGM | FGA | Pct. | FTM | FTA | Pct. | TP | Avg. |
|---|---|---|---|---|---|---|---|---|---|
| 1956-57 | 28 | 203 | 490 | 41.4 | 138 | 180 | 76.7 | 544 | 19.4 |
| 1957-58 | 29 | 173 | 471 | 36.7 | 86 | 115 | 74.8 | 432 | 14.9 |
| 1958-59 | 27 | 188 | 464 | 40.5 | 109 | 146 | 74.6 | 485 | 17.9 |
| **TOTALS** | **84** | **564** | **1425** | **40.0** | **333** | **441** | **75.5** | **1461** | **17.4** |



## KYLE MACY - 1,411 POINTS

| Year | G | FGM | FGA | Pct. | FTM | FTA | Pct. | TP | Avg. |
|---|---|---|---|---|---|---|---|---|---|
| 1977-78 | 32 | 143 | 267 | 53.6 | 115 | 129 | 89.2 | 401 | 12.5 |
| 1978-79 | 31 | 179 | 355 | 50.4 | 112 | 129 | 86.8 | 470 | 15.2 |
| 1979-80 | 35 | 218 | 415 | 52.5 | 104 | 114 | 91.2 | 540 | 15.4 |
| **TOTALS** | **98** | **540** | **1037** | **52.1** | **331** | **372** | **89.0** | **1411** | **14.4** |

# 1,000 POINT SCORERS

## WINSTON BENNETT - 1,399 POINTS



| Year | G | FGM | FGA | Pct. | FTM | FTA | Pct. | TP | Avg. |
|---|---|---|---|---|---|---|---|---|---|
| 1983-84 | 34 | 67 | 156 | 42.9 | 88 | 126 | 69.8 | 222 | 6.5 |
| 1984-85 | 30 | 82 | 191 | 42.9 | 52 | 77 | 67.5 | 216 | 7.2 |
| 1985-86 | 36 | 171 | 338 | 50.6 | 115 | 158 | 72.8 | 457 | 12.7 |
| 1987-88 | 33 | 195 | 380 | 51.3 | 113 | 155 | 72.9 | 504 | 15.3 |
| **TOTALS** | **133** | **515** | **1065** | **48.4** | **368** | **516** | **71.3** | **1399** | **10.5** |

## RICK ROBEY - 1,395 POINTS



| Year | G | FGM | FGA | Pct. | FTM | FTA | Pct. | TP | Avg. |
|---|---|---|---|---|---|---|---|---|---|
| 1974-75 | 31 | 135 | 248 | 54.4 | 51 | 63 | 81.0 | 321 | 10.4 |
| 1975-76 | 12 | 73 | 130 | 56.2 | 41 | 56 | 73.2 | 187 | 15.6 |
| 1976-77 | 30 | 158 | 276 | 57.3 | 111 | 161 | 68.9 | 427 | 14.2 |
| 1977-78 | 32 | 167 | 263 | 63.5 | 126 | 175 | 72.0 | 460 | 14.4 |
| **TOTALS** | **105** | **533** | **917** | **58.1** | **329** | **455** | **72.3** | **1395** | **13.3** |

## MIKE PHILLIPS - 1,367 POINTS



| Year | G | FGM | FGA | Pct. | FTM | FTA | Pct. | TP | Avg. |
|---|---|---|---|---|---|---|---|---|---|
| 1974-75 | 31 | 108 | 212 | 50.9 | 26 | 47 | 55.3 | 242 | 7.8 |
| 1975-76 | 30 | 199 | 367 | 54.2 | 69 | 117 | 59.0 | 467 | 15.6 |
| 1976-77 | 28 | 144 | 261 | 55.2 | 54 | 88 | 61.4 | 342 | 12.2 |
| 1977-78 | 31 | 125 | 210 | 59.5 | 66 | 87 | 75.9 | 316 | 10.2 |
| **TOTALS** | **120** | **576** | **1050** | **54.9** | **215** | **339** | **63.4** | **1367** | **11.4** |

## MIKE PRATT - 1,359 POINTS



| Year | G | FGM | FGA | Pct. | FTM | FTA | Pct. | TP | Avg. |
|---|---|---|---|---|---|---|---|---|---|
| 1967-68 | 27 | 152 | 334 | 45.5 | 76 | 111 | 68.5 | 380 | 14.1 |
| 1968-69 | 26 | 173 | 321 | 53.9 | 93 | 132 | 70.5 | 439 | 16.9 |
| 1969-70 | 28 | 219 | 470 | 46.6 | 102 | 145 | 70.3 | 540 | 19.3 |
| **TOTALS** | **81** | **544** | **1125** | **48.4** | **271** | **388** | **69.8** | **1359** | **16.8** |

## FRANK RAMSEY - 1,344 POINTS



| Year | G | FGM | FGA | Pct. | FTM | FTA | Pct. | TP | Avg. |
|---|---|---|---|---|---|---|---|---|---|
| 1950-51 | 34 | 135 | 413 | 32.7 | 75 | 123 | 60.9 | 345 | 10.1 |
| 1951-52 | 32 | 185 | 470 | 39.3 | 139 | 214 | 64.9 | 509 | 15.9 |
| 1953-54 | 25 | 179 | 430 | 41.6 | 132 | 181 | 72.9 | 490 | 19.6 |
| **TOTALS** | **91** | **499** | **1313** | **38.0** | **346** | **518** | **66.8** | **1344** | **14.8** |

# 1,000 POINT SCORERS



## JIM ANDREWS - 1,320 POINTS

| Year | G | FGM | FGA | Pct. | FTM | FTA | Pct. | TP | Avg. |
|---|---|---|---|---|---|---|---|---|---|
| 1970-71 | 24 | 64 | 122 | 52.5 | 28 | 45 | 62.2 | 156 | 6.5 |
| 1971-72 | 28 | 236 | 409 | 57.7 | 130 | 186 | 69.9 | 602 | 21.5 |
| 1972-73 | 28 | 243 | 434 | 56.0 | 76 | 110 | 69.1 | 562 | 20.1 |
| **TOTALS** | **80** | **543** | **965** | **56.3** | **234** | **341** | **68.6** | **1320** | **16.5** |



## SAM BOWIE - 1,285 POINTS

| Year | G | FGM | FGA | Pct. | FTM | FTA | Pct. | TP | Avg. |
|---|---|---|---|---|---|---|---|---|---|
| 1979-80 | 34 | 165 | 311 | 53.1 | 110 | 144 | 76.4 | 440 | 12.9 |
| 1980-81 | 28 | 185 | 356 | 52.0 | 118 | 164 | 72.0 | 488 | 17.4 |
| 1983-84 | 34 | 133 | 258 | 51.6 | 91 | 126 | 72.2 | 357 | 10.5 |
| **TOTALS** | **96** | **483** | **925** | **52.2** | **319** | **434** | **73.5** | **1285** | **13.4** |



## JIM MASTER - 1,283 POINTS

| Year | G | FGM | FGA | Pct. | FTM | FTA | Pct. | TP | Avg. |
|---|---|---|---|---|---|---|---|---|---|
| 1980-81 | 27 | 64 | 142 | 45.1 | 48 | 56 | 85.7 | 176 | 6.5 |
| 1981-82 | 30 | 153 | 315 | 48.1 | 95 | 106 | 89.6 | 401 | 13.4 |
| 1982-83 | 31 | 166 | 313 | 53.0 | 56 | 69 | 81.2 | 388 | 12.5 |
| 1983-84 | 33 | 129 | 284 | 45.4 | 60 | 74 | 81.1 | 318 | 9.6 |
| **TOTALS** | **121** | **512** | **1054** | **48.6** | **259** | **305** | **84.9** | **1283** | **10.6** |



## TOM PARKER - 1,238 POINTS

| Year | G | FGM | FGA | Pct. | FTM | FTA | Pct. | TP | Avg. |
|---|---|---|---|---|---|---|---|---|---|
| 1969-70 | 25 | 117 | 232 | 50.4 | 26 | 35 | 74.3 | 260 | 10.4 |
| 1970-71 | 28 | 209 | 413 | 50.6 | 74 | 91 | 81.3 | 492 | 17.6 |
| 1971-72 | 27 | 203 | 429 | 47.3 | 80 | 101 | 79.2 | 486 | 18.0 |
| **TOTALS** | **80** | **529** | **1074** | **49.3** | **180** | **227** | **79.3** | **1238** | **15.5** |



## DERRICK HORD - 1,220 POINTS

| Year | G | FGM | FGA | Pct. | FTM | FTA | Pct. | TP | Avg. |
|---|---|---|---|---|---|---|---|---|---|
| 1979-80 | 35 | 78 | 166 | 47.0 | 49 | 64 | 76.6 | 205 | 5.9 |
| 1980-81 | 28 | 97 | 239 | 40.6 | 54 | 72 | 75.0 | 248 | 8.9 |
| 1981-82 | 30 | 194 | 394 | 49.2 | 102 | 131 | 77.9 | 490 | 16.3 |
| 1982-83 | 31 | 106 | 211 | 50.2 | 65 | 79 | 82.3 | 277 | 8.9 |
| **TOTALS** | **124** | **475** | **1010** | **47.0** | **270** | **346** | **78.0** | **1220** | **9.8** |

# 1,000 POINT SCORERS

## BILL SPIVEY - 1,213 POINTS



| Year | G | FGM | FGA | Pct. | FTM | FTA | Pct. | TP | Avg. |
|---|---|---|---|---|---|---|---|---|---|
| 1949-50 | 30 | 225 | 619 | 36.3 | 128 | 176 | 72.7 | 578 | 19.3 |
| 1950-51 | 33 | 252 | 632 | 39.9 | 131 | 211 | 62.0 | 635 | 19.2 |
| **TOTALS** | **63** | **477** | **1251** | **38.1** | **259** | **387** | **66.9** | **1213** | **19.3** |

## DERRICK MILLER - 1,156 POINTS



| Year | G | FGM | FGA | Pct. | FTM | FTA | Pct. | TP | Avg. |
|---|---|---|---|---|---|---|---|---|---|
| 1986-87 | 29 | 55 | 141 | 39.0 | 6 | 14 | 42.9 | 151 | 5.2 |
| 1987-88 | 16 | 8 | 38 | 21.1 | 2 | 3 | 66.7 | 21 | 1.3 |
| 1988-89 | 32 | 170 | 373 | 45.6 | 52 | 71 | 73.2 | 446 | 13.9 |
| 1989-90 | 28 | 198 | 502 | 39.4 | 43 | 57 | 75.4 | 538 | 19.2 |
| **TOTALS** | **105** | **431** | **1054** | **40.9** | **103** | **145** | **71.0** | **1156** | **11.0** |

## VERNON HATTON - 1,153 POINTS



| Year | G | FGM | FGA | Pct. | FTM | FTA | Pct. | TP | Avg. |
|---|---|---|---|---|---|---|---|---|---|
| 1955-56 | 26 | 123 | 249 | 49.4 | 100 | 150 | 66.7 | 346 | 13.3 |
| 1956-57 | 21 | 112 | 255 | 43.9 | 87 | 119 | 73.1 | 311 | 14.8 |
| 1957-58 | 29 | 192 | 458 | 41.9 | 112 | 144 | 77.8 | 496 | 17.1 |
| **TOTALS** | **76** | **427** | **962** | **44.4** | **299** | **413** | **72.4** | **1153** | **15.2** |

## WALLACE JONES - 1,151 POINTS



| Year | G | FGM | FGA | Pct. | FTM | FTA | Pct. | TP | Avg. |
|---|---|---|---|---|---|---|---|---|---|
| 1945-46 | 30 | 105 | | | 80 | 126 | 63.5 | 290 | 9.7 |
| 1946-47 | | 87 | 302 | 28.8 | 43 | 78 | 55.1 | 217 | |
| 1947-48 | 36 | 133 | 427 | 31.1 | 69 | 103 | 67.0 | 335 | 9.3 |
| 1948-49 | 32 | 130 | 440 | 29.5 | 49 | 75 | 65.3 | 309 | 9.7 |
| **TOTALS** | | **455** | | | **241** | **382** | **63.1** | **1151** | |

## BILL LICKERT - 1,076 POINT



| Year | G | FGM | FGA | Pct. | FTM | FTA | Pct. | TP | Avg. |
|---|---|---|---|---|---|---|---|---|---|
| 1958-59 | 25 | 126 | 291 | 43.2 | 86 | 117 | 73.5 | 338 | 13.5 |
| 1959-60 | 20 | 110 | 274 | 40.1 | 68 | 95 | 71.6 | 288 | 14.4 |
| 1960-61 | 28 | 166 | 395 | 42.0 | 118 | 152 | 77.6 | 450 | 16.0 |
| **TOTALS** | **73** | **402** | **960** | **41.9** | **272** | **364** | **74.7** | **1076** | **14.7** |



## REX CHAPMAN - 1,073 POINTS

| Year | G | FGM | FGA | Pct. | FTM | FTA | Pct. | TP | Avg. |
|---|---|---|---|---|---|---|---|---|---|
| 1986-87 | 29 | 173 | 390 | 44.4 | 50 | 68 | 73.5 | 464 | 16.0 |
| 1987-88 | 32 | 231 | 461 | 50.1 | 81 | 102 | 79.4 | 609 | 19.0 |
| **TOTALS** | **61** | **404** | **851** | **47.5** | **131** | **170** | **77.1** | **1073** | **17.6** |



## DIRK MINNIEFIELD - 1,069 POINTS

| Year | G | FGM | FGA | Pct. | FTM | FTA | Pct. | TP | Avg. |
|---|---|---|---|---|---|---|---|---|---|
| 1979-80 | 34 | 68 | 142 | 47.9 | 35 | 49 | 71.4 | 171 | 5.0 |
| 1980-81 | 28 | 118 | 213 | 55.4 | 55 | 63 | 87.3 | 291 | 10.4 |
| 1981-82 | 30 | 128 | 251 | 51.0 | 84 | 111 | 75.7 | 340 | 11.3 |
| 1982-83 | 31 | 108 | 199 | 54.3 | 51 | 68 | 75.0 | 267 | 8.6 |
| **TOTALS** | **123** | **422** | **805** | **52.4** | **225** | **291** | **77.3** | **1069** | **8.7** |



## JIM LINE - 1,041 POINTS

| Year | G | FGM | FGA | Pct. | FTM | FTA | Pct. | TP | Avg. |
|---|---|---|---|---|---|---|---|---|---|
| 1946-47 | — | 86 | 209 | 41.1 | 27 | 40 | 67.5 | 199 | — |
| 1947-48 | 38 | 107 | 296 | 36.1 | 51 | 62 | 82.2 | 265 | 7.0 |
| 1948-49 | 32 | 70 | 195 | 35.8 | 43 | 51 | 84.3 | 183 | 5.7 |
| 1949-50 | 30 | 155 | 369 | 42.0 | 84 | 122 | 69.6 | 394 | 13.1 |
| **TOTALS** | **—** | **418** | **1069** | **39.1** | **205** | **275** | **74.5** | **1041** | **—** |



## BOB BURROW - 1,023 POINTS

| Year | G | FGM | FGA | Pct. | FTM | FTA | Pct. | TP | Avg. |
|---|---|---|---|---|---|---|---|---|---|
| 1954-55 | 26 | 198 | 473 | 41.9 | 99 | 159 | 62.3 | 495 | 19.0 |
| 1955-56 | 25 | 207 | 463 | 44.7 | 114 | 171 | 66.7 | 528 | 21.1 |
| **TOTALS** | **51** | **405** | **936** | **43.3** | **213** | **330** | **64.5** | **1023** | **20.1** |




## JIMMY DAN CONNER - 1,009 POINTS

| Year | G | FGM | FGA | Pct. | FTM | FTA | Pct. | TP | Avg. |
|---|---|---|---|---|---|---|---|---|---|
| 1972-73 | 28 | 136 | 286 | 47.6 | 41 | 66 | 62.1 | 313 | 11.2 |
| 1973-74 | 26 | 128 | 246 | 52.0 | 56 | 83 | 67.5 | 312 | 12.0 |
| 1974-75 | 31 | 171 | 338 | 50.6 | 42 | 69 | 60.9 | 384 | 12.4 |
| **TOTALS** | **85** | **435** | **870** | **50.0** | **139** | **218** | **63.8** | **1009** | **11.9** |



## BOBBY WATSON - 1,001 POINTS

| Year | G | FGM | FGA | Pct. | FTM | FTA | Pct. | TP | Avg. |
|---|---|---|---|---|---|---|---|---|---|
| 1949-50 | 30 | 84 | 269 | 31.2 | 59 | 90 | 65.5 | 227 | 7.6 |
| 1950-51 | 34 | 151 | 460 | 32.8 | 51 | 68 | 75.0 | 353 | 10.4 |
| 1951-52 | 32 | 184 | 517 | 35.6 | 53 | 80 | 66.2 | 421 | 13.1 |
| **TOTALS** | **96** | **419** | **1246** | **33.6** | **163** | **238** | **68.5** | **1001** | **10.4** |

# ALL-TIME RESULTS 1903-90

## (86 Seasons Won 1,479, Lost 489, Tied 1)
## HOME: Won 834, Lost 135 AWAY: 399-260-1 NEUTRAL: 246-94

(Losses in Bold Face)

### 1903 — Won 1, Lost 2.

COACH: Unnamed
STARTERS: (J. White Guyn & R.H. Arnett, G; Joe Coons, C; H.J. Wurtele & Lee Andrews, F)

| Date | Team | Site | Ky. | Opp. |
|---|---|---|---|---|
| **Feb. 6** | **Georgetown** | **(H)** | **6** | **15** |
| Feb. 18 | Lexington YMCA | (H) | 11 | 10 |
| **Feb. 20** | **Kentucky U.** | **(H)** | **22** | **42** |
| | | | 39 | 67 |

### 1904 — Won 1, Lost 4.

COACH: Leander E. Andrus, Mgr.
CAPTAIN: St. John (Guyn, Arnett, St. John, Wurtele, Coons)

| | | | | |
|---|---|---|---|---|
| **Feb. 4** | **Georgetown** | **(A)** | **11** | **26** |
| **Feb. 11** | **Kentucky U.*** | **(A)** | **5** | **12** |
| **Feb. 13** | **Georgetown** | **(H)** | **10** | **22** |
| **Feb. 26** | **Kentucky U.** | **(A)** | **12** | **14** |
| Mar. 4 | Cincinnati | (H) | 25 | 21 |
| | | | 63 | 95 |

*Kentucky University (Transylvania) and Georgetown game at UK was called off because of failure to agree on a referee. State College (University of Kentucky) team was present and agreed to play. The offer was accepted and KU won 12-5.

### 1905 — Won 1, Lost 4.

COACH:
CAPTAIN: J.M. Coons

| | | | | |
|---|---|---|---|---|
| **Jan. 13** | **Georgetown** | **(H)** | **9** | **14** |
| **Jan. 21** | **Cincinnati YMCA** | **(H)** | **22** | **43** |
| Jan. 27 | Kentucky U. | (H) | 30 | 29 |
| **Feb. 4** | **Kentucky U.** | **(H)** | **1** | **22** |
| **Feb. 22** | **Kentucky U.** | **(H)** | **23** | **33** |
| | | | 85 | 141 |

### 1906 — Won 5, Lost 9.

COACH: W.B. Wendt (Mgr.)
CAPTAIN: D.P. Branson (Baer, Donan, Barbee, Wilson, Herman)

| | | | | |
|---|---|---|---|---|
| Jan. 11 | Lexington YMCA* | (H) | | |
| Jan. 12 | Miami (Ohio) | (H) | 10 | 15 |
| **Jan. 19** | **Central U.** | **(H)** | **15** | **14** |
| **Jan. 20** | **Georgetown** | **(A)** | **9** | **34** |
| Jan. 26 | Central U. | (A) | 17 | 15 |
| **Jan. 27** | **Cincinnati** | **(H)** | **16** | **29** |
| **Feb. 3** | **Christ Church, Cin.** | **(H)** | **24** | **38** |
| **Feb. 9** | **Georgetown** | **(H)** | **22** | **28** |
| **Feb. 12** | **New Albany YMCA** | **(A)** | **12** | **29** |
| Feb. 13 | Vernon College | (A) | 34 | 14 |
| Feb. 14 | Moores Hill | (A) | 32 | 11 |
| **Feb. 15** | **Christ Church, Cin.** | **(A)** | **17** | **54** |
| **Feb. 16** | **Cincinnati YMCA** | **(A)** | **9** | **38** |
| **Feb. 17** | **Miami (Ohio)** | **(A)** | **19** | **29** |
| | | | 236 | 328 |

*W.B. Wendt on Jan. 9, 1969 verified that State College opened the 1906 season against Kentucky U. in the YMCA. Athletic committees of the two schools had cancelled all games after a fight at a football game in November, 1905. Wendt and the Kentucky U. manager, agreed to play at the YMCA and list the State College foe as YMCA instead of Kentucky U. State College won but Mr. Wendt didn't remember the score, which he hadn't listed.

### 1907 — Won 3, Lost 6.

COACH: A.M. Kirby (Mgr.)
CAPTAIN: J.M. Wilson (Shanklin, Baer, Bryant, Barbee)

| | | | | |
|---|---|---|---|---|
| **Jan. 16** | **Lexington YMCA** | **(H)** | **17** | **25** |
| Jan. 19 | Georgetown | (H) | 16 | 15 |
| Jan. 25 | Central U. | (H) | 22 | 9 |
| **Feb. 12** | **Central U.** | **(A)** | **23** | **25** |
| Feb. 15 | Kentucky U. | (H) | 16 | 14 |
| **Feb. 21** | **Georgetown** | **(A)** | **8** | **19** |
| **Mar. 1** | **Lexington YMCA** | **(A)** | **22** | **41** |
| **Mar. 7** | **Kentucky U.** | **(A)** | **5** | **19** |
| **Mar. 9** | **Central U.** | **(H)** | **13** | **15** |
| | | | 142 | 182 |

### 1907-08 — Won 5, Lost 6.

COACH: J.S. Chambers (Mgr.)
CAPTAIN: Richard Barbee

| | | | | |
|---|---|---|---|---|
| **Jan. 10** | **Lexington YMCA** | **(H)** | **19** | **29** |
| Jan. 21 | Kentucky U. | (H) | 20 | 15 |
| **Jan. 25** | **Central U.** | **(A)** | **21** | **32** |
| Feb. 4 | Kentucky U. | (H) | 20 | 15 |
| Feb. 8 | Louisville Coliseum | (H) | 29 | 28 |
| **Feb. 11** | **Georgetown** | **(A)** | **22** | **30** |
| Feb. 13 | Central U. | (H) | 31 | 20 |
| **Feb. 15** | **Lexington YMCA** | **(H)** | **19** | **23** |
| **Feb. 22** | **Louis. Coliseum** | **(A)** | **18** | **30** |
| Mar. 3 | Georgetown | (H) | 18 | 13 |
| **Mar. 7** | **Central U.** | **(A)** | **10** | **29** |
| | | | 227 | 264 |

### 1908-09 — Won 5, Lost 4.

MGR.: J.S. Chambers
CAPTAIN: W.C. Fox

| | | | | |
|---|---|---|---|---|
| Jan. 9 | Lexington High | (H) | 29 | 9 |
| **Jan. 18** | **Advent Mem. Club** | **(A)** | **27** | **41** |
| **Jan. 19** | **Cincinnati** | **(A)** | **25** | **41** |
| Jan. 27 | Central U. | (H) | 24 | 23 |
| **Feb. 6** | **Central U.** | **(A)** | **20** | **35** |
| Feb. 8 | Georgetown | (H) | 45 | 32 |
| Feb. 15 | Georgetown | (A) | 48 | 19 |
| Feb. 19 | Cincinnati | (H) | 28 | 23 |
| **Feb. 26** | **Central U.** | **(H)** | **20** | **26** |
| | | | 266 | 249 |

### 1909-10 — Won 4, Lost 8.

COACH: R.E. Spahr and E.R. Sweetland
CAPTAIN: Bill Rodes

| | | | | |
|---|---|---|---|---|
| Jan. 8 | Ky. Wesleyan | (A) | 14 | *12 |
| Jan. 22 | Georgetown | (H) | 31 | 11 |
| **Jan. 24** | **DePauw** | **(H)** | **11** | **24** |
| **Jan. 28** | **Central** | **(A)** | **17** | **87** |
| **Feb. 4** | **Georgetown** | **(A)** | **16** | **34** |
| **Feb. 7** | **Cincinnati** | **(A)** | **17** | **47** |
| **Feb. 9** | **DePauw** | **(A)** | **10** | **28** |
| **Feb. 10** | **Rose Poly Technic** | **(A)** | **11** | **52** |
| Feb. 16 | Tennessee | (H) | 20 | 5 |
| **Mar. 5** | **Central U.** | **(H)** | **13** | **31** |
| Mar. 8 | Georgetown | (H) | 24 | 23 |
| **Mar. 11** | **Central** | **(A)** | **9** | **51** |
| | | | 193 | 405 |

### 1910-11 — Won 5, Lost 6.

COACH: H.J. Iddings
CAPTAIN: J.H. Gaiser

| | | | | |
|---|---|---|---|---|
| **Jan. 13** | **Lexington High** | **(H)** | **29** | **36** |
| **Jan. 20** | **Transylvania** | **(H)** | **18** | **23** |
| **Jan. 27** | **Ky. Wesleyan** | **(A)** | **19** | **21** |
| Feb. 4 | Bethany | (H) | 24 | 11 |
| **Feb. 9** | **Ohio Wesleyan** | **(A)** | **19** | **37** |
| **Feb. 10** | **Otterbein** | **(A)** | **27** | **41** |
| **Feb. 11** | **Christ Church, Cin.** | **(A)** | **21** | **32** |
| Feb. 17 | Georgetown | (A) | 47 | 22 |
| Feb. 23 | Butler | (H) | 21 | 16 |
| Feb. 28 | Transylvania | (A) | 22 | 19 |
| Mar. 3 | Transylvania | (H) | 30 | 24 |
| | | | 277 | 282 |

### 1911-12 — Won 9, Lost 0.

COACH: E.R. Sweetland
CAPTAIN: W.C. Harrison

| | | | | |
|---|---|---|---|---|
| Jan. 5 | Georgetown | (H) | 38 | 9 |
| Jan. 12 | Central U. | (A) | 32 | 13 |
| Jan. 19 | Miami (Ohio) U. | (H) | 31 | 14 |
| Feb. 1 | Central U. | (H) | 52 | 10 |
| Feb. 7 | Tennessee | (H) | 27 | 15 |
| Feb. 16 | Lexington YMCA | (H) | 32 | 20 |
| Feb. 22 | Vanderbilt | (H) | 28 | 17 |
| Feb. 23 | Vanderbilt | (H) | 22 | 18 |
| Mar. 1 | Georgetown | (A) | 19 | 18 |
| | | | 281 | 134 |

**SOUTHERN CHAMPIONS**

— Leading Scorers —

| | |
|---|---|
| Binkley Barnett (Jr. F) | 66 |
| D.W. Hart (Jr. F) | 54 |
| Jake Gaiser (Sr. G) | 44 |
| H.L. Farmer (Jr. F) | 44 |
| W.C. Harrison (Sr. C) | 33 |
| R.C. Preston (So. G) | 28 |

### 1912-13 — Won 5, Lost 3.

COACH: J.J. Tigert
CAPTAIN: B. Barnett

| | | | | |
|---|---|---|---|---|
| **Jan. 24** | **Lexington YMCA** | **(H)** | **25** | **27** |
| Feb. 8 | Cincinnati | (H) | 20 | 18 |
| Feb. 13 | Marietta | (H) | 42 | 16 |
| Feb. 15 | Louisville | (H) | 34 | 10 |
| **Feb. 19** | **Vanderbilt** | **(H)** | **17** | **24** |
| Feb. 20 | Vanderbilt | (H) | 42 | 29 |
| Feb. 27 | Miami (Ohio) U. | (H) | 24 | 16 |
| **Mar. 1** | **Christ Church, Cin.** | **(H)** | **19** | **30** |
| | | | 223 | 170 |

— Leading Scorers —

| | |
|---|---|
| R.C. Preston (Jr. C) | 91 |
| Binkley Barnett (Sr. F) | 84 |
| Ralph Morgan (So. F) | 76 |
| H.L. Farmer (Sr. F) | 39 |
| William Tuttle (So. F) | 10 |

### 1913-14 — Won 12, Lost 2.

COACH: Alpha Brumage
CAPTAIN: William Tuttle

| | | | | |
|---|---|---|---|---|
| Jan. 10 | Ashland YMCA | (H) | 28 | 15 |
| Jan. 17 | Louisville YMCA | (H) | 30 | 21 |
| Jan. 20 | Ashland YMCA | (A) | 30 | 19 |
| Jan. 21 | Marshall | (A) | 46 | 6 |
| **Jan. 22** | **Virginia U.** | **(A)** | **23** | **39** |
| **Jan. 24** | **Va. Military Inst.** | **(A)** | **18** | **32** |
| Jan. 31 | Louisville YMCA | (H) | 59 | 12 |
| Feb. 7 | Louisville | (H) | 22 | 17 |
| Feb. 11 | Tennessee | (H) | 21 | 14 |
| Feb. 12 | Tennessee | (H) | 20 | 18 |
| Feb. 21 | Cincinnati | (H) | 20 | 18 |
| Feb. 23 | Chattanooga | (H) | 40 | 7 |
| Feb. 28 | Marietta | (H) | 19 | 17 |
| Mar. 3 | Louisville | (A) | 26 | 13 |
| | | | 400 | 248 |

— Leading Scorers —

| | |
|---|---|
| *Tom Zerfoss (Sr. F) | 102 |
| R.C. Preston (Sr. F) | 88 |
| Karl Zerfoss (So. G) | 55 |
| William Tuttle (Jr. F) | 39 |
| Herschel Scott (Jr. G) | 32 |

*Only played in first four games.

### 1914-15 — Won 7, Lost 3.

COACH: Alpha Brumage
CAPTAIN: Ralph Morgan

| | | | | |
|---|---|---|---|---|
| Jan. 16 | Maryville | (H) | 37 | 17 |
| Jan. 22 | Louisville | (H) | 18 | 14 |
| Jan. 30 | St. Andrews | (H) | 31 | 15 |
| Feb. 4 | Maryville | (A) | 23 | 22 |
| **Feb. 5** | **Tennessee** | **(A)** | **21** | **36** |
| **Feb. 6** | **Tennessee** | **(A)** | **22** | **27** |
| **Feb. 12** | **Vanderbilt** | **(H)** | **34** | **39** |
| Feb. 13 | Vanderbilt | (H) | 36 | 24 |
| Feb. 17 | Tennessee | (H) | 22 | 13 |
| Feb. 18 | Tennessee | (H) | 20 | 18 |
| **Feb. 26** | **St. Andrews** | **(A)** | **25** | **50** |
| **Feb. 27** | **Louisville** | **(A)** | **15** | **26** |
| | | | 304 | 301 |

— Leading Scorers —

| | |
|---|---|
| Ralph Morgan (Sr. F) | 86 |
| William Tuttle (Sr. F) | 50 |
| Jim Server (Jr. C) | 44 |
| Herschel Scott (Sr. G) | 39 |
| Karl Zerfoss (Jr. F) | 38 |

### 1915-16 — Won 8, Lost 6.

COACH: James Park
CAPTAIN: K.P. Zerfoss

| | | | | |
|---|---|---|---|---|
| Jan. 14 | Cincinnati | (A) | 39 | 24 |
| Jan. 18 | Georgetown | (A) | 29 | 22 |
| Jan. 31 | Georgetown | (H) | 30 | 22 |
| **Feb. 4** | **Vanderbilt** | **(H)** | **25** | **39** |
| **Feb. 5** | **Vanderbilt** | **(H)** | **20** | **23** |
| **Feb. 12** | **Louisville** | **(H)** | **22** | **28** |
| Feb. 15 | Centre | (A) | 38 | 5 |
| Feb. 19 | Cincinnati | (H) | 34 | 10 |
| Feb. 22 | Louisville | (A) | 32 | 24 |
| **Feb. 23** | **Tennessee** | **(H)** | **17** | **28** |
| Feb. 26 | Maryville | (H) | 36 | 25 |
| Feb. 29 | Centre | (H) | 38 | 14 |
| **Mar. 3** | **Marietta** | **(H)** | **22** | **27** |
| **Mar. 4** | **Marietta** | **(H)** | **23** | **27** |
| | | | 405 | 318 |

— Leading Scorers —

| | |
|---|---|
| Derrill Hart (Sr. F) | 126 |
| Jim Server (Sr. C) | 57 |
| Robert Ireland (Jr. F) | 36 |
| Karl Zerfoss (Sr. F) | 33 |
| George Gumbert (Sr. G) | 24 |

### 1916-17 — Won 4, Lost 6.

COACH: W.P. Tuttle
CAPTAIN: Robert Y. Ireland

| | | | | |
|---|---|---|---|---|
| Jan. 17 | Centre | (H) | 31 | 21 |
| **Jan. 27** | **Georgetown** | **(A)** | **19** | **22** |
| Jan. 30 | Rose Polytechnic | (H) | 33 | 12 |
| **Feb. 9** | **Tennessee** | **(H)** | **20** | **23** |
| **Feb. 10** | **Tennessee** | **(H)** | **19** | **22** |
| **Feb. 16** | **Centre** | **(A)** | **24** | **28** |
| Feb. 21 | Georgetown | (H) | 32 | 18 |
| Mar. 1 | Cumberland | (A) | 48 | 20 |
| **Mar. 2** | **Tennessee** | **(A)** | **26** | **27** |
| **Mar. 3** | **Tennessee** | **(A)** | **10** | **30** |
| | | | 262 | 223 |

— Leading Scorers —

| | |
|---|---|
| C.C. Shrader (Sr. F) | 71 |
| Robert Ireland (Sr. F) | 54 |
| "Dutch" Longworth (Sr. C-F) | 44 |
| Pat Campbell (Jr. F) | 38 |
| William Rodes (Sr. G) | 13 |

### 1917-18 — W 9, L 2, Tie 1.

COACH: S.A. Boles
CAPTAIN: Patrick Campbell

| | | | | |
|---|---|---|---|---|
| Jan. 9 | Ky. Wesleyan | (H) | 23 | 13 |
| **Jan. 17** | **Centre** | **(A)** | **21** | **29** |
| Jan. 24 | Georgetown | (H) | 22 | 18 |
| Feb. 7 | Tennessee | (H) | 33 | 26 |
| Feb. 8 | Tennessee | (H) | 40 | 12 |
| Feb. 9 | Ky. Wesleyan | (A) | 21 | 21 |

(This unique tie game resulted from scorer's error which was not discovered until after teams' departures. The contest was re-scheduled but never played for unknown reasons.)

| | | | | |
|---|---|---|---|---|
| Feb. 14 | Georgetown | (A) | 25 | 16 |
| Feb. 21 | Centre | (H) | 22 | ***20 |
| Feb. 28 | Cumberland | (A) | 42 | 21 |
| Mar. 1 | Tennessee | (A) | 29 | 18 |
| Mar. 2 | Tennessee | (A) | 32 | 20 |
| | POST-SEASON GAME (For State Championship) | | | |
| **Mar. 9** | **Centre** | **(N1)** | **12** | **22** |
| | | | 322 | 236 |

(N1) Louisville

— Leading Scorers —

| | |
|---|---|
| H.C. Thomas (Jr. C-F) | 108 |
| Arthur Bastin (Jr. G) | 40 |
| A.P. Shanklin (Sr. F) | 35 |
| Pat Campbell (Sr. F) | 32 |
| George Zerfoss (Jr. F) | 28 |

### 1918-19 — Won 6, Lost 8.

COACH: Andrew Gill
CAPTAIN: J.A. Dishman

| | | | | |
|---|---|---|---|---|
| Jan. 13 | Ky. Wesleyan | (H) | 46 | 5 |
| **Jan. 18** | **Georgetown** | **(H)** | **30** | **32** |
| **Jan. 25** | **Centre** | **(A)** | **30** | **38** |
| **Jan. 31** | **Cincinnati** | **(A)** | **18** | **28** |
| Feb. 6 | Chattanooga | (A) | 28 | 25 |
| **Feb. 7** | **Tennessee** | **(A)** | **22** | **40** |
| Feb. 8 | Cumberland | (A) | 22 | 21 |
| **Feb. 14** | **Vanderbilt** | **(H)** | **26** | **36** |
| **Feb. 15** | **Georgetown** | **(A)** | **18** | **22** |
| Feb. 21 | Cincinnati | (H) | 34 | 21 |
| Feb. 22 | Ky. Wesleyan | (H) | 18 | 13 |
| **Feb. 24** | **Centre** | **(H)** | **10** | **21** |
| Feb. 28 | Tennessee | (H) | 30 | 14 |
| **Mar. 8** | **Miami (Ohio) U.** | **(H)** | **14** | **38** |
| | | | 346 | 354 |

— Leading Scorers —

| | |
|---|---|
| H.C. Thomas (Sr. F) | 71 |
| J.C. Everett (Jr. F) | 66 |
| Bob Lavin (Fr. G) | 50 |
| Tony Dishman (Sr. G) | 33 |
| Ed Parker (Sr. F) | 33 |

# ALL-TIME RESULTS 1903-90

## 1919-20 — Won 5, Lost 7.

COACH: George C. Buchheit
CAPTAIN: J.C. Everett

| Date | Team | Site | Ky. | Opp. |
|---|---|---|---|---|
| **Jan. 17** | **Cincinnati** | **(A)** | **11** | **13** |
| Jan. 22 | Maryville | (H) | 27 | 16 |
| Jan. 31 | Georgetown | (H) | 25 | 14 |
| **Feb. 5** | **Tennessee** | **(H)** | **24** | **29** |
| **Feb. 7** | **Tennessee** | **(H)** | **26** | **27** |
| **Feb. 14** | **Centre** | **(A)** | **15** | **44** |
| Feb. 17 | Georgetown | (A) | 28 | 16 |
| Feb. 21 | Ky. Wesleyan | (H) | 43 | 13 |
| **Feb. 26** | **Cumberland** | **(A)** | **21** | **30** |
| **Feb. 27** | **Tennessee** | **(A)** | **25** | **28** |
| Feb. 28 | Tennessee | (A) | 36 | 25 |
| **Mar. 6** | **Centre** | **(A)** | **18** | ***20** |
| | | | 299 | 275 |

— Leading Scorers —
Basil Hayden (So. F) ..... 108
William Blakey (Sr. G) ..... 70
J.C. Everett (Sr. C) ..... 55
Bob Lavin (So. F) ..... 41
Jim Wilhelm (Jr. F) ..... 36

## 1920-21 — Won 13, Lost 1.

COACH: George C. Buchheit
CAPTAIN: Basil Hayden

| Date | Team | Site | Ky. | Opp. |
|---|---|---|---|---|
| Jan. 12 | Ky. Wesleyan | (H) | 38 | 13 |
| Jan. 15 | Cumberland | (H) | 37 | 21 |
| Jan. 18 | Georgetown | (H) | 38 | 23 |
| Jan. 21 | Chattanooga | (H) | 42 | 10 |
| Jan. 26 | Cincinnati | (A) | 26 | 19 |
| Jan. 29 | Auburn | (H) | 40 | 25 |
| **Feb. 8** | **Centre** | **(A)** | **27** | **29** |
| Feb. 15 | Georgetown | (A) | 56 | 11 |
| Feb. 18 | Centre | (H) | 20 | 13 |
| Feb. 22 | Vanderbilt | (H) | 37 | 18 |
| | SIAA TOURNAMENT (Atlanta, Ga.) | | | |
| Feb. 25 | Tulane | | 50 | 28 |
| Feb. 26 | Mercer | | 49 | 24 |
| Feb. 28 | Mississippi A&M | | 28 | 13 |
| Mar. 1 | Georgia (finals) | | 20 | 19 |
| | | | 308 | 266 |

— Leading Scorers —
William King (Fr. F) ..... 114
Basil Hayden (Jr. F) ..... 96
Paul Adkins (Jr. C) ..... 95
Bob Lavin (Jr. G) ..... 25
Fred Fest (So. C) ..... 43

## 1921-22 — Won 10, Lost 6.

COACH: George C. Buchheit
CAPTAIN: R.E. Lavin

| Date | Team | Site | Ky. | Opp. |
|---|---|---|---|---|
| **Jan. 14** | **Georgetown** | **(H)** | **17** | **26** |
| Jan. 17 | Louisville | (A) | 38 | 14 |
| **Jan. 18** | **Vanderbilt** | **(A)** | **12** | **22** |
| Jan. 21 | Louisville | (H) | 29 | 22 |
| Jan. 26 | Miss. A&M | (H) | 28 | 21 |
| Jan. 27 | Marshall | (H) | 34 | 12 |
| Feb. 4 | Centre | (A) | 28 | 21 |
| Feb. 6 | Georgetown | (A) | 26 | 17 |
| Feb. 8 | Washington & Lee | (A) | 21 | 20 |
| **Feb. 9** | **Va. Military Inst.** | **(A)** | **32** | **37** |
| **Feb. 11** | **Georgetown U.** | **(A)** | **23** | **28** |
| **Feb. 13** | **Virginia** | **(A)** | **30** | **32** |
| Feb. 16 | Clemson | (H) | 38 | 14 |
| Feb. 20 | Centre | (H) | 40 | 23 |
| | SIAA TOURNAMENT (Atlanta, Ga.) | | | |
| Feb. 24 | Georgetown | | 41 | 21 |
| **Feb. 25** | **Mercer** | | **22** | **35** |
| | | | 459 | 361 |

— Leading Scorers —
Paul Adkins (Sr.C) ..... 88
William King (So. F) ..... 83
Bob Lavin (Sr. F) ..... 52
Basil Hayden (Sr. F) ..... 50
William Poynz (Jr. F) ..... 29

## 1922-23 — Won 3, Lost 10.

COACH: George C. Buchheit
CAPTAIN: Fred Fest

| Date | Team | Site | Ky. | Opp. |
|---|---|---|---|---|
| Jan. 13 | Georgetown | (A) | 24 | 13 |
| **Jan. 20** | **Tennessee** | **(A)** | **26** | **30** |
| Jan. 22 | Chattanooga | (H) | 25 | 18 |
| **Jan. 25** | **Alabama** | **(H)** | **35** | **45** |
| **Jan. 27** | **Centre** | **(H)** | **14** | **21** |
| **Feb. 3** | **Georgia** | **(H)** | **19** | **23** |
| **Feb. 5** | **Cincinnati** | **(A)** | **24** | **33** |
| **Feb. 7** | **Centenary** | **(H)** | **21** | **38** |
| **Feb. 10** | **Tennessee** | **(H)** | **23** | **28** |
| **Feb. 14** | **Centre** | **(A)** | **10** | **17** |
| **Feb. 15** | **Clemson** | **(H)** | **17** | **30** |
| **Feb. 19** | **Georgetown** | **(H)** | **21** | **48** |
| Feb. 23 | Sewanee | (H) | 30 | 14 |
| | | | 289 | 348 |

— Leading Scorers —
Carl Riefkin (Jr. F) ..... 133
Fred Fest (Sr. C) ..... 92
W.G. Wilkinson (Sr. F) ..... 12
Gilbert Smith (Sr. G) ..... 12
William Poynz (Sr. G) ..... 10

## 1923-24 — Won 13, Lost 3.

COACH: G.C. Buchheit
CAPTAIN: A.T. Rice

| Date | Team | Site | Ky. | Opp. |
|---|---|---|---|---|
| Jan. 1 | Vanderbilt | (H) | 33 | 13 |
| Jan. 8 | Mexico YMCA | (H) | 25 | 14 |
| Jan. 12 | Georgetown | (A) | 32 | 24 |
| **Jan. 14** | **Miss. A&M** | **(H)** | **16** | **17** |
| Jan. 15 | Sewanee | (H) | 50 | 15 |
| **Jan. 18** | **Tennessee** | **(A)** | **13** | **20** |
| Jan. 19 | Chattanooga | (A) | 24 | 23 |
| Feb. 4 | West Virginia | (H) | 24 | 21 |
| Feb. 9 | Centre | (A) | 27 | 18 |
| Feb. 11 | Georgetown | (H) | 39 | 35 |
| Feb. 13 | Clemson | (H) | 38 | 13 |
| Feb. 14 | Virginia | (H) | 29 | 16 |
| Feb. 19 | Virginia Tech | (H) | 36 | 14 |
| Feb. 21 | Centre | (H) | 38 | 24 |
| Feb. 23 | Georgia Tech | (H) | 33 | 27 |
| | SIAA TOURNAMENT (Atlanta, Ga.) | | | |
| **Feb. 29** | **North Carolina** | | **20** | **41** |
| | | | 477 | 335 |

— Leading Scorers —
Jim McFarland (Soph. F) ..... 157
Lowell Underwood (Soph. C) ..... 78
Carl Riefkin (Sr. F) ..... 72
Will Milward (Jr. C) ..... 59
Charles Hughes (Soph. F) ..... 32

## ALUMNI GYM ERA (1924-50)

## 1924-25 — Won 13, Lost 8.

COACH: C.O. Applegran
CAPTAIN: James McFarland

| Date | Team | Site | Ky. | Opp. |
|---|---|---|---|---|
| Dec. 13 | Cincinnati | (H) | 28 | 23 |
| **Dec. 18** | **Indiana** | **(H)** | **18** | **20** |
| **Dec. 20** | **Michigan** | **(H)** | **11** | **21** |
| **Jan. 3** | **Cincinnati** | **(A)** | **20** | **24** |
| **Jan. 5** | **Illinois** | **(A)** | **26** | **36** |
| **Jan. 6** | **Wabash** | **(A)** | **10** | **57** |
| Jan. 9 | Mississippi | (H) | 26 | 23 |
| Jan. 10 | Georgetown | (H) | 25 | 17 |
| Jan. 17 | Centre | (H) | 33 | 26 |
| Jan. 30 | Washington & Lee | (H) | 28 | 22 |
| Feb. 2 | West Virginia | (H) | 29 | 19 |
| **Feb. 5** | **Alabama** | **(A)** | **15** | **24** |
| Feb. 6 | Georgia Tech | (A) | 18 | 16 |
| **Feb. 7** | **Georgia** | **(A)** | **24** | **28** |
| Feb. 9 | Tennessee | (A) | 35 | 22 |
| Feb. 12 | Tulane | (A) | 29 | 22 |
| Feb. 14 | Georgetown | (A) | 36 | 21 |
| Feb. 18 | Tennessee | (H) | 26 | 21 |
| Feb. 21 | Centre | (H) | 39 | 10 |
| | SOUTHERN CONF. TOUR.(Atlanta, Ga.) | | | |
| Feb. 27 | Mississippi A&M | | 31 | 26 |
| **Feb. 28** | **Georgia** | | **31** | **32** |
| | | | 538 | 510 |

— Leading Scorers —
Jim McFarland (Jr. F) ..... 157
Lowell Underwood (Jr. F) ..... 132
Will Milward (Sr. C) ..... 130
Charles Alberts (Jr. G) ..... 53
Foster Helm (Soph. F) ..... 37

## 1925-26 — Won 15, Lost 3.

COACH: Ray Eklund
CAPTAIN: Burgess Carey

| Date | Team | Site | Ky. | Opp. |
|---|---|---|---|---|
| **Dec. 19** | **DePauw** | **(H)** | **29** | **38** |
| **Jan. 5** | **Indiana** | **(A)** | **23** | **34** |
| Jan. 9 | Berea | (H) | 37 | 23 |
| Jan. 12 | Georgetown | (A) | 36 | 21 |
| Jan. 16 | Georgia Tech | (H) | 25 | 24 |
| Jan. 22 | Centre | (H) | 45 | 25 |
| Jan. 30 | Georgetown | (H) | 25 | 20 |
| Feb. 1 | Alabama | (H) | 27 | 16 |
| Feb. 4 | Centre | (A) | 46 | 19 |
| Feb. 5 | Washington & Lee | (H) | 44 | 34 |
| Feb. 8 | Auburn | (H) | 35 | 26 |
| Feb. 12 | Tennessee | (A) | 51 | 17 |
| Feb. 15 | Georgia | (A) | 22 | 18 |
| Feb. 18 | Tennessee | (H) | 27 | 21 |
| Feb. 20 | Vanderbilt | (H) | 30 | 20 |
| | SOUTHERN CONF. TOUR. (Atlanta, Ga.) | | | |
| Feb. 26 | Va. Military Inst. | | 38 | 25 |
| Feb. 27 | Georgia | | 39 | 34 |
| **Mar. 1** | **Mississippi A&M** | | **26** | **31** |
| | | | 605 | 446 |

— Leading Scorers —
Gayle Mohney (Jr. G) ..... 200
Paul Jenkins (Soph. F) ..... 132
Jim McFarland (Sr. F) ..... 100
Lowell Underwood (Sr. C) ..... 66
Henry Besuden (Sr. C) ..... 38

## 1926-27 — Won 3, Lost 13.

COACH: Basil Hayden
CAPTAIN: Paul Jenkins

| Date | Team | Site | Ky. | Opp. |
|---|---|---|---|---|
| **Dec. 18** | **Cincinnati** | **(H)** | **10** | **48** |
| **Dec. 21** | **Indiana** | **(H)** | **19** | **38** |
| **Dec. 29** | **Cincinnati** | **(A)** | **23** | **51** |
| **Dec. 31** | **Princeton** | **(H)** | **26** | **30** |
| Jan. 3 | Florida | (H) | 44 | 36 |
| **Jan. 10** | **Ky. Wesleyan** | **(A)** | **25** | **31** |
| **Jan. 15** | **Vanderbilt** | **(H)** | **32** | **48** |
| **Jan. 21** | **Tennessee** | **(A)** | **14** | **19** |
| **Jan. 22** | **Georgia Tech** | **(A)** | **16** | **48** |
| Jan. 29 | Centre | (H) | 27 | 25 |
| **Feb. 1** | **Georgetown** | **(A)** | **19** | **26** |
| **Feb. 4** | **Washington & Lee** | **(H)** | **34** | **36** |
| **Feb. 7** | **West Virginia** | **(H)** | **26** | **44** |
| **Feb. 11** | **Mississippi** | **(H)** | **17** | **37** |
| Feb. 12 | Centre | (A) | 22 | 16 |
| **Feb. 19** | **Tennessee** | **(H)** | **21** | **30** |
| | | | 375 | 563 |

— Leading Scorers —
Paul Jenkins (Jr. F) ..... 98
Edwin Knadler (Sr. F) ..... 70
Karl Ropke (Sr. F-C) ..... 63
Frank Phipps (Jr. F) ..... 55
Foster Helm (Sr. C) ..... 28

## 1927-28 — Won 12, Lost 6.

COACH: John Mauer
CAPTAIN: Paul Jenkins

| Date | Team | Site | Ky. | Opp. |
|---|---|---|---|---|
| Dec. 16 | Clemson | (H) | 33 | 17 |
| **Dec. 20** | **Miami (Ohio) U.** | **(H)** | **31** | **36** |
| Jan. 4 | Berea | (H) | 37 | 16 |
| Jan. 9 | Centre | (A) | 36 | 25 |
| Jan. 14 | Vanderbilt | (H) | 43 | 23 |
| Jan. 16 | Virginia | (A) | 31 | 28 |
| **Jan. 18** | **Naval Academy** | **(A)** | **26** | **32** |
| **Jan. 19** | **Maryland** | **(A)** | **7** | **37** |
| Jan. 28 | Tennessee | (H) | 48 | 18 |
| Feb. 3 | Washington & Lee | (H) | 34 | 28 |
| **Feb. 4** | **Indiana** | **(A)** | **29** | **48** |
| Feb. 8 | Vanderbilt | (A) | 54 | 29 |
| Feb. 9 | Tennessee | (A) | 43 | 16 |
| **Feb. 11** | **Georgia Tech** | **(H)** | **31** | **35** |
| Feb. 18 | Centre | (H) | 30 | 20 |
| | SOUTHERN CONF. TOUR. (Atlanta, Ga.) | | | |
| Feb. 24 | South Carolina | | 56 | 40 |
| Feb. 25 | Georgia | | 33 | 16 |
| **Feb. 27** | **Mississippi** | | **28** | **41** |
| | | | 630 | 505 |

— Leading Scorers —
Cecil Combs (Soph. F) ..... 186
Ivrine Jeffries (Sr. G) ..... 115
Paul McBrayer (Soph. G-C) ..... 93
Hays Owens (Soph. F) ..... 68
Paul Jenkins (Sr. F) ..... 63

## 1928-29 — Won 12, Lost 5.

COACH: John Mauer
CAPTAIN: Lawrence McGinnis

| Date | Team | Site | Ky. | Opp. |
|---|---|---|---|---|
| Dec. 15 | Eastern Normal | (H) | 35 | 10 |
| Dec. 21 | Miami (Ohio) U. | (H) | 43 | ***42 |
| **Jan. 4** | **North Carolina** | **(H)** | **15** | **25** |
| Jan. 12 | Notre Dame | (A) | 19 | 16 |
| **Jan. 16** | **Georgia Tech** | **(A)** | **19** | **33** |
| Jan. 17 | Tennessee | (A) | 35 | 29 |
| Jan. 19 | Tennessee | (H) | 27 | 22 |
| **Jan. 26** | **Alabama** | **(H)** | **26** | **27** |
| Feb. 1 | Mississippi A&M | (A) | 25 | 23 |
| Feb. 2 | Mississippi A&M | (A) | 32 | 14 |
| **Feb. 3** | **Tulane** | **(A)** | **22** | **34** |
| Feb. 8 | Washington & Lee | (H) | 31 | 30 |
| Feb. 13 | Centre | (H) | 47 | 11 |
| Feb. 22 | Mississippi | (H) | 35 | 30 |
| Feb. 23 | Mississippi | (H) | 32 | 24 |
| | SOUTHERN CONF. TOUR. (Atlanta, Ga.) | | | |
| Mar. 1 | Tulane | | 29 | 15 |
| **Mar. 2** | **Georgia** | | **24** | **26** |
| | | | 496 | 411 |

— Leading Scorers —
Stan Milward (Soph. C) ..... 116
Louis McGinnis (Soph. F) ..... 99
Cecil Combs (Jr. G) ..... 92
Carey Spicer (Soph. F) ..... 86
Paul McBrayer (Jr. G) ..... 49

## 1929-30 — Won 16, Lost 3.

COACH: John Mauer
CAPTAIN: Paul McBrayer

| Date | Team | Site | Ky. | Opp. |
|---|---|---|---|---|
| Dec. 14 | Georgetown | (H) | 46 | 9 |
| Dec. 20 | Miami (Ohio) U. | (H) | 35 | 20 |
| Dec. 31 | Berea | (H) | 29 | 26 |
| Jan. 3 | Clemson | (H) | 31 | 15 |
| **Jan. 10** | **Creighton** | **(H)** | **27** | **28** |
| Jan. 11 | Creighton | (H) | 25 | 21 |
| Jan. 18 | Tennessee | (H) | 23 | 20 |
| Jan. 24 | Mississippi A&M | (H) | 38 | 17 |
| Jan. 25 | Mississippi A&M | (H) | 20 | 14 |
| **Jan. 31** | **Tennessee** | **(A)** | **24** | **29** |
| Feb. 1 | Georgia | (A) | 22 | 21 |
| Feb. 3 | Clemson | (A) | 34 | 20 |
| Feb. 8 | Georgia Tech | (H) | 39 | 19 |
| Feb. 14 | Georgia | (H) | 36 | 23 |
| Feb. 18 | Ky. Wesleyan | (H) | 32 | 20 |
| Feb. 22 | Washington & Lee | (H) | 28 | *26 |
| | SOUTHERN CONF. TOUR. (Atlanta, Ga.) | | | |
| Feb. 28 | Maryland | | 26 | 21 |
| Mar. 1 | Sewanee | | 44 | 22 |
| **Mar. 3** | **Duke** | | **32** | **37** |
| | | | 591 | 408 |

— Leading Scorers —
Cecil Combs (Sr. F) ..... 125
Carey Spicer (Jr. F) ..... 114
Louis McGinnis (Jr. F) ..... 92
Paul McBrayer (Sr. G) ..... 91
Stan Milward (Sr. C) ..... 89

## ADOLPH RUPP ERA

## 1930-31 — Won 15, Lost 3.

COACH: Adolph Rupp
CAPTAIN: Carey Spicer

| Date | Team | Site | Ky. | Opp. |
|---|---|---|---|---|
| Dec. 18 | Georgetown | (H) | 67 | 19 |
| Dec. 27 | Marshall | (H) | 42 | 26 |
| Dec. 31 | Berea | (H) | 41 | 25 |
| Jan. 3 | Clemson | (H) | 33 | 21 |
| Jan. 10 | Tennessee | (H) | 31 | 23 |
| Jan. 16 | Chattanooga | (H) | 55 | 18 |
| Jan. 21 | Vanderbilt | (A) | 42 | 37 |
| Jan. 31 | Tennessee | (A) | 36 | *32 |
| Feb. 6 | Washington & Lee | (H) | 23 | 18 |
| Feb. 9 | Georgia Tech | (H) | 38 | 34 |
| **Feb. 13** | **Georgia** | **(A)** | **16** | **25** |
| **Feb. 14** | **Clemson** | **(A)** | **26** | **29** |
| Feb. 16 | Georgia Tech | (A) | 35 | 16 |
| Feb. 20 | Vanderbilt | (H) | 43 | 23 |
| | SOUTHERN CONF. TOUR. (Atlanta, Ga.) | | | |
| Feb. 27 | North Carolina St. | | 33 | 28 |
| Feb. 28 | Duke | | 35 | 30 |
| Mar. 2 | Florida | | 56 | 36 |
| **Mar. 3** | **Maryland (finals)** | | **27** | **29** |
| | | | 679 | 469 |

— Leading Scorers —
Carey Spicer (Sr. F) ..... 190
Louis McGinnis (Sr. F) ..... 175
George Yates (Jr. C) ..... 128
Jake Bronston (Jr. G) ..... 70
Aggie Sale (Soph. C-F) ..... 62

## 1931-32 — Won 15, Lost 2.

COACH: Adolph Rupp
CAPTAIN: Ellis Johnson

| Date | Team | Site | Ky. | Opp. |
|---|---|---|---|---|
| Dec. 15 | Georgetown | (H) | 66 | 24 |
| Dec. 18 | Carnegie Tech | (H) | 36 | 34 |
| Dec. 23 | Berea | (H) | 52 | 27 |
| Dec. 30 | Marshall | (H) | 46 | 16 |
| Jan. 2 | Clemson | (H) | 43 | 24 |
| Jan. 14 | Clemson | (A) | 30 | 17 |
| Jan. 15 | Sewanee | (A) | 30 | 20 |
| Jan. 16 | Tennessee | (A) | 29 | 28 |
| Jan. 21 | Chattanooga | (H) | 51 | 17 |
| Jan. 30 | Washington & Lee | (H) | 48 | 28 |
| Feb. 3 | Vanderbilt | (A) | 61 | 37 |
| Feb. 6 | Duke | (H) | 37 | 30 |
| Feb. 8 | Alabama | (H) | 50 | 22 |
| Feb. 13 | Tennessee | (H) | 41 | 27 |
| **Feb. 20** | **Vanderbilt** | **(H)** | **31** | **32** |
| | SOUTHERN CONF. TOUR. (Atlanta, Ga.) | | | |
| Feb. 26 | Tulane | | 50 | 30 |
| **Feb. 27** | **North Carolina** | | **42** | **43** |
| | | | 743 | 456 |

# ALL-TIME RESULTS 1903-90

| Date | Team | Site | Ky. | Opp. |
|---|---|---|---|---|
| **1931-32 continued** | | | | |
| — Leading Scorers — | | | | |
| Aggie Sale (Jr. F) | | | | 235 |
| Darrell Darby (Jr. F) | | | | 142 |
| Frenchy DeMoisey (Soph. C-F) | | | | 121 |
| Ellis Johnson (Jr. G) | | | | 63 |
| Howard Kreuter (Jr. F) | | | | 60 |

## 1932-33 — Won 20, Lost 3.

COACH: Adolph Rupp
CAPTAIN: Forest Sale

| Date | Team | Site | Ky. | Opp. |
|---|---|---|---|---|
| Dec. 12 | Georgetown | (H) | 62 | 21 |
| Dec. 17 | Marshall | (N1) | 57 | 23 |
| Dec. 20 | Tulane | (H) | 53 | 17 |
| Dec. 21 | Tulane | (H) | 42 | 11 |
| Dec. 30 | Chicago | (A) | 58 | 26 |
| **Jan. 2** | **Ohio State** | **(H)** | **30** | **46** |
| Jan. 6 | Creighton | (A) | 32 | 26 |
| **Jan. 7** | **Creighton** | **(A)** | **22** | **34** |
| Jan. 10 | South Carolina | (H) | 44 | 36 |
| Jan. 14 | Tennessee | (A) | 42 | 21 |
| Jan. 16 | Clemson | (H) | 67 | 18 |
| Jan. 28 | Tennessee | (H) | 44 | 23 |
| Jan. 31 | Vanderbilt | (A) | 40 | 29 |
| Feb. 1 | Clemson | (A) | 42 | 32 |
| **Feb. 2** | **South Carolina** | **(A)** | **38** | **44** |
| Feb. 6 | Mexico U. | (H) | 81 | 22 |
| Feb. 11 | Georgia Tech | (H) | 45 | 22 |
| Feb. 13 | Alabama | (N2) | 35 | 21 |
| Feb. 18 | Vanderbilt | (H) | 45 | 28 |
| SEC TOURNAMENT (Atlanta, Ga.) | | | | |
| Feb. 25 | Mississippi | | 49 | 31 |
| Feb. 26 | Florida | | 48 | 24 |
| Feb. 27 | LSU | | 51 | 38 |
| Feb. 28 | Mississippi St. (finals) | | 46 | 27 |
| | | | 1073 | 630 |

**SEC CHAMPIONS**
(N1) Ashland (N2) Birmingham, Ala.
— Leading Scorers —
Aggie Sale (Sr. C-F) 324
Frenchy Demoisey (Jr. C-F) 273
Bill Davis (Jr. G) 152
Darrell Darby (Sr. F) 91
Ellis Johnson (Sr. G) 76

## 1933-34 — Won 16, Lost 1.

COACH: Adolph Rupp
CAPTAIN: John DeMoisey

| Date | Team | Site | Ky. | Opp. |
|---|---|---|---|---|
| Dec. 5 | Alumni | (H) | 53 | 20 |
| Dec. 9 | Georgetown | (H) | 41 | 12 |
| Dec. 14 | Marshall | (H) | 48 | 26 |
| Dec. 16 | Cincinnati | (H) | 31 | 25 |
| Dec. 21 | Tulane | (A) | 32 | 22 |
| Dec. 22 | Tulane | (A) | 42 | 29 |
| Jan. 12 | Sewanee | (A) | 55 | 16 |
| Jan. 13 | Tennessee | (A) | 44 | 23 |
| Jan. 20 | Chattanooga | (H) | 47 | 20 |
| Jan. 27 | Tennessee | (H) | 53 | 26 |
| Feb. 1 | Alabama | (N1) | 33 | 28 |
| Feb. 3 | Vanderbilt | (A) | 48 | 26 |
| Feb. 8 | Alabama | (H) | 26 | 21 |
| Feb. 10 | Georgia Tech | (H) | 49 | 25 |
| Feb. 15 | Sewanee | (H) | 60 | 15 |
| Feb. 17 | Vanderbilt | (H) | 47 | 27 |
| SEC TOURNAMENT (Atlanta, Ga.) | | | | |
| **Feb. 24** | **Florida** | | **32** | **38** |
| (N1) Birmingham, Ala. | | | 741 | 399 |

— Leading Scorers —
John DeMoisey (Sr. C) 212
Bill Davis (Sr. G) 141
Dave Lawrence (Jr. F) 135
Garland Lewis (Soph. C) 69
Jack Tucker (Jr. F) 66

## 1934-35 — Won 19, Lost 2

COACH: Adolph Rupp
CAPTAIN: Dave Lawrence and Jack Tucker

| Date | Team | Site | Ky. | Opp. |
|---|---|---|---|---|
| Dec. 10 | Alumni | (H) | 95 | 8 |
| Dec. 13 | Oglethorpe | (H) | 81 | 12 |
| Dec. 21 | Tulane | (A) | 38 | 9 |
| Dec. 22 | Tulane | (A) | 52 | 12 |
| Jan. 2 | Chicago | (H) | 42 | 16 |
| **Jan. 5** | **New York U.** | **(A)** | **22** | **23** |
| Jan. 12 | Chattanooga | (H) | 66 | 19 |
| Jan. 18 | Tulane | (H) | 63 | 22 |
| Jan. 19 | Tulane | (H) | 55 | 12 |
| Jan. 26 | Tennessee | (H) | 48 | 21 |
| Feb. 1 | Alabama | (N1) | 33 | 26 |
| Feb. 2 | Vanderbilt | (A) | 58 | 22 |
| Feb. 5 | Xavier | (A) | 40 | 27 |
| Feb. 9 | Georgia Tech | (H) | 57 | 30 |
| Feb. 11 | Alabama | (H) | 25 | 16 |
| **Feb. 13** | **Michigan St.** | **(A)** | **26** | **32** |
| Feb. 16 | Tennessee | (A) | 38 | 36 |
| Feb. 22 | Creighton | (H) | 63 | 42 |
| Feb. 23 | Creighton | (H) | 24 | 13 |
| Mar. 2 | Vanderbilt | (H) | 53 | 19 |
| Mar. 7 | Xavier | (H) | 46 | 29 |
| | | | 985 | 446 |

**SEC CO-CHAMPIONS**
(N1) Birmingham, Ala.
— Leading Scorers —
Leroy Edwards (Soph. C) 343
Dave Lawrence (Jr. F) 192
Garland Lewis (Jr. C-F) 104
Warfield Donohue (Soph. G) 69
Jack Tucker (Sr. F) 68

## 1935-36 — Won 15, Lost 6.

COACH: Adolph Rupp
CAPTAIN: Milerd Anderson

| Date | Team | Site | Ky. | Opp. |
|---|---|---|---|---|
| Dec. 6 | Georgetown | (H) | 42 | 17 |
| Dec. 17 | Berea | (H) | 58 | 30 |
| Dec. 23 | Pittsburgh | (H) | 35 | 17 |
| **Jan. 8** | **New York U.** | **(A)** | **28** | **41** |
| Jan. 14 | Xavier | (A) | 36 | 32 |
| Jan. 17 | Tulane | (H) | 49 | 24 |
| Jan. 18 | Tulane | (H) | 39 | 21 |
| Jan. 21 | Michigan St. | (H) | 27 | 19 |
| Jan. 25 | Tennessee | (H) | 40 | 31 |
| **Feb. 1** | **Vanderbilt** | **(A)** | **23** | **32** |
| Feb. 3 | Alabama | (A) | 32 | 30 |
| Feb. 7 | Alabama | (H) | 40 | 34 |
| **Feb. 10** | **Notre Dame** | **(A)** | **20** | **41** |
| Feb. 11 | Butler | (A) | 39 | 28 |
| **Feb. 15** | **Tennessee** | **(A)** | **28** | **39** |
| Feb. 18 | Xavier | (H) | 49 | 40 |
| Feb. 21 | Creighton | (H) | 68 | 38 |
| **Feb. 22** | **Creighton** | **(H)** | **29** | **31** |
| Feb. 24 | Vanderbilt | (H) | 61 | 41 |
| SEC TOURNAMENT (Knoxville, Tenn.) | | | | |
| Feb. 28 | Mississippi St. | | 41 | 39 |
| **Mar. 1** | **Tennessee** | | **28** | **39** |
| | | | 812 | 664 |

— Leading Scorers —
Ralph Carlisle (Soph. F) 241
Joe Hagan (Soph. F) 168
Garland Lewis (Sr. C) 157
Warfield Donohue (Jr. G) 70
J. Rice Walker (Soph. C-F) 47

## 1936-37 — Won 17, Lost 5.

COACH: Adolph Rupp
CAPTAIN: Warfield Donohue

| Date | Team | Site | Ky. | Opp. |
|---|---|---|---|---|
| Dec. 9 | Georgetown | (H) | 46 | 21 |
| Dec. 12 | Berea | (H) | 70 | 26 |
| Dec. 15 | Xavier | (A) | 34 | 28 |
| Dec. 21 | Centenary | (H) | 37 | 19 |
| Jan. 2 | Michigan St. | (H) | 28 | 21 |
| **Jan. 5** | **Notre Dame** | **(N1)** | **28** | **41** |
| Jan. 8 | Creighton | (H) | 59 | 36 |
| **Jan. 14** | **Michigan St.** | **(A)** | **23** | **24** |
| Jan. 16 | Akron U. | (N2) | 32 | 22 |
| Jan. 23 | Tennessee | (H) | 43 | 26 |
| Jan. 30 | Vanderbilt | (A) | 41 | 26 |
| Feb. 1 | Alabama | (N3) | 38 | 27 |
| **Feb. 3** | **Tulane** | **(A)** | **28** | **35** |
| Feb. 4 | Tulane | (A) | 28 | 25 |
| Feb. 8 | Mexico U. | (H) | 60 | 30 |
| **Feb. 10** | **Alabama** | **(H)** | **31** | **34** |
| **Feb. 13** | **Tennessee** | **(A)** | **24** | **26** |
| Feb. 20 | Vanderbilt | (H) | 51 | 19 |
| Feb. 22 | Xavier | (H) | 23 | 15 |
| SEC TOURNAMENT (Knoxville, Tenn.) | | | | |
| Feb. 26 | Louisiana St. | | 57 | 37 |
| Feb. 28 | Georgia Tech | | 40 | 30 |
| Mar. 1 | Tennessee (finals) | | 39 | 25 |
| | | | 860 | 593 |

**SEC CHAMPIONS**
(N1) Louisville (N2) Cincinnati (N3) Birmingham, Ala.
— Leading Scorers —
Ralph Carlisle (Jr. F) 208
Joe Hagan (Jr. F) 150
Homer Thompson (Soph. C) 109
Walter Hodge (Sr. G) 78
Bernie Opper (Soph. G) 74

## 1937-38 — Won 13, Lost 5.

COACH: Adolph Rupp
CAPTAIN: J. Rice Walker

| Date | Team | Site | Ky. | Opp. |
|---|---|---|---|---|
| Dec. 5 | Berea | (H) | 69 | 35 |
| Dec. 18 | Cincinnati | (H) | 38 | 21 |
| Dec. 22 | Centenary | (H) | 35 | 25 |
| Dec. 29 | Pittsburgh (finals) | | 40 | 29 |
| **Jan. 8** | **Michigan St.** | **(A)** | **37** | **42** |
| **Jan. 10** | **Detroit** | **(A)** | **26** | **34** |
| **Jan. 15** | **Notre Dame** | **(A)** | **37** | **47** |
| Jan. 22 | Tennessee | (H) | 52 | 27 |
| Jan. 29 | Vanderbilt | (A) | 42 | 19 |
| Jan. 31 | Alabama | (N1) | 57 | 31 |
| **Feb. 5** | **Xavier** | **(A)** | **32** | **39** |
| Feb. 7 | Michigan St. | (H) | 44 | 27 |
| Feb. 12 | Alabama | (H) | 27 | 21 |
| Feb. 14 | Marquette | (H) | 35 | 33 |
| Feb. 17 | Xavier | (H) | 45 | 29 |
| Feb. 21 | Vanderbilt | (H) | 48 | 24 |
| Feb. 26 | Tennessee | (A) | 29 | 26 |
| SEC TOURNAMENT (Baton Rouge, La) | | | | |
| **Mar. 3** | **Tulane** | | **34** | **36** |
| | | | 723 | 543 |

(N1) Birmingham, Ala.
— Leading Scorers —
Joe Hagan (Sr. F) 184
Fred Curtis (Jr. F) 114
Bernie Opper (Jr. G) 95
Homer Thompson (Jr. C) 88
Mickey Rouse (Soph. G) 74

## 1938-39 — Won 16, Lost 4.

COACH: Adolph Rupp
CAPTAIN: Bernard Opper

| Date | Team | Site | Ky. | Opp. |
|---|---|---|---|---|
| Dec. 2 | Georgetown | (H) | 39 | 19 |
| Dec. 10 | Ky. Wesleyan | (H) | 57 | 18 |
| Dec. 17 | Cincinnati | (H) | 44 | 27 |
| Dec. 21 | Washington & Lee | (H) | 67 | 47 |
| **Jan. 4** | **Long Island** | **(A)** | **34** | **52** |
| Jan. 6 | St. Joseph's | (A) | 41 | 30 |
| **Jan 14** | **Notre Dame** | **(N1)** | **37** | **42** |
| **Jan. 21** | **Tennessee** | **(H)** | **29** | **30** |
| **Jan. 28** | **Alabama** | **(N2)** | **38** | **41** |
| Jan. 30 | Vanderbilt | (A) | 51 | 37 |
| Feb. 4 | Marquette | (H) | 37 | 31 |
| Feb. 8 | Xavier | (A) | 41 | 31 |
| Feb. 11 | Alabama | (H) | 45 | 27 |
| Feb. 13 | Mississippi St. | (H) | 39 | 28 |
| Feb. 18 | Tennessee | (A) | 36 | **34 |
| Feb. 21 | Xavier | (H) | 43 | 23 |
| Feb. 25 | Vanderbilt | (H) | 52 | 27 |
| SEC TOURNAMENT (Knoxville, Tenn.) | | | | |
| Mar. 2 | Mississippi | | 49 | 30 |
| Mar. 3 | Louisiana St. | | 53 | 34 |
| Mar. 4 | Tennessee (finals) | | 46 | 38 |
| | | | 878 | 646 |

**SEC CHAMPIONS**
(N1) Louisville (N2) Birmingham
— Leading Scorers —
Fred Curtis (Sr. F) 183
Homer Thompson (Sr. C) 128
Keith Farnsley (Soph. F) 127
Marion Cluggish (Jr. C) 106
Mickey Rouse (Jr. G) 104

## 1939-40 — Won 15, Lost 6.

**SEC Champions (Tournament)**
**Sugar Bowl Champions**
COACH: Adolph Rupp
CAPTAIN: Layton Rouse

| Date | Team | Site | Ky. | Opp. |
|---|---|---|---|---|
| Dec. 9 | Berea | (H) | 74 | 24 |
| **Dec. 16** | **Cincinnati** | **(H)** | **30** | **39** |
| Dec. 21 | Clemson | (A) | 55 | 31 |
| SUGAR BOWL (New Orleans, La.) | | | | |
| Dec. 27 | Ohio St. (finals) | | 36 | 30 |
| Jan. 1 | Kansas St. | (H) | 53 | 26 |
| Jan. 6 | Xavier | (A) | 42 | 41 |
| Jan. 8 | West Virginia | (H) | 47 | 38 |
| **Jan. 13** | **Notre Dame** | **(A)** | **47** | **52** |
| Jan. 20 | Tennessee | (H) | 35 | 26 |
| **Jan. 27** | **Alabama** | **(N1)** | **32** | **36** |
| **Jan. 29** | **Vanderbilt** | **(A)** | **32** | **40** |
| Feb. 3 | Marquette | (A) | 51 | 45 |
| Feb. 10 | Alabama | (H) | 46 | 18 |
| Feb. 12 | Xavier | (H) | 37 | 29 |
| Feb. 13 | Mississippi St. | (H) | 45 | 37 |
| **Feb. 17** | **Tennessee** | **(A)** | **23** | **27** |
| **Feb. 19** | **Georgia Tech** | **(A)** | **39** | **44** |
| Feb. 24 | Vanderbilt | (H) | 43 | 38 |
| SEC TOURNAMENT (Knoxville, Tenn.) | | | | |
| Feb. 29 | Vanderbilt | | 44 | 31 |
| Mar. 1 | Tennessee | | 30 | 29 |
| Mar. 2 | Georgia (finals) | | 51 | 43 |
| | | | 892 | 724 |

**SEC CHAMPIONS**
(N1) Birmingham, Ala.
— Leading Scorers —
Mickey Rouse (Sr. G) 175
Keith Farnsley (Jr. F) 152
Marion Cluggish (Sr. C) 152
Lee Huber (Jr. G) 102
Jim King (Soph. C) 64
Carl Combs (Jr. G) 63

## 1940-41 — Won 17, Lost 8.

COACH: Adolph Rupp
CAPTAIN: Lee Huber

| Date | Team | Site | Ky. | Opp. |
|---|---|---|---|---|
| Dec. 7 | Alumni | (H) | 62 | 25 |
| Dec. 12 | West Virginia | (H) | 46 | 34 |
| Dec. 13 | Maryville | (H) | 53 | 14 |
| **Dec. 18** | **Nebraska** | **(A)** | **39** | **40** |
| **Dec. 19** | **Creighton** | **(A)** | **45** | **54** |
| Dec. 20 | Kansas State | (A) | 28 | 25 |
| Dec. 27 | Centenary | (H) | 70 | 18 |
| SUGAR BOWL (New Orleans, La.) | | | | |
| **Dec. 30** | **Indiana** | | **45** | **48** |
| **Jan. 4** | **Notre Dame** | **(N1)** | **47** | **48** |
| Jan. 9 | Xavier | (A) | 48 | 43 |
| **Jan. 11** | **West Virginia** | **(A)** | **43** | **56** |
| **Jan. 18** | **Tennessee** | **(A)** | **22** | **32** |
| Jan. 20 | Georgia Tech | (A) | 47 | 37 |
| **Jan. 25** | **Xavier** | **(H)** | **44** | **49** |
| Feb. 1 | Vanderbilt | (A) | 51 | 50 |
| Feb. 3 | Alabama | (A) | 38 | 36 |
| Feb. 8 | Alabama | (H) | 46 | 38 |
| Feb. 10 | Mississippi | (H) | 60 | 41 |
| Feb. 15 | Tennessee | (H) | 37 | 28 |
| Feb. 17 | Georgia Tech | (H) | 60 | 41 |
| Feb. 24 | Vanderbilt | (H) | 58 | 31 |
| SEC TOURNAMENT (Louisville, Ky.) | | | | |
| Feb. 27 | Mississippi | | 62 | 52 |
| Feb. 28 | Tulane | | 59 | 30 |
| Mar. 1 | Alabama | | 39 | 37 |
| **Mar. 2** | **Tennessee** | | **33** | **36** |
| | | | 1182 | 943 |

(N1) Louisville
— Leading Scorers —
Jim King (Jr. C) 151
Lee Huber (Sr. G) 149
Keith Farnsley (Sr. F) 124
Mel Brewer (Soph. C) 110
Milt Ticco (Soph C-F) 110

## 1941-42 — Won 19, Lost 6.

**SEC Champions (Tournament)**
COACH: Adolph Rupp
CAPTAIN: Carl Staker

| Date | Team | Site | Ky. | Opp. |
|---|---|---|---|---|
| Dec. 6 | Miami (Ohio) U. | (H) | 35 | 21 |
| **Dec. 13** | **Ohio State** | **(A)** | **41** | **43** |
| Dec. 16 | Nebraska | (H) | 42 | 27 |
| Dec. 22 | South Carolina | (H) | 64 | 25 |
| Dec. 30 | Texas A&M | (H) | 49 | 29 |
| Jan. 2 | Washington & Lee | (H) | 62 | 32 |
| Jan. 10 | Xavier | (A) | 40 | 39 |
| **Jan. 17** | **Tennessee** | **(A)** | **40** | **46** |
| Jan. 19 | Georgia | (A) | 51 | 26 |
| Jan. 20 | Georgia Tech | (A) | 63 | 53 |
| Jan. 24 | Mexico | (H) | 56 | 26 |
| Jan. 31 | Georgia | (H) | 55 | 38 |
| **Feb. 2** | **Alabama** | **(A)** | **35** | **41** |
| **Feb. 7** | **Notre Dame** | **(A)** | **43** | **46** |
| Feb. 9 | Alabama | (H) | 50 | 34 |
| Feb. 14 | Tennessee | (A) | 36 | 33 |
| Feb. 16 | Georgia Tech | (H) | 57 | 51 |
| Feb. 21 | Xavier | (H) | 44 | 36 |
| **SEC CHAMPIONS** | | | | |
| SEC TOURNAMENT (Louisville, Ky.) | | | | |
| Feb. 26 | Florida | | 42 | 36 |
| Feb. 27 | Mississippi | | 59 | 32 |
| Feb. 28 | Auburn | | 40 | 31 |
| Mar. 1 | Alabama (finals) | | 36 | 34 |
| POST SEASON GAME (Louisville, Ky.) | | | | |
| **Mar. 14** | **Great Lakes** | | **47** | **58** |
| NCAA TOURNAMENT (New Orleans, La) | | | | |
| Mar. 20 | Illinois | | 46 | 44 |
| **Mar. 21** | **Dartmouth** | | **28** | **47** |
| | | | 1161 | 928 |

— Leading Scorers —
Marvin Akers (Jr. G) 191
Mel Brewer (Jr. C) 175
Milt Ticco (Jr. F) 128
Ermal Allen (Sr. F) 122
Ken England (Jr. G) 117

## 1942-43 — Won 17, Lost 6.

COACH: Adolph Rupp
Co-Captains: Marvin Akers and Melvin Brewer

| Date | Team | Site | Ky. | Opp. |
|---|---|---|---|---|
| Dec. 12 | Cincinnati | (H) | 61 | 39 |
| Dec. 19 | Washington | (H) | 45 | 38 |
| **Dec. 23** | **Indiana** | **(N1)** | **52** | **58** |
| **Jan. 2** | **Ohio State** | **(H)** | **40** | **45** |
| Jan. 4 | Ft. Knox | (H) | 64 | 30 |
| Jan. 9 | Xavier | (A) | 43 | 38 |

# ALL-TIME RESULTS 1903-90

| Date | Team | Site | Ky. | Opp. |
|---|---|---|---|---|
| **1942-43 Continued** | | | | |
| Jan. 16 | Tennessee | (A) | 30 | 28 |
| Jan. 18 | Georgia | (A) | 60 | 28 |
| Jan. 19 | Georgia Tech | (A) | 38 | 36 |
| Jan. 23 | Notre Dame | (N1) | 60 | 55 |
| Jan. 26 | Vanderbilt | (H) | 39 | 38 |
| **Jan. 30** | **Alabama** | **(A)** | **32** | **41** |
| Feb. 1 | Vanderbilt | (A) | 54 | 43 |
| Feb. 6 | Alabama | (H) | 67 | 41 |
| Feb. 8 | Xavier | (H) | 48 | 36 |
| Feb. 13 | Tennessee | (H) | 53 | 29 |
| Feb. 15 | Georgia Tech | (H) | 58 | 31 |
| **Feb. 20** | **DePaul** | **(A)** | **44** | **53** |
| | SEC TOURNAMENT (Louisville) | | | |
| Feb. 25 | Tulane | | 48 | 31 |
| Feb. 26 | Georgia | | 59 | 30 |
| Feb. 27 | Mississippi St. | | 52 | 43 |
| **Feb. 28** | **Tennessee** | | **30** | **33** |
| | POST-TECH GAME (N1) | | | |
| **Mar. 6** | **Great Lakes** | | **39** | **53** |

(N1) Louisville

— Leading Scorers —

Milt Ticco (Sr. F) . . . . . 233
Mel Brewer (Sr. C) . . . . . 191
Marvin Akers (Sr. G) . . . . . 163
Mulford Davis (Soph. F) . . . . . 156
Kenny Rollins (Soph. G) . . . . . 117

## 1943-44 — Won 19, Lost 2.

COACH: Adolph Rupp
CAPTAIN:

| | | | | |
|---|---|---|---|---|
| Dec. 1 | Ft. Knox | (H) | 51 | 18 |
| Dec. 4 | Berea (Naval V-12) | (H) | 54 | 40 |
| Dec. 11 | Indiana | (N1) | 66 | 41 |
| Dec. 13 | Ohio State | (A) | 40 | 28 |
| Dec. 18 | Cincinnati | (H) | 58 | 30 |
| **Dec. 20** | **Illinois** | **(A)** | **41** | **43** |
| Dec. 28 | Carnegie Tech | (N2) | 61 | 14 |
| Dec. 30 | St. John's | (A) | 44 | 38 |
| Jan. 8 | Notre Dame | (N1) | 55 | 54 |
| Jan. 15 | Wright Field | (H) | 61 | 28 |
| Jan. 31 | Ft. Knox A.R.C. | (H) | 76 | 48 |
| Feb. 5 | DePauw | (H) | 38 | 35 |
| Feb. 7 | Illinois | (H) | 51 | 40 |
| Feb. 12 | Cincinnati | (A) | 38 | 35 |
| Feb. 26 | Ohio U. | (H) | 51 | 35 |
| | **SEC CHAMPIONS** | | | |
| | SEC TOURNAMENT (Louisville) | | | |
| Mar. 2 | Georgia | | 57 | 29 |
| Mar. 3 | Louisiana St. | | 55 | 28 |
| Mar. 4 | Tulane (finals) | | 62 | 46 |
| | NATIONAL INVITATION TOUR, (New York) | | | |
| Mar. 20 | Utah | | 46 | 38 |
| **Mar. 22** | **St. John's** | | **45** | **48** |
| Mar. 26 | Oklahoma A&M (cons) | | 45 | 29 |
| | | | **1095** | **745** |

— Leading Scorers —

Bob Brannum (Fr. C) . . . . . 254
Jack Tingle (Sr. F) . . . . . 177
Jack Parkinson (Fr. G) . . . . . 147
Wilbur Schu (Soph. G) . . . . . 134
Tom Moseley (Soph. G) . . . . . 88

## 1944-45 — Won 22, Lost 4.

**SEC Champions**
**NIT Participant**
COACH: Adolph Rupp
CAPTAIN:

| | | | | |
|---|---|---|---|---|
| Dec. 2 | Ft. Knox | (H) | 56 | 23 |
| Dec. 4 | Berea | (H) | 56 | 32 |
| Dec. 9 | Cincinnati | (H) | 66 | 24 |
| Dec. 16 | Indiana | (N1) | 61 | 43 |
| Dec. 23 | Ohio State | (H) | 53 | 48 |
| Dec. 26 | Wyoming | (N2) | 50 | 46 |
| Dec. 30 | Temple | (A) | 45 | 44 |
| Jan. 1 | Long Island | (A) | 62 | *52 |
| Jan. 6 | Ohio U. | (H) | 59 | 46 |
| Jan. 8 | Arkansas St. | (H) | 75 | 6 |
| Jan. 13 | Michigan St. | (H) | 66 | 35 |
| **Jan. 20** | **Tennessee** | **(A)** | **34** | **35** |
| Jan. 22 | Georgia Tech | (A) | 64 | 58 |
| **Jan. 27** | **Notre Dame** | **(N1)** | **58** | ***59** |
| Jan. 29 | Georgia | (H) | 73 | 37 |
| Feb. 3 | Georgia Tech | (H) | 51 | 32 |
| **Feb. 5** | **Michigan St.** | **(A)** | **50** | **66** |
| Feb. 17 | Tennessee | (H) | 40 | 34 |
| Feb. 19 | Ohio U. | (A) | 61 | 38 |
| Feb. 24 | Cincinnati | (A) | 65 | 35 |
| | **SEC CHAMPIONS** | | | |
| | SEC TOURNAMENT (Louisville) | | | |
| Mar. 1 | Florida | | 57 | 35 |
| Mar. 2 | Louisiana St. | | 68 | 37 |
| Mar. 3 | Alabama | | 52 | 41 |
| Mar. 3 | Tennessee (Finals) | | 39 | 35 |
| | NCAA TOURNAMENT (New York) | | | |
| **Mar. 20** | **Ohio State** | | **37** | **45** |
| Mar. 21 | Tufts (Consolation) | | 66 | 56 |
| | | | **1464** | **1042** |

(N1) Louisville (N2) Buffalo, N.Y.

— Leading Scorers —

Jack Tingle (Soph. F) . . . . . 293
Jack Parkinson (Soph. G) . . . . . 271
Wilbur Schue (Jr. F) . . . . . 208
Alex Groza (Fr. C) . . . . . 165
Kenton Campbell (Fr. C) . . . . . 146

## 1945-46 — Won 28, Lost 2.

COACH: Adolph Rupp
CAPTAIN: Jack Parkinson

| | | | | |
|---|---|---|---|---|
| Dec. 1 | Fort Knox | (H) | 59 | 36 |
| Dec. 7 | Western Ontario | (H) | 51 | 42 |
| Dec. 8 | Western Ontario | (H) | 71 | 28 |
| Dec. 15 | Cincinnati | (H) | 67 | 31 |
| Dec. 18 | Arkansas | (H) | 67 | 42 |
| Dec. 21 | Oklahoma | (H) | 43 | 33 |
| Dec. 29 | St. John's | (A) | 73 | 59 |
| **Jan. 1** | **Temple** | **(A)** | **45** | **53** |
| Jan. 5 | Ohio U | (H) | 57 | 48 |
| Jan. 7 | Ft. Benning | (H) | 81 | 25 |
| Jan. 12 | Michigan St. | (A) | 55 | 44 |
| Jan. 14 | Xavier | (A) | 62 | 36 |
| Jan. 19 | Tennessee | (A) | 50 | 32 |
| Jan. 21 | Georgia Tech | (A) | 68 | 43 |
| **Jan. 26** | **Notre Dame** | **(N1)** | **47** | **56** |
| Jan. 28 | Georgia Tech | (H) | 54 | 26 |
| Feb. 5 | Michigan St. | (H) | 59 | 51 |
| Feb. 4 | Vanderbilt | (A) | 59 | 37 |
| Feb. 9 | Vanderbilt | (N2) | 64 | 31 |
| Feb. 16 | Tennessee | (H) | 54 | 34 |
| Feb. 19 | Ohio Univ. | (A) | 60 | 52 |
| Feb. 23 | Xavier | (H) | 83 | 40 |
| | **SEC CHAMPIONS** | | | |
| | SEC TOURNAMENT (Louisville) | | | |
| Feb. 28 | Auburn | | 69 | 24 |
| Mar. 1 | Florida | | 69 | 32 |
| Mar. 2 | Alabama | | 59 | 30 |
| Mar. 2 | Louisiana St. (finals) | | 59 | 36 |
| | POST-SEASON GAME (Louisville) | | | |
| Mar. 9 | Temple | | 54 | 43 |
| | NATIONAL INVITATION TOUR (New York) | | | |
| Mar. 16 | Arizona | | 77 | 53 |
| Mar. 18 | West Virginia | | 59 | 51 |
| Mar. 20 | Rhode Island (finals) | | 46 | 45 |
| | | | **1821** | **1198** |

(N1) Louisville
(N2) Paducah

**NIT CHAMPIONS**

— Leading Scorers —

Jack Parkinson (6-0 Jr. G) . . . . . 11.3
Wallace Jones (6-4 Fr. F) . . . . . 9.7
Ralph Beard (5-10 Fr. G) . . . . . 9.3
Jack Tingle (6-3 Jr. F) . . . . . 9.2
Wilbur Schu (6-4 Sr. F) . . . . . 7.7

## 1946-47 — Won 34, Lost 3.

**SEC Champions (Tournament)**
COACH: Adolph Rupp
CAPTAIN: Ken Rollins

| | | | | |
|---|---|---|---|---|
| Nov. 28 | Indiana Central | (H) | 78 | 36 |
| Nov. 30 | Tulane | (H) | 64 | 35 |
| Dec. 2 | Ft. Knox | (H) | 68 | 31 |
| Dec. 7 | Cincinnati | (A) | 80 | 49 |
| Dec. 9 | Idaho | (H) | 65 | 35 |
| Dec. 12 | DePaul | (N1) | 65 | 45 |
| Dec. 14 | Texas A&M | (H) | 83 | 18 |
| Dec. 16 | Miami (Ohio) U. | (H) | 62 | 49 |
| Dec. 21 | St. John's | (N2) | 70 | 50 |
| Dec. 23 | Baylor | (H) | 75 | 34 |
| Dec. 28 | Wabash | (H) | 96 | 24 |
| | SUGAR BOWL (New Orleans) | | | |
| **Dec. 30** | **Oklahoma A&M** | | **31** | **37** |
| Jan. 4 | Ohio U. | (H) | 46 | 36 |
| Jan. 11 | Dayton U. | (H) | 70 | 29 |
| Jan. 13 | Vanderbilt | (A) | 82 | 30 |
| Jan. 18 | Tennessee | (A) | 54 | 39 |
| Jan. 20 | Georgia Tech | (A) | 70 | 47 |
| Jan. 21 | Georgia | (A) | 84 | 45 |
| Jan. 25 | Xavier | (H) | 71 | 34 |
| Jan. 27 | Michigan St. | (H) | 86 | 36 |
| Feb. 1 | Notre Dame | (N1) | 60 | 30 |
| Feb. 3 | Alabama | (A) | 48 | 37 |
| **Feb. 8** | **DePaul** | **(A)** | **47** | **53** |
| Feb. 10 | Georgia | (H) | 81 | 40 |
| Feb. 15 | Tennessee | (H) | 61 | 46 |
| Feb. 17 | Alabama | (H) | 63 | 33 |
| Feb. 19 | Xavier | (A) | 58 | 31 |
| Feb. 21 | Vanderbilt | (A) | 84 | 41 |
| Feb. 22 | Georgia Tech | (H) | 83 | 46 |
| | **SEC CHAMPIONS** | | | |
| | SEC TOURNAMENT (Louisville) | | | |
| Feb. 27 | Vanderbilt | | 98 | 29 |
| Feb. 28 | Auburn | | 84 | 18 |
| Mar. 1 | Georgia Tech | | 75 | 53 |
| Mar. 1 | Tulane (finals) | | 55 | 38 |
| | POST-SEASON GAME (Louisville) | | | |
| Mar. 8 | Temple | | 68 | 29 |
| | NATIONAL INVITATIONAL TOURNAMENT (New York) | | | |
| Mar. 17 | Long Island | | 63 | 62 |
| Mar. 19 | North Carolina St. | | 60 | 42 |
| **Mar. 24** | **Utah** | | **45** | **49** |
| | | | **2533** | **1416** |

Mad. Sq. Gar., Record Crowd. 18,493

— Leading Scorers —

Alex Groza (6-7 So. C-F) . . . . . 10.6
Ralph Beard (5-10 Soph. G) . . . . . 10.9
Kenneth Rollins (6-0 Jr. G) . . . . . 8.4
Joe Holland (6-4 Sr. F) . . . . . 6.2
Wallace Jones (6-4 Soph. C) . . . . . 5.9

## 1947-48 — Won 36, Lost 3.

**World Champions (Olympic Games)**
**SEC Champions (Tournament)**
**National Champions**
**(NCAA Tournament)**
COACH: Adolph Rupp
CAPTIAN: Kenneth Rollins

| | | | | |
|---|---|---|---|---|
| Nov. 9 | Indiana Central | (H) | 80 | 41 |
| Dec. 1 | Ft. Knox | (H) | 80 | 41 |
| Dec. 5 | Tulsa U. | (H) | 72 | 18 |
| Dec. 6 | Tulsa U. | (H) | 71 | 22 |
| Dec. 10 | DePaul | (N1) | 74 | 50 |
| Dec. 13 | Cincinnati | (A) | 67 | 31 |
| Dec. 17 | Xavier U. | (H) | 79 | 37 |
| **Dec. 20** | **Temple U.** | **(A)** | **59** | **60** |
| Dec. 23 | St. John's | (A) | 52 | 40 |
| Jan. 2 | Creighton | (A) | 65 | 23 |
| Jan. 3 | Western Ontario | (H) | 98 | 41 |
| Jan. 5 | Miami (Ohio) | (A) | 67 | 53 |
| Jan. 10 | Michigan St. | (A) | 47 | 45 |
| Jan. 12 | Ohio U. | (A) | 79 | 57 |
| Jan. 17 | Tennessee | (A) | 65 | 54 |
| Jan. 19 | Georgia Tech | (A) | 71 | 56 |
| Jan. 20 | Georgia | (A) | 88 | 51 |
| Jan. 24 | Cincinnati | (H) | 70 | 43 |
| Jan. 31 | DePaul | (A) | 68 | 51 |
| **Feb. 2** | **Notre Dame** | **(A)** | **55** | **64** |
| Feb. 5 | Alabama | (A) | 41 | 31 |
| Feb. 7 | Washington U. | (N2) | 69 | 39 |
| Feb. 9 | Vanderbilt | (A) | 82 | 51 |
| Feb. 14 | Tennessee | (H) | 69 | 42 |
| Feb. 16 | Alabama | (H) | 63 | 33 |
| Feb. 20 | Vanderbilt | (H) | 79 | 43 |
| Feb. 21 | Georgia Tech | (H) | 78 | 54 |
| Feb. 24 | Temple | (N1) | 58 | 38 |
| Feb. 28 | Xavier | (A) | 59 | 37 |
| | **SEC CHAMPIONS** | | | |
| | SEC TOURNAMENT (Louisville) | | | |
| Mar. 4 | Florida | | 87 | 31 |
| Mar. 5 | Louisiana State | | 63 | 47 |
| Mar. 6 | Tennessee | | 70 | 47 |
| Mar. 6 | Georgia Tech (finals) | | 54 | 43 |
| | NCAA TOURNAMENT (New York) | | | |
| Mar. 18 | Columbia | | 76 | 53 |
| Mar. 20 | Holy Cross | | 60 | 52 |
| Mar. 23 | Baylor (finals) | | 58 | 42 |
| | **NATIONAL CHAMPIONS** | | | |
| | OLYMPIC TRIALS (New York) | | | |
| Mar. 27 | Louisville | | 91 | 57 |
| Mar. 29 | Baylor | | 77 | 59 |
| | (Championship-Collegiate Bracket) | | | |
| **Mar. 31** | **Phillips Oilers (AAU Champs)** | | **49** | **53** |
| | | | **2690** | **1730** |

(N1) Louisville
(N2) Memphis

OLYMPIC TEAM EXHIBITION GAMES
Kentucky vs. Phillips Oilers

| | | | |
|---|---|---|---|
| June 30 | Tulsa, Okla. | 52 | 60 |
| July 2 | Kansas City, Mo. | 70 | **69 |
| July 7 | Lexington, Ky. | 50 | 56 |
| | @OLYMPIC GAMES (London, England) | | |
| July 30 | Switzerland | 86 | 21 |
| Aug. 2 | Czechoslovokia | 53 | 28 |
| Aug. 3 | Argentina | 59 | 57 |
| Aug. 4 | Egypt | 66 | 28 |
| Aug. 6 | Peru | 61 | 33 |
| Aug. 9 | Uruguay | 63 | 28 |
| Aug. 11 | Mexico | 71 | 40 |
| Aug. 13 | France (finals) | 65 | 21 |
| | **WORLD CHAMPIONS** | | |

— Leading Scorers —

Alex Groza (6-7 Jr. C) . . . . . 12.5
(488 TP in 39 Games)
Ralph Beard (5-10 Jr. G) . . . . . 12.5
Wallace Jones (6-4 Jr. C/F) . . . . . 9.3
James Line (6-2 Soph. F) . . . . . 6.9
Kenneth Rollins (6-0 Sr. G) . . . . . 6.6

## 1948-49 — Won 32, Lost 2.

**National Champions**
**(NCAA Tournament)**
**SEC Champions (Tournament)**
**Ranked 1st Nationally AP**
**Runner-Up Sugar Bowl**
**Loser NIT in attempted "Grand Slam"**
COACH: Adolph Rupp
CAPTAIN:

| | | | | |
|---|---|---|---|---|
| Nov. 29 | Indiana Central | (H) | 74 | 38 |
| Dec. 8 | DePaul | (N1) | 67 | 36 |
| Dec. 10 | Tulsa U. | (H) | 81 | 27 |
| Dec. 13 | Arkansas | (H) | 76 | 39 |
| Dec. 16 | Holy Cross | (A) | 51 | 48 |
| Dec. 18 | St. John's | (A) | 57 | 30 |
| Dec. 22 | Tulane | (N1) | 51 | 47 |
| | SUGAR BOWL (New Orleans) | | | |
| Dec. 9 | Tulane | | 78 | 47 |
| **Dec. 30** | **St. Louis** | | **40** | **42** |
| Jan. 11 | Bowling Green St. | (N2) | 63 | 61 |
| Jan. 15 | Tennessee | (A) | 66 | 51 |
| Jan. 17 | Georgia Tech | (A) | 56 | 45 |
| Jan. 22 | DePaul | (A) | 56 | 45 |
| Jan. 29 | Notre Dame | (N1) | 62 | 38 |
| Jan. 31 | Vanderbilt | (A) | 72 | 50 |
| Feb. 2 | Alabama | (A) | 56 | 40 |
| Feb. 3 | Mississippi | (N3) | 75 | 45 |
| Feb. 5 | Bradley | (N4) | 62 | 52 |
| Feb. 8 | Tennessee | (H) | 71 | 56 |
| Feb. 12 | Xavier | (H) | 96 | 50 |
| Feb. 14 | Alabama | (H) | 74 | 32 |
| Feb. 16 | Mississippi | (H) | 85 | 31 |
| Feb. 19 | Georgia Tech | (H) | 78 | 32 |
| Feb. 21 | Georgia | (H) | 95 | 40 |
| Feb. 24 | Xavier | (A) | 51 | 40 |
| Feb. 26 | Vanderbilt | (H) | 70 | 37 |
| | **SEC CHAMPIONS** | | | |
| | SEC TOURNAMENT (Louisville) | | | |
| Mar. 3 | Florida | | 73 | 36 |
| Mar. 4 | Auburn | | 70 | 39 |
| Mar. 5 | Tennessee | | 83 | 44 |
| Mar. 5 | Tulane (finals) | | 68 | 52 |
| | NATIONAL INVITATION TOUR (New York) | | | |
| **Mar. 14** | **Loyola of Chicago** | | **56** | **67** |
| | NCAA TOURNAMENT (Eastern Regionals) (New York) | | | |
| Mar. 21 | Villanova | | 85 | 72 |
| Mar. 22 | Illinois | | 76 | 47 |
| | NCAA FINALS (Seattle) | | | |
| Mar. 26 | Oklahoma A&M | | 46 | 36 |
| | (FINALS) | | **2320** | **1492** |

**NATIONAL CHAMPIONS**

(N1) Louisville (N3) Memphis, Tenn.
(N2) Cleveland (N4) Owensboro

— Leading Scorers —

Alex Groza (6-7 Sr. C) . . . . . 20.5
Ralph Beard (5-10 Sr. G) . . . . . 10.8
Wallace Jones (6-4 Sr. F-C) . . . . . 8.6
Cliff Barker (6-2 Sr. G-F) . . . . . 7.3
Dale Barnstable (6-3 Jr. F-G) . . . . . 6.1

## 1949-50 — Won 25, Lost 5.

**SEC Champions (Tournament)**
**Sugar Bowl Champions**
**NIT Participant (0-1)**
**Ranked 3rd Nationally AP**
COACH: Adolph Rupp
CAPTAIN: Dale Barnstable

| | | | | |
|---|---|---|---|---|
| Dec. 3 | Indiana Central | (H) | 84 | 61 |
| Dec. 10 | Western Ontario | (H) | 90 | 18 |
| **Dec. 15** | **St. John's** | **(A)** | **58** | **69** |
| Dec. 21 | DePaul | (N1) | 49 | 47 |
| Dec. 25 | Purdue | (A) | 60 | 54 |
| | SUGAR BOWL (New Orleans) | | | |
| Dec. 29 | Villanova | | 57 | *56 |
| Dec. 30 | Bradley (finals) | | 71 | 66 |
| Jan. 2 | Arkansas | (A) | 57 | 53 |
| Jan. 4 | Mississippi St. | (N2) | 87 | 55 |
| Jan. 9 | N. Carolina U. | (H) | 83 | 44 |

# ALL-TIME RESULTS 1903-90

| Date | Team | Site | Ky. | Opp. |
|---|---|---|---|---|
| **1949-50 continued** | | | | |
| **Jan. 14** | **Tennessee** | **(A)** | **53** | **66** |
| Jan. 16 | Georgia Tech | (A) | 61 | 47 |
| **Jan. 17** | **Georgia** | **(A)** | **60** | **71** |
| Jan. 21 | DePaul | (A) | 86 | 53 |
| **Jan. 23** | **Notre Dame** | **(A)** | **51** | **64** |
| Jan. 26 | Xavier | (A) | 58 | 47 |
| Jan. 28 | Georgia | (H) | 88 | 56 |
| Jan. 30 | Vanderbilt | (A) | 58 | 54 |
| Feb. 2 | Alabama | (A) | 66 | 64 |
| Feb. 4 | Mississippi | (N3) | 61 | 55 |
| Feb. 11 | Tennessee | (H) | 79 | 52 |
| Feb. 13 | Alabama | (H) | 77 | 57 |
| Feb. 15 | Mississippi | (H) | 90 | 50 |
| Feb. 18 | Georgia Tech | (H) | 97 | 62 |
| Feb. 23 | Xavier | (H) | 58 | 53 |
| Feb. 25 | Vanderbilt | (H) | 70 | 66 |
| | **SEC CHAMPIONS** | | | |
| | SEC TOURNAMENT (Louisville) | | | |
| Mar. 2 | Mississippi St. | | 56 | 46 |
| Mar. 3 | Georgia | | 79 | 63 |
| Mar. 4 | Tennessee (finals) | | 95 | 58 |
| | NATIONAL INVITATION TOUR (New York) | | | |
| **Mar. 14** | **City col. of N.Y.** | | **50** | **89** |
| | | | **2089** | **1696** |

(N1) Louisivlle (N2) Owensboro
(N3) Memphis, Tenn.

— Leading Scorers —

Bill Spivey (7-0 Soph. C) . . . . . 19.3
Jim Line (6-2 Sr. F) . . . . . 13.1
Walt Hirsch (6-4 Jr. F) . . . . . 9.9
Bobby Watson (5-10 Soph. G) . . . . . 7.5
Dale Barnstable (6-3 Sr. G) . . . . . 5.9

## MEMORIAL COLISEUM ERA

### 1950-51 — Won 32, Lost 2.

**National Champions (NCAA Tournament)**
**SEC Champions**
**Ranked 1st Nationally AP-UPI**
**Third Sugar Bowl Tournament**
COACH: Adolph Rupp
CAPTAIN: Walt Hirsch
(Including exhibition games, Kentucky won 39 games and lost 2.)

| | | | | |
|---|---|---|---|---|
| Dec. 1 | W. Texas St. | (H) | 73 | 43 |
| Dec. 9 | Purdue | (H) | 70 | 52 |
| Dec. 12 | Xavier | (A) | 67 | 56 |
| Dec. 14 | Florida | (H) | 85 | 37 |
| Dec. 16 | Kansas | (H) | 68 | 39 |
| Dec. 23 | St. John's | (A) | 43 | 37 |
| | SUGAR BOWL (New Orleans) | | | |
| **Dec. 29** | **St. Louis** | | **42** | ***43** |
| Dec. 30 | Syracuse (consolation) | | 69 | 59 |
| Jan. 5 | Auburn | (H) | 79 | 35 |
| Jan. 8 | DePaul | (H) | 63 | 55 |
| Jan. 13 | Alabama | (H) | 65 | 48 |
| Jan. 15 | Notre Dame | (H) | 69 | 44 |
| Jan. 20 | Tennessee | (A) | 70 | 45 |
| Jan. 22 | Georgia Tech | (A) | 82 | 61 |
| Jan. 27 | Vanderbilt | (A) | 74 | 49 |
| Jan. 29 | Tulane | (A) | 104 | 68 |
| Jan. 31 | Louisiana St. | (A) | 81 | 59 |
| Feb. 2 | Mississippi St. | (A) | 80 | 60 |
| Feb. 3 | Mississippi | (N1) | 86 | 39 |
| Feb. 9 | Georgia Tech | (H) | 75 | 42 |
| Feb. 13 | Xavier | (H) | 78 | 51 |
| Feb. 17 | Tennessee | (H) | 86 | 61 |
| Feb. 19 | DePaul | (A) | 60 | 57 |
| Feb. 23 | Georgia | (H) | 88 | 41 |
| Feb. 24 | Vanderbilt | (H) | 89 | 57 |
| | **SEC CHAMPIONS** | | | |
| | SEC TOURNAMENT (Louisville) | | | |
| Mar. 1 | Mississippi St. | | 92 | 70 |
| Mar. 2 | Auburn | | 84 | 54 |
| Mar. 3 | Georgia Tech | | 82 | 56 |
| **Mar. 3** | **Vanderbilt** | | **57** | **61** |
| | POST-SEASON GAME | | | |
| Mar. 13 | Loyola of Chicago | (H) | 97 | 61 |
| | NCAA TOURNAMENT (First Round) (Raleigh, N.C.) | | | |
| Mar. 20 | Louisville | | 79 | 68 |
| | (Eastern Regional) (New York, N.Y.) | | | |
| Mar. 22 | St. John's | | 59 | 43 |
| Mar. 24 | Illinois | | 76 | 74 |
| | (National Finals) (Minneapolis, Minn.) | | | |
| Mar. 27 | Kansas St. (finals) | | 68 | 58 |
| | | | **2540** | **1783** |
| | **NATIONAL CHAMPIONS** | | | |
| | EXHIBITION GAME | | | |
| Apr. 27 | Ky. All-Stars | (H) | 92 | 49 |
| | PUERTO RICO EXHIBITION TOUR | | | |
| Aug. 25 | San German Ath. | | 86 | 38 |
| Aug. 26 | Ponce Lions | | 83 | 43 |
| Aug. 27 | San Turce | | 93 | 40 |
| Aug. 29 | Univ. of Puerto Rico | | 91 | 44 |
| Sept. 2 | U.S. Navy | | 52 | 23 |
| | (Called at half on account of rain) | | | |
| Sept. 3 | Puerto Rico | | 75 | 46 |
| | All-Stars | | | |

(N1) Owensboro, Ky.

— Leading Scorers —

Bill Spivey (7-0 Jr. C) . . . . . 19.2
Shelby Linville (6-5 Jr. F) . . . . . 10.4
Bobby Watson (5-10 Jr. G) . . . . . 10.4
Frank Ramsey (6-3 Soph. G) . . . . . 10.1
Walt Hirsch (6-3 Sr. F) . . . . . 9.1

### 1951-52°— Won 29, Lost 3.

**Ranked 1st Nationally AP-UPI**
**SEC Championship (14-0)**
**NCAA Tournament Participant (1-1)**
**Runner-up Sugar Bowl**
COACH: Adolph Rupp
CAPTAIN: Robert Watson

| | | | | |
|---|---|---|---|---|
| Dec. 8 | Washington & Lee | (H) | 96 | 46 |
| Dec. 10 | Xavier | (A) | 97 | 72 |
| **Dec. 13** | **Minnesota** | **(A)** | **57** | **61** |
| Dec. 17 | St. John's | (H) | 81 | 40 |
| Dec. 20 | DePaul | (H) | 98 | 60 |
| Dec. 26 | UCLA | (H) | 84 | 53 |
| | SUGAR BOWL (New Orleans) | | | |
| Dec. 28 | Brigham Young | | 84 | 64 |
| **Dec. 29** | **St. Louis** | | **60** | **61** |
| Jan. 2 | Mississippi | (N1) | 116 | 58 |
| Jan. 5 | Louisiana St. | (H) | 57 | 47 |
| Jan. 7 | Xavier | (H) | 83 | 50 |
| Jan. 12 | Florida | (H) | 99 | 52 |
| Jan. 14 | Georgia | (N2) | 95 | 55 |
| Jan. 19 | Tennessee | (A) | 65 | 56 |
| Jan. 21 | Georgia Tech | (A) | 96 | 51 |
| Jan. 26 | Alabama | (A) | 71 | 67 |
| Jan. 28 | Vanderbilt | (A) | 88 | 51 |
| Jan. 30 | Auburn | (A) | 88 | 48 |
| Feb. 2 | Notre Dame | (N3) | 71 | 66 |
| Feb. 4 | Tulane | (H) | 103 | 54 |
| Feb. 6 | Mississippi | (H) | 81 | 61 |
| Feb. 9 | Georgia Tech | (H) | 93 | 42 |
| Feb. 11 | Mississippi St. | (H) | 110 | 66 |
| Feb. 16 | Tennessee | (H) | 95 | 40 |
| Feb. 21 | Vanderbilt | (H) | 75 | 45 |
| Feb. 23 | DePaul | (A) | 63 | 61 |
| | **SEC CHAMPIONS** | | | |
| | SEC TOURNAMENT (Louisville) | | | |
| Feb. 28 | Georgia Tech | | 80 | 59 |
| Feb. 29 | Tulane | | 85 | 61 |
| Mar. 1 | Tennessee | | 81 | 66 |
| Mar. 1 | Louisiana St. (finals) | | 44 | 43 |
| | NCAA TOURNAMENT (Eastern Regionals) (Raleigh, N.C.) | | | |
| Mar. 21 | Penn. St. | | 82 | 54 |
| **Mar. 22** | **St. John's** | | **57** | **64** |
| | | | **2635** | **1774** |

(N1) Owensboro, Ky. (N2) Louisville
(N3) Chicago

- Leading Scorers -

Cliff Hagan (6-4 Jr. C) . . . . . 21.6
Frank Ramsey (6-3 Jr. G) . . . . . 15.9
Bobby Watson (5-10 Sr. G) . . . . . 13.1
Lou Tsioropoulos (6-5 Jr. F) . . . . . 7.9
Lucian Whitaker (6-0 Sr. F) . . . . . 7.8

### 1952-53 — No Schedule

(Under suspension by NCAA)
**Intra-Squad Scrimmage Results**
COACH: Adolph Rupp
CO-CAPTAINS: Cliff Hagan and Frank Ramsey

| | | | | |
|---|---|---|---|---|
| Dec. 13 | Varsity | 76 | Freshman | 45 |
| Jan. 19 | Ramsey's | 71 | Hagans | 50 |
| Feb. 4 | Hagans | 68 | Ramsey's | 55 |
| Feb. 28 | Blues | 49 | Whites | 47 |
| | | 264 | | 197 |

### 1953-54 — Won 25, Lost 0.

**Ranked 1st Nationally AP, 2nd UPI**
**UKIT Champions**
**SEC Champions (14-0)**
**Declined NCAA Berth**
COACH: Adolph Rupp
CO-CAPTAINS: Cliff Hagan and Frank Ramsey

| | | | | |
|---|---|---|---|---|
| Dec. 5 | Temple | (H) | 86 | 59 |
| Dec. 12 | Xavier | (A) | 81 | 66 |
| Dec. 14 | Wake Forest | (H) | 101 | 69 |
| Dec. 18 | St. Louis | (A) | 71 | 59 |
| Dec. 21 | Duke | | 85 | 69 |
| Dec. 22 | LaSalle (finals) | | 73 | 60 |
| Dec. 28 | Minnesota | (H) | 74 | 59 |
| Jan. 4 | Xavier | (H) | 77 | 71 |
| Jan. 9 | Georgia Tech | (H) | 105 | 53 |
| Jan. 11 | DePaul | (H) | 81 | 63 |
| Jan. 16 | Tulane | (H) | 94 | 43 |
| Jan. 23 | Tennessee | (A) | 97 | 71 |
| Jan. 30 | Vanderbilt | (A) | 85 | 63 |
| Feb. 2 | Georgia Tech | (N1) | 99 | 48 |
| Feb. 4 | Georgia | (H) | 106 | 55 |
| Feb. 6 | Georgia | (N2) | 100 | 68 |
| Feb. 8 | Florida | (A) | 97 | 55 |
| Feb. 13 | Mississippi | (H) | 88 | 62 |
| Feb. 15 | Mississippi St. | (H) | 81 | 49 |
| Feb. 18 | Tennessee | (H) | 90 | 63 |
| Feb. 20 | DePaul | (A) | 76 | 61 |
| Feb. 22 | Vanderbilt | (H) | 100 | 64 |
| Feb. 27 | Auburn | (N3) | 109 | 79 |
| Mar. 1 | Alabama | (A) | 68 | 43 |
| | **SEC CHAMPIONS** | | | |
| | SEC PLAYOFF (Nashville, Tenn.) | | | |
| Mar. 9 | Louisiana St. | | 63 | 56 |
| | | | **2187** | **1508** |

(Playoff game to determine SEC champion and representative in NCAA Tournament. Kentucky and LSU tied for league title due to a schedule disagreement. Kentucky won but declined NCAA.)

(N1) Louisville (N2) Owensboro, Ky.
(N3) Montgomery, Ala.

- Leading Scorers -

Cliff Hagan (6-4 Sr. C) . . . . . 24.0
Frank Ramsey (6-3 S. G) . . . . . 19.6
Lou Tsioropoulos (6-5 Sr. F) . . . . . 14.5
Billy Evans (6-1 Jr. F) . . . . . 8.4
Gayle Rose (6-0 Jr. G) . . . . . 6.7

### 1954-55 — Won 23, Lost 3.

**NCAA Tournament Participant (1-1)**
**UKIT Champions**
**SEC Champions (12-2)**
**Ranked 2nd Nationally AP, UPI**
COACH: Adolph Rupp
CAPTAIN: Bill Evans

| | | | | |
|---|---|---|---|---|
| Dec. 4 | Louisiana St. | (H) | 74 | 58 |
| Dec. 11 | Xavier | (A) | 73 | 69 |
| Dec. 18 | Temple | (H) | 79 | 61 |
| | UK INVITATIONAL TOURNAMENT | | | |
| Dec. 21 | Utah | | 70 | 65 |
| Dec. 22 | LaSalle (finals) | | 63 | 54 |
| Dec. 30 | St. Louis | (H) | 82 | 65 |
| Jan. 1 | Temple | (A) | 101 | 69 |
| **Jan. 8** | **Georgia Tech** | **(H)** | **58** | **59** |
| Jan. 10 | DePaul | (H) | 92 | 59 |
| Jan. 15 | Tulane | (A) | 58 | 44 |
| Jan. 17 | Louisiana St. | (A) | 64 | 62 |
| Jan. 22 | Tennessee | (A) | 84 | 66 |
| Jan. 29 | Vanderbilt | (A) | 75 | 71 |
| **Jan. 31** | **Georgia Tech** | **(A)** | **59** | **65** |
| Feb. 3 | Florida | (H) | 87 | 63 |
| Feb. 5 | Mississippi | (N1) | 84 | 66 |
| Feb. 7 | Mississippi St. | (A) | 61 | 56 |
| Feb. 9 | Georgia | (H) | 86 | 40 |
| Feb. 14 | Xavier | (H) | 66 | 55 |
| Feb. 19 | DePaul | (A) | 76 | 72 |
| Feb. 21 | Vanderbilt | (H) | 77 | 59 |
| Feb. 26 | Auburn | (H) | 93 | 59 |
| Feb. 28 | Alabama | (H) | 66 | 52 |
| Mar. 5 | Tennessee | (H) | 104 | 61 |
| | **SEC CHAMPIONS** | | | |
| | NCAA TOURNAMENT (Eastern Regionals) (Evanston, Illinois) | | | |
| **Mar. 11** | **Marquette** | | **71** | **79** |
| Mar. 12 | Penn State | | 84 | 59 |
| | | | **1987** | **1588** |

(N1) Memphis, Tenn.

- Leading Scorers -

Bob Burrow (6-7 Jr. C) . . . . . 19.0
Billy Evans (6-1 Jr. F) . . . . . 13.9
Jerry Bird (6-6 Jr. F) . . . . . 10.7
Phil Grawemeyer (6-7 Jr. F) . . . . . *13.0
Gayle Rose (6-0 Sr. G) . . . . . 7.4

*Grawemeyer ranked 4th in total points with 260 in 20 games. Broke leg against DePaul and missed last six games.

### 1955-56 — Won 20, Lost 6.

**Ranked 9th Nationally AP**
**Second SEC (12-2)**
**NCAA Tournament Participant (1-1)**
**UKIT Runner-up**
COACH: Adolph Rupp
CAPTAIN: Phil Grawemeyer

| | | | | |
|---|---|---|---|---|
| Dec. 3 | Louisiana St. | (A) | 62 | 52 |
| **Dec. 10** | **Temple** | **(H)** | **61** | **73** |
| Dec. 12 | DePaul | (H) | 71 | 69 |
| Dec. 15 | Maryland | (A) | 62 | 61 |
| Dec. 17 | Idaho | (H) | 91 | 49 |
| | UK INVITATIONAL TOURNAMENT | | | |
| Dec. 20 | Minnesota | | 72 | 65 |
| **Dec. 21** | **Dayton (finals)** | | **74** | **89** |
| Dec. 28 | St. Louis U. | (A) | 101 | 80 |
| Jan. 7 | Georgia Tech | (H) | 104 | 51 |
| Jan. 12 | Tulane | (H) | 85 | 63 |
| Jan. 14 | Louisiana St. | (H) | 107 | 65 |
| Jan. 21 | Tennessee | (A) | 95 | 68 |
| **Jan. 28** | **Vanderbilt** | **(A)** | **73** | **81** |
| Jan. 30 | Georgia Tech | (A) | 84 | 62 |
| Feb. 1 | Duke | (H) | 81 | 76 |
| Feb. 4 | Auburn | (N1) | 82 | 81 |
| Feb. 6 | Florida | (A) | 81 | 70 |
| Feb. 11 | Mississippi | (H) | 88 | 49 |
| Feb. 13 | Mississippi St. | (H) | 86 | 65 |
| **Feb. 18** | **DePaul** | **(A)** | **79** | **81** |
| Feb. 20 | Vanderbilt | (H) | 76 | 55 |
| **Feb. 25** | **Alabama** | **(N1)** | **77** | **101** |
| Feb. 27 | Georgia | (N2) | 143 | 66 |
| Mar. 3 | Tennessee | (H) | 101 | 77 |
| | NCAA TOURNAMENT | | | |

(Kentucky represented the SEC in NCAA when champion Alabama declined the bid.)

| | | | | |
|---|---|---|---|---|
| | (Eastern Regionals) (Iowa City, Iowa) | | | |
| Mar. 16 | Wayne U. | (A) | 84 | 64 |
| **Mar. 17** | **Iowa** | **(A)** | **77** | **89** |
| | | | **2197** | **1802** |

(N1) Montgomery, Ala.
(N2) Louisville

- Leading Scorers -

Bob Burrow (6-7 Sr. C) . . . . . 21.1
Jerry Bird (6-6 Sr. F) . . . . . 16.2
Vernon Hatton (6-3 Soph. G) . . . . . 13.3
Gerry Calvert (5-11 Jr. G) . . . . . 11.2
Phil Grawemeyer (6-7 Sr. F) . . . . . 8.4

### 1956-57 — Won 23, Lost 5.

**Ranked 3rd Nationally AP, UPI**
**UKIT Champions**
**SEC Champions (12-2)**
**Sugar Bowl Champions**
**NCAA Tournament Participant (1-1)**
COACH: Adolph Rupp
HONORARY CO-CAPTAINS: Ed Beck and Gerry Calvert

| | | | | |
|---|---|---|---|---|
| Dec. 1 | Washington & Lee | (H) | 94 | 66 |
| Dec. 3 | Miami (Fla.) | (H) | 114 | 75 |
| Dec. 8 | Temple | (A) | 73 | 58 |
| **Dec. 10** | **St. Louis** | **(H)** | **70** | **71** |
| Dec. 15 | Maryland | (H) | 76 | 55 |
| **Dec. 18** | **Duke** | **(A)** | **84** | **85** |
| | UK INVITATIONAL TOURNAMENT | | | |
| Dec. 21 | Southern Meth. | | 73 | 67 |
| Dec. 22 | Illinois (finals) | | 91 | 70 |
| | SUGAR BOWL (New Orleans) | | | |
| Dec. 28 | Virginia Tech | | 56 | 55 |
| Dec. 29 | Houston (finals) | | 111 | 76 |
| Jan. 5 | Georgia Tech | (H) | 95 | 72 |
| Jan. 7 | Loyola (Chicago) | (H) | 81 | 62 |
| Jan. 12 | Louisiana St. | (A) | 51 | 46 |
| **Jan. 14** | **Tulane** | **(A)** | **60** | **68** |
| Jan. 19 | Tennessee | (A) | 97 | 72 |
| Jan. 26 | Vanderbilt | (A) | 91 | 83 |
| Jan. 28 | Georgia Tech | (A) | 76 | 65 |
| Jan. 30 | Georgia | (H) | 84 | 53 |
| Feb. 2 | Florida | (H) | 88 | 61 |
| Feb. 8 | Mississippi | (N1) | 75 | 69 |
| **Feb. 11** | **Mississippi St.** | **(A)** | **81** | **89** |
| Feb. 15 | Loyola (Chicago) | (A) | 115 | 65 |
| Feb. 18 | Vanderbilt | (H) | 80 | 65 |
| Feb. 23 | Alabama | (H) | 79 | 60 |
| Feb. 25 | Auburn | (H) | 103 | 85 |
| Mar. 2 | Tennessee | (H) | 93 | 75 |
| | **SEC CHAMPIONS** | | | |
| | NCAA TOURNAMENT (Midwest Regional) (Lexington) | | | |
| Mar. 15 | Pittsburgh | | 98 | 92 |
| **Mar. 16** | **Michigan St.** | | **68** | **80** |
| | | | **2357** | **1953** |

(N1) Memphis, Tenn.

# ALL-TIME RESULTS 1903-90

| Date | Team | Site | Ky. | Opp. |
|---|---|---|---|---|
| **1956-57 Continued** | | | | |
| | - Leading Scorers - | | | |
| Johnny Cox (6-4 Soph. F) | | | | 19.4 |
| Gerry Calvert (5-11 Sr. G) | | | | 15.2 |
| Vernon Hatton (6-3 Jr. G) | | | | 14.8 |
| John Crigler (6-3 Jr. F) | | | | 10.3 |
| Ed Beck (6-7 Jr. C) | | | | 9.5 |

## 1957-58 — Won 23, Lost 6.

**National Champions**
**(NCAA Tournament)**
**SEC Champions (12-2)**
**Ranked 9th Nationally AP, 14th UPI**
**UKIT Participant (1-1)**
COACH: Adolph Rupp
HONORARY CAPTAIN: Ed Beck

| | | | | |
|---|---|---|---|---|
| Dec. 2 | Duke | (H) | 78 | 74 |
| Dec. 4 | Ohio State | (A) | 61 | 54 |
| Dec. 7 | Temple | (H) | 85 | ***83 |
| **Dec. 9** | **Maryland** | **(A)** | **62** | **71** |
| Dec. 14 | St. Louis | (A) | 73 | 60 |
| **Dec. 16** | **Southern Meth.** | **(A)** | **64** | **65** |
| | UK INVITATIONAL TOURNAMENT | | | |
| **Dec. 20** | **West Virginia** | | **70** | **77** |
| Dec. 21 | Minnesota | | 78 | 58 |
| Dec. 23 | Utah State | (H) | 92 | 64 |
| Dec. 30 | Loyola (Chicago) | (H) | 75 | 42 |
| Jan. 4 | Georgia Tech | (H) | 76 | 60 |
| Jan. 6 | Vanderbilt | (A) | 86 | 81 |
| Jan. 11 | Louisiana St. | (H) | 97 | 52 |
| Jan. 13 | Tulane | (H) | 86 | 50 |
| Jan. 18 | Tennessee | (H) | 77 | 68 |
| **Jan. 27** | **Georgia Tech** | **(A)** | **52** | **71** |
| Jan. 29 | Georgia | (N1) | 74 | 55 |
| Jan. 31 | Florida | (A) | 78 | 56 |
| Feb. 8 | Mississippi | (H) | 96 | 65 |
| Feb. 10 | Mississippi St. | (H) | 72 | 62 |
| **Feb. 15** | **Loyola (Chicago)** | **(A)** | **56** | **57** |
| Feb. 17 | Vanderbilt | (H) | 65 | 61 |
| Feb. 22 | Alabama | (N2) | 45 | *43 |
| **Feb. 24** | **Auburn** | **(N3)** | **63** | **64** |
| Mar. 1 | Tennessee | (A) | 77 | 66 |
| | SEC CHAMPIONS | | | |
| | NCAA TOURNAMENT | | | |
| | (Mideast Regional) | | | |
| | (Lexington) | | | |
| Mar. 14 | Miami (Ohio) | | 94 | 70 |
| Mar. 15 | Notre Dame | | 89 | 56 |
| | FINALS | | | |
| | Louisville | | | |
| Mar. 21 | Temple | | 61 | 60 |
| Mar. 22 | Seattle (finals) | | 84 | 72 |
| | | | 2166 | 1817 |

**NATIONAL COLLEGIATE CHAMPIONS**
**FOR RECORD FOURTH TIME**
(N1) Atlanta (N2) Montgomery, Ala.
(N3) Birmingham, Ala.
- Leading Scorers -
Vernon Hatton (6-3 Sr. G) ..... 17.1
Johnny Cox (6-4 Jr. F) ..... 14.9
John Crigler (6-3 Sr. F) ..... 13.6
Adrian Smith (6-0 Sr. G) ..... 12.4
Ed Beck (6-7 Sr. C) ..... 5.6

## 1958-59 — Won 24, Lost 3.

**NCAA Tournament Participant (1-1)**
**UKIT Champions**
**Second SEC (12-2)**
**Ranked 2nd Nationally**
COACH: Adolph Rupp
HONORARY CAPTAIN: Johnny Cox

| | | | | |
|---|---|---|---|---|
| Dec. 1 | Florida St. | (H) | 91 | 68 |
| Dec. 6 | Temple | (A) | 76 | 71 |
| Dec. 8 | Duke | (A) | 78 | 64 |
| Dec. 11 | Southern Meth. | (H) | 72 | 60 |
| Dec. 13 | St. Louis | (H) | 76 | 57 |
| Dec. 15 | Maryland | (H) | 58 | *56 |
| | UK INVITATIONAL TOURNAMENT | | | |
| Dec. 19 | Ohio State | | 95 | 76 |
| Dec. 20 | West Virginia (finals) | | 97 | 91 |
| Dec. 29 | Navy | (H) | 82 | 69 |
| Dec. 30 | Illinois | (N1) | 76 | 75 |
| Jan. 3 | Georgia Tech | (H) | 72 | 62 |
| **Jan. 6** | **Vanderbilt** | **(A)** | **66** | **75** |
| Jan. 10 | Louisiana St. | (A) | 76 | 61 |
| Jan. 12 | Tulane | (A) | 85 | 68 |
| Jan. 17 | Tennessee | (H) | 79 | 58 |
| Jan. 26 | Georgia Tech | (A) | 94 | 70 |
| Jan. 29 | Georgia | (H) | 108 | 55 |
| Jan. 31 | Florida | (H) | 94 | 51 |
| Feb. 7 | Mississippi | (N2) | 97 | 72 |
| **Feb. 9** | **Mississippi St.** | **(A)** | **58** | **66** |
| Feb. 14 | Notre Dame | (N3) | 71 | 52 |
| Feb. 18 | Vanderbilt | (H) | 83 | 71 |
| Feb. 21 | Auburn | (H) | 75 | 56 |
| Feb. 23 | Alabama | (H) | 39 | 32 |
| Feb. 28 | Tennessee | (A) | 69 | 56 |
| | NCAA TOURNAMENT | | | |
| | (Kentucky represented the SEC in NCAA when champion Miss. State declined the bid.) | | | |
| | (Mideast Regional) | | | |
| | (Evanston, Ill.) | | | |
| Mar. 13 | Louisville | | 61 | 76 |
| **Mar. 14** | **Marquette** | | **98** | **69** |
| | | | 2126 | 1737 |

(N1) Louisville (N3)Chicago
(N2) Jackson, Miss.
- Leading Scorers -
Johnny Cox (6-4 Sr. F) ..... 17.9
Billy Ray Lickert (6-3 Soph. G) ..... 13.5
Bennie Coffman (6-0 Jr. G) ..... 10.7
Don Mills (6-6 Jr. C) ..... 10.5
Sid Cohen (6-1 Jr. G) ..... 8.1
Dickie Parsons (5-10 Soph G) ..... 8.0

## 1959-60 — Won 18, Lost 7.

**Third SEC (10-4)**
**UKIT Runner-up**
COACH: Adolph Rupp
CO-CAPTAINS: Bill Lickert and Don Mills

| | | | | |
|---|---|---|---|---|
| Dec. 1 | Colorado St. | (H) | 106 | 73 |
| Dec. 4 | UCLA | (A) | 68 | 66 |
| **Dec. 5** | **So. California** | **(A)** | **73** | **87** |
| **Dec. 12** | **St. Louis** | **(A)** | **61** | **73** |
| Dec. 14 | Kansas | (A) | 77 | *72 |
| | UK INVITATIONAL TOURNAMENT | | | |
| Dec. 18 | North Carolina | | 76 | 70 |
| **Dec. 19** | **W. Virginia** | | **70** | **79** |
| Dec. 20 | Temple | (N1) | 97 | 92 |
| Dec. 28 | Ohio State | (H) | 96 | 93 |
| **Jan. 2** | **Georgia Tech** | **(H)** | **54** | **62** |
| Jan. 5 | Vanderbilt | (A) | 76 | 59 |
| Jan. 9 | Louisiana St. | (H) | 77 | 45 |
| Jan. 11 | Tulane | (H) | 68 | 42 |
| Jan. 16 | Tennessee | (A) | 78 | 68 |
| **Jan. 25** | **Georgia Tech** | **(A)** | **44** | **65** |
| Jan. 27 | Georgia | (N2) | 84 | 60 |
| Jan. 29 | Florida | (A) | 75 | 62 |
| Feb. 6 | Mississippi | (H) | 61 | 43 |
| Feb. 8 | Mississippi St. | (H) | 90 | 59 |
| Feb. 13 | Notre Dame | (H) | 68 | 65 |
| Feb. 16 | Vanderbilt | (H) | 68 | 60 |
| **Feb. 20** | **Auburn** | **(A)** | **60** | **61** |
| Feb. 22 | Alabama | (N3) | 75 | 55 |
| **Feb. 27** | **Tennessee** | **(H)** | **63** | **65** |
| Mar. 5 | Pittsburgh | (H) | 73 | 66 |
| | | | 1838 | 1642 |

(N1) Louisville (N3) Montgomery, Ala.
(N2) Columbus, Ga.
- Leading Scorers -
Billy Ray Lickert (6-3 Jr. F/G) ..... 14.4
Don Mills (6-6 Sr. C-F) ..... 12.7
Sid Cohen (6-1 Sr. G) ..... 10.7
Bennie Coffman (6-0 Sr. G) ..... 10.2
Ned Jennings (6-9 Jr. C) ..... 8.8

## 1960-61 — Won 19, Lost 9.

**NCAA Tournament Participant (1-1)**
**UKIT Runner-up**
**Second SEC (10-4)**
**Ranked 18th Nationally UPI**
COACH: Adolph Rupp
CAPTAIN: Dick Parsons

| | | | | |
|---|---|---|---|---|
| Dec. 1 | Va. Military Inst. | (H) | 72 | 56 |
| **Dec. 3** | **Florida St.** | **(H)** | **58** | **63** |
| Dec. 7 | Notre Dame | (N1) | 68 | 62 |
| Dec. 13 | N. Carolina | (N2) | 70 | 65 |
| **Dec. 17** | **Temple** | **(A)** | **58** | **66** |
| | UK INVITATIONAL TOURNAMENT | | | |
| Dec. 21 | Illinois | | 83 | 78 |
| **Dec. 22** | **St. Louis** | | **72** | **74** |
| Dec. 31 | Missouri | (H) | 81 | 69 |
| Jan. 2 | Miami (Ohio) | (H) | 70 | 58 |
| Jan. 7 | Georgia Tech | (H) | 89 | 79 |
| **Jan. 9** | **Vanderbilt** | **(A)** | **62** | **64** |
| **Jan. 13** | **Louisiana St.** | **(A)** | **59** | **73** |
| **Jan. 14** | **Tulane** | **(A)** | **70** | **72** |
| Jan. 21 | Tennessee | (H) | 83 | 54 |
| **Jan. 30** | **Georgia Tech** | **(A)** | **60** | **62** |
| Feb. 4 | Florida | (H) | 89 | 68 |
| Feb. 7 | Georgia | (H) | 74 | 67 |
| Feb. 11 | Mississippi | (N3) | 74 | 60 |
| Feb. 13 | Mississippi St. | (A) | 68 | 62 |
| Feb. 17 | UCLA | (H) | 77 | 76 |
| Feb. 21 | Vanderbilt | (H) | 60 | 59 |
| Feb. 25 | Alabama | (H) | 80 | 53 |
| Feb. 27 | Auburn | (H) | 77 | 51 |
| Mar. 4 | Tennessee | (A) | 68 | 61 |
| | SEC PLAYOFF | | | |
| | (Knoxville, Tenn.) | | | |
| | (To determine SEC representative in NCAA Tournament after champion Miss. State declined bid. Second place Kentucky and Vanderbilt each had 10-4 records.) | | | |
| Mar. 9 | Vanderbilt | | 88 | 67 |
| **Mar. 11** | **Marquette** | **(N4)** | **72** | **88** |
| | NCAA TOURNAMENT | | | |
| | (Mideast Regional) | | | |
| | (Louisville) | | | |
| Mar. 17 | Morehead | | 71 | 64 |
| **Mar. 18** | **Ohio State** | | **74** | **87** |
| | | | 2027 | 1858 |

(N1) Louisville (N3) Jackson, Miss.
(N2) Greensboro, N.C. (N4) Chicago
- Leading Scorers -
Billy Ray Lickert (6-3 Sr. F-G) ..... 16.0
Roger Newman (6-4 Sr. F-G) ..... 14.1
Larry Pursiful (6-1 Jr. G) ..... 13.4
Ned Jennings (6-9 Sr. C) ..... 11.5
Carrol Burchett (6-4 Jr. F-C) ..... 5.1

## 1961-62 — Won 23, Lost 3.

**UKIT Champions**
**SEC Co-Champions (13-1)**
**NCAA Tournament Participant (1-1)**
**Ranked 3rd Nationally AP, UPI**
COACH: Adolph Rupp
CAPTAIN: Larry Pursiful

| | | | | |
|---|---|---|---|---|
| Dec. 2 | Miami (Ohio) | (H) | 93 | 61 |
| **Dec. 4** | **So. California** | **(H)** | **77** | **79** |
| Dec. 11 | St. Louis | (H) | 86 | 77 |
| Dec. 16 | Baylor | (H) | 94 | 60 |
| Dec. 18 | Temple | (H) | 78 | 55 |
| | UK INVITATIONAL TOURNAMENT | | | |
| Dec. 22 | Tennessee | | 96 | 69 |
| Dec. 23 | Kansas St. (finals) | | 80 | 67 |
| Dec. 27 | Yale | (H) | 79 | 58 |
| Dec. 30 | Notre Dame | (N1) | 100 | 53 |
| Jan. 2 | Virginia | (H) | 93 | 73 |
| Jan. 6 | Georgia Tech | (H) | 89 | 70 |
| Jan. 8 | Vanderbilt | (A) | 77 | 68 |
| Jan. 12 | Louisiana St. | (H) | 84 | 63 |
| Jan. 15 | Tennessee | (A) | 95 | 82 |
| Jan. 29 | Georgia Tech | (A) | 71 | 62 |
| Jan. 31 | Georgia | (N2) | 86 | 59 |
| Feb. 2 | Florida | (A) | 81 | 69 |
| Feb. 10 | Mississippi | (H) | 83 | 60 |
| **Feb. 12** | **Mississippi St.** | **(H)** | **44** | **49** |
| Feb. 19 | Vanderbilt | (H) | 87 | 80 |
| Feb. 24 | Alabama | (A) | 73 | 65 |
| Feb. 26 | Auburn | (A) | 63 | 60 |
| Mar. 5 | Tulane | (H) | 97 | 72 |
| Mar. 10 | Tennessee | (H) | 90 | 59 |
| | SEC CO-CHAMPIONS | | | |
| | NCAA TOURNAMENT | | | |
| | (Mideast Regional) | | | |
| | (Iowa City,Iowa) | | | |
| Mar. 16 | Butler | | 81 | 60 |
| **Mar. 17** | **Ohio State** | | **64** | **74** |
| | | | 2141 | 1704 |

(N1) Freedom Hall, Louisville
(N2) Ga. Tech Coliseum, Atlanta
- Leading Scorers -
Cotton Nash (6-5 Soph. C-F) ..... 23.4
Larry Pursiful (6-1 Sr. G) ..... 19.1
Carrol Burchett (6-4 Sr. C-F) ..... 11.2
Scotty Baesler (6-0 Jr. G) ..... 10.9
Roy Roberts (6-4 Jr. F) ..... 7.0

## 1962-63 — Won 16, Lost 9.

**Fifth SEC (8-6) UKIT Champions**
COACH: Adolph Rupp
CAPTAIN: Scotty Baesler

| | | | | |
|---|---|---|---|---|
| **Dec. 1** | **Virginia Tech** | **(H)** | **77** | **80** |
| Dec. 8 | Temple | (A) | 56 | 52 |
| Dec. 12 | Florida St. | (H) | 83 | 54 |
| Dec. 15 | Northwestern | (H) | 71 | 60 |
| **Dec. 17** | **N. Carolina** | **(H)** | **66** | **68** |
| Dec. 21 | Iowa | | 94 | 69 |
| Dec. 22 | West Virginia (finals) | | 79 | 75 |
| Dec. 27 | Dartmouth | (H) | 95 | 49 |
| Dec. 29 | Notre Dame | (N1) | 78 | 70 |
| **Dec. 31** | **St. Louis** | **(A)** | **63** | **87** |
| **Jan. 5** | **Georgia Tech** | **(H)** | **85** | **86 |
| Jan. 7 | Vanderbilt | (A) | 106 | 82 |
| Jan. 11 | Louisiana St. | (A) | 63 | 56 |
| Jan. 12 | Tulane | (A) | 81 | 72 |
| **Jan. 19** | **Tennessee** | **(H)** | **69** | **78 |
| Jan. 26 | Xavier | (H) | 90 | 76 |
| **Jan. 28** | **Georgia Tech** | **(A)** | **62** | **66** |
| Jan. 31 | Georgia | (H) | 74 | 67 |
| Feb. 2 | Florida | (H) | 94 | 71 |
| Feb. 9 | Mississippi | (N2) | 75 | 69 |
| **Feb. 11** | **Mississippi St.** | **(A)** | **52** | **56** |
| **Feb. 18** | **Vanderbilt** | **(H)** | **67** | **69** |
| Feb. 23 | Auburn | (H) | 78 | 59 |
| Feb. 25 | Alabama | (H) | 80 | 63 |
| **Mar. 2** | **Tennessee** | **(A)** | **55** | **63** |
| | | | 1893 | 1697 |

(N1) Louisville (N2) Jackson, Miss.
- Leading Scorers -
Cotton Nash (6-5 Jr. F-C) ..... 20.6
*Charles Ishmael (6-5 Jr. G) ..... 11.1
Ted Deeken (6-3 Jr. F) ..... 9.8
Scotty Baesler (5-11 Sr. G) ..... 9.7
Roy Roberts (6-4 Sr. F) ..... 9.0
*Ineligible second semester

## 1963-64 — Won 21, Lost 6.

**UKIT and Sugar Bowl Champions**
**SEC Champions (11-3)**
**Ranked 3rd UPI, 4th AP Nationally**
**NCAA Tournament Participant (0-2)**
COACH: Adolph Rupp
CO-CAPTAINS: Cotton Nash and Ted Deeken

| | | | | |
|---|---|---|---|---|
| Nov. 30 | Virginia | (H) | 75 | 64 |
| Dec. 2 | Texas Tech | (H) | 107 | 91 |
| Dec. 7 | Northwestern | (A) | 95 | 63 |
| Dec. 9 | N. Carolina | (H) | 100 | 80 |
| Dec. 14 | Baylor | (H) | 101 | 65 |
| | UK INVITATIONAL TOURNAMENT | | | |
| Dec. 20 | Wisconsin | | 108 | 85 |
| Dec. 21 | Wake Forest (Finals) | | 98 | 75 |
| Dec. 28 | Notre Dame | (N1) | 101 | 81 |
| | SUGAR BOWL (New Orleans, La.) | | | |
| Dec. 30 | Loyola (La.) | | 86 | 64 |
| Dec. 31 | Duke (Finals) | | 81 | 79 |
| **Jan. 4** | **Georgia Tech** | **(A)** | **67** | **76** |
| **Jan. 6** | **Vanderbilt** | **(A)** | **83** | **85** |
| Jan. 10 | Louisiana St. | (H) | 103 | 84 |
| Jan. 11 | Tulane | (H) | 105 | 63 |
| Jan. 18 | Tennessee | (H) | 66 | 57 |
| Jan. 25 | Georgia Tech | (H) | 79 | 62 |
| Feb. 1 | Florida | (A) | 77 | 72 |
| Feb. 3 | Georgia | (A) | 103 | 83 |
| Feb. 8 | Mississippi | (H) | 102 | 59 |
| Feb. 10 | Mississippi St. | (H) | 65 | 59 |
| Feb. 17 | Vanderbilt | (H) | 104 | 73 |
| Feb. 23 | Auburn | (N2) | 99 | 79 |
| **Feb. 24** | **Alabama** | **(A)** | **59** | **65** |
| Feb. 29 | Tennessee | (A) | 42 | 38 |
| **Mar. 2** | **St. Louis** | **(H)** | **60** | **67** |
| | SEC CHAMPIONS | | | |
| | NCAA TOURNAMENT | | | |
| | (Mideast Regional) | | | |
| | (Minneapolis) | | | |
| **Mar. 13** | **Ohio University** | | **69** | **85** |
| **Mar. 14** | **Loyola (Chicago)** | | **91** | **100** |
| | | | 2326 | 1954 |

(N1) Louisville (N2) Montgomery, Ala.
- Leading Scorers -
Cotton Nash (6-5 Sr. C-F) ..... 24.0
Ted Deeken (6-3 Sr. F) ..... 18.5
Larry Conley (6-3 Soph. F-C) ..... 12.2
Terry Mobley (6-2 Jr. G) ..... 9.4
Randy Embry (5-11 Jr. G) ..... 7.2

## 1964-65 — Won 15, Lost 10.

**5th SEC (10-6)**
**Unranked in Polls**
**UKIT Runner-up**
COACH: Adolph Rupp
CAPTAIN: Randy Embry

| | | | | |
|---|---|---|---|---|
| Dec. 4 | Iowa | (H) | 85 | 77 |
| **Dec. 7** | **N. Carolina** | **(N1)** | **67** | **82** |
| Dec. 9 | Iowa State | (H) | 100 | 74 |
| Dec. 12 | Syracuse | (H) | 110 | 77 |

# ALL-TIME RESULTS 1903-90

| Date | Team | Site | Ky. | Opp. |
|---|---|---|---|---|
| **1964-65 Continued** | | | | |
| | UK INVITATIONAL TOURNAMENT | | | |
| Dec. 18 | W. Virginia | | 102 | 78 |
| **Dec. 19** | **Illinois** | | **86** | **91** |
| **Dec. 22** | **St. Louis** | **(A)** | **75** | **80** |
| **Dec. 29** | **Notre Dame** | **(N2)** | **97** | **111** |
| Jan. 2 | Dartmouth | (H) | 107 | 67 |
| **Jan. 5** | **Vanderbilt** | **(H)** | **79** | **97** |
| Jan. 9 | Louisiana St. | (A) | 79 | 66 |
| Jan. 11 | Tulane | (A) | 102 | 72 |
| **Jan. 16** | **Tennessee** | **(A)** | **58** | **77** |
| Jan. 18 | Auburn | (H) | 73 | 67 |
| **Jan. 23** | **Florida** | **(A)** | **68** | **84** |
| Jan. 25 | Georgia | (A) | 102 | 82 |
| Jan. 30 | Florida | (H) | 78 | 61 |
| Feb. 1 | Georgia | (H) | 96 | 64 |
| Feb. 6 | Mississippi | (H) | 102 | 65 |
| Feb. 8 | Mississippi St. | (H) | 74 | 56 |
| **Feb. 16** | **Vanderbilt** | **(A)** | **90** | **91** |
| **Feb. 20** | **Auburn** | **(A)** | **69** | **88** |
| **Feb. 22** | **Alabama** | **(A)** | **71** | **75** |
| Feb. 27 | Tennessee | (H) | 61 | 60 |
| Mar. 1 | Alabama | (H) | 78 | 72 |
| | | | **2109** | **1914** |

(N1) Charlotte, N.C.
(N2) Louisville

- Leading Scorers -

Louie Dampier (6-0 Soph. G) . . . . . 17.0
Pat Riley (6-4 Soph. F) . . . . . 15.0
Tommy Kron (6-5 Jr. G-F) . . . . . 12.3
John Adams (6-7 Sr. C) . . . . . 11.8
Larry Conley (6-3 Jr. F) . . . . . 11.6

## 1965-66 — Won 27, Lost 2.

**SEC Champions (15-1)**
**UKIT Champions**
**Ranked First Nationally in Polls**
**National Runner-up in NCAA**
COACH: Adolph Rupp
HONORARY CAPTAIN: (None)

| | | | | |
|---|---|---|---|---|
| Dec. 1 | Hardin-Simmons | (H) | 83 | 55 |
| Dec. 4 | Virginia | (A) | 99 | 73 |
| Dec. 8 | Illinois | (A) | 86 | 68 |
| Dec. 11 | Northwestern | (H) | 86 | 75 |
| | UK INVITATIONAL TOURNAMENT | | | |
| Dec. 17 | Air Force | | 78 | 58 |
| Dec. 18 | Indiana (Finals) | | 91 | 56 |
| Dec. 22 | Texas Tech | (A) | 89 | 73 |
| Dec. 29 | Notre Dame | (N1) | 103 | 69 |
| Jan. 3 | St. Louis | (H) | 80 | 70 |
| Jan. 8 | Florida | (A) | 78 | 64 |
| Jan. 10 | Georgia | (A) | 69 | **65 |
| Jan. 15 | Vanderbilt | (H) | 96 | 83 |
| Jan. 24 | Louisiana St. | (H) | 111 | 85 |
| Jan. 29 | Auburn | (H) | 115 | 78 |
| Jan. 31 | Alabama | (H) | 82 | 62 |
| Feb. 2 | Vanderbilt | (A) | 105 | 90 |
| Feb. 5 | Georgia | (H) | 74 | 50 |
| Feb. 7 | Florida | (H) | 85 | 75 |
| Feb. 12 | Auburn | (A) | 77 | 64 |
| Feb. 14 | Alabama | (A) | 90 | 67 |
| Feb. 19 | Mississippi St. | (A) | 73 | 69 |
| Feb. 21 | Mississippi | (A) | 108 | 65 |
| Feb. 26 | Tennessee | (H) | 78 | 64 |
| **Mar. 5** | **Tennessee** | **(A)** | **62** | **69** |
| Mar. 7 | Tulane | (H) | 103 | 74 |
| | **SEC CHAMPIONS** | | | |
| | NCAA TOURNAMENT | | | |
| | (Mideast Regional) | | | |
| | (Iowa City, Iowa) | | | |
| Mar. 11 | Dayton | | 86 | 79 |
| Mar. 12 | Michigan | | 84 | 77 |
| | (Finals) | | | |
| | (College Park, Md.) | | | |
| Mar. 18 | Duke | | 83 | 79 |
| **Mar. 19** | **Texas Western** | | **65** | **72** |
| | | | **2519** | **2028** |
| | INTERNATIONAL UNIVERSITIES TOURNAMENT | | | |
| | (Tel Aviv, Israel) | | | |
| Aug. 3 | Warsaw Univ. | | 67 | 58 |
| Aug. 4 | Cambridge Niv. | | 104 | 45 |
| Aug. 6 | Salonika Univ. | | 91 | 60 |
| Aug. 10 | Instanbul Univ. | | 82 | 36 |
| Aug. 11 | Warsaw Univ. | | 87 | 57 |

(N1) Louisville

- Leading Scorers -

Pat Riley (6-4 Jr. F) . . . . . 21.9
Louie Dampier (6-0 Jr. G) . . . . . 21.1
Thad Jaracz (6-5 Soph. C) . . . . . 13.2
Larry Conley (6-3 Sr. F) . . . . . 11.5
Tommy Kron (6-5 Sr. G) . . . . . 10.2

## 1966-67 — Won 13, Lost 13.

**(Worst record under Rupp)**
**Tied 5th SEC (8-10) Unranked in Polls**
**UKIT Champions**
COACH: Adolph Rupp
HONORARY CAPTAIN: (None)

| | | | | |
|---|---|---|---|---|
| Dec. 3 | Virginia | (H) | 104 | 84 |
| **Dec. 5** | **Illinois** | **(H)** | **97** | ***98** |
| Dec. 10 | Northwestern | (A) | 118 | 116 |
| **Dec. 13** | **N. Carolina** | **(H)** | **55** | **64** |
| **Dec. 17** | **Florida** | **(H)** | **75** | **78** |
| | UK INVITATIONAL TOURNAMENT | | | |
| Dec. 22 | Oregon State | | 96 | 66 |
| Dec. 23 | Kansas St. (Finals) | | 83 | 79 |
| **Dec. 28** | **Cornell** | **(H)** | **77** | **92** |
| Dec. 31 | Notre Dame | (N1) | 96 | 85 |
| **Jan. 5** | **Vanderbilt** | **(H)** | **89** | ***91** |
| **Jan. 14** | **Florida** | **(A)** | **72** | **89** |
| **Jan. 16** | **Georgia** | **(A)** | **40** | **49** |
| Jan. 21 | Auburn | (H) | 60 | 58 |
| **Jan. 23** | **Tennessee** | **(H)** | **50** | ****52** |
| Jan. 28 | Louisiana St. | (H) | 102 | 72 |
| Jan. 30 | Mississippi | (H) | 96 | 53 |
| Feb. 4 | Louisiana St. | (A) | 105 | 84 |
| Feb. 6 | Mississippi | (A) | 79 | 70 |
| **Feb. 11** | **Mississippi St.** | **(H)** | **72** | ***77** |
| **Feb. 13** | **Tennessee** | **(A)** | **57** | **76** |
| Feb. 18 | Mississippi St. | (A) | 103 | 74 |
| Feb. 20 | Georgia | (H) | 101 | 76 |
| **Feb. 25** | **Alabama** | **(A)** | **71** | **81** |
| **Feb. 27** | **Auburn** | **(A)** | **49** | **60** |
| **Mar. 4** | **Vanderbilt** | **(A)** | **94** | **110** |
| Mar. 6 | Alabama | (H) | 110 | 78 |
| | | | **2151** | **2012** |

(N1) Louisville

- Leading Scorers -

Louie Dampier (6-0 Sr. G) . . . . . 20.6
Pat Riley (6-3 Sr. F) . . . . . 17.4
Thad Jaracz (6-5 Jr. C-F) . . . . . 11.3
Cliff Berger (6-8 Jr. C) . . . . . 11.3
Phil Argento (6-0 Soph. G) . . . . . 5.2

## 1967-68 — Won 22, Lost 5.

**Ranked 4th in Polls**
**SEC Champions (15-3)**
**UKIT Champions**
COACH: Adolph Rupp
CAPTAIN: Thad Jaracz

| | | | | |
|---|---|---|---|---|
| Dec. 2 | Michigan | (A) | 96 | 79 |
| Dec. 4 | Florida | (H) | 99 | 76 |
| Dec. 6 | Xavier | (H) | 111 | 76 |
| Dec. 9 | Pennsylvania | (H) | 64 | 49 |
| **Dec. 12** | **N. Carolina** | **(N1)** | **77** | **84** |
| | UK INVITATIONAL TOURNAMENT | | | |
| Dec. 22 | Dayton | | 88 | 85 |
| Dec. 23 | S. Carolina (Finals) | | 76 | 66 |
| Dec. 30 | Notre Dame | (N2) | 81 | 73 |
| Jan. 6 | Vanderbilt | (A) | 94 | 78 |
| Jan. 8 | Alabama | (A) | 84 | 76 |
| **Jan. 13** | **Florida** | **(A)** | **78** | **96** |
| Jan. 15 | Georgia | (H) | 104 | 73 |
| **Jan. 20** | **Auburn** | **(A)** | **73** | **74** |
| **Jan. 22** | **Tennessee** | **(A)** | **59** | **87** |
| Jan. 27 | Louisiana St. | (A) | 121 | 95 |
| Jan. 29 | Mississippi | (A) | 85 | 76 |
| Feb. 3 | Louisiana St. | (H) | 109 | 96 |
| Feb. 5 | Mississippi | (H) | 78 | 62 |
| Feb. 10 | Mississippi St. | (A) | 92 | 84 |
| Feb. 12 | Tennessee | (H) | 60 | 59 |
| Feb. 17 | Mississippi St. | (H) | 107 | 81 |
| Feb. 19 | Georgia | (A) | 106 | 87 |
| Feb. 24 | Alabama | (H) | 96 | 83 |
| Feb. 26 | Auburn | (H) | 89 | 57 |
| Mar. 2 | Vanderbilt | (H) | 85 | 80 |
| | **SEC CHAMPIONS** | | | |
| | NCAA TOURNAMENT | | | |
| | (Mideast Regionals) | | | |
| | (Lexington) | | | |
| Mar. 15 | Marquette | | 107 | 89 |
| **Mar. 16** | **Ohio State** | | **81** | **82** |
| | | | **2400** | **2103** |

(N1) Greensboro, N.C. (N2) Louisville

- Leading Scorers -

Mike Casey (6-4 Soph. G) . . . . . 20.1
Dan Issel (6-8 Soph. C) . . . . . 16.4
Mike Pratt (6-4 Soph. F) . . . . . 14.1
Thad Jaracz (6-5 Sr. F) . . . . . 11.3
Phil Argento (6-2 Jr. G) . . . . . 12.3

## 1968-69 — Won 23, Lost 5.

**Ranked 7th in Polls**
**SEC Champions (16-2)**
**UKIT Champions**
COACH: Adolph Rupp
CAPTAIN: Phil Argento

| | | | | |
|---|---|---|---|---|
| Nov. 30 | Xavier | (H) | 115 | 77 |
| Dec. 2 | Miami | (A) | 86 | 77 |
| **Dec. 7** | **N. Carolina** | **(H)** | **77** | **87** |
| Dec. 14 | Pennsylvania | (A) | 102 | 78 |
| | UK INVITATIONAL TOURNAMENT | | | |
| Dec. 20 | Michigan | | 112 | 104 |
| Dec. 21 | Army (Finals) | | 80 | 65 |
| Dec. 28 | Notre Dame | (N1) | 110 | 90 |
| **Dec. 31** | **Wisconsin** | **(N2)** | **65** | **69** |
| Jan. 4 | Mississippi | (A) | 69 | 59 |
| Jan. 6 | Mississippi St. | (A) | 91 | 72 |
| Jan. 11 | Florida | (H) | 88 | 67 |
| Jan. 13 | Georgia | (H) | 88 | 68 |
| Jan. 18 | Tennessee | (A) | 69 | 66 |
| Jan. 25 | Louisiana St. | (A) | 108 | 96 |
| Jan. 27 | Alabama | (A) | 83 | *70 |
| Feb. 1 | Vanderbilt | (H) | 103 | 89 |
| Feb. 3 | Auburn | (H) | 105 | 93 |
| Feb. 8 | Mississippi | (H) | 104 | 68 |
| Feb. 10 | Mississippi St. | (H) | 91 | 69 |
| **Feb. 15** | **Florida** | **A)** | **81** | **82** |
| Feb. 17 | Georgia | (A) | 85 | 77 |
| Feb. 22 | Louisiana St. | (H) | 103 | 89 |
| Feb. 26 | Alabama | (H) | 108 | 79 |
| **Mar. 1** | **Vanderbilt** | **(A)** | **99** | **101** |
| Mar. 3 | Auburn | (A) | 90 | 86 |
| Mar. 8 | Tennessee | (H) | 84 | 69 |
| | **SEC CHAMPIONS** | | | |
| | NCAA TOURNAMENT | | | |
| | (Mideast Regional) | | | |
| | (Madison, Wisc.) | | | |
| **Mar. 13** | **Marquette** | **(N)** | **74** | **81** |
| Mar. 15 | Miami | (N) | 72 | 71 |
| | | | **2542** | **2199** |

(N1) Louisville (N2) Chicago

- Leading Scorers -

Dan Issel (6-8 Jr. C) . . . . . 26.6
Mike Casey (6-4 Jr. G) . . . . . 19.1
Mike Pratt (6-4 Jr. F) . . . . . 16.9
Phil Argento (6-2 Sr. G) . . . . . 10.0
Larry Steele (6-5 Soph. F) . . . . . 8.6

## 1969-70 — Won 26, Lost 2.

**SEC Champions (17-1)**
**UKIT Champions**
**Ranked First Nationally in Polls**
COACH: Adolph Rupp
CO-CAPTAINS: Dan Issel and Mike Pratt

| | | | | |
|---|---|---|---|---|
| Dec. 1 | W. Virginia | (H) | 106 | 87 |
| Dec. 6 | Kanas | (H) | 115 | 85 |
| Dec. 8 | N. Carolina | (N1) | 94 | 87 |
| Dec. 13 | Indiana | (H) | 109 | 92 |
| | UK INVITATIONAL TOURNAMENT | | | |
| Dec. 19 | Navy | | 73 | 59 |
| Dec. 20 | Duke (Finals) | | 98 | 76 |
| Dec. 27 | Notre Dame | (N2) | 102 | 100 |
| Dec. 29 | Miami (Ohio) | (H) | 80 | 58 |
| Jan. 3 | Mississippi | (H) | 95 | 73 |
| Jan. 5 | Mississippi St. | (H) | 111 | 76 |
| Jan. 10 | Florida | (A) | 88 | 69 |
| Jan. 12 | Georgia | (A) | 72 | 71 |
| Jan. 17 | Tennessee | (H) | 68 | 52 |
| Jan. 24 | Louisiana St. | (H) | 109 | 96 |
| Jan. 26 | Alabama | (H) | 86 | 71 |
| **Jan. 31** | **Vanderbilt** | **(A)** | **81** | **89** |
| Feb. 2 | Auburn | (A) | 84 | 83 |
| Feb. 7 | Mississippi | (A) | 120 | 85 |
| Feb. 9 | Mississippi St. | (A) | 86 | 57 |
| Feb. 14 | Florida | (H) | 110 | 66 |
| Feb. 16 | Georgia | (H) | 116 | 86 |
| Feb. 21 | Louisiana St. | (A) | 121 | 105 |
| Feb. 23 | Alabama | (A) | 98 | 89 |
| Feb. 28 | Vanderbilt | (H) | 90 | 86 |
| Mar. 2 | Auburn | (H) | 102 | 81 |
| Mar. 7 | Tennessee | (A) | 86 | 69 |
| | **SEC CHAMPIONS** | | | |
| | NCAA TOURNAMENT | | | |
| | (Mideast Regional) | | | |
| | (Columbus, Ohio) | | | |
| Mar. 12 | Notre Dame | (N3) | 109 | 99 |
| **Mar. 14** | **Jacksonville** | **(N3)** | **100** | **106** |
| | | | **2709** | **2253** |

(N1) Charlotte, N.C. (N2) Louisville
(N3) Columbus, Ohio

- Leading Scorers -

Dan Issel (6-8 Sr. C) . . . . . 33.9
Mike Pratt (6-4 Sr. F) . . . . . 19.3
Tom Parker (6-6 Soph. F) . . . . . 10.4
Larry Steele (6-5 Jr. F) . . . . . 8.8
Terry Mills (6-2 Jr. G) . . . . . 8.1

## 1970-71 — Won 22, Lost 6.

**SEC Champions (16-2)**
**UKIT Runner-up**
**Ranked 10th AP**
COACH: Adolph Rupp
HONORARY CO-CAPTAINS: Mike Casey and Larry Steele

| | | | | |
|---|---|---|---|---|
| Dec. 1 | Northwestern | (A) | 115 | 100 |
| Dec. 5 | Michigan | (H) | 104 | 93 |
| Dec. 7 | W. Virginia | (A) | 106 | 100 |
| Dec. 12 | Indiana | (A) | 95 | 93 |
| | UK INVITATIONAL TOURNAMENT | | | |
| Dec. 18 | DePaul | | 106 | 85 |
| **Dec. 19** | **Purdue (Finals)** | | **83** | **89** |
| Dec. 22 | Oregon St. | (H) | 84 | 78 |
| **Dec. 29** | **Notre Dame** | **(N1)** | **92** | **99** |
| Jan. 2 | Mississippi | (A) | 103 | 95 |
| Jan. 4 | Mississippi St. | (A) | 79 | 71 |
| Jan. 9 | Florida | (H) | 101 | 75 |
| Jan. 11 | Georgia | (H) | 79 | 66 |
| **Jan. 16** | **Tennessee** | **(A)** | **71** | **75** |
| Jan. 23 | Louisiana St. | (A) | 82 | 79 |
| Jan. 25 | Alabama | (A) | 86 | 73 |
| Jan. 30 | Vanderbilt | (H) | 102 | 92 |
| Feb. 1 | Auburn | (H) | 114 | 76 |
| Feb. 6 | Mississippi | (H) | 121 | 86 |
| Feb. 8 | Mississippi St. | (H) | 102 | 83 |
| **Feb. 13** | **Florida** | **(A)** | **65** | **74** |
| Feb. 15 | Georgia | (A) | 107 | 95 |
| Feb. 20 | Louisiana St. | (H) | 110 | 73 |
| Feb. 22 | Alabama | (H) | 101 | 74 |
| Feb. 27 | Vanderbilt | (A) | 119 | 90 |
| Mar. 1 | Auburn | (A) | 102 | 83 |
| Mar. 6 | Tennessee | (H) | 84 | 78 |
| | **SEC CHAMPIONS** | | | |
| | NCAA TOURNAMENT | | | |
| | (Mideast Regional) | | | |
| | (Athens, Ga.) | | | |
| **Mar. 18** | **Western Ky.** | | **83** | **107** |
| **Mar. 20** | **Marquette** | | **74** | **91** |
| | | | **2670** | **2373** |

(N1) Louisville

- Leading Scorers -

Tom Parker (6-7 Jr. F) . . . . . 17.6
Mike Casey (6-4 Sr. G) . . . . . 17.0
Tom Payne (7-2 Soph. C) . . . . . 16.9
Kent Hollenbeck (6-4 Jr. G) . . . . . 14.0
Larry Steele (6-5 Sr. F) . . . . . 13.1

## 1971-72 — Won 21, Lost 7.

**SEC Champions (14-4)**
**UKIT Champions**
**Ranked 14th UPI and 18th AP**
COACH: Adolph Rupp
HONORARY CO-CAPTAINS: Stan Key and Tom Parker

| | | | | |
|---|---|---|---|---|
| Dec. 1 | Northwestern | (H) | 94 | 85 |
| Dec. 4 | Kansas | (A) | 79 | 69 |
| Dec. 6 | Kansas St. | (A) | 71 | 64 |
| **Dec. 11** | **Indiana** | **(N1)** | **89** | ****90** |
| **Dec. 13** | **Michigan St.** | **(H)** | **85** | **91** |
| | UK INVITATIONAL TOURNAMENT | | | |
| Dec. 17 | Missouri | | 83 | 79 |
| Dec. 18 | Princeton (Finals) | | 96 | 82 |
| Dec. 28 | Notre Dame | (N1) | 83 | 67 |
| Jan. 8 | Mississippi | (H) | 93 | 82 |
| Jan. 10 | Mississippi St. | (H) | 104 | 76 |
| **Jan. 15** | **Florida** | **(A)** | **70** | **72** |
| **Jan. 17** | **Georgia** | **(A)** | **73** | **85** |
| Jan. 22 | Tennessee | (H) | 72 | 70 |
| Jan. 24 | Vanderbilt | (H) | 106 | 80 |
| Jan. 29 | Louisiana St. | (H) | 89 | 71 |
| Jan. 31 | Alabama | (H) | 77 | 74 |
| Feb. 5 | Vanderbilt | (A) | 85 | *80 |
| Feb. 7 | Auburn | (A) | 78 | 72 |
| Feb. 12 | Mississippi | (A) | 90 | 82 |
| Feb. 14 | Mississippi St. | (A) | 63 | 55 |
| Feb. 19 | Florida | (H) | 95 | 68 |
| Feb. 21 | Georgia | (H) | 87 | 63 |
| **Feb. 26** | **Louisiana St.** | **(A)** | **71** | **88** |
| **Feb. 28** | **Alabama** | **(A)** | **70** | **73** |
| Mar. 6 | Auburn | (H) | 102 | 67 |
| Mar. 9 | Tennessee | (A) | 67 | 66 |
| | **SEC CO-CHAMPIONS** | | | |
| | (Earned NCAA bid by beating Tennessee twice) | | | |
| | NCAA TOURNAMENT | | | |
| | (Mideast Regional) | | | |
| | (Dayton, Ohio) | | | |
| Mar. 16 | Marquette | | 85 | 69 |
| **Mar. 18** | **Florida St.** | | **54** | **73** |
| | | | **2311** | **2093** |

(N1) Louisville

# ALL-TIME RESULTS 1903-90

| Date | Team | Site | Ky. | Opp. |
|---|---|---|---|---|
| **1971-72 Continued** | | | | |
| - Leading Scorers - | | | | |
| Jim Andrews (6-11 Jr. C) | | | 21.5 | |
| Tom Parker (6-7 Sr. F) | | | 18.0 | |
| Ronnie Lyons (5-10 Soph. G) | | | 13.2 | |
| Stan Key (6-3 Sr. G) | | | 12.5 | |
| Larry Stamper (6-6 Jr. F) | | | 10.3 | |

## JOE B. HALL ERA

### 1972-73 — Won 20, Lost 8.

**SEC Champions (14-4)**
**UKIT Champions**
**Ranked 15th UPI and 17th AP**
COACH: Joe B. Hall
HONORARY CAPTAIN: Jim Andrews

| | | | | |
|---|---|---|---|---|
| Nov. 29 | Chilean NAT (Exh) + | (H) | 125 | 62 |
| Dec. 2 | Michigan St. | (A) | 75 | 66 |
| **Dec. 4** | **Iowa** | **(H)** | **66** | **79** |
| **Dec. 9** | **Indiana** | **(A)** | **58** | **64** |
| **Dec. 11** | **N. Carolina** | **(N1)** | **70** | **78** |
| UK INVITATIONAL TOURNAMENT | | | | |
| Dec. 15 | Nebraska | | 85 | 60 |
| Dec. 16 | Oregon (Finals) | | 95 | 68 |
| Dec. 23 | Kansas | (H) | 77 | 71 |
| Dec. 30 | Notre Dame | (N1) | 65 | 63 |
| **Jan. 6** | **Mississippi** | **(A)** | **58** | **61** |
| Jan. 8 | Mississippi St. | (A) | 90 | 81 |
| Jan. 13 | Florida | (H) | 95 | 65 |
| Jan. 15 | Georgia | (H) | 89 | 68 |
| **Jan. 20** | **Tennessee** | **(A)** | **64** | **65** |
| **Jan. 22** | **Vanderbilt** | **(A)** | **75** | **76** |
| Jan. 27 | Louisiana St. | (A) | 86 | 71 |
| Jan. 29 | Alabama | (A) | 95 | 93 |
| **Feb. 3** | **Vanderbilt** | **(H)** | **76** | **83** |
| Feb. 5 | Auburn | (H) | 88 | 57 |
| Feb. 10 | Mississippi | (H) | 88 | 70 |
| Feb. 12 | Mississippi St. | (H) | 100 | *87 |
| Feb. 17 | Florida | (A) | 94 | 83 |
| Feb. 19 | Georgia | (A) | 99 | 86 |
| Feb. 24 | Louisiana St. | (H) | 94 | 76 |
| Feb. 26 | Alabama | (H) | 111 | 95 |
| Mar. 3 | Auburn | (A) | 91 | 79 |
| Mar. 8 | Tennessee | (H) | 86 | 81 |
| **SEC CHAMPIONS** | | | | |
| NCAA TOURNAMENT | | | | |
| (Mideast Regional) | | | | |
| (Nashville, Tenn.) | | | | |
| Mar. 15 | Austin Peay | | 106 | *100 |
| **Mar. 17** | **Indiana** | | **65** | **72** |
| | | | **2341** | **2098** |

(N1) Louisville
- Leading Scorers -
Jim Andrews (6-11 Sr. C) ..... 20.1
Kevin Grevey (6-5 Soph. F) ..... 18.7
Jimmy Dan Conner (6-4 Soph. G-F) ..... 11.2
Ronnie Lyons (5-10 Jr. G) ..... 9.2
Mike Flynn (6-3 Soph. G) ..... 9.1

### 1973-74 — Won 13, Lost 13.

**UKIT Champions**
**Worst under Hall**
**Tied 4th SEC (9-9)**
**Unranked in Polls**
COACH: Joe B. Hall
CAPTAIN: Ronnie Lyons

| | | | | |
|---|---|---|---|---|
| Dec. 1 | Miami (Ohio) | (H) | 81 | 68 |
| **Dec. 3** | **Kansas** | **(A)** | **63** | **71** |
| **Dec. 8** | **Indiana** | **(N1)** | **68** | **77** |
| **Dec. 10** | **N. Carolina** | **(N2)** | **84** | **101** |
| Dec. 14 | Iowa | (A) | 88 | 80 |
| UK INVITATIONAL TOURNAMENT | | | | |
| Dec. 21 | Dartmouth | | 102 | 77 |
| Dec. 22 | Stanford (Finals) | | 78 | 77 |
| **Dec. 29** | **Notre Dame** | **(N1)** | **79** | **94** |
| **Jan. 5** | **Louisiana St.** | **(A)** | **84** | **95** |
| Jan. 7 | Georgia | (H) | 80 | 74 |
| Jan. 12 | Auburn | (H) | 79 | 58 |
| **Jan. 14** | **Tennessee** | **(A)** | **54** | **67** |
| Jan. 19 | Mississippi | (H) | 93 | 64 |
| **Jan. 21** | **Alabama** | **(A)** | **77** | **81** |
| Jan. 26 | Florida | (A) | 91 | 82 |
| **Jan. 28** | **Vanderbilt** | **(H)** | **65** | **82** |
| Feb. 2 | Mississippi St. | (A) | 82 | 70 |
| Feb. 4 | Louisiana St. | (H) | 73 | 70 |
| Feb. 9 | Georgia | (A) | 86 | 72 |
| **Feb. 11** | **Auburn** | **(A)** | **97** | ***99** |
| Feb. 16 | Tennessee | (H) | 61 | 58 |
| **Feb. 18** | **Mississippi** | **(A)** | **60** | **61** |
| **Feb. 23** | **Alabama** | **(H)** | **71** | **94** |
| **Feb. 25** | **Florida** | **(H)** | **65** | **75** |
| **Mar. 2** | **Vanderbilt** | **(A)** | **69** | **71** |
| Mar. 4 | Mississippi St. | (H) | 108 | 69 |
| | | | **2038** | **1987** |

(N1) Louisville (N2) Greensboro, N.C.
- Leading Scorers -
Kevin Grevey (6-5 Jr. F) ..... 21.9
Bob Guyette (6-9 Jr. C) ..... 12.7
Jimmy Dan Conner (6-4 Jr. F-G) ..... 12.0
Mike Flynn (6-3 Jr. G) ..... 11.5
Ronnie Lyons (5-10 Sr. G) ..... 7.8

1974 AUSTRALIAN EXHIBITION TOUR
(Not counted in Won-Lost Record)

| | | | |
|---|---|---|---|
| May 13 | Tahitian National Team | 116 | 62 |
| **May 17** | **Australia** | **87** | **97** |
| May 18 | Newcastle | 90 | 78 |
| May 19 | N.S.W. All Stars | 123 | 67 |
| May 21 | Illawaarra Hawks | 115 | 57 |
| May 22 | N.S.W. All Stars | 106 | 50 |
| May 23 | A.C.T. | 96 | 69 |
| May 25 | Bulleen Heidelberg | 88 | 83 |
| May 26 | St. Kilda Business House | 80 | 67 |
| May 27 | Nunawading | 99 | 82 |
| **May 28** | **Melbourne** | **79** | **86** |
| May 30 | Gippsland All Stars | 127 | 74 |
| May 31 | Bulleen Heidelberg | 72 | 71 |
| June 1 | Laker All Stars | 111 | 83 |
| June 3 | So. Australian All Stars | 109 | 96 |
| June 4 | So. Australian All Stars | 110 | 81 |
| June 5 | So. Australian All Stars | 111 | 84 |
| June 6 | Coburg | 108 | 82 |
| June 7 | St. Kilda Business House | 96 | 85 |
| | | **1923** | **1454** |

### 1974-75 — Won 26, Lost 5.

**SEC Co-Champions (15-3)**
**UKIT Champions**
**National Runner-up in NCAA**
**Ranked 2nd AP and 4th UPI**
COACH: Joe B. Hall
CAPTAIN: Jimmy Dan Conner

| | | | | |
|---|---|---|---|---|
| Nov. 25 | Ath. in Action + | (H) | 103 | 65 |
| Nov. 30 | Northwestern | (H) | 97 | 70 |
| Dec. 2 | Miama (O.) | (A) | 80 | 73 |
| **Dec. 7** | **Indiana** | **(A)** | **74** | **98** |
| Dec. 9 | N. Carolina | (N1) | 90 | 78 |
| UK INVITATIONAL TOURNAMENT | | | | |
| Dec. 20 | Washington St. | | 97 | 75 |
| Dec. 21 | Oklahoma St. (Finals) | | 90 | 65 |
| Dec. 23 | Kansas | (N1) | 100 | 63 |
| Dec. 28 | Notre Dame | (N1) | 113 | 96 |
| Jan. 4 | Lousiana St. | (H) | 115 | 80 |
| Jan. 6 | Georgia | (A) | 96 | 77 |
| **Jan. 11** | **Auburn** | **(A)** | **85** | **90** |
| Jan. 13 | Tennessee | (H) | 88 | 82 |
| Jan. 18 | Mississippi | (A) | 85 | 82 |
| Jan. 20 | Alabama | (H) | 74 | 69 |
| Jan. 25 | Florida | (H) | 87 | 65 |
| Jan. 27 | Vanderbilt | (A) | 91 | 90 |
| Feb. 1 | Mississippi St. | (H) | 112 | 79 |
| Feb. 3 | Louisiana St. | (A) | 77 | 76 |
| Feb. 8 | Georgia | (H) | 75 | 61 |
| Feb. 10 | Auburn | (H) | 119 | 76 |
| **Feb. 15** | **Tennessee** | **(A)** | **98** | **103** |
| Feb. 17 | Mississippi | (H) | 108 | 89 |
| Feb. 22 | Alabama | (A) | 84 | 79 |
| **Feb. 24** | **Florida** | **(A)** | **58** | **66** |
| Mar. 1 | Vanderbilt | (H) | 109 | 84 |
| Mar. 8 | Mississippi St. | (A) | 118 | 80 |
| **SEC CO-CHAMPIONS** | | | | |
| NCAA TOURNAMENT | | | | |
| (Mideast Regional) | | | | |
| (Tuscaloosa, Ala. and Dayton, Ohio) | | | | |
| Mar. 15 | Marquette | (N2) | 76 | 54 |
| Mar. 20 | Central Michigan | (N3) | 90 | 73 |
| Mar. 22 | Indiana | (N3) | 92 | 90 |
| FINALS (San Diego, Calif.) | | | | |
| Mar. 29 | Syracuse | (N4) | 95 | 79 |
| **Mar. 31** | **UCLA** | **(N4)** | **85** | **92** |
| | | | **2858** | **2434** |

(N1) Louisville (N2) Tuscaloosa, Ala
(N3) Dayton, Ohio (N4) San Diego, Calif.
- Leading Scorers -
Kevin Grevey (6-5 Sr. F) ..... 23.6
Jimmy Dan Conner (6-4 Sr. G) ..... 12.4
Rick Robey (6-10 Fr. C) ..... 10.4
Jack Givens (6-4 Fr. F) ..... 9.4
Mike Flynn (6-3 Sr. G) ..... 9.0
Bob Guyette (6-9 Sr. F) ..... 8.6

### 1975-76 — Won 20, Lost 10.

**UKIT Champions**
**NIT Champions**
**Tied 4th SEC (11-7) Unranked in Polls**
**COACH: Joe B. Hall**

| Date | Team | Site | Ky. | Opp. |
|---|---|---|---|---|
| CAPTAIN: Jack Givens | | | | |
| Nov. 22 | Yugoslavia (EXH) + | (H) | 75 | 74 |
| **Dec. 1** | **Northwestern** | **(A)** | **77** | **89** |
| **Dec. 8** | **N. Carolina** | **(N1)** | **77** | **90** |
| Dec. 10 | Miami | (H) | 91 | 69 |
| Dec. 13 | Kansas | (A) | 54 | 48 |
| **Dec. 15** | **Indiana** | **(N2)** | **68** | ***77** |
| UK INVITATIONAL TOURNAMENT | | | | |
| Dec. 19 | Georgia Tech | | 66 | 64 |
| Dec. 20 | Oregon St. (Finals) | | 82 | 74 |
| Dec. 30 | Notre Dame | (N2) | 79 | 77 |
| **Jan. 3** | **Mississippi St.** | **(A)** | **73** | **77** |
| **Jan. 5** | **Alabama** | **(A)** | **63** | **76** |
| **Jan. 10** | **Tennessee** | **(H)** | **88** | ***90** |
| Jan. 2 | Georgia | (H) | 92 | 76 |
| Jan. 17 | Vanderbilt | (H) | 77 | 76 |
| Jan. 24 | Florida | (A) | 89 | 82 |
| **Jan. 26** | **Auburn** | **(A)** | **84** | ***91** |
| Jan. 31 | Mississippi | (H) | 89 | 81 |
| Feb. 2 | Louisiana St. | (H) | 85 | 71 |
| **Feb. 7** | **Tennessee** | **(A)** | **85** | **92** |
| **Feb. 9** | **Georgia** | **(A)** | **81** | **86** |
| **Feb. 14** | **Vanderbilt** | **(A)** | **65** | **69** |
| Feb. 21 | Florida | (H) | 96 | 89 |
| Feb. 23 | Auburn | (H) | 93 | 82 |
| Feb. 28 | Mississippi | (A) | 94 | 87 |
| Mar. 1 | Louisiana St. | (A) | 85 | 70 |
| Mar. 6 | Alabama | (H) | 90 | 85 |
| Mar. 8 | Mississippi St. | (H) | 94 | *93 |
| NATIONAL INVITATION TOURNAMENT | | | | |
| (New York) | | | | |
| Mar. 13 | Niagara | | 67 | 61 |
| Mar. 16 | Kansas St. | | 81 | 78 |
| Mar. 18 | Providence | | 79 | 78 |
| Mar. 21 | U.N.C. Charlotte | | 71 | 67 |
| (Finals) | | | | |
| | | | **2415** | **2345** |

**NIT CHAMPIONS**
(N1) Charlotte, N.C. (N2) Louisville
- Leading Scorers -
Jack Givens (6-4 Soph. F) ..... 20.1
Mike Phillips (6-10 Soph. C) ..... 15.6
Larry Johnson (6-2 Jr. G) ..... 11.2
James Lee (6-5 Soph. F) ..... 9.3
Rick Robey (6-10 Soph. C-F)* ..... 15.6
Reggie Warford (6-1 Sr. G) ..... 6.5
*Played in 12 Games.

## RUPP ARENA ERA

### 1976-77 — Won 26, Lost 4.

**SEC Co-Champions (16-2)**
**Ranked 6th AP, 5th UPI**
COACH: Joe B. Hall
CAPTAINS: Larry Johnson and Merion Haskins

| | | | | |
|---|---|---|---|---|
| Nov. 22 | Marathon Oil (EXH) + | (N1) | 110 | 93 |
| Nov. 27 | Wisconsin | (H) | 72 | 64 |
| Dec. 2 | Texas Christian | (H) | 103 | 53 |
| Dec. 6 | Indiana | (A) | 66 | 51 |
| Dec. 11 | Kansas | (H) | 90 | 63 |
| Dec. 13 | S. Carolina | (A) | 98 | 67 |
| UK INVITATIONAL TOURNAMENT | | | | |
| Dec. 17 | Bowling Green St. | | 77 | 59 |
| **Dec. 18** | **Utah (Finals)** | | **68** | **70** |
| Dec. 30 | Notre Dame | (N2) | 102 | 78 |
| Jan. 3 | Georgia | (H) | 64 | *59 |
| Jan. 8 | Vanderbilt | (A) | 64 | 62 |
| **Jan. 12** | **Tennessee** | **(H)** | **67** | ***71** |
| Jan. 15 | Auburn | (A) | 75 | 68 |
| Jan. 17 | Florida | (A) | 73 | 71 |
| Jan. 22 | Louisiana St. | (H) | 87 | 72 |
| Jan. 24 | Mississippi | (H) | 100 | 73 |
| Jan. 29 | Alabama | (A) | 87 | 85 |
| Jan. 31 | Mississippi St. | (A) | 92 | 85 |
| Feb. 5 | Vanderbilt | (H) | 113 | 73 |
| Feb. 7 | Florida St. | (N2) | 97 | 57 |
| Feb. 12 | Auburn | (H) | 89 | 82 |
| Feb. 14 | Florida | (H) | 104 | 78 |
| Feb. 19 | Louisiana St. | (A) | 90 | 76 |
| Feb. 21 | Mississippi | (A) | 81 | 69 |
| Feb. 26 | Alabama | (H) | 85 | 70 |
| Feb. 28 | Mississippi St. | (H) | 77 | 64 |
| **Mar. 5** | **Tennessee** | **(A)** | **79** | **81** |
| Mar. 1 | Georgia | (A) | 72 | 54 |
| **SEC CO-CHAMPIONS** | | | | |
| NCAA TOURNAMENT | | | | |
| (East Regional) | | | | |
| (Philadelphia, Pa. and College Park, Md.) | | | | |
| Mar. 12 | Princeton | (N3) | 72 | 58 |
| Mar. 17 | VMI | (N4) | 93 | 78 |
| **Mar. 19** | **N. Carolina** | **(N4)** | **72** | **79** |
| | | | **2509** | **2070** |

(N1) Memorial Coliseum (N2) Louisville
(N3) Philadelphia, Pa. (N4) College Park, Md.
- Leading Scorers -
Jack Givens (6-4 Jr. F) ..... 18.9
Rick Robey (6-10 Jr. F) ..... 14.2
Mike Phillips (6-10 Jr. C) ..... 12.2
Larry Johnson (6-3 Sr. G) ..... 10.7
James Lee (6-5 Jr. F) ..... 9.8
Jay Shidler (6-1 Fr. G) ..... 7.8
Truman Claytor (6-1 Soph. G) ..... 6.6

### 1977-78 — Won 30, Lost 2.

**National Champions (NCAA Tournament)**
**SEC Champions (16-2)**
**UKIT Champions**
**Ranked 1st AP and UPI**
COACH: Joe B. Hall
CAPTAINS: Jack Givens and Rick Robey

| | | | | |
|---|---|---|---|---|
| Nov. 11 | Russia (EXH) + | (N1) | 109 | 75 |
| Nov. 26 | S. Methodist | (H) | 110 | 86 |
| Dec. 5 | Indiana | (H) | 78 | 64 |
| Dec. 10 | Kansas | (A) | 73 | 66 |
| Dec. 12 | S. Carolina | (H) | 84 | 65 |
| UK INVITATIONAL TOURNAMENT | | | | |
| Dec. 16 | Portland St. | | 114 | 88 |
| Dec. 17 | St. John's (Finals) | | 102 | 72 |
| Dec. 23 | Iona | (H) | 104 | 65 |
| Dec. 31 | Notre Dame | (N2) | 73 | 68 |
| Jan. 2 | Vanderbilt | (H) | 72 | 59 |
| Jan. 7 | Florida | (A) | 86 | 67 |
| Jan. 9 | Auburn | (A) | 101 | 77 |
| Jan. 14 | Louisiana St. | (H) | 96 | 76 |
| Jan. 16 | Mississippi | (H) | 76 | 56 |
| Jan. 21 | Mississippi St. | (A) | 75 | 65 |
| **Jan. 23** | **Alabama** | **(A)** | **62** | **78** |
| Jan. 30 | Georgia | (H) | 90 | 73 |
| Feb. 4 | Florida | (H) | 88 | 61 |
| Feb. 6 | Auburn | (H) | 104 | 81 |
| **Feb. 11** | **Louisiana St.** | **(A)** | **94** | ***95** |
| Feb. 13 | Mississippi | (A) | 64 | 52 |
| Feb. 15 | Tennessee | (H) | 90 | 77 |
| Feb. 18 | Mississippi St. | (H) | 58 | 56 |
| Feb. 20 | Alabama | (H) | 97 | 84 |
| Feb. 25 | Tennessee | (A) | 68 | 57 |
| Feb. 27 | Georgia | (A) | 78 | 67 |
| Mar. 4 | Nevada-Las Vegas | (H) | 92 | 70 |
| Mar. 6 | Vanderbilt | (A) | 78 | 68 |
| **SEC CHAMPIONS** | | | | |
| NCAA TOURNAMENT | | | | |
| (Mideast Regionals) | | | | |
| (Knoxville, Tenn., and Dayton, Ohio) | | | | |
| Mar. 11 | Florida St. | (N3) | 85 | 76 |
| Mar. 16 | Miami (Ohio) | (N4) | 91 | 69 |
| Mar. 18 | Michigan St. | (N4) | 52 | 49 |
| FINALS | | | | |
| (St. Louis, Mo.) | | | | |
| Mar. 25 | Arkansas | (N5) | 64 | 59 |
| Mar. 27 | Duke | (N5) | 94 | 88 |
| | | | **2693** | **2234** |

**NATIONAL COLLEGIATE CHAMPIONS FOR FIFTH TIME**
(N1) Memorial Coliseum (N2) Louisville
(N3) Knoxville, Tenn. (N4) Dayton, Ohio
(N5) St. Louis, Mo.
- Leading Scorers -
Jack Givens (6-4 Sr. F) ..... 18.1
Rick Robey (6-10 Sr. F) ..... 14.4
Kyle Macy (6-3 Soph. G) ..... 12.5
James Lee (6-5 Sr. F) ..... 11.3
Mike Phillips (6-10 Sr. C) ..... 10.2
Truman Claytor (6-1 Jr. G) ..... 6.9

1978 JAPAN EXHIBITION TOUR
(All Games vs. Japan National Team)
(Not Counted in Won-Lost Record)

| | | | |
|---|---|---|---|
| June 13 | at Tokyo | 104 | 71 |
| June 15 | at Niigata | 102 | 89 |
| June 18 | at Nagoya | 97 | 59 |
| June 19 | at Osaka | 87 | 82 |
| June 20 | at Fukuoka | 88 | 61 |
| June 22 | at Nagasaki | 122 | 79 |
| June 24 | at Tokyo | 125 | 57 |
| | | **705** | **498** |

### 1978-79 — Won 19, Lost 12.

**SEC Tournament Runner-up**
**Unranked in Polls**
COACH: Joe B. Hall
CAPTAINS: Dwane Casey and Truman Claytor

| | | | | |
|---|---|---|---|---|
| Nov. 26 | Poland (EXH) + | (H) | 80 | 68 |
| Dec. 2 | LaSalle | (H) | 109 | 77 |
| Dec. 4 | West Texas | (H) | 121 | 67 |
| Dec. 9 | Kansas | (H) | 67 | *66 |
| **Dec. 16** | **Indiana** | **(A)** | **67** | ***68** |

# ALL-TIME RESULTS 1903-90

| Date | Team | Site | Ky. | Opp. |
|---|---|---|---|---|
| **1978-79 Continued** | | | | |
| | UK INVITATIONAL TOURNAMENT | | | |
| **Dec. 22** | **Texas A&M** | | **69** | **73** |
| Dec. 23 | Syracuse | | 94 | 87 |
| Dec. 30 | Notre Dame | (N1) | 81 | 76 |
| **Jan. 3** | **Florida** | **(A)** | **65** | **76** |
| **Jan. 6** | **Louisiana St.** | **(H)** | **89** | **93** |
| Jan. 8 | Mississippi | (H) | 90 | 64 |
| **Jan. 13** | **Alabama** | **(A)** | **52** | **55** |
| **Jan. 15** | **Mississippi St.** | **(A)** | **61** | **63** |
| **Jan. 20** | **Tennessee** | **(H)** | **55** | **66** |
| Jan. 22 | Georgia | (H) | 73 | 64 |
| Jan. 25 | Auburn | (A) | 86 | *83 |
| Jan. 27 | Florida | (H) | 87 | 81 |
| Jan. 2 | Auburn | (H) | 66 | 59 |
| **Feb. 3** | **Louisiana St.** | **(A)** | **61** | **70** |
| Feb. 5 | Mississippi | (A) | 87 | 82 |
| **Feb. 7** | **Vanderbilt** | **(A)** | **58** | **68** |
| Feb. 10 | Alabama | (H) | 80 | 71 |
| Feb. 12 | Mississippi St. | (H) | 80 | 65 |
| **Feb. 17** | **Tennessee** | **(A)** | **84** | **101** |
| Feb. 19 | Georgia | (A) | 90 | 74 |
| Feb. 23 | Vanderbilt | (H) | 96 | 70 |
| Feb. 25 | S. Carolina | (A) | 79 | 74 |
| | SEC TOURNAMENT (Birmingham, Ala.) | | | |
| Feb. 28 | Mississippi | | 82 | 77 |
| Mar. 1 | Alabama | | 101 | 100 |
| Mar. 2 | Louisiana St. | | 80 | 67 |
| **Mar. 3** | **Tennessee** | | **69** | ***75** |
| | NATIONAL INVITATION TOURNAMENT (Lexington) | | | |
| **Mar. 7** | **Clemson** | | **67** | **68** |
| | | | **2446** | **2280** |

(N1) Louisville

- Leading Scorers -

Kyle Macy (6-3 Jr. G) . . . . . 15.2
Dwight Anderson (6-3 Fr. G) . . . . . 13.3
LaVon Williams (6-6 Jr. F) . . . . . 11.5
Fred Cowan (6-8 Soph. C-F) . . . . . 9.4
Truman Claytor (6-1 Sr. G) . . . . . 8.7

## 1979-80 — Won 29, Lost 6.

**SEC Champions**
**SEC Tournament Runner-up**
**UKIT Champions**
**Great Alaska Shootout Champions**
**Ranked 4th AP, 3rd UPI**
COACH: Joe B. Hall
CAPTAIN: Kyle Macy

| | | | | |
|---|---|---|---|---|
| **Nov. 17** | **Duke** | **(N1)** | **76** | ***82** |
| Nov. 30 | Bradley | (N2) | 79 | 58 |
| Dec. 1 | Alaska | (N2) | 97 | 68 |
| Dec. 2 | Iona | (N2) | 57 | 50 |
| Dec. 8 | Baylor | (H) | 80 | 46 |
| Dec. 10 | S. Carolina | (H) | 126 | 81 |
| Dec. 12 | Kansas | (A) | 57 | 56 |
| Dec. 15 | Indiana | (H) | 69 | 58 |
| Dec. 17 | Georgia | (N3) | 95 | 69 |
| | UK INVITATIONAL TOURNAMENT | | | |
| Dec. 21 | California | | 78 | 52 |
| Dec. 22 | Purdue | | 61 | 60 |
| Dec. 29 | Notre Dame | (N4) | 86 | 80 |
| Jan. 2 | Auburn | (H) | 67 | 65 |
| **Jan. 5** | **Tennessee** | **(A)** | **47** | **49** |
| Jan. 9 | Mississippi | (A) | 79 | 73 |
| **Jan. 12** | **Alabama** | **(H)** | **64** | **78** |
| Jan. 17 | Florida | (A) | 76 | 63 |
| Jan. 19 | Vanderbilt | (H) | 106 | 90 |
| Jan. 23 | Mississippi St. | (A) | 89 | 67 |
| Jan. 26 | Georgia | (H) | 56 | 49 |
| **Jan. 28** | **Louisiana St.** | **(H)** | **60** | **65** |
| Jan. 30 | Auburn | (A) | 64 | 62 |
| Feb. 2 | Tennessee | (H) | 83 | 75 |
| Feb. 6 | Mississippi | (H) | 86 | 72 |
| Feb. 9 | Alabama | (A) | 72 | 63 |
| Feb. 13 | Florida | (H) | 95 | 70 |
| Feb. 15 | Vanderbilt | (A) | 91 | 73 |
| Feb. 17 | Nevada-Las Vegas | (A) | 74 | 69 |
| Feb. 20 | Mississippi St. | (H) | 71 | 65 |
| Feb. 24 | Louisiana St. | (A) | 76 | *74 |
| | **SEC CHAMPIONS** SEC TOURNAMENT (Birmingham, Ala.) | | | |
| Feb. 28 | Auburn | | 69 | 61 |
| Feb. 29 | Mississippi | | 70 | 67 |
| **Mar. 1** | **Louisiana St.** | | **78** | **80** |
| | NCAA TOURNAMENT (Mideast Regional) (Bowling Green and Lexington) | | | |
| Mar. 8 | Florida St. | (N5) | 97 | 78 |
| **Mar. 13** | **Duke** | **(H)** | **54** | **55** |
| | | | **2685** | **2323** |

| Date | Team | Site | Ky. | Opp. |
|---|---|---|---|---|

(N1) Springfield, Mass. (N2) Anchorage, Alaska
(N3) Atlanta (N4) Louisville
(N5) Bowling Green

- Leading Scorers -

Kyle Macy (6-3 Sr. G) . . . . . 15.4
Sam Bowie (7-1 Fr. C) . . . . . 12.9
Fred Cowan (6-8 Jr. F) . . . . . 12.5
LaVon Williams (6-7 Sr. F) . . . . . 7.5
Jay Shidler (6-1 Sr. G) . . . . . 6.2

## 1980-81 — Won 22, Lost 6.

**SEC Runner-up**
**UKIT Champions**
**Ranked 8th AP and UPI**
COACH: Joe B. Hall
CAPTAIN: Chuck Verderber

| | | | | |
|---|---|---|---|---|
| Nov. 1 | E. Tennessee | (H) | 62 | 57 |
| Dec. 3 | Ohio St. | (H) | 70 | 64 |
| Dec. 6 | Indiana | (A) | 68 | 66 |
| Dec. 13 | Kansas | (H) | 87 | 73 |
| | UK INVITATIONAL TOURNAMENT | | | |
| Dec. 19 | Alaska | | 91 | 56 |
| Dec. 20 | Alabama-Birmingham | | 61 | 53 |
| **Dec. 27** | **Notre Dame** | **(N1)** | **61** | **67** |
| Dec. 30 | Maine | (H) | 100 | 54 |
| Jan. 3 | Georgia | (H) | 76 | 62 |
| Jan. 7 | Auburn | (A) | 79 | 66 |
| Jan. 10 | Tennessee | (H) | 48 | 47 |
| Jan. 14 | Mississippi | (H) | 64 | 55 |
| **Jan. 17** | **Alabama** | **(A)** | **55** | **59** |
| **Jan. 19** | **Louisiana St.** | **(A)** | **67** | **81** |
| Jan. 21 | Florida | (H) | 102 | 48 |
| Jan. 24 | Vanderbilt | (A) | 78 | 64 |
| Jan. 28 | Mississippi St. | (H) | 71 | 64 |
| Jan. 31 | Georgia | (A) | 71 | 68 |
| Feb. 4 | Auburn | (H) | 102 | 74 |
| **Feb. 7** | **Tennessee** | **(A)** | **71** | **87** |
| Feb. 11 | Mississippi | (A) | 62 | 55 |
| Feb. 14 | Alabama | (H) | 77 | 62 |
| Feb. 18 | Florida | (A) | 69 | 56 |
| Feb. 21 | Vanderbilt | (H) | 80 | 48 |
| Feb. 25 | Mississippi St. | (A) | 78 | 74 |
| Mar. 1 | Louisiana St. | (H) | 73 | 71 |
| | SEC TOURNAMENT (Birmingham, Ala.) | | | |
| **Mar. 5** | **Vanderbilt** | | **55** | **60** |
| | NCAA TOURNAMENT (Mideast Regional) (Tuscaloosa, AL.) | | | |
| **Mar. 15** | **Ala.-Birmingham** | | **62** | **69** |
| | | | **2040** | **1694** |

(N1) Louisville

- Leading Scorers -

Sam Bowie (7-1 Soph. C) . . . . . 17.4
Dirk Minniefield (6-3 Soph. G) . . . . . 10.4
Derrick Hord (6-6 Soph. G-F) . . . . . 8.9
Fred Cowan (6-8 Sr. F) . . . . . 8.2
Chuck Verderber (6-6 Jr. F) . . . . . 7.5

## 1981-82 — Won 22, Lost 8.

**SEC Co-Champions**
**UKIT Champions**
**Ranked 8th AP, 9th UPI**
COACH: Joe B. Hall
CAPTAIN: Chuck Verderber

| | | | | |
|---|---|---|---|---|
| Nov. 28 | Akron | (H) | 83 | 64 |
| Dec. 5 | Ohio St. | (A) | 78 | 62 |
| Dec. 8 | Indiana | (H) | 85 | 69 |
| Dec. 12 | Kansas | (A) | 77 | *74 |
| | UK INVITATIONAL TOURNAMENT | | | |
| Dec.18 | Jacksonville | (H) | 107 | 91 |
| Dec. 19 | Seton Hall | (H) | 98 | 74 |
| **Dec. 26** | **N. Carolina** | **(N1)** | **69** | **82** |
| Dec. 29 | Notre Dame | (N2) | 34 | *28 |
| Jan. 2 | Georgia | (A) | 68 | 66 |
| Jan. 6 | Auburn | (H) | 83 | 71 |
| **Jan. 9** | **Tennessee** | **(A)** | **66** | **70** |
| **Jan. 13** | **Mississippi** | **(A)** | **65** | **67** |
| Jan. 16 | Alabama | (H) | 86 | 69 |
| Jan. 20 | Florida | (A) | 91 | 76 |
| Jan. 23 | Vanderbilt | (H) | 67 | 58 |
| Jan. 25 | Louisiana St. | (H) | 76 | 65 |
| **Jan. 27** | **Mississippi St.** | **(A)** | **51** | **56** |
| Jan. 30 | Georgia | (H) | 82 | 73 |
| **Feb. 3** | **Auburn** | **(A)** | **81** | ***83** |
| Feb. 6 | Tennessee | (H) | 77 | 67 |
| Feb. 10 | Mississippi | (H) | 56 | 49 |
| Feb. 13 | Alabama | (A) | 72 | 62 |
| Feb. 17 | Florida | (H | 84 | 78 |
| Feb. 20 | Vanderbilt | (A) | 73 | 69 |
| Feb. 24 | Mississippi St. | (H) | 71 | 54 |
| **Feb. 27** | **Louisiana St.** | **(A)** | **78** | **94** |
| | **SEC CO-CHAMPIONS** SEC TOURNAMENT (Lexington) | | | |
| Mar. 4 | Auburn | | 89 | 66 |
| Mar. 5 | Mississippi | | 62 | 58 |
| **Mar. 6** | **Alabama** | | **46** | **48** |
| | NCAA MIDEAST REGIONAL | | | |
| **Mar. 4** | **Middle Tenn.** | **(N3)** | **44** | **50** |
| | | | **2199** | **2003** |

(N1) East Rutherford, N.J.
(N2) Louisville (N3) Nashville, Tenn.

- Leading Scorers -

Derrick Hord (6-6 Jr. F) . . . . . 16.3
Jim Master (6-5 Soph. G) . . . . . 13.4
Melvin Turpin (6-10 Jr. C) . . . . . 13.1
Dirk Minniefield (6-3 Jr. G) . . . . . 11.3
Charles Hurt (6-6 Jr. F) . . . . . 6.6

1982 JAPAN EXHIBITION TOUR
(Not Counted in Won-Lost Record)

| | | | |
|---|---|---|---|
| July 1 | W. Germany at Kariya | 84 | 73 |
| July 2 | France at Kyotta | 77 | 65 |
| July 4 | W. Germany at Sapporo | 82 | 72 |
| July 7 | Japan Nat. at Akita | 86 | 66 |
| July 10 | France at Moebashi | 86 | 83 |
| July 11 | Japan at Tokoyo | 106 | 71 |

Note: The Wildcats also toured Taiwan and Hong Kong during the 1982 trip. The following are results of games played there:

| | | | |
|---|---|---|---|
| July 12 | China #2 at Taipei | 86 | 63 |
| July 15 | China #1 at Hong Kong | 119 | 48 |

## 1982-83 — Won 23, Lost 8.

**SEC Champions**
**UKIT Champions**
**Ranked 12th AP and UPI**
COACH: Joe B. Hall
CAPTAIN: Charles Hurt

| | | | | |
|---|---|---|---|---|
| Nov. 27 | Butler | (H) | 90 | 53 |
| Dec. 1 | Notre Dame | (A) | 58 | 45 |
| Dec. 4 | Villanova | (H) | 93 | 79 |
| Dec. 7 | Detroit | (H) | 83 | 46 |
| Dec. 11 | Illinois | (H) | 76 | 57 |
| | UK INVITATIONAL TOURNAMENT | | | |
| Dec. 17 | Duquesne | (H) | 55 | 42 |
| Dec. 18 | Tulane | (H) | 80 | 61 |
| **Dec. 22** | **Indiana** | **(A)** | **59** | **62** |
| Dec. 29 | Kansas | (N1) | 83 | 62 |
| Jan. 3 | Mississippi | (H) | 72 | 60 |
| Jan. 5 | Louisiana St. | (H) | 52 | 50 |
| **Jan. 8** | **Alabama** | **(A)** | **67** | **74** |
| Jan. 10 | Mississippi St. | (A) | 59 | 53 |
| **Jan. 15** | **Auburn** | **(H)** | **67** | **75** |
| Jan. 17 | Florida | (H) | 70 | 63 |
| Jan. 22 | Vanderbilt | (A) | 82 | *77 |
| **Jan. 29** | **Georgia** | **(A)** | **63** | **70** |
| **Jan. 31** | **Tennessee** | **(A)** | **63** | **65** |
| Feb. 5 | Alabama | (H) | 76 | 70 |
| Feb. 8 | Mississippi St. | (H) | 88 | 67 |
| Feb. 12 | Auburn | (A) | 71 | 69 |
| Feb. 14 | Florida | (A) | 73 | 61 |
| Feb. 19 | Vanderbilt | (H) | 82 | 63 |
| Feb. 26 | Georgia | (H) | 81 | 72 |
| Feb. 27 | Tennessee | (H) | 69 | 61 |
| Mar. 3 | Mississippi | (A) | 61 | 58 |
| **Mar. 5** | **Louisiana St.** | **(A)** | **60** | **74** |
| | **SEC CHAMPIONS** SEC TOURNAMENT (Birmingham, Ala.) | | | |
| **Mar. 11** | **Alabama** | **(N2)** | **64** | **69** |
| | NCAA MIDEAST REGION (First Round) | | | |
| Mar. 19 | Ohio | (N3) | 57 | 40 |
| | NCAA MIDEAST REGION | | | |
| Mar. 24 | Indiana | (N4) | 64 | 59 |
| **Mar. 26** | **Louisville** | **(N4)** | **68** | ***80** |
| | | | **2186** | **1927** |

(N1) Louisville (N2) Birmingham, Ala.
(N3) Tampa, Fla. (N4) Knoxville, Tenn.

- Leading Scorers -

Melvin Turpin (6-11 Jr. C) . . . . . 15.1
Jim Master (6-5 Jr. G) . . . . . 12.5
Derrick Hord (6-6 Sr. F) . . . . . 8.9
Dirk Minniefield (6-3 Sr. G) . . . . . 8.6
Charles Hurt (6-6 Sr. F) . . . . . 8.2

## 1983-84 — Won 29, Lost 5.

**NCAA Mideast Region Champions**
**SEC Tournament Champions**
**SEC Champions**

| Date | Team | Site | Ky. | Opp. |
|---|---|---|---|---|
| **UKIT Champions** | | | | |
| **Ranked 3rd AP and UPI** | | | | |
| COACH: Joe B. Hall | | | | |
| CAPTAIN: Dicky Beal | | | | |
| Nov. 26 | Louisville | (H) | 65 | 44 |
| Dec. 3 | Indiana | (H) | 59 | 54 |
| Dec. 10 | Kansas | (A) | 72 | 50 |
| | UK INVITATIONAL TOURNAMENT | | | |
| Dec. 16 | Wyoming | (H) | 66 | 40 |
| Dec. 17 | Brigham Young | (H) | 93 | 59 |
| Dec. 20 | Cincinnati | (A) | 24 | 11 |
| Dec. 24 | Illinois | (A) | 56 | 54 |
| Dec. 28 | Purdue | (N1) | 86 | 67 |
| Jan. 2 | Mississippi | (A) | 68 | 55 |
| Jan. 7 | Louisiana St. | (A) | 96 | 80 |
| Jan. 9 | Alabama | (H) | 76 | 66 |
| Jan. 11 | Mississippi St. | (H) | 51 | 42 |
| **Jan. 13** | **Auburn** | **(A)** | **63** | **82** |
| **Jan. 17** | **Florida** | **(A)** | **57** | **69** |
| Jan. 20 | Vanderbilt | (H) | 67 | 46 |
| Jan. 22 | Houston | (H) | 74 | 67 |
| Jan. 28 | Georgia | (H) | 64 | 40 |
| Jan. 30 | Tennessee | (H) | 93 | 74 |
| **Feb. 4** | **Alabama** | **(A)** | **62** | **69** |
| Feb. 6 | Mississippi St. | (A) | 77 | 58 |
| Feb. 11 | Auburn | (H) | 84 | 64 |
| Feb. 13 | Florida | (H) | 67 | 65 |
| Feb. 19 | Vanderbilt | (A) | 58 | 54 |
| Feb. 25 | Georgia | (A) | 66 | 64 |
| **Feb. 27** | **Tennessee** | **(A)** | **58** | **63** |
| Mar. 1 | Mississippi | (H) | 76 | 57 |
| Mar. 3 | Louisiana St. | (H) | 90 | 68 |
| | **SEC CHAMPIONS** SEC TOURNAMENT (Nashville, Tenn.) | | | |
| Mar. 8 | Georgia | (N2) | 92 | 79 |
| Mar. 9 | Alabama | (N2) | 48 | 46 |
| Mar. 10 | Auburn | (N2) | 51 | 49 |
| | **SEC TOURNAMENT CHAMPIONS** NCAA MIDEAST REGION (First Round) | | | |
| Mar. 17 | Brigham Young | (N3) | 93 | 68 |
| | NCAA MIDEAST REGION | | | |
| Mar. 22 | Louisville | (H) | 72 | 67 |
| Mar. 24 | Illinois | (H) | 54 | 51 |
| | NCAA FINAL FOUR | | | |
| **Mar. 31** | **Georgetown** | **(N4)** | **40** | **53** |
| | | | **2318** | **1975** |

(N1) Louisville (N2) Nashville, Tenn.
(N3) Birmingham, Ala. (N4) Seattle, Wash.

- Leading Scorers -

Melvin Turpin (6-11 Sr. C) . . . . . 15.2
Kenny Walker (6-8 Soph. F) . . . . . 12.4
Sam Bowie (7-1 Sr. F) . . . . . 10.5
Jim Master (6-5 Sr. G) . . . . . 9.6
Winston Bennett (6-7 Fr. F) . . . . . 6.5

## 1984-85 — Won 18, Lost 13.

**NCAA "Final 16"**
**Tied for Third in SEC**
**UKIT Champions**
**Unranked in Polls**
COACH: Joe B. Hall
CAPTAIN: Winston Bennett , Kenny Walker

| | | | | |
|---|---|---|---|---|
| Nov. 27 | Toledo | (H) | 63 | 54 |
| **Dec. 1** | **Purdue** | **(A)** | **56** | **66** |
| **Dec. 4** | **So. Methodist** | **(H)** | **54** | **56** |
| **Dec. 8** | **Indiana** | **(A)** | **68** | **81** |
| **Dec. 15** | **Louisville** | **(A)** | **64** | **71** |
| | UK INVITATIONAL TOURNAMENT | | | |
| Dec. 21 | E. Tennessee St. | (H) | 69 | 54 |
| Dec. 22 | Cincinnati | (H) | 66 | 55 |
| Dec. 31 | Kansas | (N1) | 92 | 89 |
| Jan. 2 | Auburn | (H) | 68 | 61 |
| Jan. 5 | N. Carolina St. | (H) | 78 | 62 |
| Jan. 7 | Vanderbilt | (H) | 75 | 58 |
| Jan. 9 | Mississippi | (A) | 57 | 45 |
| **Jan. 12** | **Alabama** | **(A)** | **58** | **60** |
| Jan. 16 | Mississippi St. | (H) | 58 | 57 |
| **Jan. 19** | **Florida** | **(H)** | **55** | **67** |
| **Jan. 23** | **Georgia** | **(A)** | **73** | **81** |
| **Jan. 27** | **Tennessee** | **(A)** | **65** | **81** |
| Jan. 31 | Louisiana St. | (H) | 53 | 43 |
| Feb. 2 | Auburn | (A) | 49 | *47 |
| Feb. 7 | Vanderbilt | (A) | 68 | 62 |
| Feb. 9 | Mississippi | (H) | 67 | 52 |
| Feb. 13 | Alabama | (H) | 51 | 48 |
| **Feb. 16** | **Mississippi St.** | **(A)** | **69** | **82** |
| Feb. 29 | Florida | (A) | 76 | 68 |
| **Feb. 24** | **Georgia** | **(H)** | **77** | **79** |
| Feb. 28 | Tennessee | (H) | 92 | 67 |

# ALL-TIME RESULTS 1903-90

| Date | Team | Site | Ky. | Opp. |
|---|---|---|---|---|
| **1984-85 Continued** | | | | |
| **Mar. 2** | **Louisiana St.** | **(A)** | **61** | **67** |
| | SEC TOURNAMENT (Birmingham) | | | |
| **Mar. 7** | **Florida** | **(N2)** | **55** | **58** |
| | NCAA WEST REGIONAL (First Round) | | | |
| Mar. 14 | Washington | (N3) | 66 | 58 |
| Mar. 16 | Nevada-Las Vegas | (N3) | 64 | 61 |
| | NCAA WEST REGIONAL | | | |
| **Mar. 22** | **St. John's** | **(N4)** | **70** | **86** |
| | | | **2037** | **1918** |

(N1) Louisville (N2) Birmingham (N3) Salt Lake City, Utah (N4) Denver, Colorado

- Leading Scorers -

Kenny Walker (6-8 Jr. F) . . . . . 22.9
Ed Davender (6-1 Fr. G) . . . . . 8.5
Winston Bennett (6-7 Soph. F) . . . . . 7.2
Bret Bearup (6-9 Sr. C) . . . . . 6.3
James Blackmon (6-2 Soph. G) . . . . . 5.4
Roger Harden (6-1 Jr. G) . . . . . 5.3

* Denotes 1 overtime period.
# Exhibition Not counted in won-lost record.

## EDDIE SUTTON ERA

### 1985-86 Won 32, Lost 4

**NCAA "Final Eight"**
**SEC Champions**
**SEC Tournament Champions**
**Ranked Third AP and UPI**
COACH: Eddie Sutton
CAPTAINS: Kenny Walker, Roger Harden and Leroy Byrd

| | | | | |
|---|---|---|---|---|
| Nov. 22 | Northwestern (La). St. | (H) | 77 | 58 |
| Nov. 26 | Chaminade | (A) | 89 | 57 |
| Nov. 27 | Hawaii | (A) | 98 | 65 |
| Dec. 3 | Cincinnati | (H) | 84 | 54 |
| Dec. 7 | Indiana | (H) | 63 | 58 |
| **Dec. 14** | **Kansas** | **(A)** | **66** | **83** |
| | UK INVITATIONAL TOURNAMENT | | | |
| Dec. 20 | East Carolina | (H) | 86 | 52 |
| Dec. 21 | Pepperdine | (H) | 88 | 56 |
| Dec. 28 | Louisville | (H) | 69 | 64 |
| Dec. 30 | Va. Military Inst. | (N1) | 93 | 55 |
| Jan. 4 | Vanderbilt | (A) | 80 | 71 |
| **Jan. 6** | **Auburn** | **(A)** | **56** | **60** |
| Jan. 8 | Mississippi | (H) | 75 | 58 |
| Jan. 11 | Alabama | (H) | 76 | 52 |
| Jan. 15 | Mississippi St. | (A) | 64 | 52 |
| Jan. 18 | Florida | (A) | 72 | 55 |
| Jan. 23 | Georgia | (H) | 74 | 69 |
| Jan. 25 | Tennessee | (H) | 74 | 57 |
| Jan. 29 | LSU | (A) | 54 | 52 |
| Jan. 31 | Auburn | (H) | 81 | 71 |
| **Feb. 2** | **N. Carolina State** | **(A)** | **51** | **54** |
| Feb. 5 | Vanderbilt | (H) | 73 | 65 |
| Feb. 8 | Mississippi | (A) | 62 | 58 |
| Feb. 13 | Alabama | (A) | 73 | 71 |
| Feb. 15 | Mississippi St. | (H) | 88 | 62 |
| Feb. 19 | Florida | (H) | 80 | 69 |
| Feb. 22 | Georgia | (A) | 80 | 75 |
| Feb. 27 | Tennessee | (A) | 62 | 60 |
| Mar. 1 | LSU | (H) | 68 | 57 |
| | **SEC CHAMPIONS** | | | |
| | SEC TOURNAMENT (Lexington) | | | |
| Mar. 6 | Mississippi | (H) | 95 | 69 |
| Mar. 7 | Louisiana St. | (H) | 61 | 58 |
| Mar. 8 | Alabama | (H) | 83 | 72 |
| | **SEC TOURNAMENT CHAMPIONS** | | | |
| | NCAA SOUTHEAST REGIONAL First/Second Round | | | |
| Mar. 14 | Davidson | (N2) | 75 | 55 |
| Mar. 16 | Western Kentucky | (N2) | 71 | 64 |
| | NCAA SOUTHEAST REGIONAL | | | |
| Mar. 20 | Alabama | (N3) | 68 | 63 |
| **Mar. 22** | **Louisiana St.** | **(N3)** | **57** | **59** |
| | | | **2666** | **2210** |

(N1) Louisville (N2) Charlotte, N.C (N3) Atlanta

- Leading Scorers -

Kenny Walker (6-8 Sr. F) . . . . . 20.0
Winston Bennett (6-7 Jr. F) . . . . . 12.7
Ed Davender (6-2 So. G) . . . . . 11.5
James Blackmon (6-3, Jr. G) . . . . . 9.4
Roger Harden (6-1, Sr. G) . . . . . 6.8

1986 JAPAN TOUR
(Not Counted in Won-Lost Record)

| | | | |
|---|---|---|---|
| June 21* | Japan at Tokyo | 80 | 55 |
| June 22* | Finland at Tokyo | 87 | 67 |
| June 24 | Finland at Sendai | 82 | 65 |
| June 26 | Japan at Niigata | 79 | 73 |
| June 28 | Finland at Ohtsu | 80 | 56 |
| **June 29** | **Czech. at Sapporo** | **74** | **80** |

*Kirin World Tournament Hong Kong Game

| | | | | |
|---|---|---|---|---|
| July 2 | S. China | | 87 | 45 |

### 1986-87 - Won 18, Lost 11

**NCAA Tournament**
**UKIT Champions**
**SEC Third Place**
**Unranked in Polls**
COACH: Eddie Sutton
CAPTAINS: James Blackmon and Paul Andrews

| | | | | |
|---|---|---|---|---|
| Nov. 29 | Austin Peay | (H) | 71 | 69 |
| Dec. 2 | Texas Tech | (H) | 66 | 60 |
| **Dec. 6** | **Indiana** | **(A)** | **66** | **71** |
| Dec. 13 | Lamar | (H) | 71 | 56 |
| | UK INVITATIONAL TOURNAMENT | | | |
| Dec. 19 | Iona | (H) | 75 | 59 |
| Dec. 20 | Boston Univ. | (H) | 81 | 69 |
| Dec. 27 | Louisville | (A) | 85 | 51 |
| **Dec. 30** | **Georgia** | **(N1)** | **65** | **69** |
| Jan. 3 | Auburn | (A) | 63 | 60 |
| **Jan. 7** | **Alabama** | **(H)** | **55** | **69** |
| **Jan. 10** | **Tennessee** | **(A)** | **68** | **75** |
| Jan. 12 | Mississippi State | (A) | 57 | 49 |
| Jan. 14 | Florida | (H) | 67 | 62 |
| **Jan. 18** | **LSU** | **(H)** | **41** | **76** |
| Jan. 21 | Vanderbilt | (A) | 71 | 65 |
| Jan. 25 | Navy | (H) | 80 | 69 |
| **Jan. 29** | **Ole Miss** | **(A)** | **65** | **76** |
| Jan. 31 | Mississippi State | (H) | 50 | 36 |
| Feb. 4 | Auburn | (H) | 75 | 71 |
| Feb. 7 | Alabama | (A) | 70 | 69 |
| Feb. 11 | Tennessee | (H) | 91 | *84 |
| **Feb. 14** | **Florida** | **(A)** | **56** | **74** |
| Feb. 19 | Vanderbilt | (H) | 65 | 54 |
| **Feb. 21** | **LSU** | **(A)** | **52** | **65** |
| **Feb. 25** | **Georgia** | **(A)** | **71** | **79** |
| Feb. 28 | Ole Miss | (H) | 64 | 63 |
| Feb. 29 | Oklahoma | (H) | 75 | 74 |
| | SEC TOURNAMENT (Atlanta) | | | |
| **Mar. 6** | **Auburn** | **(N2)** | **72** | **79** |
| | NCAA SOUTHEAST REGIONAL First/Second Round | | | |
| **Mar. 13** | **Ohio State** | **(N2)** | **77** | **91** |
| | | | **1965** | **1944** |

(N1) Freedom Hall, Louisville
(N2) The Omni, Atlanta

- Leading Scorers -

Rex Chapman (6-4 Fr.) . . . . . 16.0
Ed Davender (6-3 Jr.) . . . . . 15.2
Richard Madison (6-7 Jr.) . . . . . 9.1
James Blackmon (6-3 Sr.) . . . . . 8.4
Robert Lock (6-11 Jr.) . . . . . 7.5

### 1987-88 - Won 25, Lost 5*

**UKIT Champions**
**Ranked Sixth in AP and UPI**
COACH: Eddie Sutton
CAPTAINS: Winston Bennett, Ed Davender, Cedric Jenkins, Rob Lock, Richard Madison.

| | | | | |
|---|---|---|---|---|
| Nov. 28 | Hawaii | (H) | 86 | 59 |
| Dec. 1 | Cincinnati | (H) | 101 | 77 |
| Dec. 5 | Indiana | (N1) | 82 | 76 |
| Dec. 12 | Louisville | (H) | 76 | 75 |
| | UK INVITATIONAL TOURNAMENT | | | |
| Dec. 18 | Miami (Ohio) | (H) | 85 | 71 |
| Dec. 19 | N.C.-Charlotte | (H) | 84 | 81 |
| Dec. 28 | Alaska | (H) | 100 | 58 |
| Dec. 31 | Vanderbilt | (H) | 81 | 74 |
| Jan. 2 | Georgia | (A) | 84 | 77 |
| Jan. 6 | Mississippi St. | (H) | 93 | 52 |
| **Jan. 9** | **Auburn** | **(H)** | **52** | **53** |
| Jan. 13 | Alabama | (A) | 63 | 55 |
| Jan. 16 | Tennessee | (H) | 83 | 65 |
| **Jan. 20** | **Florida** | **(H)** | **56** | **58** |
| Jan. 23 | LSU | (A) | 76 | 61 |
| **Jan. 27** | **Vanderbilt** | **(A)** | **66** | **83** |
| Jan. 31 | Notre Dame | (N2) | 78 | 69 |
| Feb. 3 | Ole Miss | (H) | 94 | 65 |
| Feb. 6 | Mississippi St. | (A) | 83 | 59 |
| Feb. 10 | Auburn | (A) | 69 | 62 |
| Feb. 13 | Alabama | (H) | 82 | 68 |
| **Feb. 17** | **Tennessee** | **(A)** | **70** | **72** |
| **Feb. 20** | **Florida** | **(A)** | **76** | **83** |
| Feb. 24 | LSU | (H) | 95 | 69 |
| Feb. 28 | Syracuse | (H) | 62 | 58 |
| Mar. 2 | Georgia | (H) | 80 | 72 |
| Mar. 5 | Ole Miss | (A) | 78 | 71 |
| | #SEC TOURNAMENT (Baton Rouge, La.) | | | |
| Mar. 11 | Ole Miss | (N3) | 82 | 64 |
| Mar. 12 | LSU | (N3) | 86 | 80 |
| Mar. 13 | Georgia | (N3) | 62 | 57 |
| | | | **2365** | **2024** |

(N1) Indianapolis; (N2) Louisville; (N3) Baton Rouge, La.

- Leading Scorers -

Rex Chapman (6-4 So.) . . . . . 19.0
Ed Davender (6-3 Sr.) . . . . . 15.7
Winston Bennett (6-7 Sr.) . . . . . 15.3
Rob Lock (6-11 Sr.) . . . . . 10.9
Eric Manuel (6-6 Fr.) . . . . . 7.1

* As part of sanctions imposed upon the UK basketball program in 1989, the National Collegiate Athletic Association ordered Kentucky to erase from the record three NCAA tournament games from the 1987-88 season. Kentucky's 99-84 win over Southern, a 90-81 win over Maryland and an 80-74 loss to Villanova have been deleted from the records, thus changing the 1987-88 season record from 27-6 to 25-5.

# The presidents of the Southeastern Conference institutions voted to strip Kentucky of the 1987-88 SEC regular-season and SEC Tournament championships. Kentucky was not forced to forfeit any of those regular-season or tournament games.

### 1988-89 - Won 13, Lost 19

COACH: Eddie Sutton
CAPTAIN: Mike Scott

| | | | | |
|---|---|---|---|---|
| **Nov. 19** | **Duke** | **(N1)** | **55** | **80** |
| Nov. 25 | Iona | (N2) | 56 | 54 |
| **Nov. 26** | **Seton Hall** | **(N2)** | **60** | **63** |
| Nov. 28 | California | (N2) | 89 | 71 |
| **Dec. 3** | **Notre Dame** | **(N3)** | **65** | **81** |
| **Dec. 7** | **Northwestern St.** | **(H)** | **82** | **85** |
| Dec. 10 | Western Carolina | (H) | 78 | 60 |
| | UK INVITATIONAL TOURNAMENT | | | |
| **Dec. 16** | **Bowling Green St.** | **(H)** | **54** | **56** |
| Dec. 17 | Marshall | (H) | 91 | 78 |
| **Dec. 20** | **Indiana** | **(H)** | **52** | **75** |
| Dec. 27 | Austin Peay | (N4) | 85 | 77 |
| **Dec. 31** | **Louisville** | **(A)** | **75** | **97** |
| Jan. 4 | Georgia | (H) | 76 | 65 |
| Jan. 7 | Vanderbilt | (H) | 70 | 61 |
| Jan. 12 | Florida | (A) | 69 | 56 |
| **Jan. 14** | **LSU** | **(H)** | **62** | **64** |
| **Jan. 18** | **Alabama** | **(A)** | **64** | **76** |
| Jan. 21 | Tennessee | (A) | 66 | 65 |
| Jan. 25 | Auburn | (H) | 86 | 76 |
| **Jan. 28** | **Ole Miss** | **(A)** | **65** | **70** |
| Feb. 1 | Mississippi St. | (H) | 73 | 61 |
| **Feb. 5** | **Georgia** | **(A)** | **72** | **84** |
| **Feb. 8** | **Vanderbilt** | **(A)** | **51** | **81** |
| **Feb. 11** | **Florida** | **(H)** | **53** | **59** |
| **Feb. 15** | **LSU** | **(A)** | **80** | **99** |
| **Feb. 18** | **Alabama** | **(H)** | **67** | **71** |
| **Feb. 20** | **Auburn** | **(A)** | **75** | **77** |
| Feb. 22 | Tennessee | (H) | 76 | 71 |
| **Feb. 26** | **Syracuse** | **(A)** | **73** | **89** |
| Mar. 1 | Ole Miss | (H) | 70 | 69 |
| **Mar. 4** | **Mississippi St.** | **(A)** | **67** | **68** |
| | SEC TOURNAMENT (Knoxville, Tenn.) | | | |
| **Mar. 10** | **Vanderbilt** | **(N5)** | **63** | **77** |
| | | | **2220** | **2316** |

(N1) Springfield, Mass.; (N2) Anchorage, Alaska; (N3) Indianapolis; (N4) Louisville; (N5) Knoxville, Tenn.

- Leading Scorers -

LeRon Ellis (6-10 So.) . . . . . 16.0
Chris Mills (6-7 Fr.) . . . . . 14.3
Derrick Miller (6-5 Jr.) . . . . . 13.9
Reggie Hanson (6-7 So.) . . . . . 9.8
Sean Sutton (6-1 So.) . . . . . 5.9

## RICK PITINO ERA

### 1989-90 Won 14, Lost 14

COACH: Rick Pitino
CAPTAIN: Derrick Miller

| | | | | |
|---|---|---|---|---|
| Nov. 28 | Ohio | (H) | 76 | 73 |
| **Dec. 2** | **Indiana** | **(N1)** | **69** | **71** |
| Dec. 4 | Mississippi St. | (H) | 102 | 97 |
| Dec. 6 | Tennessee Tech | (H) | 111 | 75 |
| **Dec. 9** | **Kansas** | **(A)** | **95** | **150** |
| Dec. 19 | Furman | (H) | 104 | 73 |
| Dec. 22 | Portland | (H) | 88 | 71 |
| **Dec. 23** | **Southwestern La.** | **(H)** | **113** | ***116** |
| **Dec. 27** | **North Carolina** | **(N2)** | **110** | **121** |
| **Dec. 30** | **Louisville** | **(H)** | **79** | **86** |
| **Jan. 3** | **Georgia** | **(A)** | **91** | **106** |
| **Jan. 6** | **Vanderbilt** | **(A)** | **85** | **92** |
| Jan. 10 | Florida | (H) | 89 | 81 |
| **Jan. 13** | **LSU** | **(A)** | **81** | **94** |
| Jan. 17 | Alabama | (H) | 82 | 65 |
| Jan. 20 | Tennessee | (H) | 95 | 83 |
| **Jan. 24** | **Auburn** | **(A)** | **70** | **74** |
| Jan. 27 | Ole Miss | (H) | 98 | 79 |
| **Jan. 31** | **Mississippi St.** | **(A)** | **86** | **87** |
| Feb. 3 | Georgia | (H) | 88 | 77 |
| Feb. 7 | Vanderbilt | (H) | 100 | 73 |
| Feb. 12 | Florida | (A) | 78 | 74 |
| Feb. 15 | LSU | (H) | 100 | 95 |
| **Feb. 17** | **Alabama** | **(A)** | **58** | **83** |
| **Feb. 21** | **Tennessee** | **(A)** | **100** | **102** |
| Feb. 24 | Auburn | (H) | 98 | 95 |
| **Feb. 28** | **Ole Miss** | **(A)** | **74** | **88** |
| **Mar. 5** | **Notre Dame** | **(A)** | **67** | **80** |
| | | | **2487** | **2461** |

(N1) Indianapolis, Ind.; (N2) Louisville

- Leading Scorers -

Derrick Miller (6-5 Sr.) . . . . . 19.2
Reggie Hanson (6-7 Jr.) . . . . . 16.4
Deron Feldhaus (6-7 So.) . . . . . 14.4
John Pelphrey (6-7 So.) . . . . . 13.0
Sean Woods (6-2 So.) . . . . . 9.1

* Denotes 1 overtime period
** Denotes 2 overtime periods.
*** Denotes 3 overtime periods.

# KENTUCKY BASKETBALL MEDIA OUTLETS

## *PRINT MEDIA*

ASSOCIATED PRESS (Mike Embry)
Herald Leader Bldg., Main and Midland, Lexington, KY 40507 ..... (606) 254-2070
UNITED PRESS INTERNATIONAL (Danny Brandenberg)
State Capitol, Press Row, Frankfort, KY 40601 ..... (502) 227-8036
BILLY REED
424 Hurstbourne Pk., 9200 Shelbyville, Rd., Louisville, KY 40222
LEXINGTON HERALD-LEADER (John Clay, Jerry Tipton, John McGill, Gene Abel)
Main and Midland, Lexington, KY 40507 ..... (606) 231-3225
LOUISVILLE COURIER-JOURNAL (Pat Forde, Rick Bozich, Harry Bryant)
525 West Broadway, Louisville, KY 40202 ..... (502) 582-4011
ASHLAND DAILY INDEPENDENT (Mark Maynard)
226 17th Street, Ashland, KY ..... (606) 329-1717
BOWLING GREEN DAILY NEWS (Joe Medley)
P.O. Box 90012, Bowling Green, KY 42102 ..... (502) 781-1700
CORBIN TIMES-TRIBUNE (Jill Lewis)
201 North Kentucky Avenue, Corbin, KY 40701 ..... (606) 528-2464
KENTUCKY POST (John Donovan, Bill Peterson, Mark Tomasik)
125 East Court Street, Cincinnati, OH 45202 ..... (513) 352-2767
CINCINNATI ENQUIRER (Greg Noble)
617 Vine Street, Cincinnati, OH 45202 ..... (513) 369-1972
DANVILLE ADVOCATE-MESSENGER (Larry Vaught)
330 South Fourth Street, Danville, KY 40422 ..... (606) 236-2551
ELIZABETHTOWN NEWS-ENTERPRISE (Darrell Bird, Don Bradley)
P.O. Box 430, Elizabethtown, KY 42701 ..... (502) 769-2312
EVANSVILLE COURIER (David Johnson, Jay Stockman)
P.O. Box 268, Evansville, IN 47702 ..... (812) 424-7711
FRANKFORT STATE-JOURNAL (Phillip Case)
P.O. Box 368, Frankfort, KY 40601 ..... (502) 227-4556
GLASGOW DAILY TIMES (Loy Milam)
P.O. Box 179, Glasgow, KY 42141 ..... (502) 678-5171
HARLAN DAILY ENTERPRISE (John Henson)
P.O. Drawer E, Harlan, KY 40831 ..... (606) 573-4510
HENDERSON GLEANER (Jim Kirk)
P.O. Box 4, Henderson, KY 42420 ..... (502) 827-2000
KENTUCKY NEW ERA (Scott Burnside)
P.O. Box 729, Hopkinsville, KY 42240 ..... (502) 886-4444
MADISONVILLE MESSENGER (Jim Pickens)
P.O. Box 529, Madisonville, KY 42431 ..... (502) 821-6833
MAYFIELD MESSENGER (Richard Todd)
P.O. Box 709, Mayfield, KY 42066 ..... (502) 247-5223
MAYSVILLE LEDGER-INDEPENDENT (Richard Skinner)
P.O. Box 518, Maysville, KY 41056 ..... (606) 564-9091
MIDDLESBORO DAILY NEWS (Neill Morgan)
P.O. Box 579, Middlesboro, KY 40965 ..... (606) 248-1010
MURRAY LEDGER & TIMES (Daniel Parker)
P.O. Box 1040, Murray, KY42071 ..... (502) 753-1916
OWENSBORO MESSENGER-INQUIRER (Ann Green, Mark Mathis, Rich Suwanski)
1401 Frederica Street, Owensboro, KY 42301 ..... (502) 926-0123
PADUCAH SUN (Ward Willingham, Kevin Stewart)
P.O. Box 2300, Paducah, KY 42002 ..... (502) 443-1771
RICHMOND REGISTER (Brett Hait)
P.O. Box 99, Richmond, KY 40475 ..... (606) 623-1669
SOMERSET COMMONWEALTH-JOURNAL (Jeff Neal)
P.O. Box 859, Somerset, KY 42501 ..... (606) 678-8191
WINCHESTER SUN (Jeff Kerr)
P.O. Box 4300, Winchester, KY 40391 ..... (606) 744-3123

# KENTUCKY BASKETBALL MEDIA OUTLETS

## SPECIALTY PUBLICATIONS

THE CATS' PAUSE (Oscar Combs, Russell Rice, Nick Nicholas, Mike Estep)
P.O. Box 7297, Lexington, KY 40522 ..... (606) 278-3474
CAWOOD ON KENTUCKY (Cawood Ledford, Tom Wallace)
120 Kentucky Avenue, Suite C101, Lexington, KY 40502 ..... (606) 233-3455
SPORTS 24 MAGAZINE (Bob Watkins)
P.O. Box 124, Glendale, KY 42740 ..... (502) 737-5585
HOST COMMUNICATIONS (J.D. Rutledge, Ed Kromer)
904 North Broadway, Lexington, KY 40505 ..... (606) 252-6681

## RADIO

WVLK-AM/FM (Ralph Hacker, Tom Leach)
P.O. Box 1559, Lexington, KY 40501 ..... (606) 253-5900
WLAP-AM/FM (Kim Allen)
P.O. Box 11670, Lexington, KY 40577 ..... (606) 293-0563
WKQQ-FM (Brian Wright)
P.O. Box 100, Lexington, KY 40590 ..... (606) 252-6694
KENTUCKY NETWORK (Doug Ormay)
11001 Bluegrass Parkway, Louisville, KY 40299 ..... (502) 267-6757
WHAS-AM (Van Vance, Paul Rogers)
P.O. Box 1084, Louisville, KY 40202 ..... (502) 582-7840
WAVG-AM (Mark Stahr)
800 South Fourth Street, Louisville, KY 40203 ..... (502) 587-0970

## TELEVISION STATIONS

WKYT-TV (Rob Bromley, Dick Gabriel, Dave Baker)
P.O. Box 5037, Lexington, KY 40555 ..... (606) 299-0711
WLEX-TV (Alan Cutler, Frank Cusumano, Jim Dunaway)
P.O. Box 1457, Lexington, KY 40591 ..... (606) 255-4404
WTVQ-TV (Kenny Rice, Mark Sok)
P.O. Box 5590, Lexington, KY 40555 ..... (606) 293-1661
WAVE-TV (Bob Domine, Rick Redmond)
725 South Floyd, Louisville, KY 40203 ..... (502) 561-4144
WHAS-TV (Dave Conrad, Gary Montgomery, Gary Fogle)
P.O. Box 1100, Louisville, KY 40206 ..... (502) 582-7256
WLKY-TV (Fred Cowgill, Rick VanHoose, Bob Rainey)
P.O. Box 6205, Louisville, KY 40206 ..... (502) 893-7300
WPSD-TV (Larry McIntosh)
100 Television Lane, Paducah, KY 42001 ..... (502) 442-8214
WCPO-TV (John Popovich)
500 Central Avenue, Cincinnati, OH 45202 ..... (513) 763-5500
WKRC-TV (Walt Maher)
1906 Highland Avenue, Cincinnati, OH 45219 ..... (513) 763-5500
WLWT-TV (Greg Hoard)
140 West Ninth Street, Cincinnati, OH 45202 ..... (513) 352-5017







*Senior Reggie Hanson (left) leads the Wildcats into the 1990-91 season, while sophomore Sean Woods (above) and junior John Pelphrey (right) provide backcourt savvy.*





*Jeff Brassow (far left) and Deron Feldhaus (immediate left) bring hustle and muscle to the UK roster.*

# 1990-91 UNIVERSITY OF KENTUCKY BASKETBALL SCHEDULE

| DATE | OPPONENT | SITE | TIME |
|---|---|---|---|
| Nov. 24 (Sat.) | PENNSYLVANIA (UKTV-Live) | LEXINGTON | 8:00 |
| Nov. 28 (Wed.) | At Cincinnati (ESPN-TV) | Cincinnati, Ohio | 7:30 |
| Dec. 1 (Sat.) | Notre Dame (ABC-TV) (Bank One Big Four Classic) | Indianapolis, Ind. | 4:00 |
| Dec. 8 (Sat.) | KANSAS (ESPN-TV) | LEXINGTON | 7:30 |
| Dec. 10 (Mon.) | At North Carolina (ESPN-TV) | Chapel Hill, N.C. | 9:00 |
| Dec. 15 (Sat.) | TENNESSEE-CHATTANOOGA (UKTV-Live) | LEXINGTON | 1:30 |
| Dec. 18 (Tue.) | At Indiana (ESPN-TV) | Bloomington, Ind. | 7:30 |
| Dec. 21 (Fri.) | WESTERN KENTUCKY (UKTV-Live) | LOUISVILLE | 8:00 |
| Dec. 27 (Thurs.) | EASTERN KENTUCKY (UKTV-Live) | LEXINGTON | 8:00 |
| Dec. 29 (Sat.) | At Louisville (CBS-TV) | Louisville | 1:00 |
| Jan. 2 (Wed.) | At Georgia (SEC-TV) | Athens, Ga. | 8:00 |
| Jan. 5 (Sat.) | LOUISIANA STATE (SEC-TV) | LEXINGTON | 2:00 |
| Jan. 9 (Wed.) | MISSISSIPPI STATE (UKTV-Delayed) | LEXINGTON | 7:30 |
| Jan. 12 (Sat.) | At Tennessee (UKTV-Delayed) | Knoxville, Tenn. | 7:30 |
| Jan. 16 (Wed.) | At Mississippi | Oxford, Miss. | 8:00 |
| Jan. 19 (Sat.) | VANDERBILT (UKTV-Delayed) | LEXINGTON | 1:30 |
| Jan. 23 (Wed.) | FLORIDA (UKTV-Delayed) | LEXINGTON | 7:30 |
| Jan. 26 (Sat.) | At Alabama (SEC-TV) | Tuscaloosa, Ala. | 2:00 |
| Jan. 29 (Tue.) | At Auburn (ESPN-TV) | Auburn, Ala. | 9:30 |
| Feb. 3 (Sun.) | GEORGIA (ABC-TV) | LEXINGTON | 4:00 |
| Feb. 5 (Tue.) | At Louisiana State (ESPN-TV) | Baton Rouge, La. | 9:30 |
| Feb. 9 (Sat.) | At Mississippi State (SEC-TV) | Starkville, Miss. | 2:00 |
| Feb. 13 (Wed.) | TENNESSEE (SEC-TV) | LEXINGTON | 8:00 |
| Feb. 16 (Sat.) | MISSISSIPPI (SEC-TV) | LEXINGTON | 4:00 |
| Feb. 20 (Wed.) | At Vanderbilt (SEC-TV) | Nashville, Tenn. | 8:00 |
| Feb. 23 (Sat.) | At Florida | Gainesville, Fla. | 1:30 |
| Feb. 26 (Tue.) | ALABAMA (ESPN-TV) | LEXINGTON | 9:30 |
| March 2 (Sat.) | AUBURN (UKTV-Delayed) | LEXINGTON | 7:30 |

*ALL TIMES EASTERN AND SUBJECT TO CHANGE*

# 1989-90 AWARDS

**Best Free Throw Shooter**
**Richie Farmer**

**Most Rebounds**
**Reggie Hanson**

**Fewest Turnovers (per minutes played)**
**Deron Feldhaus**

**Best Defensive Player**
**Assistant Coaches**

**Mr. Hustle**
**Deron Feldhaus**

**Leadership Award**
**Reggie Hanson**

**Student-Athlete of the Year**
**John Pelphrey**

**Outstanding Senior**
**Derrick Miller**

**Most Improved Player**
**Deron Feldhaus**

**Fan of the Year**
**Gov. A.B. "Happy" Chandler**

**Best Playmaker**
**John Pelphrey**

**Mr. Deflection**
**Reggie Hanson and John Pelphrey**

**Most Valuable Player**
**Reggie Hanson**

## INDIVIDUAL AWARDS

**Reggie Hanson**
**AP All-SEC, Second Team**
**UPI All-SEC, Third Team**

**Derrick Miller**
**AP All-SEC, Second Team**
**UPI All-SEC, Second Team**
**Coaches' All-SEC Team**

**Rick Pitino**
**Basketball Times National Coach of the Year**
**UPI SEC Coach of the Year**

***With Paparazzi documenting their every move, LSU Coach Dale Brown and UK Coach Rick Pitino (right) shake hands. Their argument in Baton Rouge led to weeks of hype before the rematch in Lexington.***




*Reggie Hanson blocks the shot of LSU's Randy Devall in UK's thrilling 100-95 win over the Tigers in Rupp Arena.*



*Referee Joh's signal in th background ry . . . John P for three, s Cats attempt NCAA reco during the 1 season.*




*eree Joh 's signal in the ckgroun ry . . . John Pelphrey goes three, s Cats attempted an AA rec during the 1989-90 son.*



## RUPP ARENA CROWDS

Six of the 13 largest crowds ever at Rupp Arena convened during the 1989-90 season.

| | | | |
|---|---|---|---|
| 1. | 24,301 | vs. | LSU, 1989-90 |
| 2. | 24,288 | vs. | LSU, 1988-89 |
| 3. | 24,245 | vs. | Tennessee, 1989-90 |
| 4. | 24,203 | vs. | Indiana, 1985-86 |
| 5. | 24,185 | vs. | Tennessee, 1982-83 |
| 6. | 24,180 | vs. | Louisville, 1985-86 |
| 7. | 24,174 | vs. | Auburn, 1989-90 |
| 8. | 24,165 | vs. | Indiana, 1981-82 |
| 9. | 24,102 | vs. | Mississippi, 1989-90 |
| 10. | 24,098 | vs. | Wyoming, 1983-84 |
| | 24,098 | vs. | Brigham Young, 1983-84 |
| 12. | 24,089 | vs. | Louisville, 1989-90 |
| 13. | 24,075 | vs. | Georgia, 1989-90 |