KENTUCKY



2000-01 MEDIA GUIDE

ukathletics.com

UK MEN'S BASKETBALL MEDIA GUIDE

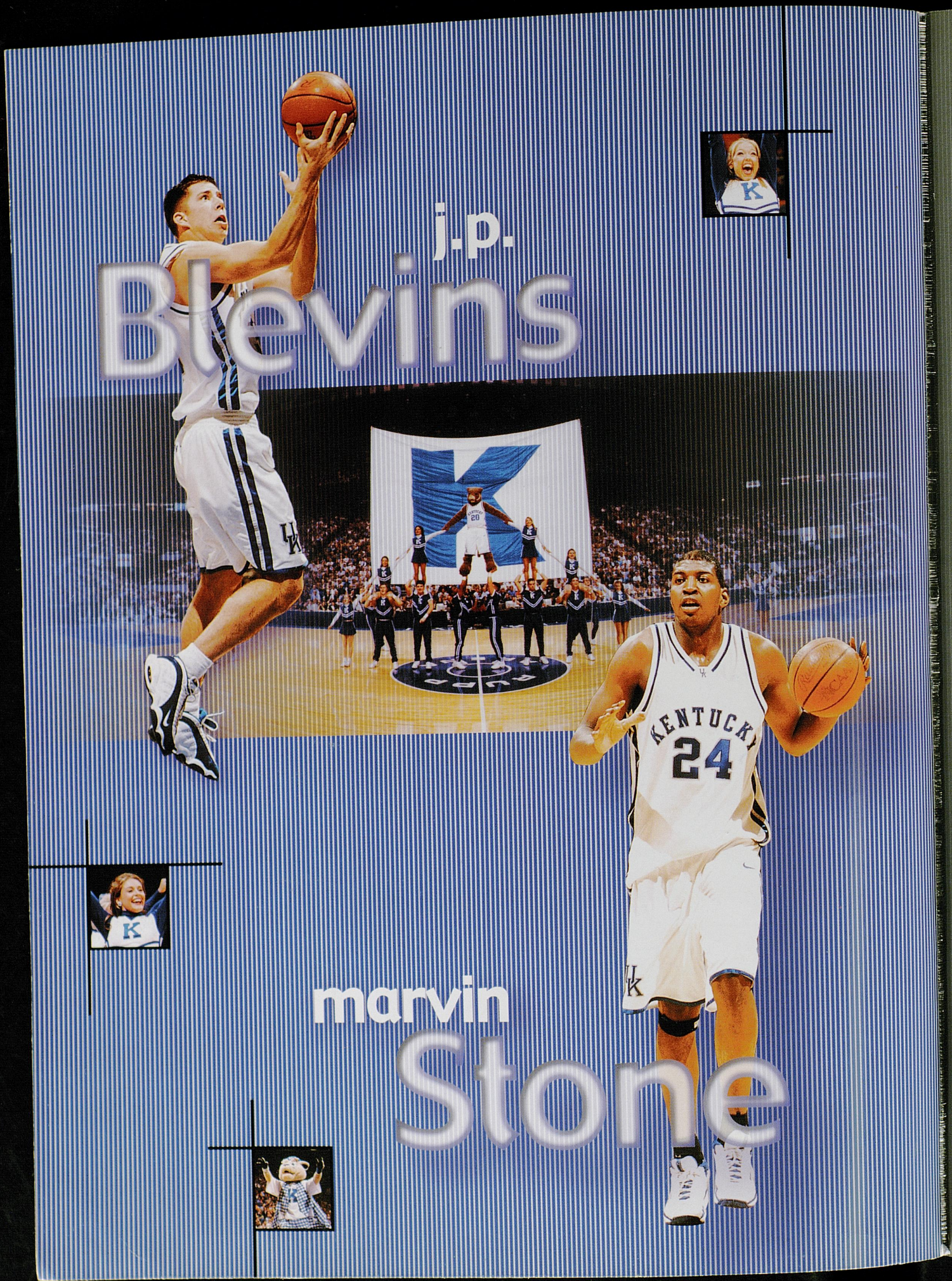
j.p.
Blevins
marvin
Stone
KENTUCKY
24



BASKETBALL UK RUPP ARENA 25 1976-2001

Rupp Arena Capacity: 23,000

Wildcats' Arena Record: 317-35

Years Named National Attendance Champs: 13

UK NCAA Titles During Arena Era: 3

Owning Season Tickets: **Priceless**

CONTENTS

MEDIA INFORMATION

Kentucky Quick Facts 3
UK Athletics Phone Directory 4
Lexington, State Maps 5
Media Policies/Procedures and UK Travel 6-7
UK Media Outlets 8-9
Cats on the Air 10-11
Lodging/Transportation 12

THE OUTLOOK

Depth, Shooting Key to 2001 Cats 14-18

2000-01 WILDCATS

2000-01 UK Roster/Team Photo 20
Radio/TV Chart 21
J.P. Blevins 22
Keith Bogans 23
Souleymane "Jules" Camara 24-25
Erik Daniels 26
Marquis Estill 27
Gerald Fitch 28
Cliff Hawkins 29
Matt Heissenbuttel 30
Jason Parker 31
Tayshaun Prince 32-33
Cory Sears 34
Saul Smith 35-36
Marvin Stone 37
Todd Tackett 38
Player Game-by-Game Statistics 39-44

KENTUCKY COACHING STAFF

Coach Orlando "Tubby" Smith 46-51
George Felton 52
Mike Sutton 53
David Hobbs 54
Reggie Hanson/Bill Keightley 55
Tom Boyd/Basketball Support Staff 56-58

2000-01 OPPONENTS

2001 NCAA/SEC Tournament Brackets 60
Alabama/Arkansas/Auburn 61-63
Eastern Kentucky/Florida 64-65
Georgia/Georgia Tech 66-67
High Point/Indiana 68-69
Jacksonville State/Kansas 70-71
LSU/Louisville 72-73
Michigan State/Ole Miss 74-75
Mississippi State/North Carolina 76-77
Notre Dame/Penn State 78-79
St. John's/South Carolina 80-81
Tennessee/UCLA/Vanderbilt 82-84

2000 REVIEW

UK Earns 40th SEC Title 86-87
Final Statistics 88-91
2000 NCAA Tournament Results 92
Team Awards 93
Departed Lettermen 94
Game Reviews/Box Scores 95-104

THE SOUTHEASTERN CONFERENCE

Staff/Media Information 106
2000 Final Standings 107
2000 Team/Individual Statistics 108-109
2001 Composite SEC Schedule 110

THE UNIVERSITY OF KENTUCKY

University Profile 112-113
Famous Graduates 114-115
W.T. Young Library 116-117
Lexington & Kentucky 118-119
President Charles Wethington, Jr. 120
Director of Athletics Larry Ivy 121
Athletics Administration 122-124
Current Head Coaches/Sport Review 125
Support Staff 126
Blue & White Fund 127
UK Alumni Association/101 Club 128

KENTUCKY BASKETBALL

Basketball Pageantry 130-133
National Exposure 134-135
CATS 136-137
Community Outreach 138
Success – Academic & Athletics 139-145
Cats in the Pros 146-147
Pro Bios 148-149
UK Basketball Museum 150-151
Team Travel 152-153
Basketball Facilities 154-155
Strength & Conditioning 156

TRADITION

Kentucky Basketball Timeline 158-165
Wildcat Coaches Through the Years 166-169
National Champions 170-180
Teams of Traditions 181
All-Time Lettermen 182-184
All-Americans 185-186
Retired Jerseys 187-188
Awards & Honors 189-191
UK in the NCAA Tournament 192-196
UK in the SEC 197-199
UK in Invitationals/at Neutral Sites 200-201
National Rankings 202-206
Alumni Gymnasium 207
Memorial Coliseum 208-209
Rupp Arena 210-211
Freedom Hall 212-213
Big Games 214-216

ALL-TIME RECORDS

General Records 218-221
Rupp Arena Records 222
Scoring 223-224
Field Goals/Three-Point Field Goals 225-226
Free Throws/Rebounds/Assists 227-229
Blocks/Steals 230-231
Rupp Arena Attendance/Streaks/OT 232-233
Year-by-Year Team Statistics 234-235
1,000-Point Scorers 236-243
Year-by-Year All-Time Results 244-254
UK vs. States/Conferences 255-257
Scores vs. All Opponents 258-264

The 2000-01 Kentucky Basketball Media Guide was published by the University of Kentucky Athletics Association, **Larry Ivy**, Director.

UK Athletics Association
Memorial Coliseum, Avenue of Champions
Lexington, KY 40506-0019
859-257-8000

CREDITS

Written & Compiled
Brooks D. Downing
Editors
Brooks D. Downing
Tony Neely
Rena Vicini
Associate Editor
Mandy Polley
Assistant Editors
Susan Lax, Brad Duncan, Roger Hacker, Jacquie Sale, Brad Sutton, Scott Tomlin
Editorial Assistants
Joyce Baxter, Jennifer LeMaster, Josh Mahan, Ken Cates
Director of Photography
David Coyle
Photography Credits
Team Coyle (David Coyle, Breck Smither, Joseph Rey Au, Helena Hau), *Lexington Herald-Leader*, NBA Photo Services, 2001 UK Opponents, USA Basketball, Victoria Graff, AP/Wide World, UPI/Bettman, UK Public Relations, Brooks Downing
With Appreciation To:
Mitchell Tolle, Russell Rice, *The Cats Pause*, Allan Black, *Sports Illustrated*
Graphic/Cover Design
By Design – Carin Hahn Lovell, Erica Ellerbusch, Kerry McCulley
Printing
Host Communications

ON THE COVER

Saul Smith (11), Tayshaun Prince (21) and Keith Bogans (10) are the Wildcats' top returning players. The Kentucky Wildcat courtesy of Mitchell D. Tolle, 1-800-479-1615.

To purchase additional copies of the 2000-2001 Kentucky Basketball Media Guide, send a check or money order for $15, which includes shipping and handling, to:

UK Media Relations
Memorial Coliseum, Rm. 23
Lexington, KY 40506-0019
859-257-3838

KENTUCKY BASKETBALL QUICK FACTS

GENERAL INFORMATION

Location :	Lexington, Ky.
Enrollment:	31,000
Founded:	1865
Colors:	Blue & White
Nickname:	Wildcats
Conference:	Southeastern (Eastern Division)
Arena:	Rupp Arena (23,000)
Arena Record:	317-35, 90.1% (24 years)
NCAA Titles:	7 (1948, 49, '51, '58, '78, '96, '98)
NCAA Runners-up:	3 (1966, 1975, 1997)
Memorial Coliseum Ticket Office:	800-928-CATS
Rupp Arena Ticket Office:	859-233-3535

INSTITUTE PERSONNEL

President
Dr. Charles T. Wethington, Jr. (Eastern Ky. '56)
Faculty Representative
Dr. John J. Piecoro, Jr. (Ohio State '61)
Athletics Director
Larry Ivy (Alabama '67)
Senior Associate Athletics Director
Kathy DeBoer (Michigan State '78)
Athletics Phone Number: 859-257-8000

MEDIA INFORMATION

Basketball Contact:	Brooks Downing (Ky. '88)
Downing's E-mail:	bdrown@pop.uky.edu
Office Phone:	859-257-3838
Office Fax:	859-323-4310
Office Address:	UK Media Relations, Memorial Coliseum, Rm. 23, Lexington, KY 40506-0019
Rupp Arena Press Row Phone:	859-252-3602
Internet Site:	ukathletics.com

MEDIA TEAM LINK

All notes, stats, box scores, etc. are available at mediateamlink.com. The following documents can then be accessed:

Entire Release	1720
All Stats	1721
Notes Only	1722
Roster/Schedule	1723
Coach/Player Quotes	1724
Previous Box Score	1725

BASKETBALL STAFF

Head Coach
Orlando "Tubby" Smith (High Point College '73)
Overall College Coaching Record

Total:	210-85 (9 years) 71.2%
Tulsa:	79-43 (4 years) 64.8%
Georgia:	45-19 (2 years) 70.3%
Kentucky:	86-23 (3 years) 78.9%

NCAA Appearances (Record): 7 (16-6)
Assistant Coaches

George Felton	(South Carolina '75)
Mike Sutton	(East Carolina '78)
David Hobbs	(VCU '71)
Administrative Associate (Office Phone)	Marta McMackin (859-257-1916)
Best Time To Contact Coach Smith	Coordinate through SID — Brooks Downing
Director of Basketball Operations/Video Exchange	Reggie Hanson (Kentucky '91)
Equipment Manager	Bill Keightley
Trainer	David Kindy (Florida State '91)
Strength Coach	Tommy Boyd (Kentucky '93)
Team Physician	Dr. David Caborn

1999-00 REVIEW

Record: 23-10 (12-4 SEC, 1st East)
Home: 14-0, Away: 5-5, Neutral: 4-5
Co-Southeastern Conference Champions (40)
NCAA Postseason Record: 1-1
Defeated St. Bonaventure, 85-80 2OT;
Lost to Syracuse, 52-50.

Final AP Ranking:	19th
Final *USA Today* Ranking:	22nd

2000-01 PREVIEW

No.	*Player*	*Ht.*	*Cl.*	*Pos.*	*Ppg*	*Rpg*
Starters Returning: 3						
21	Tayshaun Prince	6-9	Jr.	G/F	13.3	6.0
10	Keith Bogans	6-5	So.	G	12.5	3.6
11	Saul Smith	6-2	Sr.	G	6.6	3.5
Starters Lost: 2						
42	Jamaal Magloire	6-10	Sr.	C	13.2	9.1
32	*Desmond Allison	6-5	So.	G	7.8	3.8
Other Lettermen Returning: 4						
3	J.P. Blevins	6-2	Jr.	G	4.2	1.3
40	Jules Camara	6-11	Jr.	F	7.2	4.6
24	Marvin Stone	6-10	So.	F/C	4.6	3.8
12	Todd Tackett	6-2	Jr.	G	0.8	0.4
Other Lettermen Lost: 1						
4	Steve Masiello	6-1	Sr.	G	0.1	0.1
Newcomers: 7						
50	Marquis Estill	6-9	So.	F	20.5	11.3
14	Erik Daniels	6-7	Fr.	F	20.4	9.8
4	Gerald Fitch	6-3	Fr.	G	26.4	6.8
1	Cliff Hawkins	6-1	Fr.	G	10.1 •12.5	
15	Matt Heissenbuttel	6-4	Fr.	G	16.0	6.2
42	Jason Parker	6-8	Fr.	F	20.0	10.0
33	Cory Sears	6-6	Fr.	G	16.5	5.0

*Transferred to Martin Methodist •Assists per game

All-America Candidates
Keith Bogans
Tayshaun Prince
All-Conference Candidates
Jules Camara
Saul Smith
Marvin Stone

UK NETWORK INFORMATION

Broadcast Info: UK Radio Network, UKTV Network
Network Coodinator: Mike Dodson (859-226-HOST)
Address: 546 East Main Street, Lexington, KY 40502

MEDIA INFORMATION

RADIO NETWORK

Play-by-play Announcer:
Ralph Hacker (859-266-5431)
3517 Castlegate Wynd, Lexington, KY 40502;
rhacker590@aol.com
Analyst:
Sam Bowie (859-266-2283)
3509 Castlegate East Wynd, Lexington, KY 40502

TELEVISION NETWORK

Play-by-play Announcer:
Rob Bromley (859-299-0711)
4208 Ridgewater Drive, Lexington, KY 40515
Analyst: Martin Newton (859-223-8561)
4036 Peppertree Ln., Lexington, KY 40513

UK Videotape Footage
UK Athletics Video
Kip Perkins (859-257-5137)
cperk@pop.uky.edu



The College Sports Information Directors Association (CoSIDA) judged the 1999-00 Kentucky Basketball Media Guide the **"BEST IN THE NATION."**


Citation For Excellence In Publications
College Sports Information Directors of America
Presented to
Brooks Downing and UK Media Relations
of University of Kentucky
MEN'S BASKETBALL BROCHURE - DIVISION A
Best In The Nation
As Selected by a Special Panel and Presented at the Annual Convention
of CoSIDA in St. Louis, Missouri, This 28th Day of June, 2000

It's the sixth time in school history the University of Kentucky *Basketball Media Guide* has captured the honor. UK previously won in 1992, 1993, 1994, 1997 and 1999.

This guide printed on recycled paper.

MEDIA INFORMATION



RENA VICINI
ASSISTANT AD/MEDIA RELATIONS
HOME: (859) 269-5814
rvicini@pop.uky.edu

TONY NEELY
MEDIA RELATIONS DIRECTOR/
FOOTBALL CONTACT
HOME: (859) 271-5976
tneely@pop.uky.edu





BROOKS DOWNING
ASSOCIATE DIRECTOR/
MEN'S BASKETBALL CONTACT
HOME: (859) 263-7825
bdrown@pop.uky.edu

SUSAN LAX
ASSISTANT DIRECTOR/
WOMEN'S BASKETBALL CONTACT
HOME: (859) 264-1862
slax0@pop.uky.edu





JAMIE BARKER
PUBLICATIONS DIRECTOR
HOME: (859) 293-6528
jbarker@pop.uky.edu

JOYCE BAXTER
ADMINISTRATIVE
SUPPORT ASSOCIATE
HOME: (859) 734-5261
jbaxter@pop.uky.edu





JENNIFER LeMASTER
STAFF SUPPORT ASSOCIATE
HOME: (859) 272-5981
jelema0@pop.uky.edu

DAVID COYLE
DIRECTOR OF
PHOTOGRAPHY
OFFICE: (859) 266-1605



UK ATHLETICS ASSOCIATION DIRECTORY

FREQUENTLY CALLED NUMBERS

Media Relations.....(859) 257-3838

Media Relations Fax .....(859) 323-4310	Athletics Administration.....(859) 257-8000
Basketball Office .....(859) 257-1916	Rupp Arena Ticket Office.....(859) 233-3535
UK Ticket Office.....(859) 257-1818	Rupp Arena Administrative.....(859) 233-4567
or (800) 928-CATS	Rupp Arena Press Row .....(859) 252-3602

ukathletics.com

MAILING/OVERNIGHT ADDRESS:
University of Kentucky Media Relations
Memorial Coliseum, Room 23
Avenue of Champions
Lexington, KY 40506-0019

ADMINISTRATION.....257-8000
Larry W. Ivy, Athletics Director
Kathleen DeBoer, Senior Associate Director
Russ Pear, Associate Director
John Cropp, Associate Director
Rodney Stiles, Assistant Director
Micki King, Assistant Director
Sandy Morgan, Executive Assistant

ACADEMICS (CATS) 257-1897
Bob Bradley, Associate AD
Barbara Deniston, Director of Academics

BASKETBALL OFFICE.....257-1916
Orlando "Tubby" Smith, Head Coach
George Felton, Assistant Coach
Mike Sutton, Assistant Coach
David Hobbs, Assistant Coach
Tom Boyd, Strength/Conditioning Coach
Marta McMackin,
Administrative Support Associate
Reggie Hanson,
Director of Basketball Operations

BUSINESS OFFICE 257-8000
J. R. Hisle, Accounting Manager
David Boyd, Computer Consultant
Carol Gibson, Senior Accountant

COMPLIANCE.....257-8604
Sandy Bell, Assistant A.D. Compliance
John Butler, Compliance Coordinator

EQUIPMENT.....257-1889
Bill Keightley, Equipment Manager

MARKETING & PROMOTIONS 257-8022
Kyle Moats, Associate A.D. Marketing
Alyssa Weisberg, Licensing Director
Jason Schlafer, Assistant Dir. Marketing
and Promotions

NUTTER FIELD HOUSE.....257-7122
Suzanne Truitt, Director of Athletic Facilities

STUDENT SERVICES.....257-9264
Alvis Johnson, Assistant A.D.

TICKET OFFICE.....257-1818
Barbara Osborne, Ticket Manager
David Ellis, Assistant Manager

TRAINING ROOM 257-2750
Dave Kindy, Athletic Trainer

VIDEO 257-5137
Gary Foxworth, Coaching Video Director
Kip Perkins, Video Coordinator



KYLE DAWKINS
MEDIA RELATIONS
ASSISTANT
kbdawk0
@pop.uky.edu



BRAD DUNCAN
MEDIA RELATIONS
ASSISTANT
bdlunc1@pop.uky.edu



RANDY JONES
INTERNET
ASSISTANT
pjone2@pop.uky.edu



JACQUIE SALE
MEDIA RELATIONS
ASSISTANT
jssale@pop.uky.edu



MANDY POLLEY
STUDENT
ASSISTANT
anpoll0@pop.uky.edu



SCOTT TOMLIN
STUDENT
ASSISTANT
jstoml0@pop.uky.edu

LEXINGTON CITY MAP

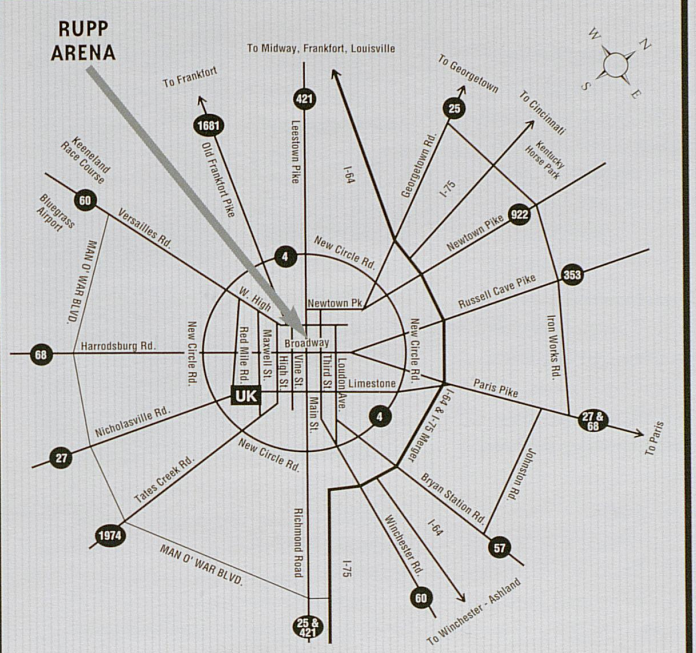

DOWNTOWN LEXINGTON MAP

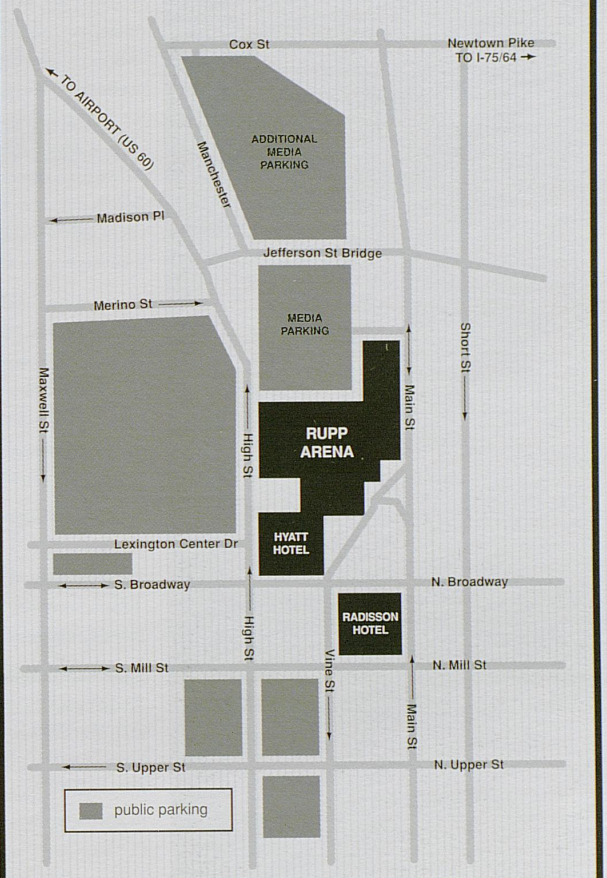

DISTANCE TABLE (LEXINGTON TO...)

Frankfort, Ky. ..... 26 miles	Indianapolis, Ind. ..... 167 miles	Evansville, Ind. ..... 196 miles
Louisville, Ky. ..... 71 miles	Owensboro, Ky. ..... 170 miles	Nashville, Tenn. ..... 221 miles
Cincinnati, Ohio ..... 82 miles	Knoxville, Tenn. ..... 174 miles	St. Louis, Mo. ..... 334 miles
Huntington, W.Va. ..... 122 miles	Charleston, W.Va. ..... 176 miles	Atlanta, Ga. ..... 360 miles
Bowling Green, Ky ..... 155 miles	Columbus, Ohio ..... 191 miles	Chicago, Ill. ..... 363 miles

KENTUCKY STATE MAP

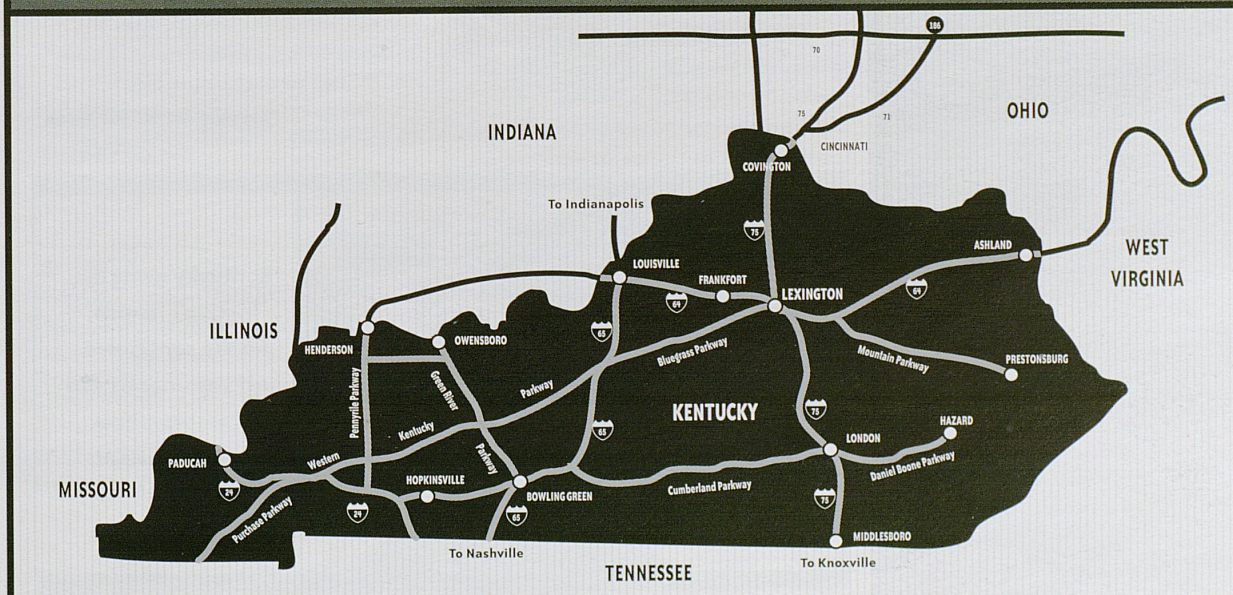

KENTUCKY
Credential Policy

The University of Kentucky follows guidelines set forth by the NCAA and the Southeastern Conference governing the issuance of credentials. Credentials for UK home games are issued to authorized full-time, salaried representative of, or a representative who regularly and customarily performs services for, such an entity and they are non-transferable.

As early as possible, credentials should be requested in writing on company letterhead and must originate only from sports editors of daily newspapers and national publications and/or sports directors of radio and television stations.

Season credentials will be granted only to daily newspapers and television/radio stations that cover UK men's basketball on a regular basis, i.e. press conferences, practices and all home games. Otherwise, television/radio stations, weekly newspapers and national publications will be granted credentials on a single-game, space-available basis.

INTERNET POLICY

Internet services will not be credentialed to any UK home game. Only the official web site of each participating institution and contractual rights-fee paying media will be granted access. Other representatives staffing web sites will not be issued credentials to UK men's basketball games.

REAL TIME TRANSMISSIONS

Other than contractual rights-fee paying media and the official web sites of the participating institutions, no entity, including Internet services and radio stations, may provide "real time transmission" from a UK sporting event. "Real time" is defined as any online or broadcast media agency providing live, continual play-by-play coverage, statistics, etc., of the event.

CREDENTIAL REQUESTS

Requests for season credentials should be made by October 15. Requests for single-game credentials should arrive no later than one week prior to the contest. Requests should be made to:

Brooks D. Downing
Associate Media Relations Director
University of Kentucky Media Relations
Memorial Coliseum
Lexington, KY 40506-0019
Fax: 859-323-4310

MEDIA SERVICES

Interview Policies-General —
All interviews with University of Kentucky basketball players or staff members MUST be arranged through the Media Relations office. The Wildcat Lodge, team locker rooms, and other team quarters are private team areas. Media members are not permitted in these areas unless accompanied by appropriate University personnel.

Covering Practice/Press Conferences —
Generally, UK basketball practices are closed. Player interviews are conducted 30 minutes prior to practices the day before games. Coach Smith meets with members of the media in press conference settings at scheduled times to be announced.

Telephone Player Interviews —
Request telephone interviews at least 24 hours in advance through the Media Relations office. Telephone requests will be returned when players' schedules allow.

Radio Call-In Shows/Internet Chats —
As specified by the Southeastern Conference, no players will be allowed to participate in live radio shows or on live chat sessions on the Internet. Coach Smith may not participate in any radio show other than those specified in his contract.

Postgame Interviews —
Following each game, there will be a 25-minute cooling-off period, during which time the players will shower and dress. Approximately 10 minutes after the game ends, Coach Smith will conduct his postgame press conference. A player will also be taken to the UK Radio Network. Following Coach Smith's press conference and the cooling-off period, the UK locker room will be open to all members of the media for 15 minutes.

Accessing Information —
Kentucky releases, statistics and box scores are available to members of the media via mediateamlink.com. Media members can sign up at the site, then, through a simple series of clicks, obtain updated information by e-mail or fax. The system even allows members to receive information automatically the instant it is updated. There is no monthly service fee or e-mail document delivery fee. The following documents can then be selected:

Entire Release	1720
Statistics	1721
Notes	1722
Roster/Schedule	1723
Quotes	1724
Previous Box Score	1725

For those media members without Internet access, the same information can be accessed by acquiring a pin number at 770-399-0096. Once the pin number is obtained, media members can dial 770-558-6000 from a fax machine and enter the pin. The SEC passcode is 732 and once in the system, the document numbers above will allow those documents to be faxed automatically.

SEC Services —
Coach Smith, along with the other 11 conference coaches, will participate in the Southeastern Conference's teleconference call. The calls are conducted on Mondays and Thursdays during the conference portion of the schedule. For a complete conference call



Kentucky owns the nation's largest media contingent. Last year, nearly 100 press members attended the Cats' October media day.



There are 112 media seats surrounding the floor at Rupp Arena. Every seat is filled for home games.

schedule and phone number, contact the SEC Media Relations office at (205) 458-3010. Information also can be obtained on the web at www.secsports.com. For detailed information on these services, see page 106 of this book or contact the SEC Media Relations office.

Radio/TV Rights —
Broadcasting rights to UK games are assigned exclusively to Sports Communications, Inc., of Lexington. One reciprocal rights fee waiver is guaranteed opponent schools visiting Lexington. Call Mike Dodson, network coordinator, at (859) 226-HOST.

Video Highlights —
UKAA Video Services can provide highlight footage of most UK games. Contact Kip Perkins at (859) 257-5137 to request assistance.

GAME DAY MEDIA SERVICES

Media Parking —
A limited number of spots are available at Rupp Arena. The city of Lexington assesses a charge for parking privileges. Requests should be made when submitting press and/or photo credential requests. The media parking area can be accessed from Main Street or Cox Street. The lot opens three hours before tipoff.

Media Will Call —
Located through the security door of Rupp Arena which is adjacent to Door 5 of the receiving area. The receiving area is adjacent to media parking. Credentials ARE NOT available at the public Will Call window on the High Street concourse level and will not be mailed.

Media Services —
The University of Kentucky uses a modern computerized statistics system. Working media will receive the following:

- Game program and notes
- Halftime statistics
- Final statistics
- Complete play-by-play
- Shot charts
- Coach and player quotes

Media Room —
The media room and photo compound is located beneath section 28 and can be accessed through the floor exit beneath section 26. Working facilities, with electrical outlets and a limited number of telephones, are available. No meals are served, only drinks and snacks.

Telephones —
As stated, a limited number of telephones are available in the Rupp Arena media room. Newspapers and radio stations desiring their own private lines, to be installed either on press row or in the media room, should contact GTE's Branch Services Division at (800) 483-5300.

Photo Compound —
A photo area is available in the media room for use by photographers only. Two courtesy phone lines can be utilized for filing digital photography. If outlets wish to install their own phone lines, they can be ordered from the GTE phone number listed above.

Dark Room Facilities —
A limited number of dark room facilities are available on a reservation basis only. Most are secured for the entire season. In addition, phone lines in the press conference room can be utilized for those using digital photography.

Photographers —
The photo zones are appropriately marked on the Rupp Arena floor. Some photo spots have been assigned. Because of safety concerns, no shooting is allowed on the either sideline. Due to the amount of space, photo credentials will be limited. See David Coyle at the site for assistance.

UK TRAVEL Headquarters

Coaches vs. Cancer Classic
New York, N.Y.
Grand Hyatt New York
Park Ave. and Grand Central Station
New York, NY 10017
212-823-1234

SEC Tournament
Nashville, Tenn.
Loew's Vanderbilt Plaza
2100 W. End Ave.
Nashville, TN 37203
615-320-1700

Alabama
Four Points Sheraton Hotel
240 Bryant Ave.
Tuscaloosa, AL 35487-0388
205-752-3200

Arkansas
Clarion Hotel
1255 Shiloh Dr.
Fayetteville, AR 72701
501-521-1166

Florida
University of Florida Hotel & Conference Center
1714 SW 34th St.
Gainesville, FL 32607
352-371-3600

Georgia
Holiday Inn
197 E. Broad St.
Athens, GA 30603
706-549-4433

Georgia Tech
Hyatt Regency
265 Peachtree St. N.E.
Atlanta, GA 30303
404-577-1234

Indiana
Louisville, Ky.
Executive Inn
978 Phillips Ln.
Louisville, KY 40209
800-222-8284

Louisville
Executive Inn
978 Phillips Ln.
Louisville, KY 40209
800-222-8284

Michigan State
Marriott Hotel
300 M.A.C. Ave.
East Lansing, MI 48823
800-228-9290

Mississippi
Downtown Inn
400 N. Lamar St.
Oxford, MS 38655
662-234-3031

North Carolina
Sheraton Hotel
Europa Drive
Chapel Hill, NC 27514
919-968-4900

South Carolina
Adams Mark
1200 Hampton St.
Columbia, SC 29201
803-771-7700

Tennessee
Hyatt Regency
500 Hill Ave.
Knoxville, TN 37915
865-637-1234

Vanderbilt
Loew's Vanderbilt Plaza
2100 W. End Ave.
Nashville, TN 37203
615-320-1700

MEDIA INFORMATION

2000-2001

SEC MEN'S BASKETBALL TELEVISION SCHEDULE

NOVEMBER

9 (Thurs.)	St. John's vs. Kentucky	ESPN2	9:00 pm
	Coaches vs. Cancer, New York, N.Y.		
13 (Mon.)	Mississippi St. at California	ESPN2	11:59 pm
	Preseason NIT		
25 (Sat.)	Ole Miss at Virginia	FSNS	7:30 pm
	Commonwealth		
27 (Mon.)	Austin Peay at Tennessee	FSNS	7:30 pm
30 (Thurs.)	Louisville at Alabama	FSNS	8:00 pm

DECEMBER

2 (Sat.)	DePaul at Florida	ESPN	Noon
	Kentucky at North Carolina	CBS (N)	3:30 pm
	Notre Dame at Vanderbilt	FSNS	7:00 pm
	Oklahoma at Ole Miss	FSNS	9:00 pm
3 (Sun.)	Pepperdine at Georgia	FSNS	1:30 pm
5 (Tues.)	Louisiana Tech at Miss. St.	FSNS	9:00 pm
6 (Wed.)	Florida at Michigan St.	ESPN	7:00 pm
9 (Sat.)	Kentucky at Georgia Tech	ESPN	Noon
	Florida St. at Vanderbilt	FSNS	5:00 pm
	Clemson at South Carolina	FSNS	7:00 pm
16 (Sat.)	Kentucky at Michigan St.	CBS (N)	1:00 pm
	Auburn vs. Oregon	ESPN2	9:30 pm
	Las Vegas Showdown, Las Vegas, Nev.		
19 (Tues.)	Tennessee vs. Virginia	ESPN	7:00 pm
	Jimmy V Classic, Meadowlands, N.J.		
	Georgia Southern at Auburn	FSNS	8:00 pm
20 (Wed.)	LSU at Arizona	FSN	9:30 pm
21 (Thur.)	Georgia vs. California	FSN	11:30 pm
	Pete Newell Challenge, Oakland, Calif.		
22 (Fri.)	Tennessee at Syracuse	ESPN	7:00 pm
	Indiana vs. Kentucky (Louisville, Ky.)	ESPN	9:00 pm
23 (Sat.)	American Uni. at Florida	FSNS	4:00 pm
28 (Thur.)	Florida vs. Tulane	FSN	8:00 pm
	Sugar Bowl Classic, New Orleans, La.		
	LSU vs. Oregon St.	FSN	10:30 pm
	Sugar Bowl Classic, New Orleans, La.		

JANUARY

2 (Tues.)	Kentucky at Louisville	ESPN	7:00 pm
6 (Sat.)	Alabama at LSU	JPS	1:30/4:00 pm
	Georgia at Kentucky	FSNS	7:00 pm
7 (Sun.)	Florida at South Carolina	JPS	1:30/4:00 pm
9 (Tues.)	Alabama at Tennessee	ESPN	9:00 pm
10 (Wed.)	South Carolina at Kentucky	JPS	8:00 pm
13 (Sat.)	Georgia at Ole Miss	ESPN	Noon
	S. Carolina at Tenn. (DH)	JPS	Noon
	LSU at Auburn (DH)	JPS	2:00 pm
	Notre Dame at Kentucky	CBS (N)	2:00 pm
	Arkansas at Vanderbilt	CBS (R)	4:00 pm
	Mississippi St. at Alabama	FSNS	6:00 pm
16 (Tues.)	Tennessee at Kentucky	ESPN	9:00 pm
17 (Wed.)	Ole Miss at Alabama	JPS	8:00 pm

KENTUCKY BASKETBALL MEDIA OUTLETS

PRINT MEDIA

ASSOCIATED PRESS
Steve Bailey - sbailey@ap.org
100 Midland Ave., Lexington, KY 40508
(859) 254-2070; Fax (859) 255-1137

LEXINGTON HERALD-LEADER
Jerry Tipton, John Clay, Gene Abell
jtipton@herald-leader.com - johnclay@lex.infi.net
Main and Midland, Lexington, KY 40507
(859) 231-3227; (800) 950-6397;
Fax (859) 255-7236

LOUISVILLE COURIER-JOURNAL
Rusty Hampton - rustyhamp@aol.com
400 Old East Vine Street, Suite 201,
Lexington, KY 40507
(859) 254-7888; Fax (859) 254-7028

LOUISVILLE COURIER-JOURNAL
Pat Forde, Rick Bozich, Harry Bryan
bozichra@aol.com
525 West Broadway, Louisville, KY 40202
(502) 582-4011; (800) 765-4011;
Fax (502) 582-7186

ASHLAND DAILY INDEPENDENT
Mark Maynard
P.O. Box 311, Ashland, KY 41105
(606) 326-2600; (800) 955-5860;
Fax (606) 324-8434

BOWLING GREEN DAILY NEWS
Bill Gamblin
P.O. Box 90012, Bowling Green, KY 42102
(270) 781-1700; (800) 599-6397;
Fax (270) 783-3237

CINCINNATI/KENTUCKY POST
Mike Bass, Richard Skinner
rskinner@cincypost.com
125 East Court St., Cincinnati, OH 45202
(513) 352-2767; Fax (513) 621-3962

CINCINNATI ENQUIRER
Neil Schmidt, Tim Sullivan
schmidt@enquirer.com
312 Elm St., Cincinnati, OH 45202
(513) 721-2700; Fax (513) 768-8550

DANVILLE ADVOCATE-MESSENGER
Larry Vaught - larry@dam.amnews.com
330 South Fourth St., Danville, KY 40422
(859) 236-2551; (800) 428-0409;
Fax (859) 236-9566

ELIZABETHTOWN NEWS-ENTERPRISE
Jeff D'Alesio
408 W. Dixie, Elizabethtown, KY 42701
(270) 769-2312; (800) 653-6344;
Fax (270) 769-6965

EVANSVILLE COURIER-PRESS
Tim Ethridge
P.O. Box 268, Evansville, IN 47702
(812) 424-7711; (800) 288-3300;
Fax (812) 422-8196

FRANKFORT STATE-JOURNAL
Brian Rickerd - brickerd@state-journal.com
321 West Main St., Frankfort, KY 40601
(502) 227-4556; Fax (502) 227-2831

GLASGOW DAILY TIMES
Daniel Pike
P.O. Box 1179, Glasgow, KY 42142
(270) 678-5171; Fax (270) 678-5052

HARLAN DAILY ENTERPRISE
Jerry Boggs
P.O. Drawer E, Harlan, KY 40831
(606) 573-4510; Fax (606) 573-0042

HENDERSON GLEANER
Jim Kirk
P.O. Box 4, Henderson, KY 42420
(270) 827-2000; Fax (270) 827-2765

KENTUCKY KERNEL
John Dobson - jonathan2@aol.com
Rm. 26, Journalism Bldg., Lexington, Ky. 40506
(859) 257-1915; Fax (859) 323-1906

KENTUCKY NEW ERA
Joe Wilson, George Robinson
P.O. Box 729, Hopkinsville, KY 42241
(270) 886-4444; Fax (270) 887-3222

MADISONVILLE MESSENGER
Jeff Anderson - sports@the-messenger.com
P.O. Box 529, Madisonville, KY 42431
(270) 821-6833; (800) 726-6397;
Fax (270) 825-3733

MAYFIELD MESSENGER
Eric Walker
P.O. Box 709, Mayfield, KY 42066
(270) 247-5223; Fax (270) 247-6336

MAYSVILLE LEDGER-INDEPENDENT
J.R. Liston
P.O. Box 518, Maysville, KY 41056
(606) 564-9091; (800) 264-9091;
Fax (606) 564-6893

MIDDLESBORO DAILY NEWS
Neill Morgan
P.O. Box 579, Middlesboro, KY 40965
(606) 248-1010; Fax (606) 248-7614

OWENSBORO MESSENGER-INQUIRER
Rich Suwanski, Mark Mathis
1401 Frederica St., Owensboro, KY 42301
(270) 926-0123; (800) 633-2008;
Fax (270) 686-7868

PADUCAH SUN
Steve Millizer, Kevin Stewart
smillizer@paducahsun.com
P.O. Box 2300, Paducah, KY 42002
(270) 575-8662; (270) 575-8663;
(800) 599-1771; Fax (270) 442-7859

RICHMOND REGISTER
Keith Taylor - sports@richmondregister.com
P.O. Box 99, Richmond, KY 40475
(859) 623-1669; Fax (859) 623-2337

SOMERSET COMMONWEALTH-JOURNAL
Jason Jones
P.O. Box 859, Somerset, KY 42502
(606) 678-8191; Fax (606) 679-9225

WINCHESTER SUN
Rob Herbst
P.O. Box 4300, Winchester, KY 40392
(859) 744-3123; Fax (859) 745-0638

KENTUCKY BASKETBALL MEDIA OUTLETS

SPECIALTY PUBLICATIONS

THE CATS' PAUSE
Darrell Bird, Brett Dawson
dbird@catspause.com – bdawson@catspause.com
P.O. Box 7297, Lexington, KY 40522
(859) 278-3474; Fax (859) 278-3477

HOST COMMUNICATIONS
Dave Kaplan
904 North Broadway, Lexington, KY 40505
(859) 252-6681

THE KENTUCKY ALUMNUS
Liz Howard Demoran
400 Rose St., King Alumni House, Lexington, KY 40506 (859) 257-8905; Fax (859) 323-1063

EARL COX, Syndicated Columnist
7602 Maria Ave., Louisville, KY 40222
(502) 425-5220

RADIO

WVLK Radio
Tim Woodburn - woodburnky@aol.com
P.O. Box 1559, Lexington, KY 40592
(859) 253-5900; Fax (859) 253-5948

WLAP Radio
Tom Leach, Scott McKeel - T3leach@cs.com
3549 Russell Cave Rd., Lexington, KY 40511
(859) 293-0563; Fax (859) 299-3898

KENTUCKY NETWORK
Doug Ormay - dormay@kynewsnet.com
P.O. Box 1084, Louisville, KY 40201
(502) 479-2240; (888) 566-0001; Fax
(502) 479-2231

WHAS Radio
Paul Rogers, Tony Cruise
tonyc@whas.com
4421 Bishop Lane, Louisville, KY 40218
(502) 479-2222; Fax (502) 479-2224

WLXG Radio
Chris Cross
P.O. Box 11788, Lexington, KY 40578
(859) 233-1515; Fax (859) 233-4248

WLW Radio
Bill Dennison
1111 St. Gregory St. Cincinnati, OH 45202
(513) 241-9597; Fax (513) 333-4240

WTMT Radio
Paul Willman
162 W. Broadway, Louisville, KY 40202
(502) 583-6200

RALPH HACKER, UK Broadcast Play-by-Play
3517 Castlegate Wynd, Lexington, KY 40502
(859) 266-5431; Fax (859) 268-9842
rhacker590@aol.com

SAM BOWIE, UK Broadcast Analyst
3509 Castlegate East Wynd, Lexington, KY 40502
(859) 266-2283

TELEVISION STATIONS

WKYT-TV
Rob Bromley, Dick Gabriel, Dave Baker
27sports@wkyt.com
P.O. Box 5037, Lexington, KY 40555
(859) 299-0711; (859) 293-1578

WLEX-TV
Ryan Lemond, Gary Johnson,
Krista Voda, Alan Cutler
P.O. Box 1457, Lexington, KY 40591
(859) 259-1818; Fax (859) 254-2217

WTVQ-TV
John McQuiston, Keith Spaulding, Andy Klotz
kspaulding@wtvq.com
P.O. Box 5590, Lexington, KY 40555
(859) 293-1661; Fax (859) 293-0539

WDRB-TV
Gary Montgomery, Tom Lane,
Andre Valentine, Stan Roberts
624 W. Muhammad Ali Blvd., Louisville, KY 40203
(502) 584-6441; Fax (502) 568-6751

WAVE-TV
Bob Domine, Gary Fogle, Mike Hartnet
725 South Floyd, Louisville, KY 40203
(502) 561-4144; (800) 800-9283; Fax (502) 561-4105

WHAS-TV
Garry Gupton, Brad Knoop, Lachlan McLean
P.O. Box 1100, Louisville, KY 40201
(502) 582-7256; (800) 367-3519; Fax (502) 585-5992

WLKY-TV
Fred Cowgill, Dave Reynolds, Kent Taylor
fcowgill@hearstsc.com
P.O. Box 6205, Louisville, KY 40206
(502) 893-7300; (800) 359-6198; Fax (502) 896-0725

WYMT-TV
John Lewis, Brian Milam, Jeremiah Johnson
P.O. Box 1299, Hazard, KY 41702
(606) 436-5757; (800) 467-9968; Fax (606) 439-3760

WPSD-TV
Dave Winder, Dan Phillips,
Chad Darnall, Seth Kaplan
100 Television Lane, Paducah, KY 42003-5098
(270) 415-2001; (800) 497-7388; Fax (270) 415-1981

TV-43
Casey Flinn, John Broekling
P.O. Box 4300, Hopkinsville, KY 42241-4300
(270) 885-4300; Fax (270) 886-5882

WOWK-TV
Kerry Kinsey, Steve McGehee, Sean McDowell)
555 Fifth Ave., Huntington, WV 25701-0013
(304) 525-7661; (800) 234-9695; Fax (304) 523-0545

WSAZ-TV
Keith Morehouse, Matt Sheppard
645 Fifth Ave., Huntington, WV 25701
(304) 697-4780; (800) 426-1075; Fax (304) 697-4325

WCPO-TV
Dennis Janson, John Popovich, Katherine Nero
500 Central Ave., Cincinnati, OH 45202
(513) 721-9900; Fax (513) 651-9990

WKRC-TV
Kevin Barnett, Brad Johansen
1906 Highland Ave., Cincinnati, OH 45219
(513) 763-5500; Fax (513) 421-3820

WLWT-TV
Kip Lewis, Matt Miller
140 W. 9th St., Cincinnati, OH 45202
(513) 412-5000; Fax (513) 412-6121

WXIX-TV
Greg Hoard, Dan Hoard, Andy Treinen
635 W. 7th St., Cincinnati, OH 45203
(513) 421-1919; Fax (513) 421-3022

MEDIA INFORMATION

20 (Sat.)	Kentucky at Ole Miss	CBS (R)	1:00 pm
	Vanderbilt at Florida (DH)	JPS	1:00 pm
	Miss. St. at Tenn. (DH)	JPS	3:00 pm
	Alabama at Arkansas	FSNS	5:00 pm
21 (Sun.)	LSU at Georgia	JPS	12:30 pm
23 (Tues.)	Kentucky at Alabama	ESPN	9:00 pm
24 (Wed.)	Georgia at Vanderbilt	JPS	8:00 pm
27 (Sat.)	Ole Miss at Miss. St. (DH)	JPS	1:00 pm
	S. Carolina at Florida (DH)	JPS	3:00 pm
	Arkansas at LSU	FSNS	5:00 pm
30 (Tues.)	Tennessee at Florida	ESPN	9:00 pm
31 (Wed.)	Arkansas at Ole Miss	JPS	8:00 pm

FEBRUARY

3 (Sat.)	UK at S. Carolina (Split)	JPS	1:00 pm
	Miss. St. at Arkansas (Split)	JPS	1:00 pm
	Florida at Georgia	FSNS	5:00 pm
6 (Tues.)	Florida at Kentucky	espn2	7:30 pm
7 (Wed.)	Tenn. at Arkansas (Split)	JPS	8:00 pm
	Georgia at USC (Split)	JPS	8:00 pm
10 (Sat.)	Arkansas at Florida (Split)	JPS	1:00 pm
	Miss. St. at UK (Split)	JPS	1:00 pm
	Tennessee at Ole Miss	FSNS	5:00 pm
13 (Tues.)	Florida at LSU	ESPN	7:00 pm
14 (Wed.)	Kentucky at Tenn. (Split)	JPS	8:00 pm
	Arkansas at Auburn (Split)	JPS	8:00 pm
17 (Sat.)	UK at Vanderbilt (Split)	JPS	1:00 pm
	LSU at Arkansas (Split)	JPS	1:00 pm
	Ohio State at Alabama	CBS (R)	3:30 pm
	Auburn at Mississippi State	FSNS	5:30 pm
18 (Sun.)	Florida at Tennessee	CBS (R)	2:00 pm
20 (Tues.)	Arkansas at South Carolina	ESPN	9:00 pm
21 (Wed.)	LSU at Kentucky (Split)	JPS	8:00 pm
	Georgia at Tennessee (Split)	JPS	8:00 pm
24 (Sat.)	Alabama at Florida (Split)	JPS	1:00 pm
	Tenn. at Vanderbilt (Split)	JPS	1:00 pm
	South Carolina at Georgia	FSNS	5:00 pm
25 (Sun.)	UK at Arkansas	CBS (N)	1:00 pm
27 (Tues.)	Tenn. at South Carolina	ESPN	7:00 pm
28 (Wed.)	Arkansas at Alabama (Split)	JPS	8:00 pm
	Auburn at Kentucky (Split)	JPS	8:00 pm

MARCH

3 (Sat.)	LSU at Tennessee	CBS (R)	Noon
	Wild Card (DH)	JPS	2:00 pm
	Wild Card (DH)	JPS	4:00 pm
4 (Sun.)	Kentucky at Florida	CBS (R)	Noon
8 (Thur.)*	SEC Tournament Game 1	JPS	1:00 pm
	SEC Tournament Game 2	JPS	3:15 pm
	SEC Tournament Game 3	JPS	7:30 pm
	SEC Tournament Game 4	JPS	9:45 pm
9 (Fri.)	SEC Tournament Game 5	JPS	1:00 pm
	SEC Tournament Game 6	JPS	3:15 pm
	SEC Tournament Game 7	JPS	7:30 pm
	SEC Tournament Game 8	JPS	9:45 pm
10 (Sat.)	SEC Tournament Game 9	JPS	1:00 pm
	SEC Tournament Game 10	JPS	3:15 pm
11 (Sun.)	Champ. Game (Game 11)	CBS (N)	1:00 pm

KEY

(R)	Regional	(N)	National
FSNS	Fox Sports Net South	(DH)	Doubleheader
FSN	Fox Sports Net		
JPS	Jefferson-Pilot Sports		
*	SEC Tournament, Gaylord Entertainment Center, Nashville, Tenn.		

ALL TIMES EASTERN

MEDIA INFORMATION

UNIVERSITY OF KENTUCKY

RADIO NETWORK AFFILIATE LIST

MARKET	FREQUENCY	STATION
Ashland/Huntington, W.Va.		
	1340	WCMI-AM
	92.7	WRVC-FM
Bardstown	1320	WBRT-AM
	96.7	WOKH-FM
Benton	1290/99.1	WCBL-AM/FM
Bowling Green	107.1	WBLG-FM
Cadiz	1110/106.3	WKDZ-AM/FM
Campbellsville	104.1	WCKQ-FM
Cincinnati, OH	1530	WSAI-AM
Columbia	1270/93.5	WAIN-AM/FM
Corbin	680/107.3	WCTT-AM/FM
Elizabethtown	103.5	WASE-FM
Flemingsburg	1060/95.1	WFLE-AM/FM
Frankfort	1130/103.7	WKED-AM/FM
Grayson	102.3	WUGO-FM
Greenup	1520/105.7	WLGC-AM/FM
Hardinsburg	104.3	WXBC-FM
Harlan	970	WFSR-AM
Harlan	105.1	WTUK-FM
Harrogate, Tenn./Middlesboro, Ky.		
	96.5	WXJB-FM
Hazard	101.1	WSGS-FM
Henderson	860	WSON-AM
Hopkinsville	1230/98.7	WHOP-AM/FM
Jamestown	104.9	WJRS-FM
Lebanon	1590	WLBN-AM
	100.9	WLSK-FM
Leitchfield	104.9	WKHG-FM
Lexington	630	WLAP-AM
	98.1	WBUL-FM
London	1400	WFTG-AM
	103.9	WWEL-FM
Louisville	840	WHAS-AM
	95.7	WQMF-FM
Louisa	92.3	WSAC-FM
Madisonville	93.9	WKTG-FM
Manchester	1450	WWXL-AM
Mayfield	102.1	WCBF-FM
Maysville	1240/95.9	WFTM-AM/FM
Monticello	101.7	WKYM-FM
Morganfield	1550/95.3	WMSK-AM/FM

WILDCATS ON THE AIR



Network engineer Mike Dodson and radio personalities Ralph Hacker and Sam Bowie originate a worldwide broadcast from courtside for each UK game.

RADIO BROADCASTS

Tuning into Kentucky basketball games on radio has been a tradition of following the Wildcats since the dawn of the Fabulous Five.

Even today, as Kentucky basketball continues to dominate the state in popularity from Pikeville to Paducah, fans tune into the action all across the United States. This year, nearly 100 stations will carry each game live. So whether the Big Blue fans are in Orlando, Fla., or Harlan, Ky., they can tune into the largest college basketball radio network in the country. The network reaches its outer limits thanks to such stations as clear channel WHAS in Louisville, 840 on the AM dial, or WSAI-AM in Cincinnati, at frequency 1530. Each broadcast also can be heard around the world on ukathletics.com. The rights to the UK broadcasts are owned by Sports Communications, Inc., a joint venture between Host Communications, WKYT-TV and Clear Channel Communications with WLAP Radio serving as the flagship station. For information on the UK Network, contact Mike Dodson at Host Communications, (859) 226-HOST.



RALPH HACKER

Play-by-Play Broadcaster

Ralph Hacker is in his ninth season as play-by-play announcer for the UK Radio Network, after serving as the color man for the previous two decades. In addition, Hacker handles coach Tubby Smith's pregame and postgame shows and hosts "The Big Blue Line" with the Kentucky coach every Monday night on the network.

Hacker, a native of Richmond, Ky., began his broadcasting career at age 15, doing play-by-play for high school games. By age 16, he was calling Eastern Kentucky University football and basketball. His resume also includes freelance assignments in both sports for ESPN, CBS-TV, and the UKTV Network. Hacker is in his 29th year on the UK Radio Network, and 34th covering the Wildcats.

Hacker, former president of HMH Broadcasting, Inc., oversaw radio properties including WVLK, the previous flagship station for UK sports, until he sold his conglomerate in 1999.

In 1995, Hacker renewed his wedding vows with wife Marilyn at St. Peter's Cathedral in Vatican City, while touring with the Wildcats basketball team. They have one daughter, Heather.



SAM BOWIE

Broadcast Analyst

Former University of Kentucky All-American Sam Bowie is in his fourth season as analyst on the UK Radio Network. The 11-year veteran of the NBA also handles halftime and postgame duties for each broadcast.

The Lebanon, Pa., native played three seasons for the Wildcats (1980-81, '84). Bowie battled numerous leg injuries, missing both the 1983 and '84 seasons. But he still totaled 1,285 career points (24th on the UK scoring list), averaging 13.4 points and 8.8 rebounds per game. As a senior, he averaged 10.8 points per game as the Cats advanced to the 1984 NCAA Final Four. His efforts earned him second-team All-America honors by *The Sporting News*.

Following his UK career, Bowie was the second pick of the Portland Trail Blazers in the 1984 NBA Draft, the highest overall pick by any UK Wildcat. In his first season, Bowie was named to the league's All-Rookie Team before suffering a fractured right tibia that limited his production the next four seasons in Portland.

In 1989, Bowie joined New Jersey where he enjoyed his greatest success as a professional. The 7-1 center averaged 12.8 points, 8.2 rebounds and 1.6 blocks in four years with the Nets before finishing his career with the Los Angeles Lakers in 1995.

While on the disabled list during the 1988 and '89 seasons in Portland, Bowie gained broadcast experience as the color commentator for televised Trail Blazer games.

Bowie now lives in Lexington where he also is involved in the horse industry. He made history last year when he became the first African-American named to the Kentucky Racing Commission.



ROB BROMLEY
UKTV Play-by-Play Broadcaster

Rob Bromley is in his 21st year on the UK Television Network, handling play-by-play duties for live and delayed broadcasts. Bromley called the television play-by-play of Wildcat football and basketball from 1980-86, and since that time, he has served as color commentator and sideline reporter for both networks. Once again this season, Bromley will serve as producer and host of the weekly Coach Tubby Smith television show.

A graduate of Butler University in Indianapolis, Bromley has worked on the sports staff at WKYT-TV for 22 years, the past 19 as nightly sports anchor. Prior to joining the station, he worked as a sports anchor in Lima, Ohio. He began his sportscasting career on radio in Lima, calling the play-by-play for Bowling Green University and Bluffton College as well as local high school games.



DAVE BAKER
UK Radio Pregame Host

Dave Baker is in his 12th year as a member of the UK broadcast team. Baker serves as host of "Countdown to Tip-Off," the one hour pregame show featuring Cats Pause founder Oscar Combs that leads up to gametime.

A native of Franklin, Ohio, "Buzzy" became a sports reporter at WKYT-TV in 1982, following his graduation from Georgetown (Ky.) College. He was named the station's weekend anchor in 1984 and was instrumental in founding the award-winning "Sports Spectrum" — a 20-minute comprehensive sports show on Saturday nights.

He currently teams with Tom Leach to play host to a morning show on WLAP Radio.

Baker also serves as the pregame and postgame host for UK football broadcasts.



MARTIN NEWTON
UKTV Broadcast Analyst

Martin Newton is in his sixth season as a member of the UK Television Network. Newton, who is the son of former UK Athletics Director C.M. Newton, previously served as the color commentator for the Western Kentucky Hilltoppers' basketball broadcasts.

A graduate of Samford, where he also played basketball, Newton has lived in Lexington the past nine years. After a successful career as a representative for Converse, Inc., Newton is employed by Nike.



DICK GABRIEL
UKTV Sideline Reporter

Dick Gabriel is in his sixth season as a member of the UK Television Network for basketball, handling all sideline reports. The Louisville native has been a fixture around UK sports for a number of years, and, since 1989, has handled sideline duties on UK football radio broadcasts.

Gabriel began his media career broadcasting UK sports for WBKY Radio, a public radio station on the UK campus, and as sports editor of the *Kentucky Kernel*, the school's student newspaper. His efforts earned him the "Outstanding Journalism Graduate" award in 1978. After graduation, he served as sports director for WVLK Radio in Lexington and currently co-hosts a nightly sports radio show on WLAP Radio.

Gabriel has been the sports director for WKYT-TV the past 15 years, earning two Associated Press awards for producing "Voice of Kentucky — Cawood Ledford" in 1992. Before taking his position with the television station, he worked in Dallas, Texas, as executive producer of Host Communication's Southwest Conference Football Radio Network.



TOM LEACH
UK Radio Postgame Studio Host

Tom Leach is in his 12th season as a member of the UK Radio Network. Leach, a 1983 graduate of UK, anchors the scoreboard segments during postgame, and last season, handled play-by-play duties for an ailing Ralph Hacker.

Leach, the play-by-play voice of the UK football team, serves as sports director for WLAP Radio in Lexington, a position he formerly held at WVLK Radio for nine years. He began as news and sports reporter at WVLK in 1984. A native of Paris, Ky., he is a three-time winner of The Associated Press' "Best Sports Program" award. He also won an Eclipse Award in 1993 and 1999 for his thoroughbred horse racing coverage, and in 1997, was named "Kentucky Sportscaster of the Year."

He currently teams with Dave Baker on the WLAP Radio morning show.

MEDIA INFORMATION

UNIVERSITY OF KENTUCKY
RADIO/TV NETWORK AFFILIATE LIST

Owensboro	1490	WOMI-AM
	92.5	WBKR-FM
Owingsville/Morehead		
	107.7	WKCA-FM
	96.3	WIKO-FM
Paducah	1450/94.3	WDXR-AM/FM
Paintsville	1490/98.9	WSIP-AM/FM
Pikeville	1240/103.1	WPKE-AM/FM
	93.1	WDHR-FM
Pound, Va.	102.3	WDXC-FM
Prestonsburg	1310	WDOC-AM
	95.5	WQHY-FM
Princeton	1580	WPKY-AM
	104.9	WAVJ-FM
Providence/Madisonville		
	97.7	WHRZ-FM
Shelbyville	940	WCND-AM
	105.7	WYKY-FM
Somerset	1240	WSFC-AM
	97.1	WSEK-FM
	93.9	WWZB-FM
Whitley City	105.9	WHAY-FM
Wickcliffe	95.9	WGKY-FM
Williamsburg	1440/104.3	WEZJ-AM/FM

UKTV AFFILIATES

Bowling Green	WBKO-TV
Evansville, Ind.	WTVW-TV
Hazard	WYMT-TV
Harrogate, Tenn.	W18AN-TV
Hopkinsville	TV-43
Huntington, W.Va.	WSAZ-TV
Lexington	WKYT-TV
Louisville	WAVE-TV
Paducah	WPSD-TV

CABLE AFFILIATES

Fox Sports Net – South	Southern US
Miami Valley Channel	Dayton, Ohio
Fox Sports Net – Ohio	OH, KY, IN, PA, NY
Comcast-Sports Southeast	GA, AL, FL, KY, TN

LEXINGTON MOTELS

Best Western Regency
(112 Rooms)
2241 Elkhorn Rd.
859-293-2202

Bluegrass Suites
(110 Rooms)
2400 Buena Vista Drive
859-293-6113

Campbell House Inn/Suites
(373 Rooms)
1375 Harrodsburg Road
859-255-4281

Comfort Inn
(124 Rooms)
2381 Buena Vista Drive
859-299-0302

Comfort Suites
(59 Suites)
5527 Athens-Boonesboro Rd.
859-263-0777

Comfort Suites - Beaumont
(72 Suites)
3070 Fieldstone Way
859-296-4446

Country Inn & Suites
(53 Rooms)
2297 Executive Dr.
859-299-8844

Courtyard by Marriott
(158 Rooms)
755 Newtown Ct.
859-253-4646

Courtyard by Marriott - Hamburg
(90 rooms)
1951 Pleasant Ridge
859-243-2952

Days Inn South
(56 Rooms)
5575 Athens-Boonesboro Rd.
859-263-3100

Econo Lodge
(69 Rooms)
5527 Athens-Boonesboro Rd.
859-263-5101

Econo Lodge
(110 Rooms)
925 Newtown Pike
859-231-6300

Embassy Suites
(230 Rooms)
1801 Newtown Pk.
859-455-5000

Fairfield Inn
(63 Rooms)
3050 Lake Crest Cir.
859-224-3338

Four Points Hotel
(174 Rooms)
1938 Stanton Way
800-259-1311

Greenleaf Inn
(111 Rooms)
2280 Nicholasville Rd.
859-277-1191

Hampton Inn
(125 Rooms)
2251 Elkhorn Road
859-299-2613

Hampton Inn South
(68 Rooms)
3060 Lake Crest Cir.
859-223-0088

Hilton Suites
(174 Rooms)
3195 Nicholasville Rd.
859-271-4000

Hilton Garden Inn
(100 Rooms)
1973 Plaudit Place
859-543-8300

Holiday Inn North
(307 Rooms)
1950 Newtown Pike
859-233-0512

Holiday Inn South
(150 Rooms)
5532 Athens-Boonesboro Rd.
859-263-5241

Hyatt Regency
(374 Rooms)
400 West Vine Street
859-253-1234

Kentucky Inn
(111 Rooms)
525 Waller Avenue
859-254-1177

LaQuinta Inn
(132 Rooms)
1919 Stanton Way
859-231-7551

Marriott Griffin Gate
(409 Rooms)
1800 Newtown Pike
859-231-5100

Radisson Plaza
(389 Rooms)
369 West Vine Street
859-231-9000

Red Roof Inn
(118 Rooms)
2651 Wilhite Drive
859-277-9400

Residence Inn by Marriott
(80 Rooms)
1080 Newtown Pk.
859-231-6191

Sheraton Suites
(155 Rooms)
2601 Richmond Road
859-268-0060

Shoney's Inn
(101 Rooms)
2753 Richmond Road
859-269-4999

Springs Inn
(196 Rooms)
2020 Harrodsburg Road
859-277-5751

University Inn Motel-Suites
(34 Rooms)
1229 S. Limestone
859-259-1311

TRANSPORTATION

CAR RENTALS

Avis
(859) 281-1681
1-800-831-2847
1059 S. Broadway
Blue Grass Airport

Budget
(859) 254-5400
1-800-527-0700
1127 Winchester Rd.
Blue Grass Airport

Enterprise
1-800-325-8007
(3 locations)

Hertz
(859) 254-3496
1-800-654-3131
1800 Newtown Pk.
Blue Grass Airport

National
(859) 254-8806
1-800-227-7368
Blue Grass Airport

Thrifty
(859) 255-9641
1-800-367-2277
568 New Circle Rd.

TAXI SERVICES

United Transportation
(859) 231-8294
708 West Third St.

AIRLINE SERVICES

Delta Airlines
1-800-221-1212

Northwest Airlink
1-800-225-2525

Trans World Airlines
1-800-221-2000

US Air
(859) 255-8555
1-800-428-4322

United Airlines
(859) 253-3800
1-800-241-6522



2001 OUTLOOK

Saul Smith, the Wildcats' only senior, is expected to provide leadership for a young, but deep, Kentucky squad.



WITH FULL ROSTER,

Smith's Cats Ready to Tame Competition



Tubby Smith begins his fourth season coaching the Kentucky Wildcats.

When Syracuse led by two in the second half of the Cats' NCAA Tournament battle last season, Tubby Smith turned and gazed down his bench. His characteristic glare spotted more suits and ties than available Wildcats in uniform. He needed relief, lots of it, but through a multitude of unfortunate incidents, Smith had but four reserves left.

As the stress began to build, Smith knew his 2001 squad would have to have two important elements – depth and more confident shooters.

"We didn't get off to a good start last season shooting the ball, and that lack of confidence stayed with us all season long," said Smith, who in three years at Kentucky has recorded 86 wins and just 23 defeats. "I didn't expect it to all of a sudden reappear."

In 2000, the Wildcats tallied the worst field goal percentage since 1963, canning 42.3 percent of their shots. In addition, UK shot 29.2 percent from outside the arc, the lowest percentage since the three-point rule was adopted in 1987.

"That will be a key difference in this year's team," Smith said. "J.P. Blevins, Saul Smith and Todd Tackett are all better shooters than their effort showed a year ago, and with the addition of Gerald Fitch, Cory Sears and Marquis Estill, those percentages should rise this season. At least they better!"

While the shooting should improve, the maturity level of the squad is still low. Nine of the 14 Wildcats are sophomores and freshmen and there's only one senior to honor at Senior Night – Saul Smith.



"We've got some skilled players, but they'll need to mature in a hurry and develop physically to handle the rigorous schedule we've got again this year," Smith said. "It seems like all our tough opponents are on the road. Just look at our first game against St. John's in Madison Square Garden. That should send a message to our team right away that we better be ready."

And ready the next night to face either Kansas or UCLA in the second round of the Coaches vs. Cancer Classic. Ready over the holidays to battle the likes of North Carolina, Georgia Tech, national champ Michigan State and Louisville – all on the road.

"We've got to be ready to win each game right from the beginning," Smith added, "because December will prove to be the toughest month in the history of Kentucky basketball."

Tougher, according to Smith, than even last season when two independent RPI polls measured the Wildcats' schedule No. 1 nationally. And don't forget the highly competitive Southeastern Conference. When Kentucky whipped Florida at Rupp Arena in the season finale, the league was left with an unprecedented four-way tie for the regular-season title. This season, Kentucky again faces SEC favorite Tennessee and national runner-up Florida as well as Arkansas, LSU and revamped programs at South Carolina and Auburn.

"What worries me is we lost Jamaal Magloire, a first-team All-SEC pick who had played in 145 games in a four-year period. We also lose Steve Masiello, whose leadership was invaluable. And then Desmond Allison transfers after starting nearly two seasons," Smith said. "Now we're left to replace Magloire and Allison in the starting lineup with two sophomores – Keith Bogans, who started most of one season, and Marvin Stone, who averaged 14 minutes per game last year.

"With these younger guys, there's no doubt in my mind the learning curve will be great, but it takes time and patience. I thought that last year I had the patience of Job. This year will require even more."

The trade-off for immaturity is raw talent. With the deeper bench comes a more athletic team. Cliff Hawkins is billed as one of the best defenders nationally in the incoming class. Fitch is a scorer from either point or shooting guard. Estill, now an owner of healthy knees *and* a 50-pound lighter frame, can score from inside or out. And don't forget Jason Parker, a 6-8 bolt of power who showed up at Kentucky in August as a two-time North Carolina high school Player of the Year. Now, for the first time since arriving in the Bluegrass, the entire team is comprised of Tubby Smith recruits.

"I've watched these guys in workouts and they understand the system, even though we're still doing a lot of teaching," Smith said. "But as long as they're learning, we now have guys here that can carry us. The weight falls on the shoulders of the upperclassmen as well as Keith and Marvin. Of the returnees, they're the ones who have played the most minutes. They're the ones who will have to carry us until our newcomers mature."

The maturing depth will be a key. In the national championship season of 1998, nine players averaged double-

"With the new players, we can be much more aggressive defensively, Last season, because of our short bench, we weren't able to get the press going like we wanted. I envision this being our deepest team since the 1998 champions."

– Tubby Smith

Tayshaun Prince is the Cats' leading returning scorer and rebounder.

YOUNG ATHLETICISM WILL KEY UK'S TITLE CHANCES



HAWKINS TO WEAR NO. 1

Freshman southpaw Cliff Hawkins will be the first Wildcat on record to wear jersey No. 1 when Kentucky opens the 2000-01 season.

Previously, NCAA rules prohibited jersey numbers 1 or 2 from being used to avoid confusion with other signals given by game officials. The rule was rescinded last season making the numbers available in college basketball.

NO. 1 CHEERLEADERS, AGAIN

The Kentucky cheerleaders captured their sixth straight national title at the National College Cheerleading Championships last January in Orlando. The unprecedented domination now has the UK trophy case holding 10 UCA titles in the last 16 seasons.

ATTENDANCE CHAMPIONS

For the fifth straight season, the Wildcats led the nation in attendance, averaging 22,448 fans per game in 2000. It is UK's 13th national attendance title since Rupp Arena opened in 1976-77.



figures minutes and no one played more than 28 minutes per game.

In '99, Smith used the two-platoon system to get within eight points of the Cats' fourth straight trip to the Final Four. Ten players that season averaged 9.5 minutes or more per outing and no player averaged more than 29 minutes per game.

Last season, only eight players played double-figure minutes with three averaging 29 minutes or more per game.

"With the new players, we can be much more aggressive defensively, Smith said. "Last season, because of our short bench, we weren't able to get the press going like we wanted. I envision this being our deepest team since the 1998 champions." Deep enough to reinstall "Tubby Ball," a proven system of solid defense, rebounding and uptempo action? Deep enough to put the Cats back near the top of the national rankings?

"We have seven new players, who in time, will play a major role in our success," Smith said. "Their impact will enhance our chances to force tempo and play the championship style of basketball we want to play at Kentucky."

But first and foremost, a full bench will now catch the attention of one relieved Smith.

FELINE FACTS

The Wildcats' leading scorer last season, **Tayshaun Prince**, returns for his junior season and moves back into a position he played as a freshman – small forward. Last season, Prince started at the three-spot in nine games, but when Smith went to a smaller lineup against Louisville, Bogans came in at shooting guard, Allison moved to small forward and the slender Prince moved to power forward.

With Allison gone, Prince can now use his 6-9 athletic frame to create mismatches for opponents at the swing position.

"I think it will be hard for people to match up with him because of his height," Smith said. "In our motion offense, he can post people up or go outside and penetrate to score or pass if needed. But by moving him away from the basket, I'm concerned we may lose his rebounding. So our guys down low will have to pick up the slack."

Prince averaged 13.3 points and 6.0 rebounds per game last season, but shot just 42.3 percent from the field and 30.7 percent from three-point range. He spent two weeks in July playing for the U.S. Young Men's National Team, which captured the silver medal in Brazil. "I thought he had a good summer. The nasal surgery he had in April should pay dividends in his stamina and the experience with the national team will help him understand the effort needed night in and night out to be a leader," Smith said. "We're counting on that."

Posting big numbers on the scoreboard will be **Keith Bogans**, who returns for his sophomore campaign after earning freshman All-SEC honors. Last season, his scoring increased throughout the year. He averaged 12.5 ppg for his rookie year, but 16.5 ppg over the last 15 games.

"Keith needs to improve his shot selection, but he really owns the total package," Smith said. "He can put the ball on the floor and shoot with range."

Bogans also set a UK freshman record for most steals in a season with 47. But according to Smith, those thefts were due to his athleticism, not necessarily his knack for solid fundamentals.

"When he makes up his mind to be a great defender, he will succeed at that too. Or when we help him make up his mind," Smith chuckled.

Bogans also will see action at small forward, since both positions are nearly identical in the Smith's motion offense. He's one of several Cats who can play at least two positions, a factor that should pay dividends over the 28-game schedule.

Saul Smith is the incumbent at the point guard position and the Cats' last link to the 1998 NCAA title. He's played in 109 games as a Wildcat, thriving under a heavy microscope as the coach's son.

"Saul needs to step up this season and do three things," Tubby Smith said. "He has to be a leader, he has to play great defense on the opponent's point guard and he needs to shoot the ball better."

Marvin Stone is "ready to blossom," according to Tubby Smith.

As a sophomore, Saul Smith shot 35.6 percent from three-point range while backing up Wayne Turner. Last season, cast into the starter's role with an entire team struggling to score, he dished out 115 assists to lead the squad, but canned just 27.0 percent from beyond the arc.

The best shooter on the team was his backup, **J.P. Blevins**, who averaged nearly 17 minutes per game. The junior managed to convert 35.8 percent of his three-point shots, one of only three Wildcats to shoot better than 30 percent from outside.

"He's our most confident shooter," Smith added.

Smith expects all six freshmen to make an impact on the team, either in practice or in games. But two freshmen who should contribute quickly are **Cliff Hawkins** and **Gerald Fitch**.

Hawkins is a Turner-type point guard who can break down a defender and penetrate to the basket for an easy bucket or a terrific pass. Fitch burst onto the college basketball radar screen last season by lighting up the nets from outside, finishing as the Class 4A Player of the Year in Georgia.

"He's a good scorer, very versatile and will help us at both point and shooting guard," Smith said. "Cliff is a crisp, talented, athletic point guard who can penetrate and distribute the ball. I expect those guys to contribute right away, they have to."

Adding depth at shooting guard will be **Todd Tackett**, a junior sharpshooter who's looking to find his range this season after struggling in appearances the last two years. **Matt Heissenbuttel**, a Lexington native, will walk-on the squad, and at 6-4, gives the Cats more size on the perimeter and a solid shooting touch.

"Todd must make shots this year," Smith said. "He had opportunities last year, not quite as many as he thought he should, but like anything else, when you get a chance you have to be ready to perform.

"Matt is a lot like Todd in that he's another Kentuckian who comes in knowing what a privilege it is to be a Kentucky Wildcat. I hope that same pride and work ethic will carry over to the entire team."

Another freshman, **Erik Daniels**, will have an opportunity to back up Prince at small forward. The 6-7 slasher has the frame to play the swing position but must get stronger. Likewise, **Cory Sears**, a freshman from Corbin who attended Hargrave Military Academy, will play both shooting guard and small forward. Sears, at age 20, is older than most freshmen, so the shooter should help in providing maturity for a very young squad.

"I was very surprised at how well Cory shoots the ball," Smith said. "And his athleticism is better than I expected. He will be a great addition to our ballclub."

Down on the front line is where the Wildcats are strongest. The four big Cats – Stone, Estill, Parker and Camara – can play either power forward or center. Together, they'll have to replace a first-team All-SEC selection in Jamaal Magloire.

"By tournament time, we should be more prepared down low," Smith said. "Marvin and Marquis are two exceptional passers and have shown me that they can play at this level. It's critical they're ready to stay healthy and be physically prepared to handle the rigors of a long season."

OUTLOOK

98TH SEASON ON DECK

The Kentucky Wildcats will begin their 98th season of college basketball when they tip off the season in the Coaches vs. Cancer Classic at Madison Square Garden on Nov. 9. It's the earliest opening date in school history.

In the past 97 seasons, UK has won seven NCAA titles — 1948, '49, '51, '58, '78, '96 and '98 — and totaled the most wins in college basketball as well as the highest winning percentage (76.4%).

UK also owns three NCAA runner-up finishes, 13 Final Four appearances, a national-record 40 NCAA Tourney appearances, 40 SEC titles, 22 SEC Tournament titles and a record 10 30-win seasons.

All-Time Wins

1. Kentucky	1,771
2. North Carolina	1,755
3. Kansas	1,712

RUPP ARENA DOMINATION

UK finished the 1999-00 season with a perfect 14-0 record at Rupp Arena, running its win streak in the facility to 20 games. The mark is tied for the sixth longest current win streak in the nation.

Overall, the Cats are 317-35 (90.1%) in Rupp since it opened in 1976-77. UK will be celebrating its 25th anniversary in the building during the 2001 season.

UK has not had a losing season at home in 72 years, the longest streak in the nation. It's a record that began in 1927-28 when the Cats were 6-2 at home.

OUTLOOK STATISTICS

Production Returning

Points: 69.6%
Rebounds: 66.3%
Assists: 76.1%
Blocks: 63.8%
Steals: 77.6%

Team Composition:

Seniors: 1
Juniors: 4
Sophomores: 3
Freshmen: 6



Saul Smith and Keith Bogans return as UK's starting guards.



POSTSEASON PERFORMANCES

Kentucky is 55-9 in postseason play since 1992, playing in four Final Fours, winning two NCAA Championships and seven Southeastern Conference Tournament titles.

Coach Tubby Smith knows the importance of March Madness. In three years at Kentucky, Smith has coached the Wildcats to a 17-3 record in the month of March.

THREE-POINT STREAK

The Wildcats have hit three-pointers in 407 consecutive games, the fourth longest streak in the nation. The last time UK was held without a three-point field goal was Nov. 26, 1988, a three-point loss to Seton Hall in the Great Alaska Shootout. Since the rule was implemented in 1986-87, only UNLV, Vanderbilt and Georgia Tech have converted a three-point shot in every game played.

Marquis Estill battled sore knees during his senior season at Madison Central High School. A new injury surfaced last fall and while he sat out the 2000 campaign as a partial qualifier, he underwent surgery to repair his injured left knee, then rehabilitated and joined the practice squad in January. Now, he'll have an opportunity to show his inside-out offensive abilities, skills that had him leading the state in field goal percentage (76.9%) as a sophomore in high school.

Marvin Stone, who suffered a fractured thumb late last season, is blessed with solid offensive skills – shooting, passing, handling – and at 6-10, 248 pounds, has the body to bang inside. After backing up Magloire much of last season, he'll have an opportunity to shine in 2001.

"He's ready to blossom," Smith said. "Marvin's going to have to turn up the heat at center. He's extremely talented on a lot of levels and the sky's the limit for him."

Providing support is **Jason Parker**, a 6-8, 255-pound freshman who attended Fork Union Military Academy last season. Many compare him to Duke's Elton Brand. Some even mention Wes Unseld in the same breath. But Smith isn't quick to anoint him savior status.

"Like all our freshmen, Jason will have to adapt to the college game," Smith said. "Fortunately for him, he's gifted with strength, the first major hurdle all freshmen must achieve. But if he gets in great shape, he can definitely help us inside."

Jules Camara, at 6-11 the tallest member on the team, may possess the biggest upside of any player on the team. He played well down the stretch for the Cats, stepping into the starting role at power forward at tournament time and averaging 9.5 points, 6.0 rebounds and 3.0 blocks per game in NCAA action.

"If he's eligible, he will be counted on in clutch moments," Smith said. "I have no doubt that he will pick up where he left off in the tournament last season."

This is Camara's fifth year of basketball in the States, two at Oak Hill Academy, two previous years at Kentucky. He's a terror defensively, possesses great athleticism and can shoot consistently to 18 feet.

But Camara, like the rest of the squad, must build confidence right from the start.

The questions are clear. And to Smith, his 2001 Wildcats possess the answers.

Tubby Smith has a cast of Wildcats that is young, but talented. If they mature, UK could make a big push in postseason play.



2001 WILDCATS

Keith Bogans averaged 15.5 points per game in the NCAA Tournament last season and is one of three returning starters for the Wildcats in 2001.



NUMERICAL

No.	Name	Pos.	Ht.	Wt.	Cl.	Exp.	Hometown (High School)
1	Cliff Hawkins	G	6-1	185	Fr.	HS	Dumfries, Va. (Oak Hill, Va.)
3	J.P. Blevins	G	6-2	181	Jr.	2L	Edmonton, Ky. (Metcalfe Co.)
4	Gerald Fitch	G	6-3	185	Fr.	HS	Macon, Ga. (Westside)
10	Keith Bogans	G	6-5	205	So.	1L	Alexandria, Va. (DeMatha)
11	Saul Smith	G	6-2	175	Sr.	3L	Athens, Ga. (Clarke Central)
12	Todd Tackett	G	6-2	183	Jr.	2L	Paintsville, Ky. (Paintsville)
14	Erik Daniels	G/F	6-7	200	Fr.	HS	Cincinnati, Ohio (Princeton)
15	Matt Heissenbuttel	G	6-4	190	Fr.	HS	Lexington, Ky. (Lexington Catholic)
21	Tayshaun Prince	F	6-9	215	Jr.	2L	Compton, Calif. (Dominguez)
24	Marvin Stone	F/C	6-10	248	So.	1L	Huntsville, Ala. (Grissom)
33	Cory Sears	G/F	6-6	190	Fr.	HS	Corbin, Ky. (Corbin/Hargrave)
40	Souleymane "Jules" Camara	F	6-11	223	Jr.	2L	Dakar, Senegal (Oak Hill, Va.)
42	Jason Parker	F	6-8	255	Fr.	HS	Charlotte, N.C. (W. Charlotte/Fork Union)
50	Marquis Estill	F	6-9	238	So.	SQ	Richmond, Ky. (Madison Central)

ALPHABETICAL

No.	Name	Pos.	Ht.	Wt.	Cl.	Exp.	Hometown (High School)
3	J.P. Blevins	G	6-2	181	Jr.	2L	Edmonton, Ky. (Metcalfe Co.)
10	Keith Bogans	G	6-5	205	So.	1L	Alexandria, Va. (DeMatha)
40	Souleymane "Jules" Camara	F	6-11	223	Jr.	2L	Dakar, Senegal (Oak Hill, Va.)
14	Erik Daniels	G/F	6-7	200	Fr.	HS	Cincinnati, Ohio (Princeton)
50	Marquis Estill	F	6-9	238	So.	SQ	Richmond, Ky. (Madison Central)
4	Gerald Fitch	G	6-3	185	Fr.	HS	Macon, Ga. (Westside)
1	Cliff Hawkins	G	6-1	185	Fr.	HS	Dumfries, Va. (Oak Hill, Va.)
15	Matt Heissenbuttel	G	6-4	190	Fr.	HS	Lexington, Ky. (Lexington Catholic)
42	Jason Parker	F	6-8	255	Fr.	HS	Charlotte, N.C. (W. Charlotte/Fork Union)
21	Tayshaun Prince	F	6-9	215	Jr.	2L	Compton, Calif. (Dominguez)
33	Cory Sears	G/F	6-6	190	Fr.	HS	Corbin, Ky. (Corbin/Hargrave)
11	Saul Smith	G	6-2	175	Sr.	3L	Athens, Ga. (Clarke Central)
24	Marvin Stone	F/C	6-10	248	So.	1L	Huntsville, Ala. (Grissom)
12	Todd Tackett	G	6-2	183	Jr.	2L	Paintsville, Ky. (Paintsville)

Pronunciation Guide: Keith Bogans (BOE-gans), Souleymane (SUE-lee-mane) "Jules (Jewels)" Camara (ka-MAR-a), Marquis (mar-KWEES) Estill (ESS-stal), Matt Heissenbuttel (HISE-en-buttel), Tayshaun (TAE-shon) Prince



SEATED: (L-R) Assistant Coach Mike Sutton, Coach Tubby Smith, Matt Heissenbuttel, Cliff Hawkins, Todd Tackett, Saul Smith, J.P. Blevins, Keith Bogans, Gerald Fitch, Associate Coach George Felton, Assistant Coach David Hobbs. **Back Row:** Strength Coach Tom Boyd, Athletic Trainer David Kindy, Basketball Director Reggie Hanson, Cory Sears, Marquis Estill, Jules Camara, Marvin Stone, Tayshaun Prince, Erik Daniels, Manager G.G. Smith, Equipment Manager Bill Keightley, Special Assistant A.J. Summers. **Not Pictured:** Jason Parker.



CLIFF HAWKINS
GUARD

1
6-1 – 185 – Fr.
Dumfries, Va.
(Oak Hill, Va.)



J.P. BLEVINS
GUARD

3
6-2 – 181 – Jr.
Edmonton, Ky.
(Metcalfe County)



GERALD FITCH
GUARD

4
6-3 – 185 – Fr.
Macon, Ga.
(Westside)



KEITH BOGANS
GUARD

10
6-5 – 205 – So.
Alexandria, Va.
(DeMatha Catholic)



SAUL SMITH
GUARD

11
6-2 – 175 – Sr.
Athens, Ga.
(Clarke Central)



TODD TACKETT
GUARD

12
6-2 – 183 – Jr.
Paintsville, Ky.
(Paintsville)



ERIK DANIELS
GUARD/FORWARD

14
6-7 – 200 – Fr.
Cincinnati, Ohio
(Princeton)



MATT HEISSENBUTTEL
GUARD

15
6-4 – 190 – Fr.
Lexington, Ky.
(Lexington Catholic)



TAYSHAUN PRINCE
FORWARD

21
6-9 – 215 – Jr.
Compton, Calif.
(Dominguez)



MARVIN STONE
FORWARD/CENTER

24
6-10 – 248 – So.
Huntsville, Ala.
(Grissom)



CORY SEARS
GUARD/FORWARD

33
6-6 – 190 – Fr.
Corbin, Ky.
(Corbin/Hargrave)



JULES CAMARA
FORWARD

40
6-11 – 223 – Jr.
Dakar, Senegal
(Oak Hill Academy)



JASON PARKER
FORWARD

42
6-8 – 255 – Fr.
Charlotte, N.C. (W.
Charlotte/Fork Union)



MARQUIS ESTILL
FORWARD

50
6-9 – 238 – So.
Richmond, Ky.
(Madison Central)

CAT scratches

FULL NAME: John Paul Blevins, Jr.
NICKNAME: "Blevs"
BIRTHDATE: May 8, 1979
PLACE OF BIRTH: Bowling Green, Ky.
PARENTS: John Paul and Martha Blevins
SIBLINGS: David, John
MAJOR: Communications
HIGH SCHOOL COACH: Tim McMurtrey
HIGH SCHOOL MASCOT: Hornets

questions & answers

The thing I like most about Kentucky basketball is: The fans
If I have another career besides pro basketball it is: A mime
Favorite sport other than basketball: Squash
The best player I've ever played against was: Dan McHale
Favorite Tubby Smith phrase or action during a game: "J.P., get in!"
Of my teammates, the one who dominates the video games: Tayshaun
Favorite TV show: Christopher Lowell Show
If I were on "Survivor," the one luxury item I would take to the island: Assault rifle
What would I do if I won a million dollars: Spend it
Favorite movie: "Scarface"
If a movie were made of my life, the actor that would play me: Mini-Me (Verne Troyer)
What person in history would I most like to meet: Adolph Rupp
My favorite all-time sporting event I saw on TV was: Kentucky's 1996 and '98 championships
My favorite comedian is: Chris Rock
My favorite wrestler is: Ricky "The Dragon" Steamboat
Not many people know this but I: Can fall asleep in less than a minute
My favorite all-time Christmas gift was: A little basketball goal
My mom's best home cooked meal is: Spaghetti

blevins' career highs

		OPPONENT	DATE
Points	14	Georgia	2/19/00
FG Made	5	Georgia	2/19/00
FG Atts.	11	Georgia	2/19/00
3FG Made	4	Georgia	2/19/00
3FG Atts.	8	Georgia	2/19/00
FT Made	4	Twice	
FT Atts.	4	Four times	
Rebounds	4	Mich. St.	12/23/99
Assists	4	Georgia	2/19/00
Turnovers	3	Ole Miss	1/19/00
Blocks	0		
Steals	3	LSU	2/13/00
Minutes	31	Twice	

J.P. BLEVINS





3
6-2 • 181
JUNIOR
GUARD
EDMONTON, KY.
METCALFE COUNTY HIGH SCHOOL

GENERAL

Will provide depth at point guard… A threat from three-point range, must gain experience and confidence as a floor leader… Good ballhandler… The Cats' most consistent three-point shooter… Was UK's second-best free throw shooter… Will continue to see quality playing time at point guard.

1999-00

Named to the UK Athletics Director's Honor Roll for both the fall and spring semesters of 1999-2000… Earned Academic All-SEC honors with a 3.82 GPA in general studies, the highest GPA among those recognized by the league… Played in every game with two starts as a sophomore… UK's top 3FG shooter (35.8%)… Earned the following team awards — Student-Athlete of the Year, Top Three-Point Shooter, Top Free-Throw Shooter and Most Improved… Against Georgia (2/19/00), started and scored 14 points while hitting a career-high four threes and dished out four assists… In his two starting assignments (Missouri and Georgia), averaged 13.5 ppg while shooting 9-of-17 from the field, 6-of-11 from 3-point range and seven total assists… Made his first collegiate start against Missouri, finishing with 13 points and three assists while hitting two-of-three 3FG shots and no turnovers in 31 minutes… Nailed two clutch treys midway through the second half vs. S. Carolina (2/5/00) to give UK a five-point lead… Ranked second on the team from the foul line (76.0%)… Great night against Michigan State: nine points behind three three-pointers, four rebounds and two steals… His third three-pointer gave UK the lead for good against the Spartans, 50-49, with 7:21 remaining.

1998-99

Saw action in 13 games as a freshman… Drained a three-pointer vs. New Mexico State in the NCAA Tournament… Against LSU, canned a three-pointer from long range in the final four minutes… Grabbed a season-high two boards vs. Florida… Hit a three-pointer against EKU in his first college field goal attempt… Made Athletics Director's Honor Roll for the spring of '99, achieving a perfect 4.0 GPA in business.

HIGH SCHOOL

Played varsity basketball since 7th grade, starting at point guard since 8th grade, scoring 2,994 career points… Named first team all-state as a junior and senior by the *Lexington Herald-Leader*, the *Louisville Courier-Journal* and The Associated Press… Led the Hornets to a 97-73 record during his six seasons, winning five 16th District titles and five Class A regional crowns… He was named to the all-district team five consecutive years, the all-region team four seasons, the All-Class A Regional Tournament team five times and the Class A All-State Tournament team three times… He also earned academic all-state honors in 1996, '97 and '98… Scored a career-high 51 points against Clinton County… Averaged 23.7 ppg, 6.6 rpg and 3.6 apg as a senior, 26.2 ppg, 5.6 rpg and 4.2 apg as a junior… Missed 17 games during his sophomore season after contracting mononucleosis… Named to the Kentucky All-Stars and also participated in the Kentucky Derby Classic… Coached by Tim McMurtrey.

SMITH ON BLEVINS

"He's one of our most confident outside shooters. He'll play both point and shooting guard for us and we expect him to step up and provide leadership for this team."

blevins' statistics

YEAR	G-S	MIN-AVG	FG-A	PCT	3FG-A	PCT	FT-A	PCT	REB-AVG	PF-D	AT	TO	BS	ST	TP-AVG
98-99	13-0	64-4.9	4-12	.333	3-9	.333	0-1	.000	6-0.5	5-0	3	9	0	1	11-0.8
99-00	33-2	543-16.5	45-116	.388	30-81	.358	19-25	.760	41-1.2	29-0	42	24	0	15	138-4.2
Totals	46-2	607-13.2	49-128	.383	32-90	.356	19-26	.731	47-1.0	34-0	45	33	0	16	149-3.2





10

6-5 • 205

SOPHOMORE

GUARD

ALEXANDRIA, VA.

DeMATHA CATHOLIC HIGH SCHOOL

KEITH BOGANS

GENERAL

Returning starter at shooting guard… Can play either guard position and small forward, with shooting guard his natural position… The team's second-leading returning scorer… Averaged 15.5 ppg in NCAA Tournament play last season… All-America potential… Serving on the NABC Student Basketball Council that gives student-athletes voice in basketball issues… Last name pronounced "BOE-gans."

1999-00

Named to the All-SEC Freshman Team… Played in every game with 23 starts, earning his first start vs. Louisville… Set the UK freshman record for steals in a season with 47, breaking the mark of 45 held by Chris Mills (1989)… Finished third on the team in scoring (12.5 ppg) and second in SEC play (13.7 ppg)… Scored in double figures 20 times, including 15 of the last 17 games… Earned the team's Freshman Leadership Award… Topped 20 points five times, including twice against Arkansas… Tied his career best with a game-high 25 points, hitting four-of-six three-point attempts, in the loss to the Hogs in the SEC Tournament… In the regular-season meeting with the Razorbacks, scored a game-high 22 points while matching his career-high nine rebounds… Against SEC competition, finished 13th in scoring, ninth in three-pointers made (1.9 pg) and tied for eighth in steals (1.6 spg)… Also scored at least 20 in three consecutive games, only the second Wildcat freshman to accomplish that feat since freshmen became eligible in 1972-73… Tallied 25 points against No. 6 Tennessee (2/1/00), 21 against South Carolina (2/5/00) and 24 at No. 12 Florida, including 19 in the second half, to average 23.3 ppg during the three-game stretch… It was a career effort vs. the Vols: 25 points on 8-of-17 shooting, including 4-of-9 from 3-point range, five assists and two steals… His 25 points were the most by a UK freshman since Rod Rhodes in 1992-93… Tallied a team-high 16 points vs. Miami… His consecutive string of free throws made ended at 15… Break-out game came against Maryland in the Preseason NIT, finishing with 17 points, including a 6-of-7 performance from the foul line… Scored his first collegiate points vs. Utah.

HIGH SCHOOL

A first-team McDonald's and *Parade* All-American and named "Prep Player of the Year" by *Basketball Times*… Also picked second-team All-American by *USA Today*… Lettered all four years for legendary coach Morgan Wootten… For four straight years, picked All-Washington Catholic Athletic Conference, All-Metro and made the All-Tournament team at the prestigious Alhambra Invitational, becoming the first player to achieve that feat at the Alhambra Invitational… He's the only Stag to play varsity all four years other than former star Adrian Dantley… Averaged 12.7 points and 3.6 rebounds per game as a freshman, 18.5 ppg, 4.3 rpg and 3.7 apg as a sophomore, 19.2 ppg, 6.0 rpg and 2.3 apg as a junior and 17.9 ppg, 7.0 rpg and 2.3 apg as a senior… The Stags were the top high school team in the nation prior to his senior year, before finishing with a 28-4 record and a No. 6 ranking overall in the *USA Today* poll… As a junior, his squad finished with a 34-1 record and a No. 3 national ranking and he was named a second-team *Parade* All-American and MVP of the City title game… After his senior year, participated in the McDonald's All-America game where he tallied 19 points, five rebounds and five assists… Followed up with 14 points, 10 boards and three assists in the Magic Johnson All-Star game… Chose Kentucky over North Carolina, Michigan and Connecticut.

SMITH ON BOGANS

"He owns the total package. He can put the ball on the floor and shoot with range. The areas where he needs to improve are his shot selection and his defense. When he makes up his mind, he will be a great defender."

bogans' statistics

Year	G-S	Min.-Avg.	FG-A	Pct.	3FG-A	Pct.	FT-A	Pct.	Reb.-Avg.	PF-D	AT	TO	BS	St	TP-Avg.
99-00	33-23	917-27.8	138-339	.407	48-164	.283	87-135	.644	119-3.6	57-0	57	80	1	47	411-12.5

2001 WILDCATS

CAT scratches

FULL NAME: Keith Bogans
NICKNAME: "Bogie"
BIRTHDATE: May 12, 1980
PLACE OF BIRTH: Washington, D.C.
PARENTS: Herbert A. and Jocelyn W. Bogans
SIBLINGS: Kevin, Kristi
MAJOR: Undecided
HIGH SCHOOL COACH: Morgan Wootten
HIGH SCHOOL MASCOT: Stags

questions & answers

The thing I like most about Kentucky basketball is: The fans
If I have another career besides pro basketball it is: A movie star
Favorite sport other than basketball: Football
The best player I've ever played against was: Steve Masiello
Of my teammates, the one who dominates the video games: Saul
Favorite Tubby Smith phrase or action during a game: "You gotta be kidding me!"
Favorite TV show: BET Hits
If I were on "Survivor," the one luxury item I would take to the island: A basketball
What would I do if I won a million dollars: Have a lot of fun
Favorite movie: "Scarface"
If a movie were made of my life, the actor that would play me: Chris Tucker
What person in history would I most like to meet: Martin Luther King
My favorite all-time sporting event I saw on TV was: 2000 NBA Finals
My favorite comedian is: Bernie Mac
My favorite wrestler is: The Rock
Not many people know this but I: Like to watch Scooby Doo
My favorite all-time Christmas gift was: Money
My mom's best home cooked meal is: Potato salad

bogans' career highs

		OPPONENT	DATE
Points	25	Twice	
FG Made	9	Twice	
FG Atts.	20	Florida	2/8/00
3FG Made	4	Tennessee	2/1/00
3FG Atts.	10	Georgia	2/19/00
FT Made	9	St. Bonaventure	3/16/00
FT Atts.	13	St. Bonaventure	3/16/00
Rebounds	9	Twice	
Assists	5	Twice	
Turnovers	4	10 times	
Blocks	1	UNCA	12/7/99
Steals	4	Alaska Anchorage	12/27/99
Minutes	45	St. Bonaventure	3/16/00

CAT scratches

FULL NAME: Souleymane Charaf Camara
NICKNAME: "Jules"
BIRTHDATE: July 23, 1979
PLACE OF BIRTH: Meckhe, Senegal
PARENTS: Mariendaw and Alioune Camara
SIBLINGS: Daba, Babacar, Nafissatou, Sokhna and Cheikh
MAJOR: Economics
HIGH SCHOOL COACH: Steve Smith
HIGH SCHOOL MASCOT: Warriors

SOULEYMANE "JULES" CAMARA



40
6-11 • 223
JUNIOR
FORWARD
DAKAR, SENEGAL
OAK HILL ACADEMY (VA.)

GENERAL

Possesses great quickness and jumping ability for a power foward… Very effective on the offensive glass and a threat in transition… Consistent jumper to 17 feet… Name pronounced "jewels ka-MAR-a," and Jules is a nickname for Souleymane.

1999-00

Played in 31 games with 11 starts as a sophomore, including starting assignments in both NCAA Tournament games… Ranked fifth in the SEC in blocked shots (1.6 bpg) and totaled 12 swats in the last four games… Against SEC competition, finished the regular season ranked second in blocked shots (1.9 bpg) and 10th in offensive rebounding (2.8 rpg)… Shared the team's Most Improved Player Award with J.P. Blevins… Returned to action against LSU after missing two games due to a "stress reaction" in his right foot suffered during the first Tennessee game (2/1/00), his first UK game missed due to injury… In his third game back, scored 12 points and pulled down a career-high 12 rebounds, including a personal-best nine offensive boards, in a start vs. Georgia (2/19/00), his second double-double of the season, the third in his career… Vs. Alabama, scored all 10 points in the first half and added six rebounds and two blocks… Against Tennessee (2/1/00), recorded nine points, four rebounds and three blocks in 17 minutes prior to the foot injury… Had his first double-double of the season with 12 points and 10 boards at South Carolina (1/15/00)… Started the super-sub swing against Ga. Tech, matching his personal-best 15 points and grabbing five rebounds in 20 minutes off the bench… Made his first career start against Penn.

1998-99

Saw action in all 37 games as a freshman, averaging 4.4 ppg and 3.2 rpg while shooting 53.3 percent from the field… In the NCAA Tournament, averaged 4.8 ppg and 3.2 rpg while playing 12.2 mpg… Selected as the team's "Most Positive" player… Had 10 points and six rebounds vs. Georgia (2/17/99), scoring in double figures for the fourth time… Against LSU, played 17 minutes, scoring nine points and hitting his second three-pointer of the season… Had six points, six rebounds and two steals vs. Miss. State… Hit his first three-pointer against Vanderbilt… Solid effort vs. Tennessee State — eight points, seven rebounds and a season-best four steals in 16 minutes … Made his UK debut by recording his first double-double, a 10-point, 11-rebound effort vs. EKU in the season-opener… Followed up with a career-high 15 points, eight rebounds, and four blocks against Mercer… Attended a big-man camp in Hawaii prior to the 1999-00 season.

HIGH SCHOOL

Averaged 15.1 ppg, 9.7 rebounds and 3.7 bpg in helping Oak Hill Academy to a 29-2 record in 1998 and a No. 5 ranking nationally… Shot 62.4 percent from the field, 78.8 percent from the foul line… Ranked as one of the top-30 prep players by recruiting analyst Bob Gibbons… Following his senior campaign, participated in the Nike Hoop Summit in San

Antonio, the McDonald's Capitol Classic All-Star Game in Washington, D.C. and the Kentucky Derby Classic in Louisville... During the season, earned all-tournament recognition in the Oregon Holiday Classic, the Virginia Tip-Off Classic and the Ryle Raider Classic, where he also was named MVP... As a senior, he won the Rebounding Award, the Coach's Award and was named to the National Honor Society and voted "Mr. Oak Hill Academy"... As a junior, he averaged 8.1 ppg and 7.1 rpg while Oak Hill finished with a 30-5 record and a No. 22 ranking nationally... His junior season was his first in the United States after playing two years of organized basketball in West Africa... Also played soccer and tennis at Oak Hill... Chose UK over Virginia and South Carolina.

SMITH ON CAMARA

"We expect Jules to start at the power forward, but he needs to get stronger. He's the type of player we'll count on in clutch situations."



questions & answers

The thing I like about UK basketball is: The winning tradition
If I have another career besides pro basketball it is: A businessman
Favorite sport other than basketball: Soccer
The best player I've ever played against was: Allen Iverson
Favorite Tubby Smith phrase or action during a game: "Are you kidding me son?!"
Of my teammates, the one that dominates the video games: Tayshaun
Favorite TV show: Martin
If I were on "Survivor," the one luxury item I would take to the island: A picture of my mom
What would I do if I won a million dollars: Open up a restaurant with UK manager Dan McHale
Favorite movie: "Independence Day"
If a movie were made of my life, the actor that would play me would be: Denzel Washington
What person in history would I most like to meet: Nelson Mandela
My favorite all-time sporting event I saw on TV was: 1997 NBA Finals, Chicago vs. Utah
My favorite comedian is: Chris Rock
My favorite wrestler is: The Rock
Not many people know this but I: Cook
My favorite all-time Christmas gift was: A bicycle
My mom's best home cooked meal is: Rice and fish

camara's statistics

YEAR	G-S	MIN-AVG	FG-A	PCT	3FG-A	PCT	FT-A	PCT	REB-AVG	PF-D	AT	TO	BS	ST	TP-AVG
98-99	37-0	415-11.2	73-137	.533	2-8	.250	14-27	.519	118-3.2	34-0	16	35	25	18	162-4.4
99-00	31-11	631-20.4	91-189	.481	2-12	.167	38-56	.679	144-4.6	53-1	28	51	50	14	222-7.2
Totals	68-11	1046-15.4	164-326	.503	4-20	.200	52-83	.627	262-3.9	87-1	44	86	75	32	384-5.7

camara's career highs

		OPPONENT	DATE
Points	15	Twice	
FG Made	7	Twice	
FG Atts.	12	Ga. Tech	1/5/00
3FG Made	1	Four times	
3FG Atts.	5	Utah	11/19/99
FT Made	5	UNCA	12/7/99
FT Atts.	6	Three times	
Rebounds	12	Georgia	2/19/00
Assists	6	Syracuse	3/18/00
Turnovers	5	Georgia	2/19/00
Blocks	4	Three times	
Steals	4	Tennessee State	12/29/98
Minutes	37	St. Bonaventure	3/16/00

CAT scratches

FULL NAME: Erik Christopher Daniels
NICKNAME: "E-Diddy and #1 Stunna"
BIRTHDATE: April 1, 1982
PLACE OF BIRTH: Cincinnati, Ohio
PARENTS: Carmen and David Daniels
SIBLINGS: None
MAJOR: Sports Management
HIGH SCHOOL COACH: Paul Andrews
HIGH SCHOOL MASCOT: Vikings

questions & answers

The thing I like most about Kentucky basketball is: The family atmosphere and winning tradition
If I have another career besides pro basketball it is: Clown
Favorite sport other than basketball: Football
The best player I've ever played against was: Darius Miles
Favorite Tubby Smith phrase or action during a game: The stare
Of my teammates, the one that dominates the video games: No one
Favorite TV show: X-Files
If I were on "Survivor," the one luxury item I would take to the island: Cell phone
What would I do if I won a million dollars: Invest it wisely
Favorite movie: "Friday"
If a movie were made of my life, the actor that would play me would be: Will Smith
What person in history would I most like to meet: Magic Johnson
My favorite all-time sporting event I saw on TV was: The Bengals in the 1988 Super Bowl
My favorite comedian is: Chris Tucker
My favorite wrestler is: Stone Cold Steve Austin
Not many people know this but I: Am a nice dresser
My favorite all-time Christmas gift was: A CD recorder
My mom's best home cooked meal is: Steak

ERIK DANIELS



GENERAL

A southpaw slasher who can run the floor… Will provide depth at the swing positions… Needs to get stronger.

HIGH SCHOOL

Lettered two years for the Vikings' varsity squad, guiding Princeton to the 2000 sectional championship game and a 17-5 record… Averaged 20.4 points, 9.8 rebounds, five assists and 2.7 steals per game as a senior to lead the Vikings to the Greater Miami Conference Championship for the second time in three years… He was a first-team All-Southwest Conference selection and an All-State pick… Grew nine inches during his high school career… Hails from the same high school as current UK infielder Vince Harrison… Chose the Cats over Michigan, Temple and Clemson… Played for Coach Paul Andrews.

SMITH ON DANIELS

"He is working on his perimeter shooting and that's where we'll expect him to help. He needs to really get stronger as well."



14

6-7 • 200
FRESHMAN
GUARD/FORWARD
CINCINNATI, OHIO
PRINCETON HIGH SCHOOL





MARQUIS ESTILL

50

6-9 • 238
SOPHOMORE
FORWARD
RICHMOND, KY.
MADISON CENTRAL HIGH SCHOOL

GENERAL

Will compete for playing time at power forward and center… After minor surgery on his left knee last fall, has worked himself into great shape, dropping 50 pounds since high school… Possesses great hands and solid moves in the post and can also shoot the three… Needs to maintain conditioning and improve ballhandling… Will earn a fourth year of eligibility should he graduate in 2003.

1999-00

Sat out his freshman season as a partial qualifier… Underwent successful knee surgery on his left knee in November '99 to repair torn meniscus… Began practicing with the team in January.

HIGH SCHOOL

The 1999 Gatorade Player of the Year in Kentucky and finalist for Mr. Basketball honors completed his career by averaging 20.5 points and 11.3 rebounds per game as a senior, leading Madison Central to a berth in the KHSAA's Sweet 16… He shot 71.2 percent from the field and 63.3 percent from the foul line… He was named All-District, All-Region and was voted All-State by The Associated Press, the *Lexington Herald-Leader* and the *Louisville Courier-Journal*… He earned numerous all-tournament team honors including King of the Bluegrass and the Kentucky Holiday Classic… As a junior, he played 13 games before injuring his left knee, averaging 12.9 points and 9.0 rebounds per outing… As a sophomore, he led the state in shooting, hitting 76.9 percent from the field and averaging 14.0 points and 7.7 rebounds per game as the Indians finished with a 21-9 record and a berth in the regional finals… He earned All-District and All-Region honors as a sophomore as well… For his career, he shot 73.2 percent from the field and 63.5 percent from the foul line while averaging 16.7 points and 9.5 rebounds per game… Chose the Cats over Louisville.

SMITH ON ESTILL

"Marquis is one of the strongest players on the team and will really push for playing time. We expect him to be an impact player, but he must stay in condition and stay healthy."

2001 WILDCATS

CAT scratches

FULL NAME: Marquis Deron Estill
NICKNAME: None
BIRTHDATE: Sept. 15, 1981
PLACE OF BIRTH: Richmond, Ky.
PARENTS: Larry Estill and Tanya Smith
SIBLINGS: Larry Jr. and Yolanda
MAJOR: Social Work
HIGH SCHOOL COACH: Allen Feldhaus, Jr.
HIGH SCHOOL MASCOT: Indians

questions & answers

The thing I like most about Kentucky basketball is: The family atmosphere and winning tradition
If I have another career besides pro basketball it is: Pro football
Favorite sport other than basketball: Football
The best player I've ever played against was: Jamaal Magloire
Favorite Tubby Smith phrase or action during a game: "Are you kidding me son?!"
Of my teammates, the one that dominates the video games: Me or Saul
Favorite TV show: The Coach Tubby Smith Show
If I were on "Survivor," the one luxury item I would take to the island: A toothbrush
What would I do if I won a million dollars: Buy my mother anything she wanted
Favorite movie: "Enemy of the State"
If a movie was made of my life, the actor that would play me would be: Samuel L. Jackson
What person in history would I most like to meet: Martin Luther King, Jr.
My favorite all-time sporting event I saw on TV was: Tiger Woods winning the PGA
My favorite comedian is: Martin Lawrence
My favorite wrestler is: Hulk Hogan
Not many people know this but I: Was born with 12 fingers
My favorite all-time Christmas gift was: Teddy Ruxpin
My mom's best home cooked meal is: Spaghetti

CAT scratches

FULL NAME: Gerald Edwind Fitch
NICKNAME: "G"
BIRTHDATE: Aug. 12, 1982
PLACE OF BIRTH: Columbus, Ga.
PARENT: Ruby Fitch
SIBLINGS: George, Valencia, April
MAJOR: Undecided
HIGH SCHOOL COACH: Adrian Green
HIGH SCHOOL MASCOT: Seminoles

questions & answers

The thing I like most about Kentucky basketball is: The fans
If I have another career besides pro basketball it is: A physician
Favorite sport other than basketball: Fishing
The best player I've ever played against was: My nephew
Favorite Tubby Smith phrase or action during a game: I don't have one yet, but I'm sure I'll have one soon
Of my teammates, the one who dominates the video games: Me or Saul
Favorite TV show: "Wayans Brothers"
If I were on "Survivor," the one luxury item I would take to the island: My brother's picture
What would I do if I won a million dollars: Take care of my mom and sisters
Favorite movie: "Menace to Society"
If a movie were made of my life, the actor that would play me: Kane from "Menace to Society"
What person in history would I most like to meet: Martin Luther King, Jr.
My favorite all-time sporting event I saw on TV was: Chicago vs. Utah in NBA Finals
My favorite comedian is: Chris Tucker
My favorite wrestler is: Lex Luger
Not many people know this but I: Am a momma's boy
My favorite all-time Christmas gift was: A toy my grandmom gave me when I was seven
My mom's best home cooked meal is: Everything

GERALD FITCH



4

6-3 • 185
FRESHMAN
GUARD
MACON, GA.
WESTSIDE
HIGH SCHOOL

GENERAL

Should help answer the Cats' call for outside shooting… Expected to see quality minutes at shooting guard.

HIGH SCHOOL

Named the Class 4A Player of the Year after guiding the Seminoles to the state tournament semifinals… The runner-up for Mr. Basketball honors averaged 26.4 points, 6.8 rebounds, 3.4 assists and 4.4 steals per game leading Westside to a 28-5 record… A three-year letterman at the three-year-old school, the 'Noles had a 68-19 record during his career, including consecutive Class 4A Regional titles and back-to-back state tournament appearances… As a junior, he averaged 19.4 points, 5.4 rebounds and 4.1 assists per game… He was voted first-team All-State, first-team All-Middle Georgia and Middle Georgia Player of the Year… The Atlanta Tip-Off Club named him to their "Terrific Ten" team, an honor bestowed upon the top-10 players in the state, and *USA Today* also made him a first-team All-Georgia selection… Chose UK over Clemson and Florida State.

SMITH ON FITCH

"He's a very good scorer, very versatile. He can play shooting guard or switch over and handle the point guard position if needed."





1

6-1 • 185
FRESHMAN
GUARD
DUMFRIES, VA.
OAK HILL ACADEMY (VA.)

GENERAL

The southpaw will compete for quality minutes at point guard… Can penetrate and pass or score… Considered a great "on-the-ball" defender.

CLIFF HAWKINS

HIGH SCHOOL

As a senior, led Oak Hill to a 30-2 record and a No. 2 ranking nationally… As a junior, the Warriors were 32-0 and ranked No. 1 in the country by *USA Today*, ESPN and The Associated Press… As a senior, averaged a double-double — 10.1 points and 12.5 assists per game… Also set the school record for assists in a season with 400, surpassing the marks of current NBA guards Jeff McInnis, Rod Strickland and Cory Alexander… Also set a school record with 167 steals as a senior (5.2 spg), breaking his own mark of 120 set during his junior season… He shot 66.7% from the free throw line, 48.0% from the field and grabbed 3.6 rebounds per game… Was named MVP of the Iolani Prep Classic in Honolulu, defeating the nation's No. 1 team, Dominguez (Calif.) in the title game… Also earned MVP honors in the Beach Ball Classic, tallying 12 points and 11 rebounds in the final game vs. Seton Hall Prep… After his final season, played in the Ky. Derby Festival, tallying 12 points and six rebounds, and participated in the ACC/USA Hoops Challenge… As a junior, he averaged 11.7 ppg, 2.3 rpg, 5.4 apg and 3.9 spg while playing shooting guard as Oak Hill was crowned national champion… Shot 50.0% from the field and 65.5% from the foul line… As a sophomore at Potomac High School, he led the team to a state runner-up finish… In the state semifinals, he held Ronald Curry, the '98 National Player of the Year, to six points, while tallying 31 in the winning effort… He earned first-team Class AAA All-State honors before transferring to Oak Hill… He played on the 1998 DC Assault AAU team with current Wildcat Keith Bogans… He chose UK over New Mexico.

SMITH ON HAWKINS

"He's a crisp, talented, and athletic point guard who can penetrate and distribute the ball."

2001 WILDCATS

CAT scratches

FULL NAME: Clifton Hawkins
NICKNAME: "Cliff"
BIRTHDATE: Dec. 24, 1981
PLACE OF BIRTH: Alexandria, Va.
PARENTS: Monique Wilhite
SIBLINGS: Aleisha, Maurice, Andre
MAJOR: Undecided
HIGH SCHOOL COACH: Steve Smith
HIGH SCHOOL MASCOT: Warriors

questions & answers

The thing I like most about Kentucky basketball is: The winning tradition
If I have another career besides pro basketball it is: Sports management
Favorite sport other than basketball: Football
The best player I've ever played against was: Michael Jordan
Favorite Tubby Smith phrase or action during a game: Pulling off his jacket and throwing it down
Of my teammates, the one who dominates the video games: Me or Saul
Favorite TV show: "Sportscenter"
If I were on "Survivor," the one luxury item I would take to the island: A basketball
What would I do if I won a million dollars: Go to Jamaica
Favorite movie: "Scarface"
If a movie were made of my life, the actor I would want to play me: Chris Tucker
What person in history would I most like to meet: Abraham Lincoln
My favorite all-time sporting event I saw on TV was: Seeing the Bulls win their third straight title
My favorite comedian is: Chris Tucker
My favorite wrestler is: Dennis Rodman
Not many people know this but I: Am very funny
My favorite all-time Christmas gift was: My big wheel
My mom's best home cooked meal is: Bacon, eggs and grits

CAT scratches

FULL NAME: Matthew Vincent Heissenbuttel
NICKNAME: "Matt"
BIRTHDATE: Sept. 24, 1981
PLACE OF BIRTH: Marietta, Ga.
PARENTS: Paul and Pam Heissenbuttel
SIBLINGS: Jack, Michael
MAJOR: Undecided
HIGH SCHOOL COACH: Danny Haney
HIGH SCHOOL MASCOT: Knights

questions & answers

The thing I like most about Kentucky basketball is: The fans
If I have another career besides pro basketball it is: Nuclear Physicist
Favorite sport other than basketball: Football
The best player I've ever played against was: Jared Lorenzen
Of my teammates, the one who dominates the video games: Saul
Favorite TV show: "Sportscenter"
If I were on "Survivor," the one luxury item I would take to the island: A yo-yo
What would I do if I won a million dollars: Spend it
Favorite movie: "Shawshank Redemption"
If a movie were made of my life, the actor I would want to play me would be: Bruce Willis
What person in history would I most like to meet: Dali Lama
My favorite all-time sporting event I saw on TV was: Tiger Woods winning the Masters by 13 strokes
My favorite comedian is: Aaron Howard
My favorite wrestler is: The Rock
Not many people know this but I: Was born with two belly buttons
My favorite all-time Christmas gift was: My car
My mom's best home cooked meal is: Meatloaf

MATT HEISSENBUTTEL

GENERAL

The Wildcats only walk-on… Will provide depth at shooting guard… Last name pronounced "HISE-en-butt-al."

HIGH SCHOOL

Led the Knights to the 2000 KHSAA Sweet 16 Championship game, scoring 25 points for the state runners-up… As a senior, led Catholic in scoring and rebounding, averaging 16.0 points and 6.2 rebounds per game… He also contributed 2.1 assists and 2.5 steals per game as the Knights finished with a 32-5 record… Lettered all four seasons, starting as a junior and senior… During his senior year, he was named the Most Valuable Player of the 1999 Kruel Classic after scoring a career-high 33 points on 14-of-14 shooting in the championship game… The 1,000-point scorer also made the 11th Region and the Sweet 16 All-Tournament teams… He was named first-team All-State and first-team All-City… As a junior, Catholic went 26-5 while he averaged 14.5 points, 7.0 rebounds and 4.0 assists per game… During his four seasons, the Knights had a 122-15 record, winning the All-A Classic in 1997 before a Sweet 16 semifinal finish and a No. 3 national ranking by *USA Today* in 1998.

SMITH ON HEISSENBUTTEL

"He is going to help out a lot in practice. Growing up in Kentucky, he wants to be a part of this team and he understands the importance of being a Wildcat. We're glad to have him be a part of this program."



15

6-4 • 190
FRESHMAN
GUARD
LEXINGTON, KY.
LEXINGTON CATHOLIC HIGH SCHOOL





JASON PARKER

HIGH SCHOOL

Graduated from West Charlotte High School in 1999 after leading the Lions to the Class 4A State Championship as a senior… After the season, he was named the AP Player of the Year for the second consecutive season and a *Parade* All-American… The '99 squad finished with a 30-2 record and a No. 8 ranking by *USA Today*… The Lions' only losses came at the hands of national powers Oak Hill Academy and Mt. Zion… Parker averaged 19.5 points, 11.2 rebounds and four assists per game and was named MVP of the state tournament… He scored 38 points and grabbed 12 rebounds in the state title game played in the Dean Smith Center at Chapel Hill … As a junior, he guided the Lions to a 27-4 mark and a state semifinal finish, averaging 19 points and 15 rebounds per game… He also was named the Southwest Conference 4A Player of the Year both seasons as well and earned Gatorade Player of the Year honors as a senior… Scored 30 points and grabbed 15 rebounds in the Dada Classic in Los Angeles against basketball stars Jamal Crawford and Leon Smith… He chose UK over Cincinnati, Michigan, UNC Charlotte and Wake Forest.

GENERAL

Will provide depth at both power forward and center… A wide body that's possesses pure power on the front line.

PREP SCHOOL

Spent last season at Fork Union (Va.) Military Academy, where he averaged 20 points and 10 rebounds per game… Was one of eight Division I signees to play for Coach Fletcher Arritt at Fork Union.

42

6-8 • 255
FRESHMAN
FORWARD
CHARLOTTE, N.C.
WEST CHARLOTTE HIGH SCHOOL

SMITH ON PARKER

"He's the strongest player on the team and is hard to handle on the low block. We expect him to push for playing time at both the four and five spots. We're thrilled he's a part of our team and we look for him to be an impact player."

2001 WILDCATS

CAT scratches

FULL NAME: Jason Michael Parker
NICKNAME: "JP"
BIRTHDATE: Aug. 10, 1980
PLACE OF BIRTH: Charlotte, N.C.
PARENTS: Jesse and Mable Parker
SIBLINGS: Jesse Jr., Stephen
MAJOR: Undecided
HIGH SCHOOL COACH: Rusty White
HIGH SCHOOL MASCOT: Lions

questions & answers

The thing I like most about Kentucky basketball is: The program, coaches, players and the school
If I have another career besides pro basketball it is: Coaching
Favorite sport other than basketball: Football or boxing
The best player I've ever played against was: Donnell Harvey
Favorite Tubby Smith phrase or action during a game: When he poses with his hands on his hips
Of my teammates, the one who dominates the video games: Saul
Favorite TV show: "Martin"
If I were on "Survivor," the one luxury item I would take to the island: A tent
What would I do if I won a million dollars: Put it in the bank and spend some of it
Favorite movie: "Belly"
If a movie were made of my life, the actor that would play me would be: An NBA player who can act, if one exists
What person in history would I most like to meet: Martin Luther King, Jr.
My favorite all-time sporting event I saw on TV was: Michael Jordan's last game in the NBA Finals vs. Utah
My favorite comedians are: Verney Mag, Martin Lawrence
My favorite wrestler is: Stone Cold Steve Austin
Not many people know this but I: Love to watch Cosby Show re-runs
My favorite all-time Christmas gift was: My first bicycle
My mom's best home cooked meal is: Fried chicken with green beans and mashed potatoes

CAT scratches

FULL NAME: Tayshaun Durell Prince
NICKNAME: "Tay"
BIRTHDATE: Feb. 28, 1980
PLACE OF BIRTH: Compton, Calif.
PARENTS: Thomas and Diane Prince
SIBLINGS: Tisha, Tommie
MAJOR: Sociology
HIGH SCHOOL COACH: Russell Otis
HIGH SCHOOL MASCOT: Dons

TAYSHAUN PRINCE





21
6-9 • 215
JUNIOR
FORWARD
COMPTON, CALIF.
DOMINGUEZ HIGH SCHOOL

GENERAL

An All-Conference and All-America candidate… Named to the Preseason John Wooden All-America team… With the transfer of Desmond Allison, will move back to small forward, his natural position… Off-season nasal surgery should improve conditioning and endurance… Gained valuable experience as a member of the USA Young Men's National Team that won the silver medal in Brazil last July… Clutch performer who can contribute at nearly every position… Owns a 74-inch wing span… The Cats' leading returning scorer and rebounder.

1999-00

A second-team All-SEC pick by the Coaches… Started all but one game as a sophomore and scored in double figures 23 times, playing in every game but one… Finished first on the team and 12th in the SEC in scoring (13.3 ppg) and second at UK in rebounding (6.0 rpg) to earn the team's Most Outstanding Player Award… Turned it up down the stretch, scoring in double figures in the last five games while hitting 17 of his last 20 free throws… Scored a career-high 28 points in the double-OT win over St. Bonaventure in the NCAA Tournament, including a clutch three-pointer with seven seconds left in regulation to tie the game… Was outstanding the final week of the regular season, totaling 35 points and 12 rebounds in wins over Miss. State and Florida… Had eight points and a career-high 11 rebounds vs. Arkansas on Feb. 26, his second double-figure rebounding effort this season… In the first game against Tennessee, broke from a four-game, 30.2% shooting slump by hitting 6-of-9 from the field and 3-of-4 from three-point range to pour in 17 points, 14 in the second half… Canned clutch shots in three straight games: Against Miami, his runner in the lane gave UK a 58-57 lead with 23 seconds remaining… Big down the stretch at Georgia (1/26/00), scoring 10 of his 14 points in the last seven minutes and finishing with a game-high four steals… In the second meeting with Vandy, hit a double-pump, game-clinching three-pointer with 27 seconds remaining in OT and UK leading by two… Named SEC Player of the Week Jan. 10 after leading UK to wins over Georgia Tech and Vanderbilt… Drained a personal-best five threes vs. Vandy (1/8/00) to tally 17 points, becoming only the second opponent to score above his average against the VU defense… Three days earlier, recorded his first double-double — 21 points and 10 rebounds vs. Ga. Tech… Terrific line vs. Michigan State: 17 points, five rebounds, one block in 37 minutes, and his defensive pressure on the final shot attempt secured the win for UK… Made his first start at power forward against U of L, shooting 61.5 percent from the field to finish with 20 points, seven rebounds and five blocked shots in the 30-point win… Made the Preseason NIT's All-Tourney team after tallying 21 points and nine rebounds against Maryland and 18 points and five boards against Arizona.

1998-99

Played in every game with 11 starts as a freshman… Averaged 20.2 minutes and 5.8 points per game, the team's sixth-leading scorer… Captured the team's "Freshman Leadership

prince's statistics

Year	G-S	Min.-Avg.	FG-A	Pct.	3FG-A	Pct.	FT-A	Pct.	Reb.-Avg.	PF	AT	TO	BS	St	TP-Avg.
98-99	37-11	747-20.2	82-198	.414	29-101	.287	21-32	.656	142-3.8	34-0	45	38	21	25	214-5.8
99-00	32-32	1087-34.0	153-362	.423	46-150	.307	74-105	.705	192-6.0	54-1	58	64	41	27	426-13.3
Totals	69-43	1834-26.6	235-560	.420	75-251	.299	95-137	.693	334-4.8	88-1	103	102	62	52	640-9.3

Award" after the season… In the Midwest Region final, hit all three of his field goals, including both three-pointers, and all four of his free throws to finish with 12 points vs. Michigan State... It was his seventh double-figure performance of the season, the first in postseason play, and he was named the Chevrolet Most Valuable Player… Terrific performance in the SEC tourney title game with seven points, eight boards, six assists and no turnovers in 25 minutes against the Razorbacks... Averaged 6.0 ppg and 6.3 rpg in the SEC tourney… Had 10 points vs. Georgia (2/17/99) and hit all six of his free throws… Finished with 13 points and six boards in a season-high 33 minutes vs. second-ranked Maryland… Totaled 15 points, five boards, three blocks and two steals vs. Colorado in the Puerto Rico Shootout… In the consolation game against hometown school UCLA, hit three three-pointers and finished with 11 points and six rebounds… Earned his first collegiate start against Wright State.

HIGH SCHOOL

The 1998 McDonald's All-American led Dominguez to a 96-9 (91.4%) record during his three seasons, including a state championship during his junior year of 1997… Averaged 22.0 ppg, 9.8 rpg, 4.0 bpg and 5.2 apg as a senior, leading the Dons to a 32-3 mark… As a junior, averaged 20.0 ppg, 10.0 rpg, 5.0 assists and 5.0 bpg in carrying the squad to a 30-4 record… Following his sophomore season, he was named all-state and MVP of his conference… Finished his career as a finalist for the Naismith Prep Player of the Year Award and was voted a second-team *Parade* All-American… Won the George Yardley Award from the *L.A. Times* as the best player in Southern California, joining former winners Baron Davis, Paul Pierce, and Charles O'Bannon… He was voted a member of USA *Today*'s preseason Super 25 squad, picked as the No. 6 high school front-court player by *Dick Vitale's College Basketball Yearbook*, a second-team selection to *Street & Smith's* 1998 All-America Team, listed as one of CNN/SI's preseason top-five players in the nation and tabbed as *Athlon's* No. 16 prep off-guard in '98… Graduated with a 3.3 GPA and was on the school's honor roll for three years… Coached at Dominguez by Russell Otis… Chose the Wildcats over Kansas, Georgetown and UCLA.

SMITH ON PRINCE

"He had a great season last year but needs to continue to work on his stamina and his strength. He has great versatility and we're counting on him to step up as a leader."



Tayshaun Prince helped the USA Young Men's National Team earn a silver medal in Brazil last July.

questions & answers

The thing I like most about Kentucky basketball is: The managers

If I have another career besides pro basketball it is: Basketball Coach

Favorite sport other than basketball: Bowling

The best player I've ever played against was: Steve Masiello

Favorite Tubby Smith phrase or action during a game: "Are you serious, son?"

Of my teammates, the one who dominates the video games: Me or Saul

Favorite TV show: "Gilligan's Island"

If I were on "Survivor," the one luxury item I would take to the island: A basketball

What would I do if I won a million dollars: Invest it in stocks and businesses

Favorite movie: "Money Talks"

If a movie were made of your life, what actor would you want to play you: Chris Tucker

What person in history would I most like to meet: Martin Luther King, Jr.

My favorite all-time sporting event I saw on TV was: The U.S. Women's Soccer team's World Cup victory over China.

My favorite comedian is: Bernie Mac

My favorite wrestler is: Hacksaw Jim Duggan

Not many people know this but I: Was born five minutes before leap day.

My favorite all-time Christmas gift was: My bike with training wheels

My mom's best home cooked meal is: Everything

prince's career highs

		OPPONENT	DATE
Points	28	St. Bonaventure	3/16/00
FG Made	8	Three times	
FG Atts.	19	Ga. Tech	1/5/00
3FG Made	5	Twice	
3FG Atts.	9	Twice	
FT Made	7	St. Bonaventure	3/16/00
FT Atts.	9	St. Bonaventure	3/16/00
Rebounds	11	Arkansas	2/26/00
Assists	6	Arkansas	3/7/99
Turnovers	5	Twice	
Blocks	5	Louisville	12/18/99
Steals	4	Twice	
Minutes	48	St. Bonaventure	3/16/00

CAT scratches

NICKNAME: None
BIRTHDATE: March 19, 1980
PLACE OF BIRTH: Hammond, Ind.
PARENTS: Don and Jayne Sears
SIBLINGS: Jim, Bob, Donnie, Angela
MAJOR: Undeclared
HIGH SCHOOL COACH: Mike Deaton
HIGH SCHOOL TEAM MASCOT: Redhounds

questions & answers

The thing I like most about Kentucky basketball is: It is a first class program and the fans are the best
If I can choose another career besides pro "basketball, it is: Coaching at the collegiate level
My favorite sport other than basketball: Karate
The best player I've ever played against was: I'm not sure
Favorite Tubby Smith phrase or action during a game: His famous stare
My teammate that dominates video games: Don't know yet
My favorite TV show: "Late Night with David Letterman"
If I were on "Survivor," my one luxury item would be: A bed
If I won a million dollars, I would: First help my family and then invest the rest
My favorite movie: "The Green Mile"
If a movie were made of my life, the actor to play me would be: Woody Harrelson
The person in history I would most like to meet: Jesus
My favorite all-time sporting event I've watched: Chicago Bulls vs. Utah Jazz when Michael Jordan was sick and dehydrated, but led the Bulls to victory
My favorite comedian is: Adam Sandler
My favorite wrestler is: I'm not a big wrestling fan
Not many people know this but I: Do various things three times, such as turning lights off and on three times or wiping my feet three times before putting on my shoes. I even shoot threes.
My favorite all-time Christmas gift was: Just having all my family together
My mom's best home cooked meal is: Steak and twice baked potatoes

CORY SEARS



GENERAL

Will provide additional depth at the wing… Owns a consistent jumper from the perimeter… Must improve strength.

PREP SCHOOL

Averaged 16.5 points and 5.0 rebounds per game in helping Hargrave Military Academy to a 20-3 record in 2000… Played both guard and small forward while starting over half the season… One of 12 players at Hargrave last season to earn a Division I scholarship... Played for coach Kevin Keatts at Hargrave.

HIGH SCHOOL

Averaged 20.5 points, eight rebounds, five assists and three steals as a senior at Corbin earning mention to the A.P. All-State team… Led the Redhounds to a 26-5 record in 1999 and was named the Southeast Kentucky Conference Player of the Year… Also made the 13th Region All-Tournament team for the second consecutive season and the 13th Region All "A" Tournament team… As a junior, led Corbin to a 21-9 record while averaging 17.4 points, 5.0 rebounds and 2.5 assists per game… Made a number of All-Tournament teams in '98 and earned All-SEKC honors… Lettered all three years for the Redhounds and started as a junior and senior… As a sophomore, was the sixth man on the 13th Region Champions and played in the Sweet 16 State Basketball Tournament… Coached by Mike Deaton, the former UK quarterback (1977-78).

33

6-6 • 190
FRESHMAN
GUARD/FORWARD
CORBIN, KY.
CORBIN/HARGRAVE MILITARY ACADEMY (VA.)

SMITH ON SEARS

"A great addition. We're very surprised how consistent his outside shot is and he's more athletic than I expected. His work ethic and character are commendable and he's another native Kentuckian who understands the opportunity he has to be a Wildcat."

SAUL SMITH



11

6-2 • 175
SENIOR
GUARD
ATHENS, GA.
CLARKE CENTRAL HIGH SCHOOL

GENERAL

Returning starter at point guard… Will also play shooting guard… His leadership will be vital to team's success… The Cats' leading returning assists man… Expected to move into the all-time top-10 list for UK career assists after totaling 229 in his three-year career... Plans to graduate in August 2001 in finance and then attend law school.

1999-00

Played in every game as a junior, starting all but one… Led the team in assists (3.5 apg) while finishing third in free-throw shooting (74.7%) and second in steals (39)… Earned the team's Best Playmaker, Most Charges Taken, Mr. Hustle and Best Individual Workout awards… Rang up a career-high eight assists vs. St. Bonaventure and played a career-high 38 minutes vs. Syracuse… Against league competition, ranked seventh in the SEC in assists (3.8 apg) and fourth in assist-to-turnover ratio (1.9:1)… Solid line vs. Florida (3/4/00): nine points on two-of-three shooting, five assists and one turnover… Grabbed a career-high seven rebounds at Mississippi State to go along with his six assists and one turnover… With the offense struggling against LSU, scored 15 second-half points, including 11 (three 3FG) in a 2:16 stretch to help UK rally from 20-point deficit to within five with 4:21 remaining… Hit three 3FG at Georgia to finish with 10 points, four assists and one turnover… At Vandy, hit three three-pointers to tally 12 points, four assists and only one turnover in 31 minutes… In back-to-back games vs. Georgia Tech and Vanderbilt, totaled nine assists, six rebounds, and oneturnover… Had a career-high five three-pointers to tally 15 points at Maryland and added six assists… His steal and contested jumper with 1:58 to play against Utah gave the Cats a four-point lead in the eventual win… Made his first start at point guard vs. Penn.

SUMMER '99

Was UK's representative on the Southeastern Conference All-Star team that recorded a 4-1 mark against the Japan National Team… Averaged 4.6 points and 3.0 assists with two starts during the Japan tour in August... Led the team in steals (7) and was second in assists (15)... Best effort was game three — nine points, four assists and no turnovers in 14 minutes.

1998-99

Played in all 37 games as a sophomore, starting the first three at shooting guard… Received the "Most Courageous Award" from the staff… Was seventh on the team in scoring (5.0 ppg), fourth in assists (61) and fourth in three-point shooting (35.6%)… In seven postseason games, canned 41.2 percent from three-point range,

CAT scratches

FULL NAME: Saul Lamont Smith
NICKNAME: "Solo"
BIRTHDATE: March. 28, 1979
PLACE OF BIRTH: Pinehurst, N.C.
PARENTS: Orlando and Donna Smith
SIBLINGS: G.G., Brian
MAJOR: Finance and Economics
HIGH SCHOOL COACH: Billy Wade
HIGH SCHOOL MASCOT: Gladiators

smith's career highs

		OPPONENT	DATE
Points	17	Ole Miss	1/16/99
FG Made	6	LSU	2/13/00
FG Atts	13	Twice	
3FG Made	5	Maryland	12/11/99
3FG Atts	10	Maryland	12/11/99
FT Made	5	Three times	
FT Atts	6	Four times	
Rebounds	7	Mississippi State	2/29/00
Assists	8	St. Bonaventure	3/16/00
Turnovers	7	Arkansas	3/10/00
Blocks	1	Eight times	
Steals	4	Three times	
Minutes	38	Syracuse	3/18/00

smith's statistics

Year	G-S	Min.-Avg.	FG-A	Pct.	3FG-A	Pct.	FT-A	Pct.	Reb.-Avg.	PF	AT	TO	BS	St	TP-Avg.
97-98	39-1	523-13.4	32-89	.360	12-42	.286	21-35	.600	40-1.0	51-0	53	37	1	35	97-2.5
98-99	37-3	632-17.1	58-158	.367	37-104	.356	31-50	.620	66-1.8	71-2	61	47	3	27	184-5.0
99-00	33-32	956-29.0	65-193	.337	31-115	.270	56-75	.747	91-2.8	90-6	115	83	4	39	217-6.6
Totals	109-36	2111-19.4	155-440	.352	80-261	.307	108-160	.675	197-1.8	212-8	229	167	8	101	498-4.6

SAUL SMITH

questions & answers

The thing I like most about Kentucky basketball is: It's excellent tradition and the fans
If I have another career besides pro basketball it is: A lawyer
Favorite sports other than basketball: Snowboarding and golf
The best player I've ever played against was: Stephon Marbury
Favorite Tubby Smith phrase or action during a game: No comment
Of my teammates, the one who dominates the video games: Me
Favorite TV show: "Martin"
If I were on "Survivor," the one luxury item I would take to the island: My national championship ring
What would I do if I won a million dollars: Pay $400,000 in taxes off the top
Favorite movie: "Scarface"
If a movie were made of my life, the actor that would play me: Will Smith
What person in history would I most like to meet: Martin Luther King, Jr.
My favorite all-time sporting event I saw on TV was: Two words – Tiger Woods
My favorite comedians are: The Kings of Comedy
My favorite wrestler is: The Rock
Not many people know this but I: "Let the dogs out, woof, woof."
My favorite all-time Christmas gift was: A bicycle
My mom's best home cooked meal is: All breakfast meals



including two threes vs. Kansas in the NCAA second round… Scored UK's last five points against Tennessee to cut the Vols' lead to one, 62-61, with 1:05 left in a 68-61 loss in Knoxville… Tallied 10 points in 23 minutes at Arkansas on 4-of-8 shooting… Had a career performance at Ole Miss, coming off the bench to score a team-high 17 points on 5-of-10 shooting, and hit all five of his free throws… Hit three three-pointers for nine points and added five rebounds vs. Miami, Fla.

1997-98

Played in every game with one start (at Florida) as a freshman… UK coaches presented him with the "Co-Most Positive" and "Freshman Leadership" awards after the season… Scored seven points vs. Arkansas in SEC Tournament… Equaled his season high with eight points against Villanova after hitting all four free throws… For a five-game stretch after Christmas, he hit 10-of-11 field goals (90.9%), including six consecutive shots over a three-game period… During that span, he also canned 6-of-7 three-pointers (85.7%)… Scored eight points on 3-of-3 shooting from the field, including two three-pointers, against South Carolina (1/13/98)… Broke a 48-48 tie at Miss. State in the second half, canning a three that propelled the Cats to a seven-point lead… Against Georgia and brother G.G. Smith, he canned two three-pointers in the first half, one at the buzzer, to give the Cats a 35-26 halftime lead… Recorded a season-high four assists along with two steals in 14 minutes against Tulsa to spark the Cats to victory… Canned a back-breaking three against Purdue to boost the Cats to victory… With Wayne Turner in foul trouble against top-ranked Arizona in UK's third game of the season, he played 22 minutes, finishing with four points, two rebounds and two assists.

HIGH SCHOOL

Led Clarke Central to a 24-5 record and a berth in the 1997 Class 4A state quarterfinals… Averaged 20.3 points, 6.7 rebounds, 5.2 assists and 4.2 steals per game as a senior… Shot 52.0 percent from the field and 74.0 percent from the foul line… Named the Northeast Georgia Player of the Year by the *Athens Daily News*… Also selected to Georgia's "Terrific 10" and the Class 4A All-State team by the *Atlanta Journal-Constitution*… Was selected to the state's all-star team, where he played a terrific game for the North, scoring 16 points… Also played in the Georgia-Tennessee All-Star game… Was planning on attending Georgia as a non-scholarship player until his father was named head coach at UK.

SMITH ON SMITH

"He needs to step up and be a leader. It's his team this year in the aspect that he will draw the tough assignments defending the opposition's point guard. He needs to shoot the ball better and I know he is capable of doing that."

MARVIN STONE





24

6-10 • 248

SOPHOMORE

FORWARD/CENTER

HUNTSVILLE, ALA.

GRISSOM HIGH SCHOOL

GENERAL

Should step into the starting center role vacated by All-SEC performer Jamaal Magloire… Possesses a variety of skills, including great hands, passing out of the post and scoring to 15 feet… Can also run the floor and defend with his 6-10 frame… Expected to blossom into an All-Conference performer.

1999-00

Played in every game as a freshman and made his first and only start vs. Georgia (2/19/00)… Finished second on the team in field goal percentage, hitting 49.2 percent… Scored in all but four games this season… Broke his right thumb in practice (2/11/00) but never missed game action while wearing a protective splint… Overcoming the hardship earned him the team's Most Courageous Award… Two games after the injury, had nine points, seven boards and two blocks in 13 minutes vs. Alabama… Tallied career highs in points (14) and minutes (24) at Florida… Hit eight straight free throws before a miss against Ga. Tech… Scored 10 points and grabbed seven rebounds vs. Alaska in 20 minutes… Recorded the team's first double-double of the season, 12 points and 10 rebounds vs. UNC Asheville, his second double-figure rebounding performance after tallying 13 against Maryland (11/24)… Hit all three field goal attempts vs. Indiana to finish with eight points and six rebounds… Had three steals vs. Arizona… Scored 12 points in his collegiate debut vs. Penn, shooting 4-of-6 from the field, and added six points, three assists, a block and no turnovers.

HIGH SCHOOL

Alabama's 1999 Mr. Basketball was a McDonald's All-American and a first-team *Parade* All-American as a senior… Led his team to a 31-5 record and the 1999 6A State Championship where he garnered MVP honors … Was a top-five finalist for the Naismith Prep Basketball Player of the Year award after setting school records in career points (1,866) and rebounds (1,174)… As a senior, he averaged 19.3 points, 12.4 rebounds and 4.1 blocks per game as the Tigers won the Rumble on the Ridge Tournament in Arkansas, the *Huntsville Times* Classic, the city title, the Area 15 title and the Northwest Region crown… Was a member of the 1999 USA Basketball Men's Junior National Select Team… As a junior, Grissom advanced to the state quarterfinals with a 24-5 record as he was named a second-team *Parade* All-American… As a sophomore, the team had a 28-8 record, losing in the state title game… Was named to the All-State Tournament team three times… He was voted All-City and All-State four consecutive years, named the All-City MVP and the All-Metro MVP his final three seasons and earned other All-Tournament recognition throughout his career… Averaged 18.2 points, 11.5 rebounds and 4.3 blocks per game in his high school career… Picked Kentucky over Alabama and Auburn.

SMITH ON STONE

"Marvin is ready to blossom. He is a guy that is going to have to turn up the heat in the low post. I believe he can accomplish anything on the court – the sky is the limit – because he is extremely talented."

CAT scratches

FULL NAME: Marvin Stone Jr.
NICKNAME: "Tree"
BIRTHDATE: June 2, 1981
PLACE OF BIRTH: Huntsville, Ala.
PARENT: Lois Stone
SIBLINGS: Tasha, Brittany, Tina, Michelle
MAJOR: Undecided
HIGH SCHOOL COACH: Ronnie Stapler
HIGH SCHOOL MASCOT: Tigers

questions & answers

The thing I like most about Kentucky basketball is: The family and tradition
If I have another career besides pro basketball it is: A movie star
Favorite sport other than basketball: Football
The best player I've ever played against was: Michael Jordan
Favorite Tubby Smith phrase or action during a game: "Son, are you serious?!"
Of my teammates, the one who dominates the video games: Me
Favorite TV show: "Martin"
If I were on "Survivor," the one luxury item I would take to the island: Steaks
What would I do if I won a million dollars: Buy my mom a house
Favorite movie: "Life"
If a movie were made of my life, the actor that would play me: Myself
What person in history would I most like to meet: Martin Luther King, Jr.
My favorite all-time sporting event I saw on TV was: Tiger Woods winning the PGA.
My favorite comedian is: Martin Lawrence
My favorite wrestler is: The Rock
Not many people know this but I: Can fly
My favorite all-time Christmas gift was: A bike
My mom's best home cooked meal is: Everything

stone's statistics

Year	G-S	Min.-Avg.	FG-A	Pct.	3FG-A	Pct.	FT-A	Pct.	Reb.-Avg.	PF	AT	TO	BS	St	TP-Avg.
99-00	33-1	456-13.8	60-122	.492	0-0	.000	31-46	.674	126-3.8	54-2	13	33	22	11	151-4.6

stone's career highs

		OPPONENT	DATE
Points	14	Florida	2/8/00
FG Made	5	Florida	2/8/00
FG Atts.	10	Florida	2/8/00
3FG Made	0		
3FG Atts.	0		
FT Made	4	Four times	
FT Atts.	7	Florida	2/8/00
Rebounds	13	Maryland	11/24/99
Assists	3	Penn	11/17/99
Turnovers	3	Four times	
Blocks	3	Auburn	1/13/00
Steals	3	Twice	
Minutes	24	Florida	2/8/00

CAT scratches

FULL NAME: Jerry Todd Tackett
NICKNAME: "Tack," "T-Square" or "TT"
BIRTHDATE: Aug. 22, 1979
PLACE OF BIRTH: Lexington, Ky.
PARENTS: Jerry and Patty Tackett
SIBLINGS: Dena
MAJOR: Political Science
HIGH SCHOOL COACH: Bill Mike Runyon
HIGH SCHOOL MASCOT: Tigers

questions & answers

The thing I like most about Kentucky basketball is: How it makes you stronger in life, on and off the basketball court
If I have another career besides pro basketball it is: A pro baseball player or a lawyer
Favorite sport other than basketball: Baseball
The best player I've ever played against was: Mike Bibby
Favorite Tubby Smith phrase or action during a game: Hands on his hips
Of my teammates, the one who dominates the video games: Me
Favorite TV show: "Seinfeld"
If I were on "Survivor," the one luxury item I would take to the island: If I had one, I would consider my girl a luxury
What would I do if I won a million dollars: Give my family half and try to double the other half
Favorite movie: "Rounders"
If a movie were made of my life, the actor that would play me: Kevin Costner or Matt Damon
What person in history would I most like to meet: Jesus
My favorite all-time sporting event I saw on TV was: Kirk Gibson's home run in the '88 World Series vs. Oakland
My favorite comedian is: Chris Rock
My favorite wrestler is: "Dude Love"
Not many people know this but I: Once shot a bird with my new BB gun and cried for a week afterwards
My favorite all-time Christmas gift was: A four-wheeler
My mom's best home cooked meal is: Fried chicken or spaghetti

tackett's career highs

		OPPONENT	DATE
Points	4	Three times	
FG Made	2	UNCA	12/7/99
FG Atts	6	Mercer	11/19/98
3FG Made	1	Three times	
3FG Atts	4	Alabama	2/16/00
FT Made	2	Twice	
FT Atts	4	Ole Miss	1/19/00
Rebounds	6	Mercer	11/19/98
Assists	2	Three times	
Turnovers	2	Twice	
Blocks	0		
Steals	1	Four times	
Minutes	13	Indiana	12/4/99

TODD TACKETT





12
6-2 • 183
SOPHOMORE
GUARD
PAINTSVILLE, KY.
PAINTSVILLE HIGH SCHOOL

GENERAL

Will provide depth at shooting guard… Must return to consistent shooting form from the perimeter… Expected to compete for quality minutes… Underwent arthroscopic surgery on his left knee in April '00 to repair torn cartilage.

1999-00

Played in all but seven games as a sophomore… Played an important 11 minutes in UK's win at Mississippi State, contributing two points and a steal… At Florida (2/8/00), canned his first three-pointer of the season while playing solid defense in a 12-minute appearance… Finished with four points, two assists and a steal against the Gators, which matched his career bests in all categories… Against UNC Asheville, charted four points, three rebounds and one assist in 11 minutes… Also had four points vs. Vanderbilt (1/8/00) and recorded two assists against Indiana.

1998-99

Played in 14 games as a freshman… Came off the bench in the final four minutes of the first half against Ole Miss in UK's SEC Tournament opener as eight Wildcats had at least two fouls during the period... Checked All-SEC guard Keith Carter and held him to just one FG during the stretch… Hit his first career three-pointer against Georgia (2/17/99)... Followed up with another three against Vanderbilt… Suffered from shin splints early in the season… Recorded a career-high six rebounds against Mercer… Scored his first collegiate points with his first field goal attempt against EKU in the season opener.

HIGH SCHOOL

Helped Paintsville to a 30-7 record and a state runner-up finish in 1998… Averaged 20.6 ppg and 3.1 apg as a senior… Shot 49.1 percent from the field, 39.9 percent from three-point range and 69.9 percent from the foul line… In the '98 state tournament, Tackett averaged 23.5 ppg, scoring 31 points against Clay County, 25 vs. Fleming County and 19 vs. Boyd County… In the final against Scott County, he had 19 points before a back injury sidelined him late in the third quarter with his Tigers leading by one… He did not return and Paintsville fell 89-78… He was named first-team all-state as a junior and senior and honorable mention All-America by *Street & Smith's* and *Parade Magazine*… Finished his five-year career with 2,082 points, which ranks 5th all-time at the school… Holds school records for career assists (601) and most points in a single game (56 vs. Pike County Central)… As a sophomore, averaged 14.3 ppg as Paintsville won the state championship… As a junior, he averaged 18.2 ppg as the Tigers advanced to the state semifinals… Was all-district and all-region his last four seasons… Named to the Kentucky All-Stars and also participated in the Kentucky Derby Classic where he was named MVP… Played at the same school as former UK letterman John Pelphrey… Coached by Bill Mike Runyon… Chose Kentucky over Clemson.

SMITH ON TACKETT

"Todd must make shots this year. He had opportunities last season and when he gets those chances under the lights this year, he has to be ready to perform. He had knee surgery in the off-season, so he should be ready to play."

tackett's statistics

Year	G-S	Min.-Avg.	FG-A	Pct.	3FG-A	Pct.	FT-A	Pct.	Reb.-Avg.	PF	AT	TO	BS	St	TP-Avg.
98-99	14-0	71-5.1	4-24	.167	2-11	.182	2-4	.500	12-0.9	1-0	2	3	0	1	12-0.9
99-00	26-0	169-6.5	8-41	.195	1-22	.045	5-9	.556	11-0.4	16-0	12	11	0	3	22-0.8
Totals	40-0	240-6.0	12-65	.185	3-33	.091	7-13	.539	23-0.6	17-0	14	14	0	4	34-0.9

JP BLEVINS

1999-2000

													REBOUNDS								
Date	Opponent	G/GS	Min	FG	FGA	Pct	3FG	FGA	Pct	FT	FTA	Pct	Off	Def	Tot	PF	D	A	TO	Blk	Stl	Pts
11-17	PENNSYLVANIA		13	2	4	.500	2	3	.667	0	0	.000	0	2	2	0	0	0	0	0	0	6
11-19	UTAH		7	0	1	.000	0	1	.000	0	0	.000	0	1	1	1	0	1	1	0	0	0
11-24	vs Maryland		20	0	4	.000	0	3	.000	0	0	.000	0	0	0	0	0	2	0	0	1	0
11-26	vs Arizona		6	0	3	.000	0	2	.000	0	0	.000	1	0	1	0	0	1	0	0	0	0
11-29	vs Dayton		22	2	5	.400	1	2	.500	4	4	1.000	0	1	1	4	0	2	1	0	0	9
12-4	vs Indiana		16	1	3	.333	1	2	.500	0	0	.000	0	1	1	1	0	0	2	0	1	3
12-7	UNC-ASHEVILLE		10	1	3	.333	0	2	.000	0	0	.000	0	1	1	1	0	1	0	0	1	2
12-11	at Maryland		4	0	2	.000	0	2	.000	0	0	.000	0	1	1	1	0	1	0	0	0	0
12-18	LOUISVILLE		8	0	0	.000	0	0	.000	0	0	.000	0	0	0	0	0	0	0	0	0	0
12-23	MICHIGAN ST.		25	3	6	.500	3	4	.750	0	1	.000	0	4	4	0	0	0	1	0	2	9
12-27	AK-ANCHORAGE		17	3	8	.375	1	4	.250	0	0	.000	0	3	3	0	0	1	0	0	1	7
12-30	vs Missouri	S	31	4	6	.667	2	3	.667	3	3	1.000	0	2	2	2	0	3	0	0	1	13
1-5	vs Georgia Tech		15	1	2	.500	1	2	.500	0	0	.000	0	1	1	0	0	0	1	0	0	3
1-8	VANDERBILT		20	3	4	.750	1	1	1.000	3	4	.750	1	2	3	0	0	0	2	0	0	10
11-11	at Auburn		20	1	3	.333	0	2	.000	0	0	.000	0	2	2	2	0	0	1	0	0	2
1-15	at South Carolina		11	1	2	.500	1	2	.500	0	0	.000	0	0	0	1	0	2	0	0	0	3
1-19	OLE MISS		22	1	4	.250	0	3	.000	4	4	1.000	0	1	1	0	0	0	3	0	0	6
1-22	at Vanderbilt		14	1	2	.500	1	2	.500	0	0	.000	0	0	0	0	0	3	0	0	0	3
1-26	at Georgia		16	1	3	.333	1	3	.333	0	0	.000	0	2	2	1	0	1	2	0	0	3
1-29	at Miami, Fla.		21	1	4	.250	1	3	.333	0	0	.000	1	2	3	1	0	0	2	0	0	3
2-1	TENNESSEE		6	0	1	.000	0	1	.000	2	2	1.000	1	1	2	0	0	0	0	0	0	2
2-5	SOUTH CAROLINA		13	2	3	.667	2	3	.667	0	0	.000	0	0	0	0	0	3	0	0	0	6
2-8	at Florida		21	0	3	.000	0	3	.000	2	4	.500	0	1	1	2	0	1	1	0	2	2
2-13	at LouisianaState		15	2	4	.500	1	2	.500	0	0	.000	1	0	1	0	0	3	0	0	3	5
2-16	ALABAMA		15	0	2	.000	0	2	.000	0	0	.000	0	0	0	0	0	0	0	0	0	0
2-19	GEORGIA	S	31	5	11	.455	4	8	.500	0	1	.000	2	0	2	2	0	4	0	0	1	14
2-23	at Tennessee		14	2	2	1.000	2	2	1.000	0	0	.000	0	2	2	4	0	1	1	0	1	6
2-26	ARKANSAS		25	3	6	.500	1	3	.333	0	0	.000	0	0	0	3	0	3	1	0	0	7
2-29	at Mississippi State		13	1	3	.333	1	3	.333	0	0	.000	0	2	2	0	0	3	0	0	1	3
3-4	FLORIDA		8	0	1	.000	0	0	.000	0	0	.000	0	1	1	1	0	0	0	0	0	0
3-10	vs Arkansas		26	0	3	.000	0	2	.000	1	2	.500	0	0	0	2	0	3	1	0	0	1
3-16	vs St. Bonaventure		26	3	5	.600	1	3	.333	0	0	.000	0	1	1	0	0	0	2	0	0	7
3-18	vs Syracuse		12	1	3	.333	1	3	.333	0	0	.000	0	0	0	0	0	3	2	0	0	3
Totals		33-2	543	45	116	.388	29	81	.358	19	25	.760	7	34	41	29	0	42	24	0	15	138

1998-99

													REBOUNDS								
Date	Opponent	G/GS	Min	FG	FGA	Pct	3FG	FGA	Pct	FT	FTA	Pct	Off	Def	Tot	PF	D	A	TO	Blk	Stl	Pts
11-17	EASTERN KENTUCKY		8	1	3	.333	1	2	.500	0	0	.000	0	1	1	1	0	0	2	0	1	3
11-19	MERCER		12	0	3	.000	0	2	.000	0	0	.000	1	0	1	1	0	1	2	0	0	0
11-23	vs Wright State		4	0	0	.000	0	0	.000	0	0	.000	0	0	0	1	0	1	1	0	0	0
12-29	TENNESSEE STATE		7	1	1	1.000	0	0	.000	0	0	.000	0	1	1	0	0	0	0	0	0	2
1-2	FLORIDA		4	0	1	.000	0	1	.000	0	0	.000	0	2	2	0	0	0	0	0	0	0
1-9	at Vanderbilt		1	0	0	.000	0	0	.000	0	0	.000	0	0	0	1	0	0	1	0	0	0
1-23	MISSISSIPPI STATE		3	0	0	.000	0	0	.000	0	0	.000	0	0	0	0	0	0	1	0	0	0
1-30	LOUISIANA STATE		4	1	1	1.000	1	1	1.000	0	0	.000	0	0	0	1	0	0	0	0	0	3
2-13	SOUTH CAROLINA		8	0	1	.000	0	1	.000	0	0	.000	0	0	0	0	0	0	1	0	0	0
2-17	GEORGIA		5	0	0	.000	0	0	.000	0	0	.000	0	1	1	0	0	1	0	0	0	0
2-24	VANDERBILT		4	0	0	.000	0	0	.000	0	1	.000	0	0	0	0	0	0	1	0	0	0
3-12	vs New Mexico State		3	1	2	.500	1	2	.500	0	0	.000	0	0	0	0	0	0	0	0	0	3
3-19	vs Miami (Ohio)		1	0	0	.000	0	0	.000	0	0	.000	0	0	0	0	0	0	0	0	0	0
Totals		13-0	64	4	12	.333	3	9	.333	0	1	.000	1	5	6	5	0	3	9	0	1	11

KEITH BOGANS

1999-2000

													REBOUNDS								
Date	Opponent	G/GS	Min	FG	FGA	Pct	3FG	FGA	Pct	FT	FTA	Pct	Off	Def	Tot	PF	D	A	TO	Blk	Stl	Pts
11-17	PENNSYLVANIA		20	0	6	.000	0	4	.000	0	0	.000	0	1	1	2	0	0	0	0	1	0
11-19	UTAH		11	1	4	.250	0	1	.000	0	0	.000	0	1	1	0	0	0	0	0	2	2
11-24	vs Maryland		22	5	8	.625	1	3	.333	6	7	.857	0	1	1	0	0	0	4	0	1	17
11-26	vs Arizona		17	2	4	.500	1	1	1.000	0	0	.000	1	2	3	3	0	2	3	0	1	5
11-29	vs Dayton		20	2	4	.500	1	2	.500	1	3	.333	0	2	2	1	0	0	4	0	1	6
12-4	vs Indiana		24	5	11	.455	1	5	.200	0	0	.000	2	1	3	3	0	2	3	0	0	11
12-7	UNC-ASHEVILLE		18	4	12	.333	2	5	.400	2	2	1.000	1	2	3	1	0	1	0	1	3	12
12-11	at Maryland		29	3	9	.333	0	3	.000	8	11	.727	2	2	4	2	0	1	4	0	1	14
12-18	LOUISVILLE	S	30	5	6	.833	2	2	1.000	0	2	.000	0	2	2	2	0	4	4	0	2	12
12-23	MICHIGAN ST.	S	31	2	8	.250	0	2	.000	2	2	1.000	1	1	2	2	0	3	2	0	1	6
12-27	AK-ANCHORAGE	S	24	3	9	.333	0	4	.000	3	4	.750	1	2	3	1	0	1	2	0	4	9
12-30	vs Missouri	S	30	6	11	.545	0	2	.000	0	1	.000	2	4	6	1	0	1	2	0	1	12
1-5	vs Georgia Tech	S	28	5	14	.357	3	6	.500	1	4	.250	4	4	8	0	0	1	1	0	0	14
1-8	VANDERBILT	S	20	1	7	.143	0	4	.000	8	8	1.000	0	0	0	2	0	2	3	0	2	10
1-11	at Auburn	S	24	3	12	.250	1	6	.167	2	2	1.000	2	0	2	1	0	2	1	0	2	9
1-15	at South Carolina	S	25	1	7	.143	1	5	.200	4	4	1.000	0	1	1	2	0	1	4	0	3	7
1-19	OLE MISS	S	29	4	10	.400	3	6	.500	1	6	.167	4	1	5	2	0	4	0	0	1	12

1-22	at Vanderbilt	S	36	2	8	.250	1	5	.200	1	2	.500	2	7	9	0	0	5	4	0	1	6
1-26	at Georgia	S	20	5	7	.714	1	2	.500	3	4	.750	1	1	2	4	0	2	2	0	3	14
1-29	at Miami, Fla.	S	36	5	12	.417	1	5	.200	5	9	.556	3	2	5	1	0	3	4	0	1	16
2-1	TENNESSEE	S	36	8	17	.471	4	9	.444	5	7	.714	2	3	5	2	0	2	4	0	2	25
2-5	SOUTH CAROLINA	S	37	9	15	.600	3	8	.375	0	1	.000	0	4	4	1	0	3	3	0	3	21
2-8	at Florida	S	32	9	20	.450	3	8	.375	3	6	.500	2	3	5	2	0	0	3	0	1	24
2-13	at Louisiana State	S	29	3	8	.375	1	4	.250	1	2	.500	2	1	3	2	0	1	4	0	2	8
2-16	ALABAMA	S	30	4	11	.364	1	7	.143	1	1	1.000	1	3	4	2	0	1	1	0	2	10
2-19	GEORGIA		22	4	13	.308	3	10	.300	2	2	1.000	1	1	2	2	0	1	0	0	1	13
2-23	at Tennessee	S	27	4	15	.267	2	7	.286	1	4	.250	1	1	2	4	0	0	2	0	1	11
2-26	ARKANSAS	S	36	6	12	.500	2	7	.286	8	12	.667	3	6	9	2	0	2	2	0	1	22
2-29	at Mississippi State	S	30	6	13	.462	1	7	.143	0	0	.000	2	3	5	2	0	3	2	0	1	13
3-4	FLORIDA		31	5	12	.417	3	8	.375	1	2	.500	0	2	2	3	0	1	3	0	0	14
3-10	vs Arkansas	S	33	7	12	.583	4	6	.667	7	9	.778	1	4	5	4	0	1	4	0	0	25
3-16	vs St. Bonaventure	S	45	5	12	.417	0	5	.000	9	13	.692	1	4	5	1	0	3	2	0	1	19
3-18	vs Syracuse	S	35	4	10	.400	2	5	.400	2	5	.400	0	5	5	0	0	4	3	0	1	12
Totals		33-23	917	138	339	.407	48	164	.293	87	135	.644	42	77	119	57	0	57	80	1	47	411

SOULEYMANE "JULES" CAMARA

1999-2000

													REBOUNDS									
Date	Opponent	G/GS	Min	FG	FGA	Pct	3FG	FGA	Pct	FT	FTA	Pct	Off	Def	Tot	PF	D	A	TO	Blk	Stl	Pts
11-17	PENNSYLVANIA	S	24	4	8	.500	0	1	.000	0	0	.000	3	2	5	1	0	0	3	0	0	8
11-19	UTAH	S	22	4	10	.400	1	5	.200	0	0	.000	0	5	5	2	0	1	1	0	0	9
11-24	vs Maryland	S	18	1	4	.250	0	0	.000	1	2	.500	0	3	3	1	0	1	2	1	2	3
11-26	vs Arizona	S	16	2	6	.333	0	0	.000	0	0	.000	0	0	0	0	0	1	2	4	0	4
11-29	vs Dayton	S	26	5	9	.556	0	0	.000	2	2	1.000	2	1	3	1	0	2	2	1	1	12
12-4	vs Indiana		18	3	5	.600	0	0	.000	4	4	1.000	5	3	8	1	0	0	3	3	1	10
12-7	UNC-ASHEVILLE	S	28	3	11	.273	0	0	.000	5	6	.833	3	4	7	2	0	0	3	0	3	11
12-11	at Maryland	S	31	3	7	.429	1	1	1.000	2	4	.500	1	2	3	2	0	2	1	0	0	9
12-18	LOUISVILLE		10	2	3	.667	0	1	.000	2	2	1.000	0	1	1	1	0	0	1	0	0	6
12-23	MICHIGAN ST.		12	1	2	.500	0	0	.000	0	0	.000	1	0	1	3	0	0	2	0	0	2
12-27	AK-ANCHORAGE		15	1	5	.200	0	0	.000	0	0	.000	5	1	6	1	0	0	1	4	0	2
12-30	vs Missouri		13	1	2	.500	0	0	.000	2	4	.500	0	2	2	1	0	1	2	0	0	4
1-5	vs Georgia Tech		20	7	12	.583	0	1	.000	1	2	.500	2	3	5	1	0	0	1	1	1	15
1-8	VANDERBILT		23	4	8	.500	0	1	.000	1	4	.250	1	4	5	1	0	1	4	2	0	9
1-11	at Auburn		19	4	8	.500	0	2	.000	0	0	.000	4	3	7	1	0	1	2	2	1	8
1-15	at South Carolina		33	5	6	.833	0	0	.000	2	2	1.000	3	7	10	1	0	1	2	3	0	12
1-19	OLE MISS		19	3	4	.750	0	0	.000	0	0	.000	4	4	8	3	0	0	2	0	0	6
1-22	at Vanderbilt		25	3	5	.600	0	0	.000	0	0	.000	2	2	4	2	0	2	4	3	0	6
1-26	at Georgia		17	3	4	.750	0	0	.000	2	2	1.000	0	5	5	1	0	1	0	1	0	8
1-29	at Miami, Fla.		14	1	3	.333	0	0	.000	0	0	.000	2	0	2	1	0	0	1	1	1	2
2-1	TENNESSEE		17	3	3	1.000	0	0	.000	3	4	.750	1	3	4	2	0	0	1	3	0	9
2-13	at Louisiana State	S	12	0	4	.000	0	0	.000	0	0	.000	0	1	1	3	0	0	1	1	1	0
2-16	ALABAMA		16	5	11	.455	0	0	.000	0	0	.000	5	1	6	2	0	1	0	2	0	10
2-19	GEORGIA	S	33	5	11	.455	0	0	.000	2	2	1.000	9	3	12	2	0	3	5	3	0	12
2-23	at Tennessee		22	3	5	.600	0	0	.000	0	0	.000	1	2	3	3	0	0	0	1	1	6
2-26	ARKANSAS		12	1	8	.125	0	0	.000	2	6	.333	6	1	7	0	0	1	0	0	0	4
2-29	at Mississippi State		8	1	1	1.000	0	0	.000	0	0	.000	3	0	3	3	0	0	0	2	0	2
3-4	FLORIDA		21	5	7	.714	0	0	.000	2	2	1.000	0	2	2	3	0	1	0	4	0	12
3-10	vs Arkansas		18	1	3	.333	0	0	.000	0	0	.000	1	3	4	1	0	0	2	2	0	2
3-16	vs St. Bonaventure	S	37	3	5	.600	0	0	.000	3	6	.500	2	6	8	5	1	2	2	3	1	9
3-18	vs Syracuse	S	32	4	9	.444	0	0	.000	2	2	1.000	2	2	4	2	0	6	1	3	1	10
Totals		31-11	631	91	189	.481	2	12	.167	38	56	.679	68	76	144	53	1	28	51	50	14	222

1998-99

													REBOUNDS									
Date	Opponent	G/GS	Min	FG	FGA	Pct	3FG	FGA	Pct	FT	FTA	Pct	Off	Def	Tot	PF	D	A	TO	Blk	Stl	Pts
11-17	EASTERN KENTUCKY		23	5	8	.625	0	0	.000	0	0	.000	2	9	11	1	0	2	1	0	1	10
11-19	MERCER		21	7	9	.778	0	0	.000	1	2	.500	2	6	8	3	0	1	0	4	1	15
11-23	vs Wright State		15	3	6	.500	0	0	.000	2	4	.500	3	4	7	1	0	0	0	1	1	8
11-26	vs Colorado		20	4	7	.571	0	0	.000	0	0	.000	3	5	8	3	0	1	0	2	0	8
11-27	vs Pittsburgh		9	1	2	.500	0	0	.000	0	0	.000	0	0	0	1	0	0	0	0	0	2
11-28	vs UCLA		4	0	1	.000	0	0	.000	0	2	.000	0	0	0	1	0	0	1	1	0	0
21-1	vs Kansas		7	2	3	.667	0	0	.000	0	0	.000	1	3	4	0	0	0	0	0	0	4
12-5	MIAMI		6	0	0	.000	0	0	.000	0	0	.000	0	0	0	2	0	0	2	0	0	0
12-8	vs Indiana		10	1	2	.500	0	0	.000	1	2	.500	1	1	2	0	0	0	1	2	0	3
12-12	MARYLAND		5	2	2	1.000	0	0	.000	0	0	.000	0	1	1	2	0	0	1	0	2	4
12-19	vs Georgia Tech		14	4	7	.571	0	0	.000	0	0	.000	1	3	4	3	0	1	2	0	0	8
12-22	vs Duke		14	2	5	.400	0	0	.000	0	0	.000	2	0	2	2	0	1	1	1	0	4
12-26	at Louisville		2	0	0	.000	0	0	.000	0	0	.000	0	0	0	0	0	1	0	0	0	0
12-29	TENNESSEE STATE		16	4	7	.571	0	0	.000	0	0	.000	3	4	7	0	0	0	1	1	4	8
1-2	FLORIDA		18	4	8	.500	0	1	.000	2	4	.500	1	2	3	0	0	1	2	0	1	10
1-5	at South Carolina		8	1	2	.500	0	0	.000	0	0	.000	2	1	3	1	0	0	1	0	0	2
1-9	at Vanderbilt		17	1	2	.500	1	1	1.000	2	2	1.000	0	1	1	0	0	1	1	1	0	5
1-12	TENNESSEE		11	1	1	1.000	0	0	.000	0	0	.000	0	1	1	0	0	0	0	0	1	2
1-16	at Ole Miss		13	1	4	.250	0	0	.000	1	2	.500	3	1	4	0	0	0	0	0	0	3
1-20	AUBURN		10	1	1	1.000	0	0	.000	0	0	.000	0	1	1	0	0	0	2	1	0	2
1-23	MISSISSIPPI STATE		18	2	8	.250	0	0	.000	2	2	1.000	2	4	6	0	0	0	1	1	2	6
1-26	at Georgia		6	0	3	.000	0	0	.000	0	0	.000	1	0	1	1	0	0	0	0	0	0

1-30	LOUISIANA STATE	17	4	9	.444	1	2	.500	0	0	.000	1	1	2	1	0	1	3	0	1	9
2-4	at Florida	9	1	3	.333	0	1	.000	0	0	.000	1	1	2	1	0	0	0	0	1	2
2-6	at Alabama	4	0	2	.000	0	1	.000	0	0	.000	0	0	0	0	0	0	0	0	0	0
2-13	SOUTH CAROLINA	17	1	2	.500	0	0	.000	0	0	.000	3	4	7	1	0	1	1	0	1	2
2-17	GEORGIA	16	5	6	.833	0	1	.000	0	0	.000	3	3	6	3	0	0	1	1	0	10
2-20	at Arkansas	2	1	1	1.000	0	0	.000	0	1	.000	1	1	2	0	0	0	1	0	0	2
2-24	VANDERBILT	11	3	3	1.000	0	0	.000	0	0	.000	2	1	3	1	0	2	1	1	1	6
2-28	at Tennessee	13	3	5	.600	0	0	.000	2	3	.667	1	3	4	3	0	0	2	2	0	8
3-5	vs Ole Miss	1	0	0	.000	0	0	.000	0	0	.000	0	0	0	2	0	0	0	0	0	0
3-6	vs Auburn	1	0	1	.000	0	0	.000	0	0	.000	1	0	1	0	0	0	0	1	0	0
3-7	vs Arkansas	8	0	3	.000	0	1	.000	0	2	.000	1	3	4	1	0	1	2	2	1	0
3-12	vs New Mexico State	13	3	4	.750	0	0	.000	1	1	1.000	2	3	5	0	0	1	3	1	0	7
3-14	vs Kansas	8	1	3	.333	0	0	.000	0	0	.000	1	3	4	0	0	1	1	1	0	2
3-19	vs Miami (Ohio)	17	3	3	1.000	0	0	.000	0	0	.000	1	3	4	0	0	0	3	1	0	6
3-21	vs Michigan State	11	2	4	.500	0	0	.000	0	0	.000	0	0	0	0	0	0	0	0	0	4
Totals	37-0	415	73	137	.533	2	8	.250	14	27	.519	45	73	118	34	0	16	35	25	18	162

TAYSHAUN PRINCE

1999-2000

												REBOUNDS									
Date	Opponent	G/GS	Min	FG	FGA	Pct	3FG	FGA	Pct	FT	FTA	Pct	Off	Def	Tot	PF	D	A	TO	Blk	Stl	Pts
11-17	PENNSYLVANIA	S	31	4	11	.364	1	5	.200	0	0	.000	2	6	8	2	0	1	2	2	0	9
11-19	UTAH	S	36	4	7	.571	0	1	.000	3	4	.750	2	5	7	0	0	1	4	1	0	11
11-19	vs Maryland	S	37	7	18	.389	2	5	.400	5	8	.625	4	5	9	1	0	1	3	1	2	21
11-26	vs Arizona	S	38	7	18	.389	3	9	.333	1	1	1.000	0	5	5	2	0	0	2	2	0	18
11-19	vs Dayton	S	36	1	8	.125	0	4	.000	6	7	.857	0	3	3	1	0	1	2	2	0	8
12-4	vs Indiana	S	28	5	10	.500	3	8	.375	4	6	.667	0	6	6	3	0	0	2	0	1	17
12-7	UNC-ASHEVILLE	S	25	3	8	.375	0	4	.000	2	2	1.000	2	2	4	2	0	0	1	0	1	8
12-11	at Maryland	S	35	5	8	.625	0	2	.000	4	8	.500	1	7	8	1	0	1	2	2	3	14
12-18	LOUISVILLE	S	36	8	13	.615	3	5	.600	1	2	.500	2	5	7	2	0	2	0	5	1	20
12-23	MICHIGAN ST.	S	37	5	11	.455	3	5	.600	4	4	1.000	3	2	5	3	0	0	1	1	0	17
12-17	AK-ANCHORAGE	S	29	4	8	.500	0	3	.000	2	2	1.000	1	5	6	0	0	0	1	3	2	10
12-30	vs Missouri	S	31	5	9	.556	0	1	.000	2	3	.667	1	4	5	1	0	2	4	2	1	12
1-5	vs Georgia Tech	S	34	8	19	.421	3	6	.500	2	4	.500	7	3	10	0	0	4	0	0	0	21
1-8	VANDERBILT	S	32	6	11	.545	5	7	.714	0	0	.000	0	5	5	1	0	2	1	1	1	17
1-11	at Auburn	S	36	5	10	.500	0	2	.000	5	5	1.000	1	2	3	2	0	1	3	0	1	15
1-15	at South Carolina	S	34	6	13	.462	1	5	.200	0	0	.000	1	5	6	0	0	3	2	0	2	13
1-19	OLE MISS	S	32	3	10	.300	0	4	.000	4	4	1.000	1	2	3	1	0	4	0	0	0	10
1-22	at Vanderbilt	S	39	2	7	.286	1	5	.200	1	3	.333	1	4	5	2	0	4	1	2	0	6
1-26	at Georgia	S	33	6	15	.400	0	3	.000	2	4	.500	3	5	8	2	0	0	3	1	4	14
1-29	at Miami, Fla.	S	32	2	11	.182	1	4	.250	0	1	.000	3	1	4	1	0	4	2	1	1	5
2-1	TENNESSEE	S	32	6	9	.667	3	4	.750	2	6	.333	2	4	6	3	0	1	1	0	1	17
2-5	SOUTH CAROLINA	S	37	4	10	.400	2	6	.333	0	0	.000	1	3	4	1	0	2	3	0	0	10
2-8	at Florida	S	28	3	10	.300	0	3	.000	0	0	.000	0	3	3	5	1	1	1	2	0	6
2-13	at Louisiana State	S	36	4	11	.364	1	4	.250	0	0	.000	2	6	8	3	0	3	5	1	2	9
2-16	ALABAMA	S	31	6	12	.500	0	4	.000	2	2	1.000	3	2	5	1	0	4	0	3	1	14
2-23	at Tennessee	S	35	3	14	.214	1	4	.250	1	1	1.000	5	1	6	2	0	4	4	1	0	8
2-26	ARKANSAS	S	32	3	9	.333	1	7	.143	1	4	.250	3	8	11	0	0	2	0	0	0	8
2-29	at Mississippi State	S	35	6	13	.462	1	5	.200	3	4	.750	3	3	6	3	0	1	2	2	1	16
3-4	FLORIDA	S	35	6	12	.500	3	7	.429	4	5	.800	3	3	6	1	0	3	2	1	0	19
3-10	vs Arkansas	S	34	4	13	.308	1	6	.167	6	6	1.000	4	2	6	4	0	3	5	2	0	15
3-16	vs St. Bonaventure	S	48	8	17	.471	5	9	.556	7	9	.778	1	6	7	2	0	3	3	3	1	28
3-18	vs Syracuse	S	33	4	7	.571	2	3	.667	0	0	.000	3	4	7	2	0	0	2	0	1	10
Totals	32-32	1087	153	362	.423	46	150	.307	74	105	.705	65	127	192	54	1	58	64	41	27	426

1998-99

												REBOUNDS									
Date	Opponent	G/GS	Min	FG	FGA	Pct	3FG	FGA	Pct	FT	FTA	Pct	Off	Def	Tot	PF	D	A	TO	Blk	Stl	Pts
11-17	EASTERN KENTUCKY		19	4	5	.800	2	3	.667	0	0	.000	2	2	4	0	0	4	0	0	1	10
11-19	MERCER		22	2	7	.286	1	4	.250	0	0	.000	2	6	8	0	0	1	0	1	0	5
11-23	vs Wright State	S	17	3	6	.500	0	2	.000	1	1	1.000	2	1	3	3	0	0	3	0	2	7
11-26	vs Colorado	S	29	7	10	.700	1	3	.333	0	0	.000	1	4	5	2	0	0	1	3	2	15
11-27	vs Pittsburgh	S	16	0	4	.000	0	4	.000	0	1	.000	0	1	1	2	0	0	1	0	1	0
11-28	vs UCLA	S	24	3	8	.375	3	6	.500	0	0	.000	3	3	6	1	0	2	2	1	0	9
12-1	vs Kansas	S	29	4	9	.444	2	6	.333	0	0	.000	0	3	3	2	0	3	0	0	1	10
12-5	MIAMI	S	22	0	3	.000	0	3	.000	0	1	.000	1	4	5	0	0	5	0	0	1	0
12-8	vs Indiana	S	28	1	5	.200	0	3	.000	0	0	.000	5	3	8	1	0	0	2	1	1	2
12-12	MARYLAND	S	33	6	13	.462	1	5	.200	0	1	.000	1	5	6	3	0	3	2	0	0	13
12-19	vs Georgia Tech	S	20	2	7	.286	1	3	.333	0	0	.000	1	6	7	0	0	2	2	0	0	5
12-22	vs Duke	S	24	2	6	.333	1	3	.333	0	0	.000	3	3	6	1	0	0	2	0	1	5
12-26	at Louisville	S	18	2	4	.500	1	3	.333	0	0	.000	1	0	1	1	0	1	1	0	0	5
12-29	TENNESSEE STATE		13	3	5	.600	1	2	.500	0	2	.000	1	0	1	0	0	2	0	0	1	7
1-2	FLORIDA		23	3	6	.500	1	2	.500	0	0	.000	0	4	4	0	0	1	2	0	4	7
1-5	at South Carolina		7	1	2	.500	0	1	.000	0	0	.000	0	0	0	1	0	0	0	0	1	2
1-9	at Vanderbilt		22	2	6	.333	2	5	.400	2	2	1.000	0	1	1	1	0	1	0	1	0	8
1-12	TENNESSEE		7	0	1	.000	0	1	.000	0	0	.000	1	1	2	0	0	0	1	0	0	0
1-16	at Ole Miss		23	1	3	.333	0	2	.000	2	2	1.000	2	2	4	1	0	2	2	0	1	4
1-20	AUBURN		21	3	6	.500	2	3	.667	0	1	.000	3	4	7	2	0	0	3	0	0	8
1-23	MISSISSIPPI STATE		19	4	7	.571	0	2	.000	2	3	.667	2	1	3	0	0	2	0	1	1	10
1-26	at Georgia		16	0	2	.000	0	1	.000	0	0	.000	0	2	2	0	0	0	0	1	1	0

1-30	LOUISIANA STATE		18	3	6	.500	1	2	.500	0	1	.000	0	1	1	1	0	0	1	1	0	7
2-4	at Florida		15	1	5	.200	0	1	.000	0	0	.000	1	2	3	1	0	0	1	0	1	2
2-6	at Alabama		8	1	2	.500	1	2	.500	0	0	.000	0	0	0	0	0	0	0	0	0	3
2-13	SOUTH CAROLINA		22	3	6	.500	1	4	.250	1	2	.500	2	4	6	1	0	2	1	1	2	8
2-17	GEORGIA		17	2	7	.286	0	4	.000	6	6	1.000	1	4	5	1	0	0	1	0	0	10
2-20	at Arkansas		13	1	4	.250	1	1	1.000	0	0	.000	0	1	1	0	0	0	1	1	0	3
2-24	VANDERBILT		15	3	7	.429	0	1	.000	0	1	.000	2	3	5	0	0	2	0	0	1	6
2-28	at Tennessee		31	2	7	.286	0	3	.000	0	0	.000	1	5	6	1	0	1	1	2	2	4
3-5	vs Ole Miss		30	2	5	.400	1	3	.333	3	4	.750	0	8	8	4	0	2	2	3	0	8
3-6	vs Auburn		15	1	5	.200	1	4	.250	0	0	.000	0	3	3	0	0	0	0	1	0	3
3-7	vs Arkansas		25	3	5	.600	1	1	1.000	0	0	.000	4	4	8	1	0	6	0	0	0	7
3-12	vs New Mexico State		17	2	4	.500	0	2	.000	0	0	.000	1	0	1	1	0	2	2	0	0	4
3-14	vs Kansas		27	1	5	.200	1	3	.333	0	0	.000	1	2	3	0	0	0	2	1	0	3
3-19	vs Miami (Ohio)		18	1	2	.500	0	1	.000	0	0	.000	0	3	3	0	0	0	2	1	0	2
3-21	vs Michigan State		24	3	3	1.000	2	2	1.000	4	4	1.000	1	1	2	2	0	1	0	1	0	12
Totals		37-11	747	82	198	.414	29	101	.287	21	32	.656	45	97	142	34	0	45	38	21	25	214

SAUL SMITH

1999-2000

													REBOUNDS									
Date	Opponent	G/GS	Min	FG	FGA	Pct	3FG	FGA	Pct	FT	FTA	Pct	Off	Def	Tot	PF	D	A	TO	Blk	Stl	Pts
11-17	PENNSYLVANIA	S	29	3	5	.600	2	2	1.000	0	0	.000	0	2	2	0	0	3	6	0	1	8
11-19	UTAH	S	34	2	3	.667	0	1	.000	3	4	.750	0	0	0	0	0	3	1	0	4	7
11-24	vs Maryland	S	20	1	4	.250	1	2	.500	0	0	.000	0	0	0	3	0	3	2	0	1	3
11-26	vs Arizona	S	34	1	7	.143	0	6	.000	0	0	.000	0	1	1	5	1	3	2	0	0	2
11-29	vs Dayton	S	23	3	5	.600	0	2	.000	5	6	.833	0	1	1	4	0	1	1	0	1	11
12-4	vs Indiana	S	31	4	13	.308	1	6	.167	4	4	1.000	0	2	2	2	0	5	2	0	1	13
12-7	UNC-ASHEVILLE	S	25	2	3	.667	0	1	.000	2	2	1.000	0	1	1	0	0	5	3	1	2	6
12-11	at Maryland	S	35	5	12	.417	5	10	.500	0	0	.000	0	2	2	5	1	6	6	1	2	15
12-18	LOUISVILLE	S	29	2	5	.400	0	2	.000	0	0	.000	0	6	6	3	0	1	2	0	2	4
12-23	MICHIGAN ST.	S	30	1	5	.200	1	3	.333	3	4	.750	1	1	2	0	0	1	4	0	2	6
12-27	AK-ANCHORAGE	S	26	3	4	.750	0	0	.000	3	3	1.000	0	2	2	1	0	2	1	0	4	9
12-30	vs Missouri		29	2	8	.250	1	3	.333	0	0	.000	0	4	4	3	0	3	2	0	2	5
1-5	vs Georgia Tech	S	29	1	4	.250	0	2	.000	2	2	1.000	0	3	3	3	0	4	0	1	2	4
1-8	VANDERBILT	S	26	0	3	.000	0	2	.000	0	0	.000	0	3	3	1	0	5	1	0	1	0
1-11	at Auburn	S	27	1	6	.167	1	5	.200	0	0	.000	2	2	4	4	0	4	2	0	0	3
1-15	at South Carolina	S	30	2	3	.667	0	1	.000	0	0	.000	2	4	6	4	0	7	2	0	1	4
1-19	OLE MISS	S	17	2	3	.667	0	0	.000	3	4	.750	0	2	2	3	0	0	2	0	0	7
1-22	at Vanderbilt	S	31	3	9	.333	3	6	.500	3	4	.750	0	3	3	3	0	4	1	0	1	12
1-26	at Georgia	S	35	3	8	.375	3	8	.375	1	3	.333	1	2	3	3	0	4	1	1	1	10
1-29	at Miami, Fla.	S	18	1	3	.333	1	1	1.000	1	2	.500	0	4	4	3	0	1	1	0	0	4
2-1	TENNESSEE	S	34	2	4	.500	2	2	1.000	6	8	.750	0	6	6	2	0	5	4	0	1	12
2-5	SOUTH CAROLINA	S	31	0	5	.000	0	3	.000	1	2	.500	0	3	3	2	0	5	2	0	2	1
2-8	at Florida	S	29	0	3	.000	0	1	.000	2	2	1.000	0	1	1	5	1	2	2	0	0	2
2-13	at Louisiana State	S	33	6	13	.462	3	7	.429	0	0	.000	0	2	2	2	0	3	3	0	0	15
2-16	ALABAMA	S	25	2	4	.500	0	1	.000	0	0	.000	0	1	1	3	0	3	3	0	2	4
2-19	GEORGIA	S	34	3	8	.375	3	8	.375	2	2	1.000	1	2	3	2	0	5	4	0	1	11
2-23	at Tennessee	S	35	2	11	.182	1	7	.143	3	6	.500	1	3	4	3	0	1	0	0	2	8
2-26	ARKANSAS	S	32	1	8	.125	0	7	.000	0	0	.000	0	3	3	1	0	2	3	0	0	2
2-29	at Mississippi State	S	29	0	4	.000	0	4	.000	5	6	.833	1	6	7	2	0	6	1	0	0	5
3-4	FLORIDA	S	28	2	3	.667	2	2	1.000	3	5	.600	0	1	1	5	1	5	1	0	0	9
3-10	vs Arkansas	S	17	1	4	.250	0	2	.000	3	4	.750	1	2	3	5	1	3	7	0	0	5
3-16	vs St. Bonaventure	S	33	3	7	.429	0	4	.000	1	2	.500	1	3	4	5	1	8	5	0	2	7
3-18	vs Syracuse	S	38	1	6	.167	1	4	.250	0	0	.000	0	2	2	3	0	2	6	0	1	3
Totals		33-32	956	65	193	.337	31	115	.270	56	75	.747	11	80	91	90	6	115	83	4	39	217

1998-99

													REBOUNDS									
Date	Opponent	G/GS	Min	FG	FGA	Pct	3FG	FGA	Pct	FT	FTA	Pct	Off	Def	Tot	PF	D	A	TO	Blk	Stl	Pts
11-17	EASTERN KENTUCKY	S	19	0	5	.000	0	4	.000	1	2	.500	0	1	1	3	0	4	0	0	0	1
11-19	MERCER	S	19	1	2	.500	1	2	.500	0	0	.000	0	3	3	1	0	5	1	0	1	3
11-23	vs Wright State	S	19	3	7	.429	2	5	.400	0	0	.000	0	0	0	2	0	5	0	0	2	8
11-26	vs Colorado		18	1	2	.500	0	1	.000	4	6	.667	0	3	3	1	0	1	3	0	1	6
11-27	vs Pittsburgh		16	1	6	.167	1	6	.167	0	0	.000	1	1	2	2	0	1	3	0	1	3
11-28	vs UCLA		21	1	3	.333	1	2	.500	3	4	.750	0	3	3	3	0	0	1	0	0	6
12-1	vs Kansas		26	2	8	.250	1	3	.333	2	4	.500	1	5	6	2	0	0	1	0	2	7
12-5	MIAMI		30	3	11	.273	3	7	.429	0	0	.000	1	4	5	1	0	2	2	0	1	9
12-8	vs Indiana		26	1	5	.200	0	3	.000	3	4	.750	0	1	1	1	0	0	0	1	1	5
12-12	MARYLAND		12	0	0	.000	0	0	.000	2	3	.667	0	1	1	3	0	1	0	0	0	2
12-19	vs Georgia Tech		15	1	2	.500	0	0	.000	0	0	.000	0	1	1	1	0	5	2	0	2	2
12-22	vs Duke		15	0	5	.000	0	2	.000	2	2	1.000	1	2	3	2	0	1	0	0	0	2
12-26	at Louisville		27	1	3	.333	0	0	.000	3	4	.750	2	2	4	4	0	4	3	1	3	5
12-29	TENNESSEE STATE		17	3	5	.600	2	3	.667	0	0	.000	0	1	1	1	0	2	2	0	1	8
1-2	FLORIDA		15	1	3	.333	1	2	.500	0	0	.000	0	1	1	1	0	1	1	0	1	3
1-5	at South Carolina		10	0	2	.000	0	2	.000	0	0	.000	0	1	1	2	0	1	0	0	0	0
1-9	at Vanderbilt		13	3	3	1.000	3	3	1.000	0	0	.000	0	1	1	2	0	2	0	0	0	9
1-12	TENNESSEE		14	1	4	.250	1	4	.250	0	0	.000	0	2	2	0	0	1	0	1	1	3
1-16	at Ole Miss		22	5	10	.500	2	7	.286	5	5	1.000	0	2	2	5	1	2	3	0	0	17
1-20	AUBURN		18	1	3	.333	1	2	.500	0	1	.000	0	0	0	1	0	3	1	0	0	3
1-23	MISSISSIPPI STATE		16	3	5	.600	1	3	.333	0	0	.000	0	0	0	1	0	1	0	0	1	7

1-26	at Georgia		19	2	7	.286	1	4	.250	1	2	.500	1	1	2	1	0	2	1	0	0	6
1-30	LOUISIANA STATE		12	0	3	.000	0	1	.000	2	2	1.000	1	2	3	0	0	3	0	0	2	2
2-4	at Florida		16	3	6	.500	1	3	.333	0	0	.000	1	0	1	5	1	1	2	0	2	7
2-6	at Alabama		23	2	6	.333	2	6	.333	1	5	.200	0	2	2	4	0	1	1	0	0	7
2-13	SOUTH CAROLINA		12	1	2	.500	1	2	.500	0	0	.000	0	0	0	1	0	1	2	0	0	3
2-17	GEORGIA		18	0	2	.000	0	1	.000	0	0	.000	0	0	0	1	0	4	3	0	1	0
2-20	at Arkansas		23	4	8	.500	2	5	.400	0	1	.000	2	3	5	4	0	1	2	0	1	10
2-24	VANDERBILT		16	3	4	.750	2	2	1.000	0	0	.000	0	3	3	2	0	1	1	0	0	8
2-28	at Tennessee		19	4	8	.500	1	2	.500	0	1	.000	0	2	2	3	0	0	4	0	0	9
3-5	vs Ole Miss		10	2	4	.500	2	3	.667	1	2	.500	0	0	0	3	0	0	2	0	1	7
3-6	vs Auburn		12	0	3	.000	0	3	.000	0	0	.000	0	2	2	2	0	0	0	0	0	0
3-7	vs Arkansas		11	1	3	.333	1	3	.333	0	0	.000	0	1	1	1	0	2	2	0	0	3
3-12	vs New Mexico State		9	0	0	.000	0	0	.000	0	0	.000	0	0	0	1	0	0	3	0	1	0
3-14	vs Kansas		11	2	3	.667	2	3	.667	0	0	.000	0	0	0	1	0	3	0	0	0	6
3-19	vs Miami (Ohio)		20	2	4	.500	2	4	.500	1	2	.500	1	2	3	2	0	0	0	0	0	7
3-21	vs Michigan State		13	0	1	.000	0	1	.000	0	0	.000	0	1	1	1	0	0	1	0	1	0
Totals		37-3	632	58	158	.367	37	104	.356	31	50	.620	12	54	66	71	2	61	47	3	27	184

1997-98

													REBOUNDS								
Date	Opponent	G/GS	Min	FG	FGA	Pct	3FG	FGA	Pct	FT	FTA	Pct	Off	Def	Tot	PF	D	A	TO	Blk	Stl	Pts
11-20	Morehead State		23	2	3	.667	1	2	.500	2	3	.667	0	3	3	0	0	2	3	0	3	7
11-24	George Washington		8	0	1	.000	0	0	.000	0	0	.000	0	1	1	0	0	0	0	0	0	0
11-25	Arizona		22	2	7	.286	0	2	.000	0	0	.000	1	1	2	1	0	2	1	0	0	4
11-26	Missouri		12	2	3	.667	1	1	1.000	2	4	.500	1	0	1	0	0	1	0	0	0	7
11-29	Clemson		10	0	1	.000	0	1	.000	0	0	.000	0	1	1	0	0	0	0	0	0	0
12-03	Purdue		18	1	1	1.000	1	1	1.000	1	2	.500	0	2	2	2	0	0	1	0	2	4
12-06	Indiana		12	0	2	.000	0	2	.000	0	0	.000	1	0	1	0	0	3	0	0	0	0
12-10	Canisius		18	2	5	.400	0	1	.000	0	0	.000	0	2	2	2	0	2	1	0	1	4
12-13	Georgia Tech		10	0	1	.000	0	1	.000	0	0	.000	1	0	1	4	0	1	1	0	0	0
12-20	Tulsa		15	1	1	1.000	0	0	.000	1	2	.500	0	1	1	2	0	4	1	0	2	3
12-23	American		16	0	3	.000	0	2	.000	2	2	1.000	0	0	0	4	0	0	0	0	1	2
12-27	Louisville		18	1	6	.167	0	4	.000	0	0	.000	0	0	0	2	0	2	1	0	2	2
12-30	Ohio		16	2	2	1.000	0	0	.000	2	2	1.000	0	2	2	0	0	0	4	0	3	6
01-03	Vanderbilt		9	2	3	.667	1	2	.500	0	2	.000	0	0	0	1	0	0	0	0	0	5
01-06	Georgia		10	2	2	1.000	2	2	1.000	0	0	.000	0	0	0	2	0	1	0	0	0	6
01-10	Miss. State		8	1	1	1.000	1	1	1.000	0	0	.000	0	0	0	0	0	1	0	0	0	3
01-13	S. Carolina		8	3	3	1.000	2	2	1.000	0	0	.000	0	0	0	2	0	2	0	0	2	8
01-17	Arkansas		22	1	7	.143	0	3	.000	0	0	.000	0	0	0	2	0	1	1	0	3	2
01-21	Alabama		13	1	2	.500	0	1	.000	0	0	.000	0	0	0	2	0	1	2	0	0	2
01-24	Tennessee		8	0	2	.000	0	1	.000	0	1	.000	0	0	0	0	0	0	2	0	0	0
01-27	Vanderbilt		6	0	1	.000	0	1	.000	0	0	.000	0	0	0	0	0	0	1	0	0	0
02-01	Florida		9	0	3	.000	0	2	.000	0	1	.000	0	0	0	1	0	3	0	0	1	0
02-04	LSU		18	2	5	.400	0	1	.000	0	0	.000	1	1	2	2	0	1	0	0	2	4
02-08	Villanova		23	2	4	.500	0	0	.000	4	4	1.000	0	2	2	1	0	3	2	0	2	8
02-11	Tennessee		9	0	1	.000	0	0	.000	0	0	.000	0	1	1	2	0	2	0	0	0	0
02-14	Ole Miss		19	0	1	.000	0	1	.000	0	0	.000	0	2	2	4	0	4	0	0	1	0
02-18	Florida	S	21	1	3	.333	0	0	.000	0	0	.000	0	2	2	1	0	1	1	0	4	2
02-22	Georgia		16	1	2	.500	0	1	.000	0	1	.000	0	0	0	1	0	0	2	1	0	2
02-25	Auburn		15	0	0	.000	0	0	.000	1	2	.500	2	2	4	0	0	3	1	0	0	1
02-28	S. Carolina		16	0	2	.000	0	1	.000	2	2	1.000	0	2	2	4	0	2	3	0	0	2
03-06	Alabama		13	0	1	.000	0	1	.000	0	2	.000	1	1	2	0	0	2	0	0	1	0
03-07	Arkansas		13	1	2	.500	1	1	1.000	4	4	1.000	0	2	2	3	0	1	3	0	0	7
03-08	S. Carolina		12	1	2	.500	1	2	.500	0	0	.000	0	1	1	1	0	1	1	0	1	3
03-13	S.C. State		10	0	0	.000	0	0	.000	0	0	.000	0	0	0	0	0	1	2	0	0	0
03-15	St. Louis		10	1	4	.250	1	2	.500	0	0	.000	0	0	0	1	0	0	0	0	3	3
03-20	UCLA		11	0	1	.000	0	0	.000	0	1	.000	1	0	1	1	0	3	2	0	1	0
03-22	Duke		5	0	0	.000	0	0	.000	0	0	.000	0	0	0	1	0	1	1	0	0	0
03-28	Stanford		14	0	1	.000	0	0	.000	0	0	.000	1	1	2	2	0	2	0	0	0	0
03-30	Utah		7	0	0	.000	0	0	.000	0	0	.000	0	0	0	0	0	0	0	0	0	0
Totals		39-1	523	32	89	.360	12	42	.286	21	35	.600	10	30	40	51	0	53	37	1	35	97

MARVIN STONE

1999-2000

													REBOUNDS								
Date	Opponent	G/GS	Min	FG	FGA	Pct	3FG	FGA	Pct	FT	FTA	Pct	Off	Def	Tot	PF	D	A	TO	Blk	Stl	Pts
11-17	PENNSYLVANIA		15	4	6	.667	0	0	.000	4	6	.667	2	4	6	2	0	3	0	1	0	12
11-19	UTAH		20	2	6	.333	0	0	.000	1	2	.500	3	2	5	1	0	2	0	0	0	5
11-24	vs Maryland		20	2	6	.333	0	0	.000	0	0	.000	7	6	13	2	0	0	3	2	1	4
11-26	vs Arizona		14	3	5	.600	0	0	.000	0	0	.000	1	1	2	3	0	0	1	1	3	6
11-29	vs Dayton		22	2	3	.667	0	0	.000	0	0	.000	1	6	7	3	0	1	1	2	1	4
12-4	vs Indiana		19	3	3	1.000	0	0	.000	2	4	.500	2	4	6	2	0	0	2	0	0	8
12-7	UNC-ASHEVILLE		19	4	5	.800	0	0	.000	4	4	1.000	3	7	10	2	0	0	2	2	3	12
12-11	at Maryland		15	0	3	.000	0	0	.000	0	0	.000	0	1	1	0	0	0	1	0	0	0
12-18	LOUISVILLE		12	2	4	.500	0	0	.000	0	0	.000	1	4	5	3	0	1	3	1	1	4
12-23	MICHIGAN ST.		4	0	0	.000	0	0	.000	0	0	.000	0	0	0	0	0	0	0	0	0	0
12-27	AK-ANCHORAGE		20	4	8	.500	0	0	.000	2	2	1.000	3	4	7	1	0	1	2	1	0	10
12-30	vs Missouri		7	0	1	.000	0	0	.000	2	2	1.000	1	3	4	2	0	0	0	1	0	2
1-5	vs Georgia Tech		22	3	7	.429	0	0	.000	0	1	.000	2	1	3	1	0	2	2	0	0	6
1-8	VANDERBILT		13	1	4	.250	0	0	.000	0	0	.000	2	1	3	5	1	1	0	0	1	2

1-11	at Auburn		12	1	7	.143	0	0	.000	0	0	.000	2	2	4	0	0	0	0	3	0	2
1-15	at South Carolina		13	1	2	.500	0	0	.000	2	2	1.000	1	1	2	5	1	0	2	0	0	4
1-19	OLE MISS		10	3	5	.600	0	0	.000	1	2	.500	0	2	2	1	0	0	0	1	0	7
1-22	at Vanderbilt		8	1	2	.500	0	0	.000	0	0	.000	0	1	1	2	0	0	1	0	0	2
1-26	at Georgia		10	0	1	.000	0	0	.000	0	0	.000	0	2	2	1	0	1	0	0	0	0
1-29	at Miami, Fla.		12	1	2	.500	0	0	.000	2	3	.667	2	1	3	1	0	0	0	1	1	4
2-1	TENNESSEE		15	2	5	.400	0	0	.000	1	2	.500	3	1	4	2	0	0	0	1	0	5
2-5	SOUTH CAROLINA		17	2	4	.500	0	0	.000	0	0	.000	0	3	3	0	0	0	3	0	0	4
2-8	at Florida		24	5	10	.500	0	0	.000	4	7	.571	4	1	5	3	0	0	2	1	0	14
2-13	at Louisiana State		8	0	0	.000	0	0	.000	0	0	.000	0	3	3	3	0	0	3	0	0	0
2-16	ALABAMA		13	4	6	.667	0	0	.000	1	2	.500	3	4	7	1	0	1	0	2	0	9
2-19	GEORGIA	S	21	1	3	.333	0	0	.000	4	4	1.000	1	0	1	2	0	0	0	0	0	6
2-23	at Tennessee		9	1	3	.333	0	0	.000	0	0	.000	2	2	4	1	0	0	2	0	0	2
2-26	ARKANSAS		6	1	1	1.000	0	0	.000	0	0	.000	1	0	1	0	0	0	0	0	0	2
2-29	at Mississippi State		9	2	2	1.000	0	0	.000	0	0	.000	0	0	0	0	0	0	1	0	0	4
3-4	FLORIDA		11	2	2	1.000	0	0	.000	1	2	.500	0	1	1	2	0	0	1	1	0	5
3-10	vs Arkansas		6	1	2	.500	0	0	.000	0	1	.000	1	1	2	1	0	0	1	0	0	2
3-16	vs St. Bonaventure		18	2	3	.667	0	0	.000	0	0	.000	3	3	6	2	0	0	0	1	0	4
3-18	vs Syracuse		12	0	1	.000	0	0	.000	0	0	.000	2	1	3	0	0	0	0	0	0	0
Totals		33-1	456	60	122	.492	0	0	.000	31	46	.674	53	73	126	54	2	13	33	22	11	151

TODD TACKETT

1999-2000

													REBOUNDS									
Date	Opponent	G/GS	Min	FG	FGA	Pct	3FG	FGA	Pct	FT	FTA	Pct	Off	Def	Tot	PF	D	A	TO	Blk	Stl	Pts
11-17	PENNSYLVANIA		8	1	3	.333	0	2	.000	0	0	.000	0	0	0	0	0	0	1	0	0	2
11-19	UTAH		8	0	1	.000	0	0	.000	0	0	.000	1	0	1	0	0	0	0	0	0	0
11-24	vs Maryland		4	0	1	.000	0	0	.000	0	0	.000	0	0	0	0	0	0	0	0	0	0
11-26	vs Arizona		5	0	1	.000	0	1	.000	0	0	.000	0	0	0	0	0	0	0	0	0	0
12-4	vs Indiana		13	0	1	.000	0	1	.000	0	0	.000	0	0	0	3	0	2	1	0	0	0
12-7	UNC-ASHEVILLE		11	2	4	.500	0	1	.000	0	0	.000	2	1	3	1	0	1	2	0	0	4
12-18	LOUISVILLE		7	0	1	.000	0	1	.000	0	0	.000	0	1	1	0	0	1	0	0	1	0
12-23	MICHIGAN ST.		2	0	1	.000	0	0	.000	0	0	.000	0	0	0	0	0	0	0	0	0	0
12-27	AK-ANCHORAGE		10	1	4	.250	0	3	.000	0	1	.000	0	1	1	0	0	0	1	0	0	2
12-30	vs Missouri		3	0	0	.000	0	0	.000	0	0	.000	0	0	0	0	0	0	1	0	0	0
1-5	vs Georgia Tech		5	0	2	.000	0	1	.000	0	0	.000	0	0	0	0	0	1	1	0	0	0
1-8	VANDERBILT		11	1	2	.500	0	1	.000	2	2	1.000	0	0	0	2	0	2	1	0	0	4
1-11	at Auburn		4	0	0	.000	0	0	.000	0	0	.000	0	1	1	1	0	0	0	0	0	0
1-15	at South Carolina		6	1	2	.500	0	1	.000	0	0	.000	0	0	0	0	0	0	0	0	0	2
1-19	OLE MISS		8	0	1	.000	0	0	.000	2	4	.500	0	1	1	1	0	1	0	0	0	2
1-22	at Vanderbilt		7	0	1	.000	0	0	.000	0	0	.000	0	0	0	2	0	0	0	0	0	0
1-26	at Georgia		3	0	1	.000	0	1	.000	0	0	.000	0	0	0	0	0	0	0	0	0	0
1-29	at Miami, Fla.		2	0	0	.000	0	0	.000	0	0	.000	1	0	1	0	0	0	1	0	0	0
2-5	SOUTH CAROLINA		4	0	1	.000	0	0	.000	0	0	.000	0	0	0	1	0	1	0	0	0	0
2-8	at Florida		12	1	2	.500	1	1	1.000	1	2	.500	0	0	0	2	0	2	0	0	1	4
2-13	at Louisiana State		3	0	1	.000	0	0	.000	0	0	.000	1	0	1	0	0	0	0	0	0	0
2-16	ALABAMA		12	0	4	.000	0	4	.000	0	0	.000	0	1	1	0	0	1	1	0	0	0
2-19	GEORGIA		4	0	1	.000	0	0	.000	0	0	.000	0	0	0	0	0	0	0	0	0	0
2-29	at Mississippi State		11	1	3	.333	0	2	.000	0	0	.000	0	0	0	2	0	0	1	0	1	2
3-4	FLORIDA		1	0	1	.000	0	1	.000	0	0	.000	0	0	0	0	0	0	0	0	0	0
3-10	vs Arkansas		5	0	2	.000	0	1	.000	0	0	.000	0	0	0	1	0	0	0	0	0	0
Totals		26-0	169	8	41	.195	1	22	.045	5	9	.556	5	6	11	16	0	12	11	0	3	22

1998-99

													REBOUNDS									
Date	Opponent	G/GS	Min	FG	FGA	Pct	3FG	FGA	Pct	FT	FTA	Pct	Off	Def	Tot	PF	D	A	TO	Blk	Stl	Pts
11-17	EASTERN KENTUCKY		11	1	3	.333	0	1	.000	1	2	.500	1	0	1	0	0	0	1	0	0	3
11-19	MERCER		12	1	6	.167	0	2	.000	1	2	.500	1	5	6	0	0	1	2	0	0	3
11-23	vs Wright State		4	0	2	.000	0	1	.000	0	0	.000	1	0	1	0	0	0	0	0	0	0
12-19	vs Georgia Tech		9	0	1	.000	0	0	.000	0	0	.000	0	0	0	1	0	1	0	0	0	0
1-2	FLORIDA		4	0	1	.000	0	1	.000	0	0	.000	0	1	1	0	0	0	0	0	0	0
1-9	at Vanderbilt		1	0	0	.000	0	0	.000	0	0	.000	0	0	0	0	0	0	0	0	0	0
1-23	MISSISSIPPI STATE		5	0	2	.000	0	1	.000	0	0	.000	0	0	0	0	0	0	0	0	0	0
1-30	LOUISIANA STATE		3	0	0	.000	0	0	.000	0	0	.000	0	0	0	0	0	0	0	0	1	0
2-13	SOUTH CAROLINA		4	0	2	.000	0	1	.000	0	0	.000	0	2	2	0	0	0	0	0	0	0
2-17	GEORGIA		7	1	3	.333	1	1	1.000	0	0	.000	1	0	1	0	0	0	0	0	0	3
2-24	VANDERBILT		4	1	1	1.000	1	1	1.000	0	0	.000	0	0	0	0	0	0	0	0	0	3
3-5	vs Ole Miss		4	0	1	.000	0	0	.000	0	0	.000	0	0	0	0	0	0	0	0	0	0
3-12	vs New Mexico State		1	0	1	.000	0	1	.000	0	0	.000	0	0	0	0	0	0	0	0	0	0
3-19	vs Miami (Ohio)		2	0	1	.000	0	1	.000	0	0	.000	0	0	0	0	0	0	0	0	0	0
Totals		14-0	71	4	24	.167	2	11	.182	2	4	.500	4	8	12	1	0	2	3	0	1	12

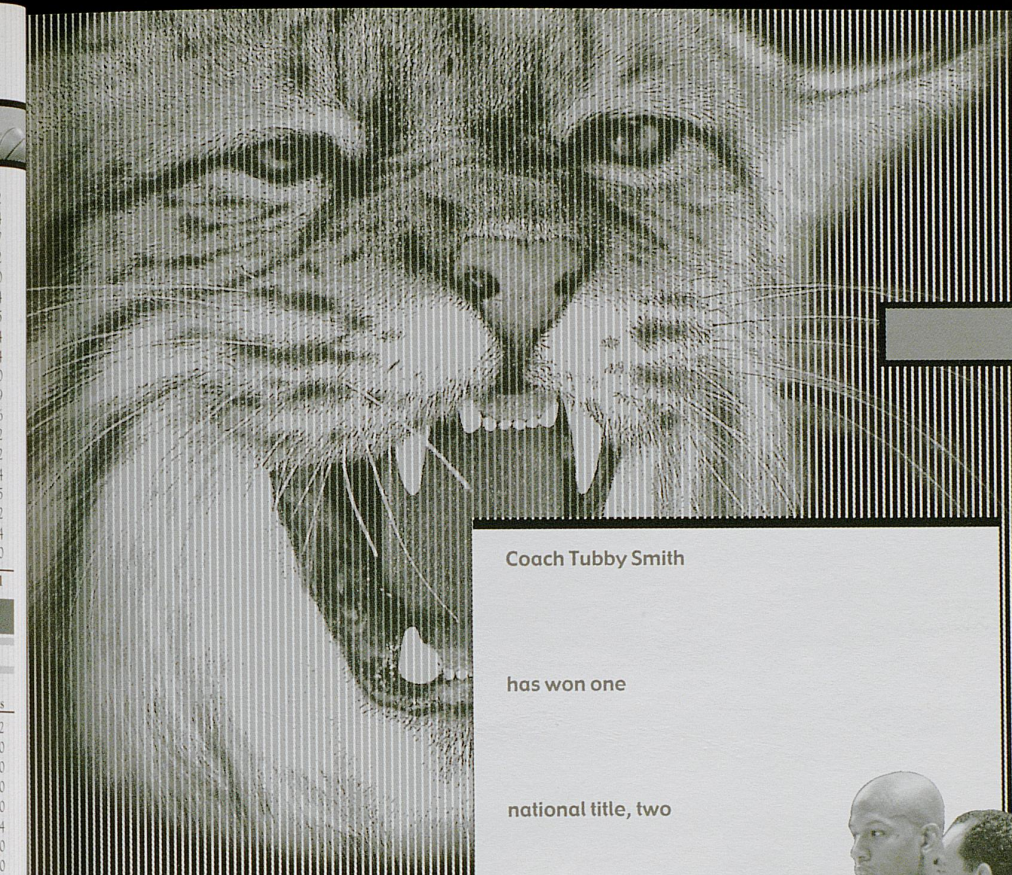

STAFF

Coach Tubby Smith has won one national title, two Southeastern Conference crowns and two SEC Tournaments in three seasons.



TUBBY SMITH

reassembling wildcats for title chase

The blue and gold national championship ring that Orlando "Tubby" Smith wears on his right ring finger serves more as a reminder of an annual goal he sets than a symbol of past achievement. After all, the ring was won in his first year in the Bluegrass State, a scant 10 months after he was named head coach of the winningest program in college basketball.

Now, entering year four of his tenure at the University of Kentucky, Smith is reassembling the Big Blue for what could be the Wildcats' fourth Final Four appearance in six years. Last season, UK overcame incredible obstacles to make its late-season push for a 40th Southeastern Conference Championship.

The Wildcats had only one senior and one junior who saw action, the nation's toughest schedule according to both RPI polls, only eight Wildcats who played double-figure minutes and a starting two-guard who was suspended for NCAA Tournament action. And yet, when UK hammered Florida in the last regular-season game, the Cats created an unprecedented four-way tie for what was highly considered as the nation's toughest conference championship.

Returning from the 2000 squad are three starters, including two of the team's top three leading scorers and rebounders and its top assist man. With seven newcomers on board, the Wildcats will not just have the talent, but more importantly the depth to make a deep tournament run.



Tubby Smith begins his fourth season as the Wildcats' head coach.

After all, Smith knows that college coaches earn their keep in March, and he's certainly earned his in three years at Kentucky. The 49-year-old coach has a 17-3 record in the month of March with such notable achievements as:

- the 1998 NCAA Championship;
- an Elite Eight finish in '99;
- two SEC Tournament titles;
- and two SEC regular-season crowns.

These outstanding accomplishments have led Smith to an even greater honor. He represented the United States as an assistant coach for the men's 2000 Olympic basketball team and its trek to Sydney, Australia. Smith served alongside Rudy Tomjanovich and Larry Brown, both NBA coaches, and Purdue head man Gene Keady. Together they coached the world's top stars, including Vince Carter, Alonzo Mourning, Jason Kidd and Kevin Garnett to a gold medal.

The honor came after a '99 summer spent assisting the U.S. Senior National Team – which was comprised of the nearly the same squad – to the gold medal in the Tournament of the Americas held in Puerto Rico.

All of Smith's coaching success has paved the way for an even more promising future at Kentucky as Smith is now entrenched at the helm of a program rich in tradition. Not even the bluest bloods of Wildcat basketball fandom would have guessed UK could have achieved its remarkable success after a national title in '96 and a runner-up finish in '97. Not after the team had lost six players over two seasons to the NBA and other key Cats to graduation.

When Smith took the reins for the '98 season, he inherited a balanced roster loaded with role players. An early loss to Arizona dampened expectations. Three losses at home shook up the home fans. UK then rebounded to win the 1998 SEC Eastern Division title and the overall SEC crown. One week later, UK rolled through the SEC Tournament in Atlanta

THE TUBBY SMITH FOUNDATION

Shortly after accepting the job as head basketball coach at the University of Kentucky, Tubby Smith started a foundation to assist underprivileged children. He has since conducted annual auctions, golf tournaments and other events while also accepting donations from companies and corporations throughout the Bluegrass. Now in its third year, the Foundation has raised nearly $1.5 million.

with decisive wins over Arkansas and South Carolina.

"Tubby Ball," a system of solid defense and superior rebounding — combined with his chess-match style of coaching — was on display 50 years after the Cats' original "golden era."

As a No. 2 seed in the NCAA Tournament's South Region, UK cruised to the regional final to face top-seeded Duke with a third-consecutive trip to the Final Four hanging in the balance. The Blue Devils grabbed an 18-point lead in the first half and a 17-point lead midway through the second half. UK's first meeting with Duke since Christian Laettner's famous shot in '92 appeared to be over. But when Smith went to a smaller lineup to counter the quicker Duke players, the Cats stormed back to win, 86-84.

UK then rallied from a five-point deficit at halftime against Stanford in the national semifinals before winning in overtime, 86-85. Many pegged the contest as one of the most well coached games in the entire tournament. Then two days later, Utah not only outrebounded the Wildcats 24-6 in the first half, but led by 10, 41-31 at halftime. No team had ever come from behind by more than eight points in the championship game to win.

Until Kentucky.

The game plan wore out the Utes, and UK stormed back, winning 78-69.

Smith accomplished the unexpected. He led the Wildcats to their second title in three years, a feat that had not been accomplished at UK since the Fabulous Five propelled the Wildcats to three titles in four seasons in 1948, '49 and '51. Smith had become the first coach since Cincinnati's Ed Jucker in 1961 to win the national title in his first year at a school.



Tubby Smith greets his parents after the Duke win in 1998.

Basketball Weekly tabbed Smith its National Coach of the Year while The Associated Press named him the Co-SEC Coach of the Year. The New York Athletic Club presented Smith with the prestigious Winged Foot Award after the season. In the offseason, he picked up the Parent of the Year Award by *Parent Magazine*, the Victor Award by the Black Coaches Association and was even voted the "Sexiest Male Public Figure" in a reader's vote in a local magazine. The honors culminated when he was named the Kentucky Sportsman of the Year for 1998 in a statewide media vote, edging out the highly popular Tim Couch of the Kentucky football team.

After earning thumbs-up reviews by winning the title in his first season, Smith guided a team comprised of eight freshmen and sophomores to within eight points of UK's fourth consecutive Final Four appearance. Michigan State prevailed and the Wildcats were ousted in the 1999 Midwest Region final, 73-66, ending a highly successful season.

UK's triumphs in the 1999 season included six wins over teams



2000 OLYMPICS

Coach Tubby Smith served as an assistant coach on the 2000 U.S. Olympic team in Sydney, Australia. Serving alongside head coach Rudy Tomjanovich, Larry Brown and Gene Keady, Smith had the opportunity to coach some of the world's best talent, including Alonzo Mourning, Jason Kidd and Kevin Garnett.



HEAD COACH ORLANDO "TUBBY" SMITH

THE SMITH FILE

PERSONAL

Birthdate: June 30, 1951
Hometown: Scotland, Md.
Family: Wife Donna, Sons G.G. (23), Saul (21) and Brian (16); Coach Smith is one of 17 children.
Date Hired at UK: May 12, 1997

EDUCATION

High School: Great Mills (Md.), 1969
College: High Point (N.C.), 1973
A four-year letterwinner (1970-73), he was team captain as a senior and co-captain as a junior... An All-Carolina Conference selection.

COLLEGIATE COACHING CAREER

1979-86.....Asst. Coach VCU
1986-89.....Asst. Coach S. Carolina
1989-91.....Asst. Coach Kentucky

Tulsa
1991-92.....17-13
1992-93.....15-14
1993-94.....23-8 (NCAA 16)
1994-95.....24-8 (NCAA 16)
Total.....79-43 (64.8%)

Georgia
1995-96.....21-10 (NCAA 16)
1996-97.....24-9 (NCAA 64)
Total.....45-19 (70.3%)

Kentucky
1997-98.....35-4 (NCAA Champ)
1998-99.....28-9 (NCAA 8)
1999-00.....23-10 (NCAA 32)
Total.....86-23 (78.9%)

Totals
9 years.....210-85 (71.2%)

Notables:
NCAA Tournament Record: 16-6 (72.7%)
SEC Tournament Record: 10-3 (76.9%)

ranked in the top 11 with victories over No. 2 Maryland and No. 4 Auburn, and 13 wins over teams in the NCAA Tournament. When March arrived, Smith's squad went to work, winning its seventh SEC Tournament title in eight years. The third-seeded Wildcats then competed in their eighth consecutive NCAA Tournament, earning an overtime win against Kansas in the second round, perhaps the most exciting game of the tourney. UK finished with a 28-9 record, tying its own NCAA record of 132 wins in a four-year period.

All this success has become the standard for Tubby Smith. The native of Scotland, Md., was introduced as the Cats' 20th head coach on May 12, 1997, six days after Rick Pitino announced he was resigning to become president and head coach of the NBA's Boston Celtics.

Kentucky is Smith's third head coaching stop. Previously, he revived two mediocre programs, Tulsa and Georgia, into NCAA title hopefuls.

Now Smith is one of the nation's most respected coaches. In nine years as a head coach, he has charted a 210-85 (71.2%) record, coaching teams to the last seven NCAA Tournaments, including five Final-16 appearances. At UK alone, he owns an 86-23 record (78.9%).

Prior to coming to Kentucky, he spent two seasons at Georgia, where he coached the Bulldogs to a 45-19 (70.3%) record and the first back-to-back seasons of 20 wins or more in school history. Prior to Georgia, he coached four seasons at Tulsa, guiding the Golden Hurricane to Final 16 appearances his last two seasons.

The 1996-97 season at Georgia was one his best coaching efforts. After losing eight seniors and all five starters from the year before, Smith led the youthful Dawgs to a 24-9 record, equaling the school record for most wins in a season. UGA finished third in the SEC with a 10-6 record, just behind second-place Kentucky. And three of Georgia's nine losses came against the Wildcats in '97, including a 95-68 loss in the SEC Tournament Championship game. Georgia finished the year ranked 17th in the final AP poll and earned a No. 3 seed in the Southeast Regional. But the Bulldogs made an early exit, losing in the first round to upstart Chattanooga.

In Smith's first year in Athens, Georgia advanced to the Final 16, where his team lost to eventual runner-up Syracuse on a last-second shot. It was the Bulldogs' first NCAA Tournament appearance in five years. His team ended the season 21-10 overall and 9-7 in league play for a second-place finish in the Eastern Division. In the NCAA Tournament's opening round, Georgia defeated Clemson before toppling No. 1-seed Purdue to advance to the West Regional semifinals. There, the Dawgs lost to Jim Boeheim's Orangemen in what many labeled the best game of the 1996 tournament.



HEAD COACH ORLANDO "TUBBY" SMITH



Tubby Smith escorted Miss America, Kentucky's own Heather Renee French, at Midnight Madness last October.

Before arriving in Georgia, Smith led Tulsa to a 79-43 (64.8%) record and won consecutive Missouri Valley Conference regular-season titles in 1994 and '95. When he took over the Golden Hurricane in 1991, he had just five returning players. With a quick injection of new talent, he completed his first season by coaching Tulsa to the MVC Championship Game after finishing fourth during the regular season.

Following a 15-14 record in 1993, Tulsa won more than 20 games in each of Smith's last two seasons, captured first-place honors in the MVC with identical 15-3 marks and made consecutive trips to the Sweet 16. He earned the MVC's Coach of the Year award in both 1994 and '95. In his final year at Tulsa, Smith led the Golden Hurricane to a 24-8 record, marking the third-highest victory total in school history, and a No. 15 ranking in the final CNN/*USA Today* poll.

Much of his success as a collegiate head coach has been measured by his teams' performances in the NCAA Tournament. Smith's '94 Tulsa team upset UCLA in the tourney's first round before knocking off Oklahoma State in the next round. In '95, the Hurricane blew away Big-Ten power Illinois to open March Madness. His success in postseason continued at Georgia, where he defeated Clemson to open the '96 tournament before upsetting the top-seeded Boilermakers.

Smith has a 16-6 record in NCAA Tournament action and his .727 winning percentage ranks third among active coaches. His seven consecutive tournament appearances also ranks seventh among current coaches.

In addition, he is one of a select few who have coached three different teams to the NCAA Tournament, joining former UK coaches Eddie Sutton and Rick Pitino with that distinction.

Smith's first impact on the Bluegrass came nine years before his national championship. When Pitino took over the Wildcats' program in '89, he sought an assistant coach who knew the South, and one name continued to surface — Tubby Smith. Smith left his assistant coach position at South Carolina and joined Pitino's first staff, which had the dubious honor of rebuilding a UK program that had been rocked by NCAA probation and player defections.

With only eight scholarship student-athletes, none taller than 6-7, the staff molded the Cats into winners once again, exceeding expectations to record a 14-14 mark. The following year, with Smith promoted to associate coach and UK still on probation, the Wildcats earned a 22-6 record, a final ranking of ninth in the AP poll, and an SEC-best 14-4 record.

The members of those first two staffs that Pitino assembled formed an impressive group of future head coaches. Smith served alongside Ralph Willard of Holy Cross, North Carolina State's Herb Sendek, Florida's Billy Donovan and Bernadette Mattox, coach of the UK



THE SMITH FAMILY (L-R): G.G., DONNA, BRIAN, TUBBY AND SAUL

STAFF

SMITH'S COACHING CAREER

1973-77: Head coach at Great Mills (Md.) High School... Four-year record of 46-36.

1977-79: Head coach at Hoke County (N.C.) High School... Two-year record of 28-18.

1979-86: Assistant coach at Virginia Commonwealth University... Seven-year tenure saw VCU record a 144-64 mark, three Sun Belt Conference titles and five NCAA Tournament appearances.

1986-89: Assistant coach at South Carolina... Three-year record of 55-35 and the school's first NCAA Tournament appearance in 15 seasons.

1989-91: Assistant and associate coach at Kentucky... Two-year record of 36-20, despite the program being on probation.

1991-95: Head coach at Tulsa... Compiled a 79-43 record in four years... In both 1994 and '95, the Golden Hurricane won Missouri Valley Conference regular-season titles, advanced to the Final 16 and Smith was named MVC Coach of the Year both times.

1995-97: Head coach at Georgia... Compiled a 45-19 record over two seasons and led the Bulldogs to their first NCAA Tournament appearance in five seasons, advancing to the '96 Final 16 where they were beaten at the buzzer by eventual national runner-up Syracuse and finished 21-10... The following year, his team won 24 games — the first time the school had recorded back-to-back 20-win campaigns — tying a school record for victories.

1998-00: Head coach at Kentucky... Compiled a 35-4 record en route to the school's seventh NCAA Championship in '98... Also led UK to the SEC East, regular-season and tournament titles... He was named Co-SEC Coach of the Year by the AP and National Coach of the Year by *Basketball Weekly*... Also won the Winged Foot Award from the New York Athletic Club... He also coached the Cats to their seventh SEC Tournament title in eight seasons in 1999... Owns a 17-3 record in March at UK... Served as an assistant on the 2000 U.S. Olympic Team.

HEAD COACH ORLANDO "TUBBY" SMITH

SMITH IN DEMAND

Coach Tubby Smith completed a busy summer by serving as an assistant coach for the U.S. Olympic Team that battled in Sydney in September.

The commitment to represent the U.S. began Aug. 24 in Maui, Hawaii, continued on to Japan for exhibition play and was scheduled to end at the gold medal contest Oct. 1.

Upon his return to the States, four days remained in the critical in-home recruiting period prohibiting him from returning home immediately from his six-week adventure.

He began the summer speaking before members of Congress in June on the issue of sports gambling. Smith spoke alongside South Carolina football coach Lou Holtz and Congressman John McCain on eliminating legal wagering on college sporting events.

Filling the remainder of Smith's summer has been four weeks of UK basketball camps, the summer evaluation period for college prospects and numerous speaking engagements.

In August, Smith, who also serves on the Board of Directors for the National Association of Basketball Coaches, was named to an NCAA committee to study basketball issues. Dr. Graham Spanier, President of Penn State University, named Smith to the group alongside Duke's Mike Krzyzewski, Oregon's Ernie Kent and Lorenzo Romar of Saint Louis. The committee, which came under fire last year because of its lack of current head coaches, now includes college personnel with direct ties to the sport, including coaches, school presidents and conference commissioners.

All this occurred before the Wildcats open their 98th season of basketball with their earliest starting date – Nov. 9 vs. St. John's in the Coaches vs. Cancer Classic in New York.

women's team, while the Wildcats began the rebuilding effort that culminated with two championships in three seasons.

Before coming to Kentucky in '89, Smith was an assistant coach for George Felton (now Smith's assistant at UK) at South Carolina, where the Gamecocks notched a 53-35 record during his three years. Previously, Smith served as assistant coach at Virginia Commonwealth for seven years, including six seasons under J.D. Barnett. On the coaching staff during that time period were current UK assistants David Hobbs and Mike Sutton.

In those seven seasons, VCU registered a 144-64 record, won three Sun Belt Conference Championships and made five NCAA Tournament appearances. And under Barnett, Smith learned the principles of his ball-line defense, a defense in the last three years that has held UK opponents to their lowest field goal percentage since 1962.

Smith began his coaching career at Great Mills High School in Great Mills, Md., where he was head coach for four years and compiled a 46-36 record. His next stop came at Hoke County High School in Raeford, N.C., where he recorded a 28-18 mark in two seasons.

A 1973 graduate of High Point (N.C.) College, Smith was an all-conference performer as a senior. He played under three different head coaches at High Point, including Barnett, and earned a Bachelor of Science degree in health and physical education.

Smith is the sixth of 17 children raised on a rural farm in southern Maryland. He and his wife Donna, have three sons: Orlando (G.G.), 23; Saul, 21; and Brian, 16. G.G. was a four-year letterman at Georgia and Saul is a senior point guard at Kentucky.

SMITH'S RECORD VS. OPPONENTS

Alabama	5-1	Mercer	2-0
Alabama-Birmingham	0-1	Miami, Fla.	2-0
Alaska-Anchorage	1-0	Miami, Ohio	1-0
American	1-0	Michigan State	1-1
Appalachian State	1-0	Mississippi	4-2
Arizona	0-2	Mississippi State	4-2
Arkansas	6-7	Missouri	2-0
Auburn	4-2	Morehead State	1-0
Baylor	0-2	New Mexico State	2-0
Bradley	6-3	UNC Asheville	1-0
BYU	1-1	North Carolina	0-1
Canisius	1-0	North Texas	2-0
Central Florida	1-0	Northern Iowa	6-3
Charleston Southern	1-0	Ohio	1-0
Clemson	2-0	Oklahoma	0-2
Colorado	2-0	Oklahoma State	1-4
Creighton	8-0	Old Dominion	1-0
Dayton	0-1	Oral Roberts	5-0
Drake	7-2	Pennsylvania	1-0
Duke	1-1	Pittsburgh	1-1
East Carolina	1-0	Purdue	2-0
Eastern Kentucky	1-0	St. Bonaventure	1-0
Evansville	2-0	Saint Louis	1-0
Florida	7-3	Southern Illinois	5-5
Furman	1-0	South Carolina	10-2
George Washington	1-0	South Carolina State	1-0
Georgia	6-0	Southeast Louisiana	1-0
Georgia Southern	2-0	SW Missouri State	6-3
Georgia State	1-0	Stanford	1-0
Georgia Tech	4-1	Syracuse	0-2
Hawaii	1-1	Tennessee	7-4
Houston Baptist	1-0	Tennessee State	1-0
Illinois	1-0	UT-Chattanooga	0-1
Illinois State	3-4	Texas Christian	2-1
Indiana	2-1	Texas Tech	1-0
Indiana State	6-2	Texas-San Antonio	1-0
Jacksonville	1-0	Tulsa	1-0
Kansas	2-0	UCLA	3-0
Kentucky	0-5	Utah	2-0
Long Beach State	0-1	Vanderbilt	8-2
LSU	5-1	Villanova	1-0
Louisville	1-2	Virginia Commonwealth	1-1
Maryland	3-1	Virginia Tech	2-0
Massachusetts	0-1	Washington State	1-0
Memphis	1-0	Western Carolina	1-0
		Western Kentucky	1-0
		Wichita State	8-1
		Winthrop	1-0
		Wright State	1-0
		TOTALS	**210-85**





Tubby Smith served two years as an assistant and associate coach at UK, from 1989-91.

TULSA

1991-92 (17-13)

Texas Christian	81-94
Brigham Young	86-102
Charleston Southern	91-46
Alabama-Birmingham	75-90
Arkansas	64-74
Oklahoma State	76-82
Southeast Louisiana	97-70
Northern Iowa	68-83
Drake	72-70
Northern Iowa	70-54
SW Missouri State	64-63
Illinois State	72-73
Indiana State	67-53
Creighton	80-65
Bradley	71-61
Illinois State	67-66
Baylor	59-73
SW Missouri State	74-78
Wichita State	70-66
Southern Illinois	66-74
Oral Roberts	78-62
Wichita State	74-60
Southern Illinois	68-74
Indiana State	60-74
Drake	85-82
Bradley	57-45
Creighton	81-71
Indiana State	77-65
Southern Illinois	82-79
SW Missouri State	68-71

1992-93 (15-14)

North Texas	101-70
Hawaii	68-63
Long Beach State	69-72
Hawaii	69-87
Oklahoma State	67-85
Oral Roberts	104-81
Virginia Commonwealth	66-67
Illinois State	74-61
Arkansas	87-101
Northern Iowa	66-75
Baylor	85-94
SW Missouri State	54-62
Bradley	66-43
Northern Iowa	66-61
Indiana State	89-84
SW Missouri State	77-74
Oral Roberts	103-69
Texas Christian	88-66
Wichita State	76-77
Drake	88-96
Creighton	70-63
Southern Illinois	77-70
Drake	95-82
Illinois State	63-72
Bradley	57-72
Creighton	69-66
Indiana State	74-86
Wichita State	80-63
Southern Illinois	80-106

1993-94 (23-8)

Houston Baptist	128-63
North Texas	72-62
Oral Roberts	94-74
SW Missouri State	66-56
Oklahoma State	61-73
Arkansas	91-93
Texas Tech	96-77
Oklahoma	76-95
Virginia Commonwealth	92-84
Bradley	77-78
Northern Iowa	75-62
Drake	115-98
Creighton	75-59
Southern Illinois	86-81
Indiana State	87-57
Illinois State	83-68
Drake	99-80
Bradley	64-69
Illinois State	56-61
Wichita State	79-64
Southern Illinois	88-70
Northern Iowa	69-63
SW Missouri State	71-66
Wichita State	89-51
Creighton	72-62
Indiana State	79-56
Drake	91-82
Northern Iowa	73-79
UCLA (NCAA)	112-102
Oklahoma State (NCAA)	82-80
Arkansas (NCAA)	84-103

1994-95 (24-8)

Texas-San Antonio	77-57
Oklahoma State	88-93
Oral Roberts	99-54
Drake	93-76
Arkansas	63-82
Creighton	80-65
Northern Iowa	85-53
Texas Christian	107-95
Oklahoma	61-76
Wichita State	79-52
Evansville	72-66
Southern Illinois	67-65
Illinois State	79-95
Bradley	73-53
SW Missouri State	71-54
Creighton	67-54
Southern Illinois	71-72
Western Kentucky	70-68
New Mexico State	85-67
Drake	53-60
Evansville	64-54
SW Missouri State	69-59
Indiana State	79-66
Wichita State	67-58
Bradley	74-68
Northern Iowa	90-75
Wichita State	77-63
Bradley	89-80
Southern Illinois	62-77
Illinois (NCAA)	68-62
Old Dominion (NCAA)	64-52
Massachusetts (NCAA)	51-76

GEORGIA

1995-96 (21-10)

Georgia Southern	88-44
Western Carolina	91-71
Pittsburgh	85-66
North Carolina	74-85
Winthrop	81-56
Georgia Tech	94-70
Virginia Tech	85-72
Central Florida	103-54
Mercer	95-68
Jacksonville	86-59
Mississippi	74-38
South Carolina	73-85
Auburn	86-89
Florida	71-46
Tennessee	62-67
Kentucky	77-82
Vanderbilt	62-66
Mississippi State	73-76
Tennessee	68-49
LSU	85-82
Alabama	68-55
Kentucky	73-86
Vanderbilt	77-68
Arkansas	71-59
Florida	86-70
South Carolina	88-73
Tennessee	74-63
Mississippi State	68-86
Clemson (NCAA)	81-74
Purdue (NCAA)	76-69
Syracuse (NCAA)	81-83

1996-97 (24-9)

Furman	91-67
Georgia State	85-47
Georgia Southern	90-56
Georgia Tech	61-62
Appalachian State	85-67
Virginia Tech	60-57
East Carolina	73-60
Brigham Young	84-65
Colorado	62-52
Washington State	64-61
Memphis	70-68
Maryland	73-65
Mississippi	66-73
Vanderbilt	61-53
Kentucky	65-86
South Carolina	71-82
Florida	77-70
Auburn	53-48
Tennessee	63-50
Kentucky	57-82
Alabama	83-74
Mississippi State	56-54
South Carolina	77-74
Arkansas	74-79
Vanderbilt	80-86
Louisiana State	82-59
Florida	88-76
Tennessee	69-55
Louisiana State	75-54
Arkansas	65-63
South Carolina	78-63
Kentucky	68-95
UT-Chattanooga (NCAA)	70-73

KENTUCKY

1997-98 (35-4)

Morehead State	88-49
George Washington	70-55
Arizona	74-89
Missouri	77-55
Clemson	76-61
Purdue	89-75
Indiana	75-72
Canisius	81-54
Georgia Tech	85-71
Tulsa	74-53
American	75-52
Louisville	76-79
Ohio	95-58
Vanderbilt	71-62
Georgia	90-79
Mississippi State	77-71
South Carolina	91-70
Arkansas	*80-77
Alabama	70-67
Tennessee	85-67
Vanderbilt	63-61
Florida	78-86
LSU	63-61
Villanova	79-63
Tennessee	80-74
Ole Miss	64-73
Florida	79-54
Georgia	85-74
Auburn	83-58
South Carolina	69-57
Alabama	82-71
Arkansas	99-74
South Carolina	86-56
S. C. State (NCAA)	82-67
Saint Louis (NCAA)	88-61
UCLA (NCAA)	94-68
Duke (NCAA)	86-84
Stanford (NCAA)	*86-85
Utah (NCAA)	78-69

1998-99 (28-9)

Eastern Kentucky	99-64
Mercer	82-51
Wright State	97-75
Colorado	64-52
Pittsburgh	56-68
UCLA	66-62
Kansas	63-45
Miami (Fla.)	74-65
Indiana	*70-61
Maryland	103-91
Georgia Tech	80-39
Duke	60-71
Louisville	74-83
Tennessee State	97-47
Florida	93-58
South Carolina	68-61
Vanderbilt	73-57
Tennessee	46-47
Ole Miss	63-57
Auburn	72-62
Mississippi State	76-49
Georgia	*91-83
LSU	86-62
Florida	68-75
Alabama	58-62
South Carolina	74-40
Georgia	92-71
Arkansas	70-74
Vanderbilt	88-63
Tennessee	61-68
Ole Miss	83-73
Auburn	69-57
Arkansas	76-63
New Mexico St. (NCAA)	82-60
Kansas (NCAA)	*92-88
Miami (Ohio) (NCAA)	58-43
Michigan State (NCAA)	66-73

1999-00 (23-10)

Pennsylvania	67-50
Utah	56-48
Maryland	61-58
Arizona	51-63
Dayton	66-68
Indiana	75-83
UNC Asheville	86-41
Maryland	66-72
Louisville	76-46
Michigan State	60-58
Alaska-Anchorage	62-42
Missouri	70-53
Georgia Tech	80-71
Vanderbilt	*72-52
Auburn	63-66
South Carolina	64-48
Ole Miss	74-69
Vanderbilt	81-73
Georgia	75-69
Miami (Fla.)	60-57
Tennessee	81-68
South Carolina	76-63
Florida	73-90
LSU	57-70
Alabama	66-54
Georgia	70-64
Tennessee	67-74
Arkansas	60-55
Mississippi State	73-61
Florida	85-70
Arkansas	72-86
St. Bonaventure (NCAA)	**85-80
Syracuse (NCAA)	50-52

THE FELTON FILE

personal

Full Name: George Francis Felton
Birthdate: Dec. 28, 1952
Hometown: Bronx, N.Y.
High School: All Hallows High School
College: South Carolina
Year Graduated: 1975
Sports Played: Basketball
Post-Graduate Degree: Master's (Appalachian State '83)

coaching career

1976-77
Appalachian State
Assistant Coach

1977-79
North Carolina A&T
Assistant Coach

1979-81
East Carolina
Assistant Coach

1981-83
Georgia Tech
Assistant Coach

1984-86
Georgia Tech
Associate Coach

1986-91
South Carolina
Head Coach
1986-87 15-14
1987-88 19-10
1988-89 .....19-11 (NCAA)
1989-90 14-14
1990-91 .....20-13 (NIT)
Totals 87-62

1991-92
Georgia Tech
Graduate Assistant Coach

1992-95
St. John's
Assistant Coach

1995-97
Oregon State
Assistant Coach

1997-1999
Kentucky
Assistant Coach

2000-present
Kentucky
Associate Head Coach

ASSOCIATE HEAD COACH GEORGE FELTON



FELTON ON KENTUCKY BASKETBALL...

"With Kentucky basketball, the fans expect the very best, a tradition that spans decades of loyalty, a pronounced edge in performance and an extraordinary commitment and attitude for all involved in the Bluegrass State."

FELTON ON COACHING...

"The game of basketball has allowed me to watch and participate at every level and to see the world in a special way. More importantly, it is the sharing of dreams and goals of the youth of tomorrow, which is a pursuit that never ends."

George Felton is in his fourth season at Kentucky, his first as associate head coach. He assists with on-floor coaching and off-campus recruiting.

Felton, a former head coach at South Carolina, left his assistant coach's position at Oregon State to reunite with Smith. Smith had assisted Felton from 1986-89 when Felton was the head coach at USC. Smith left the Gamecocks' program in 1989 to join Coach Rick Pitino as an assistant on Pitino's first Kentucky staff.

As coach of the Gamecocks from 1986-91, Felton never had a losing season, compiling an 87-62 record. In 1988-89, he coached USC to a 19-11 record overall, 8-4 in the Metro Conference, and the school's first berth in the NCAA Tournament in 15 seasons. He left his alma mater after the Gamecocks posted a 20-13 record and earned an appearance in the NIT in 1990-91.

After leaving South Carolina, the 47-year-old native of the Bronx, N.Y., returned for one season to Georgia Tech, where he had been an assistant and an associate head coach under Bobby Cremins from 1981-86. From 1992-95, he served as an assistant at St. John's before leaving the Red Storm for Oregon State.

Felton, a tireless recruiter, has been credited with recruiting such stars as Mark Price, Tom Hammonds and John Salley at Georgia Tech, as well as Jo Jo English, Jamie Watson and Brent Price at South Carolina. All went on to careers in the NBA. He also recruited Felipe Lopez and Zendon Hamilton to St. John's and Corey Benjamin to Oregon State, as well as some of the top talent on the current UK roster.

Felton began his coaching career in 1976 as an assistant coach at Appalachian State while earning his master's degree.

Felton is married to Brenda Craven of Greensboro, N.C., and they have 12-year-old twin sons, Larry and Bobby, and a 12-year-old son Jeremy.



George Felton never had a losing season as head coach for five years at South Carolina.

ASSISTANT COACH MIKE SUTTON

Mike Sutton is in his fourth season as an assistant coach at Kentucky. He assists with on-floor coaching and off-campus recruiting.

Sutton, a 1978 graduate of East Carolina, has been with Smith for the past seven seasons, two at Tulsa, two at Georgia and three at Kentucky. But his 26-year coaching background has crossed paths with Smith on numerous occasions, at both the high school and college levels.

Sutton, 44, began coaching as an assistant at his prep alma mater, D. H. Conley High School, while attending East Carolina. After spending the 1978-79 season as an assistant coach at Lees-McRae (N.C.) Junior College, he was hired by Smith as an assistant for the 1979-80 season at Hoke County High School in Raeford, N.C. Before the season began, Smith left for an assistant's position at Virginia Commonwealth, leaving Sutton behind, but only temporarily. The next year, the two were reunited as assistants at VCU, helping the Rams advance to the 1981 NCAA Tournament.



Mike Sutton is in his first season of off-campus recruiting at Kentucky. He assumes the recruiting duties vacated by Shawn Finney, who was named coach at Tulane in July.

Sutton then left the collegiate ranks and became head coach at Meadowbrook High School in Richmond, Va., taking over a downtrodden program that had tallied a 1-19 record the previous season.

He turned the program around during his 13-year career from 1981-94, leading the team to the Class AAA State Championship in his final season. His coaching effort earned him The Associated Press Coach of the Year award for 1993-94. He compiled a 176-122 record at Meadowbrook before re-joining Smith at Tulsa. Including Kentucky, this is his fifth coaching stop with Smith.

An avid golfer, Sutton is married to Karen Wasko of Bethel Park, Pa., and they have two children, Kelly (28) and Scott (26).



SUTTON ON KENTUCKY BASKETBALL...

"I think Kentucky basketball is so special because everyone has such an interest in the program all the time. Whether it's recruiting, player development, the schedule or just game-to-game speculation, someone is always thinking about the Wildcats. That is why the program holds such a special place at the top of college basketball."

SUTTON ON COACHING...

"It's teaching the student-athletes how to improve and become better players. In coaching, it is so rewarding to see the young talent mature, both collectively and individually."

THE SUTTON FILE

personal

Full Name: Michael Glenn Sutton
Birthdate: March 21, 1956
Hometown: Greenville, N.C.
High School: D.H. Conley
College: East Carolina
Year Graduated: 1978
Post-Graduate Degree: Master's (Appalachian State '79)

coaching career

1975-78
D.H. Conley High School (Greenville, N.C.)
Assistant Coach

1978-79
Lees-McRae Junior College
Assistant Coach

1979-80
Hoke County High School (Raeford, N.C.)
Assistant Coach

1980-81
Virginia Commonwealth
Assistant Coach

1981-94
Meadowbrook High School (Richmond, Va.)
Head Coach

1994-95
Tulsa
Assistant Coach

1995-97
Georgia
Assistant Coach

1997-present
Kentucky
Assistant Coach

ASSISTANT COACH DAVID HOBBS

THE HOBBS FILE

personal

Full Name: David A. Hobbs
Birth Date: April 25, 1949
Hometown: Lynchburg, Va.
High School: E.C. Glass
College: Virginia Commonwealth
Sport Played: Basketball
Years Lettered: 1970, '71
Degree: Bachelor's – Education (1972)

coaching career

1972-76
Lee-Davis High School
(Mechanicsville, Va.)
Assistant Coach

1977-79
Lee-Davis High School
Head Coach

1980-85
Virginia Commonwealth
Assistant Coach

1985-92
Alabama
Assistant Coach

1993-98
Alabama
Head Coach
1993 .....16-13 (NIT)
1994.....20-10 (NCAA)
1995.....23-10 (NCAA)
1996 .....19-13 (NIT)
1997 17-14
1998 15-16
Totals....110-76 (6 years)



HOBBS ON KENTUCKY BASKETBALL...

"I have been fortunate to be around SEC basketball for 15 years. Kentucky basketball has always been about class, excellence and tradition. It's a privilege to be a part of something this special."

HOBBS ON COACHING...

"It is not only a profession, it is a lifestyle. It is very rewarding to be a part of the development of these type of young men. Through basketball, the people I have met and the places I have been have been an unbelievable experience. I'm truly blessed."

David Hobbs begins his first season as an assistant coach at Kentucky. The former head coach at Alabama joined the staff in August after assistant Shawn Finney was named the new head coach at Tulane.

Hobbs has spent 19 years coaching basketball at the collegiate level. His first job in college coaching came at Virginia Commonwealth, where he served as an assistant coach with Tubby Smith and Mike Sutton on J.D. Barnett's staff. After coaching on the Rams' staff for six years (1980-85), Hobbs was hired at Alabama as an assistant coach for Wimp Sanderson. His seven years as an assistant in Tuscaloosa were spent helping the Crimson Tide win one SEC Championship and four SEC Tournament crowns while the Tide made four appearances in the NCAA Tournament's Sweet 16. As an assistant, he had the opportunity to coach such All-SEC performers as Robert Horry, James "Hollywood" Robinson and Latrell Sprewell.

When Sanderson left Alabama following the 1992 season, Hobbs was named head coach. In his first season, the Tide finished 16-13 and advanced to the NIT. In 1994 and '95, Alabama recorded 20-win seasons and advanced to the NCAA Tournament behind the play of NBA All-Star Antonio McDyess. In '96, Hobbs led UA to a 19-13 mark and a berth in the NIT Final Four. He resigned his post following the 1998 season after compiling a 110-76 (59.4%) career record and producing nine All-SEC players.

Throughout his career, Hobbs has coached teams to more than 400 victories and 15 postseason tournament appearances, including 13 in the NCAA Tournament.

Hobbs, 51-years-old and a native of Lynchburg, Va., lettered his junior and senior seasons (1970-71) at VCU, where he earned his education degree after spending his first two seasons playing at Ferrum (Va.) Junior College. Hobbs' coaching career began in the prep ranks at Lee-Davis High School in Mechanicsville, Va., for eight seasons, the last three as head coach.

Hobbs is married to Barbara "Skeet" Fleet Hobbs and they have two children, Heather (30) and David, Jr. (23).



David Hobbs begins his first season at Kentucky and has been responsible for conducting preseason workouts.

DIRECTOR OF BASKETBALL OPERATIONS REGGIE HANSON



Reggie Hanson, a member of Kentucky's prestigious 1,000-point club, was named Administrative Assistant for the men's basketball program in August and was soon promoted to the staff's newest position – Director of Basketball Operations – in October.

His duties at his alma mater include serving as a liaison with the UK academic center (CATS), coordinating team travel, supervising tape exchange and other duties assigned by the coaching staff.

Hanson, 32, has spent the past eight years playing professional basketball. After graduating from UK in 1991 with a bachelor's degree in education, the Somerset, Ky., native played one season for the Louisville Shooters of the Global League before spending the past seven seasons playing professionally in Japan. The last six years, he was both a player and assistant coach overseas. In addition, he spent the last two months of the 1998 season playing in the NBA for the Boston Celtics.

In 1995, he was the Japan Basketball League's leading scorer, rebounder and shot blocker. In 1996, he led the JBL in scoring and steals and was named Defensive Player of the Year. During his JBL career – which was scheduled to continue prior to his accepting the coaching position at UK – Hanson averaged 20.6 points and 8.7 rebounds per game, shooting 51.2 percent from the field, 84.1 percent from the foul line and 36 percent from the three-point line.

But it was at Kentucky where Hanson endeared himself to the Wildcat faithful. During his sophomore season, the program was rocked by an NCAA investigation. Mass defections and a coaching change occurred as a two-year penalty was imposed on the men's basketball team. That resulted in no television exposure for one season and no postseason play for two years. Hanson, with just two years eligibility remaining, chose to stay and play for new coach Rick Pitino and his assistant, Tubby Smith.

In his senior season, Hanson guided the '91 Wildcats to the best record (22-6) in the Southeastern Conference, though UK was not eligible for the league title. As team captain that year, he and John Pelphrey led the Cats in scoring, averaging 14.4 ppg. He tallied 16.4 ppg in 1990. Entering the 2001 season, he still ranks 34th on the all-time scoring list at UK with 1,167 points. At 6-7, Hanson lettered all four years – playing center his last two seasons – and led the team in field goals made (1990), rebounding (1990, '91), blocks (1990, '91) and steals (1989, '90).

Hanson's dedication to the program led Pitino to rename the team's sacrifice award — the Reggie Hanson Sacrifice Award. He also was named All-SEC as both a junior and senior and earned numerous team awards including MVP and the Leadership Award his last two seasons.

Hanson and his wife Lynelle reside in Lexington with daughters Sakia (11) and Jaitesha (5).

THE HANSON FILE

personal

Full Name: Reginald Leonard Hanson
Birth Date: Oct. 8, 1968 (Charlotte, N.C.)
Hometown: Somerset, Ky.
High School: Pulaski County
College: Kentucky
Sport Played: Basketball
Years Lettered: 1988-91
Degree: Bachelor's – Education (1991)

coaching and playing career

1992
Louisville Shooters
Global League

1993
Isuzu Motors, Ltd.
Japanese Basketball League

1994-98
Denso Co., Ltd.
JBL (player/assistant coach)

1998
Boston Celtics
(2 mos.) – NBA

1998-00
Aichi Machine, Ltd.
JBL (player/assistant coach)

JBL Career Averages:
20.6 ppg, 8.7 rpg, 2.6 spg, 3.3 apg, 1.6 bpg

EQUIPMENT MANAGER BILL KEIGHTLEY



Affectionately known as "Mr. Wildcat," Bill Keightley has been associated with the Wildcats basketball program since 1962.

Keightley, who mans the "Bill Keightley Equipment Room" in Memorial Coliseum, is as much a fixture around UK basketball as the seven national championship trophies on display in the Coliseum.

Beginning his 40th season on the UK sidelines, Keightley witnessed his 900th Wildcat victory last season and the Cats' record over the past four decades with Keightley as equipment manager is 919-280.

During his tenure, he has served under five UK head coaches — Adolph Rupp, Joe B. Hall, Eddie Sutton, Rick Pitino and Orlando "Tubby" Smith.

In 1997, UK honored Keightley with a retired jersey in his honor. He joins veteran broadcaster Cawood Ledford as the only non-player or coach to have a jersey retired at UK.

Keightley, 73, graduated from Kavanaugh High School in Lawrenceburg and is a retired U. S. Postal Service carrier and veteran of the Marine Corps in WWII.

The avid Cincinnati Reds fan is married to the former Hazel Robinson of Lawrenceburg. The Keightleys have one daughter, Karen, who works in the University's veterinary science department.

THE KEIGHTLEY FILE

personal

Full Name: William Bond Keightley
Birth Date: December 17, 1926
Hometown: Lawrenceburg, Ky.
High School: Kavanaugh High
Sport Played: Basketball
Military Career: Marine Corps, Veteran of WW II

UK career

1962-1972
Assistant Equipment Manager under George Hukle

1972-present
Equipment Manager



TOM BOYD
Strength and Conditioning Coach

Lexington native Tom Boyd begins his fourth season as strength and conditioning coach for the men's basketball program at Kentucky.

Before joining the staff at Kentucky, Boyd served two years as strength and conditioning coach for Bradley University, where he was in charge of 14 varsity sports, including men's basketball. At UK, he handles all strength and conditioning training for the men's basketball program and coordinates those same efforts with the women's team.

Boyd, 33, served as an intern one year for former UK strength coach Shaun Brown before being promoted to assistant UK strength coach in 1993, a position he held for two seasons.

He also worked with the UK volleyball, gymnastics, tennis and golf teams. The former Bryan Station High School graduate attended Transylvania University for three years, where he lettered in soccer before earning his degree from UK in 1993.

Boyd is married to Maura Schoshinski from Garnett Park, Md. They have two sons — Thomas and Colin.



DAVID KINDY
Athletic Trainer

David Kindy begins his third season as athletic trainer for the University of Kentucky.

Kindy, a native of Port Washington, N.Y., joined the Wildcats on July 31, 1998. He had previously served as the head athletic trainer for men's basketball at Auburn for three seasons. He also worked for two years (1993-95) at Wyoming, serving in the same position for men's basketball while assisting with football.

The 32-year-old Kindy is a 1991 graduate of Florida State and received his master's degree from Michigan State in 1993. He worked as a student athletic trainer at Florida State and as a graduate assistant at Michigan State. He worked two summers as an athletic trainer for the Miami Dolphins.

He is married to Jill Bigman Kindy of Bloomfield Hills, Mich., and they have a newborn son, Andrew.



MARTA McMACKIN
Administrative Support Associate

Marta McMackin is one of the more familiar faces around the Kentucky basketball office, having been on staff for 23 years. A tireless worker, she has served as an Administrative Support Associate for Joe B. Hall, Eddie Sutton, Rick Pitino and now Tubby Smith.

A native of Ironton, Ohio, McMackin attended Morehead State University and UK. She and husband Ron have three sons — Ron, Rick and Rodd, and one grandson, Michael.



MEREDITH MENDEZ
Staff Support Associate

Meredith Mendez is in her fourth year as a member of the UK basketball office staff. The staff associate is a graduate of the University of Kentucky in American Studies. She is currently working toward her master's in English.

Mendez, 26, has a passion for acting after serving in numerous plays both as an actress and director in high school. In 1998 she was featured in a local play at the Actors Guild, earning a "Smitty Award" as best supporting actress in "The Monogamist." In 1999, she played a role in "Wings," another Actors Guild production.

She also is a guest columnist for the *Lexington Herald-Leader*.

The Auburn, Ala., native is married to Russell Mendez of Ft. Pierce, Fla.



JASON NEHRING
Assistant Strength Coach

Jason Nehring joined the men's basketball staff as a graduate assistant strength coach in January 2000. In addition, he oversees the women's basketball team's strength and conditioning program.

Nehring, 27, is a 1996 graduate of Wisconsin-La Crosse with a degree in exercise and sports science. He is currently working toward a master's degree in biomechanics at UK.

At Wisconsin-La Crosse, Nehring was a four-year member of the football team where he helped the Eagles win two Division III National Championships (1992, 1995). Before joining the staff at Kentucky, Nehring spent four seasons (1996-99) with the NFL's Minnesota Vikings as the strength and conditioning intern.

During his internship, the Vikings advanced to the playoffs four times, including a near perfect 15-1 season in 1998. He also assisted in off-season conditioning and mini-camps and even worked with UK's all-time rushing leader and current Vike Moe Williams.



Reggie Hanson, who joins the staff this season as Director of Basketball Operations, still appears on UK's all-time record lists for scoring (34th), blocks (7th) and steals (9th).

In his spare time, Nehring worked for the Minnesota Developmental Basketball Program where he taught boys and girls from grade school through high school on the fundamentals of basketball.

Nehring, single, is a Certified Strength and Conditioning Specialist (C.S.C.S) and is a member of the National Strength and Conditioning Association. He has also completed PACE, a Program for Athletic Coaches' Education.



GARY FOXWORTH
Coaching Video Director

Gary Foxworth is in his fifth year with the UK Sports Video Department. He oversees the staffing of the athletic video office and coordinates the daily videotaping of all UK practices and home games.

Foxworth joined UK from Eastern Kentucky University, where he was the production manager for the school's media resources department. He supervised the school's television needs and also handled the broadcast production of EKU's football and basketball games. In addition, Foxworth helped EKU win several government grants and was the technical director and videographer for federal and state television productions. He earned a degree in broadcasting from EKU in 1989. He was a student assistant for two years in the media resources department before joining the staff full-time upon his graduation.

Foxworth is a native of Lexington and a graduate of Lafayette High School. He and his wife, Kimber, have a son, Austin, and a daughter, Jessica Ann.



ANTHONY SUMMERS
Special Assistant

Anthony "A.J." Summers joined the Kentucky basketball staff this past summer as a special assistant.

He will assist in the daily operations of the men's basketball program and handle various administrative duties as assigned by the coaching staff. Summers spent the past four seasons as a student manager for the basketball team.

Under the guidance of equipment manager Bill Keightley, Summers assisted at practice and games and traveled with the Wildcats throughout the regular season and postseason. He earned his bachelor's degree in communications at UK in August, 2000.

A native of Louisville, Summers graduated from Male Traditional High School where he assisted the Athletics Director Jay Levine all four years.

Summers, 22, is single.



G.G. SMITH
Manager

Orlando "G.G." Smith has joined the UK basketball program as a team manager for the 2000-01 season. Smith will assist the staff with various assignments in practice and in games.

The elder son of UK coach Tubby Smith lettered four seasons as a 5-10 point guard for the Georgia Bulldogs. He earned his health and physical education degree from Georgia in December, 1999.

Last season, he moved to Lexington and served as a teacher and an assistant coach at Lexington Catholic High School. This year, he's a graduate student at UK, working on his master's degree in sports management.

As a Bulldog, the floor leader became the 29th member of UGA's 1,000-point club (1,131 points), finished second on the Dawgs' all-time career assist list (440) and shares the school record for most games played (129). He had a career-high 27 points vs. Fresno State in '98 and in the process set the school record for most three-pointers made in a game with nine.

He was an Academic All-Southeastern Conference selection as a senior and was a third-team All-SEC pick as a junior after averaging 13.5 ppg and 4.8 apg. For his career, he shot 38.6 percent from three-point range.

Smith, 23, is single.

UK ATHLETICS MEDICAL TEAM



Dr. David Caborn
Orthopedic Consultant



Dr. Darren Johnson
Orthopedic Consultant



Dr. Scott Mair
Orthopedic Consultant



Dr. John Perrine
Medical Director



Dr. H. Spencer Turner
Administrative Head



UK equipment manager Bill Keightley exchanged greetings with former UK All-American Jamal Mashburn, who returned last season to have his jersey retired.



TIM ASHER
TRAVELING VIDEOGRAPHER

KEN BRANDENBURGH
OFFICIAL SCORER





DOUG BRUCE
PUBLIC ADDRESS ANNOUNCER

BILL COOKE
SHOT CLOCK





VAN FLORENCE
PRESIDENT,
COMMITTEE OF 101

DR. JOHN J. PIECORO, JR.
FACULTY REPRESENTATIVE FOR ATHLETICS





MARCIA STONE
IN-GAME STATS DIRECTOR

SHIRLEY WATTS
OFFICIAL TIMER





BARBARA OSBORNE
Ticket Manager

Barbara Osborne is in her 25th year with the University of Kentucky Athletics Association.

Osborne, a native of Flatwoods, was named Ticket Manager for the UKAA in October of 1987. She had served as Assistant Ticket Manager since 1984 and began her employment with UKAA as secretary to Frank Ham of the Blue-White Fund office in December, 1975.

In addition to handling all UK ticket sales, Osborne also has coordinated ticket sales for seven NCAA tournaments, including three Final Fours, several NCAA and SEC Tournaments held in Lexington and three UK bowl games. She graduated from Russell High School in 1971 and earned an associate degree from Ashland Community College.

She is married to Dave Osborne and they reside in Sadieville, Ky.



BROOKS DOWNING
Associate
Media Relations Director

Brooks Downing is in his sixth season with the UK Athletics Association. After serving as Assistant Media Relations Director his first two years, Downing was named to Associate Director in 1997. His primary responsibility is media relations director for the mens' basketball team.

He has served the Wildcats' publicity efforts through two national championships, three Final Fours and a well-documented coaching change.

Downing authored two books following the 1998 season. *A Dream Come True* with Cameron Mills was a story of Mills' triumphs and tribulations as a UK basketball player and his Christian faith that carried him. The *1998 UK National Championship*, co-authored with Tony Neely, recapped the Wildcats' trek to a seventh national title.

In 1997, 1999 and 2000, his men's basketball media guide was rated "Best in the Nation" by the College Sports Information Directors Association (CoSIDA).

The Lexington native joined the UK staff after serving as the Sports Information Director for the Kentucky High School Athletic Association for three years.

Before joining the KHSAA, he worked two years for the legendary "Voice of the Wildcats," Cawood Ledford. With Ledford's production company, Downing served as the assistant editor for "Cawood on the Cats," and as a producer for Ledford's numerous radio and TV programs.

A 1988 graduate of UK, he began his career in media relations as an intern with the UK athletics department.

Downing, 36, also served as a high school and college football official for 11 seasons, working the 1994 NAIA National Championship game.

He is married to Cassandra Compton Downing of Georgetown, Ky., and they have twin daughters, infants Carmen and Camille.



2000-01 Managers and Trainers
Front Row: (L-R) Aaron Howard, Equipment Manager Bill Keightley, Dan McHale.
Back Row: Clay Butler, David Judy, Athletic Trainer Dave Kindy, Caleb Moore, D.J. Gaddes.

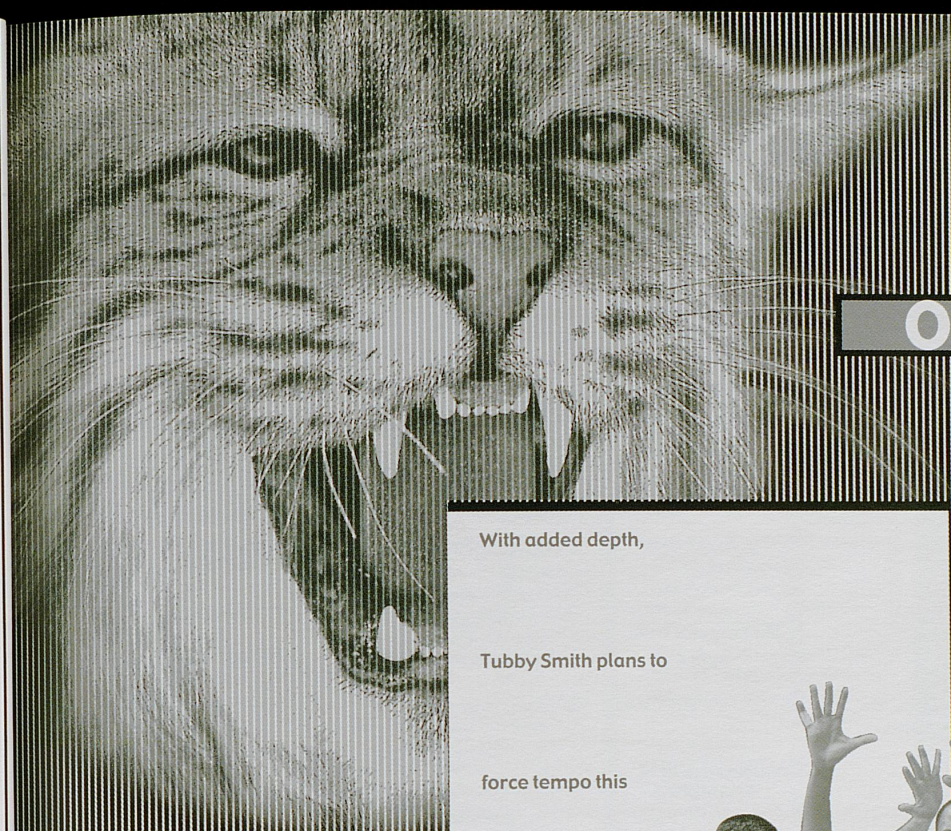

OPPONENTS

With added depth,

Tubby Smith plans to

force tempo this

season, including

more full-court

pressure.



2001 NCAA TOURNAMENT • FINAL FOUR • H. H. HUMPHREY METRODOME • MINNEAPOLIS, MINN.



Midwest Region 1st/2nd Round Sites = Dayton, Ohio & Kansas City, Mo.
South Region 1st/2nd Round Sites = New Orleans, La. & Memphis, Tenn.

East Region 1st/2nd Round Sites = Greensboro, N.C. & Long Island, N.Y.
West Region 1st/2nd Round Sites = San Diego, Calif. & Boise, Idaho

2001 SEC TOURNAMENT • GAYLORD ENTERTAINMENT CENTER • NASHVILLE, TENN.

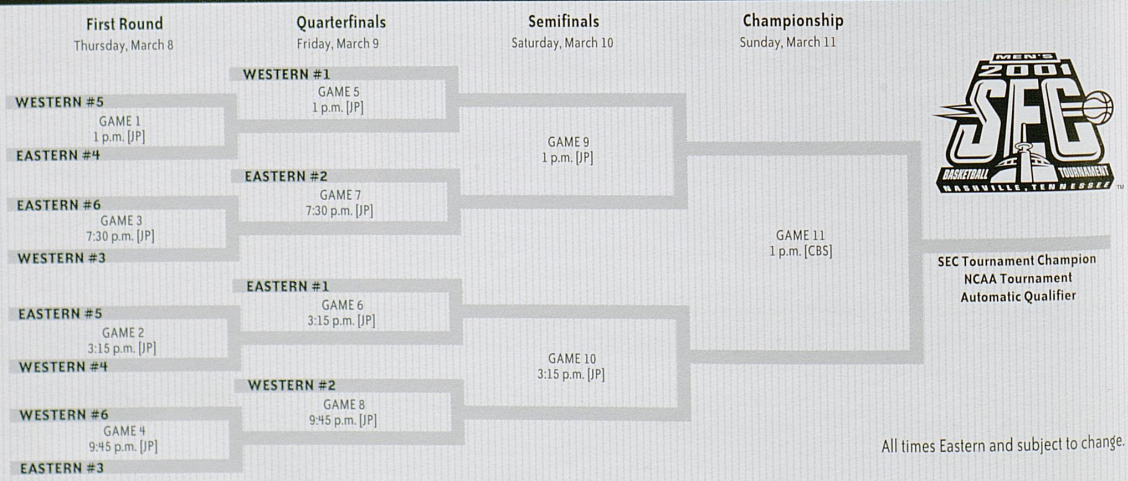

SEC Tournament Champion
NCAA Tournament
Automatic Qualifier

All times Eastern and subject to change.

ALABAMA

January 23, 2001 • Tuscaloosa, Ala.



MARK GOTTFRIED



SAM HAGINAS



JEREMY HAYS

GENERAL INFORMATION

Location: Tuscaloosa, Ala.
Enrollment: 18,767
Colors: Crimson & White
Founded: 1831
Nickname: Crimson Tide
NCAA Division/Conference: Division I/Southestern
Arena (Capacity): Coleman Coliseum (15,043)

INSTITUTE PERSONNEL

President: Dr. Andrew Sorensen (Illinois '59)
Athletic Director: Mal Moore (Alabama '63)
Phone: (205) 348-3600
Athletic Department Phone: (205) 348-6161
Ticket Office Phone: (205) 348-6111

MEDIA INFORMATION

SID Office Phone: (205) 348-6084
Basketball Contact: Becky Hopf
Home Phone: (205) 343-9055
E-mail: bhopf@sid.ia.ua.edu
Web Page: www.rolltide.com
SID Fax: (205) 348-8841
Press Row Phone: (205) 348-6084
Mailing Address: P.O. Box 870391, Tuscaloosa, AL 35487
Overnight Address: 323 Paul Bryant Drive, Basement, Room 170 Coleman Coliseum, Tuscaloosa, AL 35487

For the latest release, stats and box scores, log onto mediateamlink.com

COACHING STAFF

Head Coach: Mark Gottfried (Alabama '87)
Overall Record: 98-55 (.641, 5 years)
NCAA Appearances: 2
NIT Appearances: 2
School Record: 30-31 (.492, 2 years)
NCAA Appearances: 0
NIT Appearances: 1
Office Phone: (205) 348-4551
Best Time to Call: Weekly teleconferences (M-T-Th-F)
Assistant Coaches: Johnny Jones (LSU '85), Tom Kelsey (David Lipscomb '86), Philip Pearson (Alabama '93)

SERIES INFORMATION

Series Record: UK leads series 91-31
Series Record in Lexington: UK leads 48-7
Series Record in Tuscaloosa: UK leads 24-19
Series Record at Neutral Sites: UK leads 19-5
First Meeting: Jan. 25, 1923 – UA 45, UK 35
Last Game: Feb. 16, 2000 – UK 66, UA 54
Current Series Streak: Won 1
Coach Gottfried's Record Against UK: 1-1

2000-01 ROSTER

NO	NAME	POS	HT	WT	CL	PPG	RPG	HOMETOWN/HS/JuCo
2	Gerald Wallace	F	6-7	210	Fr.	27.0	13.8	Childersburg, Ala./Childersburg
4	Reggie Rambo	F	6-7	218	Fr.	18.0	12.0	Lena, La./Peabody
5	Tarik London	G	6-1	200	Sr.	3.7	2.7	Savannah, Ga./Beach
14	Terrance Meade	G	6-2	190	So.	11.5	3.8	Scottsboro, Ala./Scottsboro
20	Terrance "Doc" Martin	G	6-3	205	Sr.	6.7	3.1	Tuscaloosa, Ala./Central
21	Rod Grizzard	G	6-8	205	So.	13.2	5.1	Birmingham, Ala./Central Park Christian
22	Travis Stinnett	G	5-11	170	So.	3.0	0.8	Maryville, Tenn./Alcoa
23	Demetrius Smith	G	6-3	215	Fr.	18.0	10.0	Hogansville, Ga./Calloway
25	Jim Bakken	G	6-7	215	Sr.	1.2	0.7	Carrollton, Texas/Newman Smith
35	Erwin Dudley	F-C	6-8	240	So.	10.3	8.1	Uniontown, Ala./R.C. Hatch
40	Alfred Moss	F	6-8	225	Sr.	2.2	1.7	Newnan, Ga./Newnan
42	Kenny Walker	F-C	6-9	225	So.	6.1	4.2	Jacksonville, Fla./Woflson
43	Sam Haginas	F	6-8	235	Jr.	4.7	2.8	Mobile, Ala./UMS-Wright
50	Antoine Pettway	G	6-0	165	Fr.	--	--	Camden, Ala./Wilcox Academy
52	Jeremy Hays	C	6-10	260	Sr.	12.0	8.4	Boaz, Ala./Boaz

PLAYERS RETURNING

4 Starters: Grizzard, Meade, Dudley, London
6 Lettermen: Bakken, Haginas, Martin, Moss, Walker, Stinnett

PLAYERS LOST

1 Starter: Schea Cotton (15.5 ppg)
2 Lettermen: Solomon Davis, D.J. Towns

NEWCOMERS

4 Newcomers: Pettway, Rambo, Smith, Wallace

OPPONENTS

1999-2000 results

RECORD: 13-16 (6-10, 5th SEC West)

Northern Iowa	L	73-74
Saint Louis	L	70-78
WEBER ST.	W	81-61
TENNESSEE TECH	W	91-72
CENTENARY	W	94-72
LASALLE	W	85-70
SAMFORD	L	67-79
Louisville	L	72-87
Tennessee-Chattanooga	W	75-51
ALABAMA A&M	W	97-74
Delaware	L	66-76
North Carolina-Wilmington	W	62-45
Louisiana St.	L	66-78
MISSISSIPPI ST.	W	*77-74
Georgia	L	59-75
ARKANSAS	W	73-64
FLORIDA	L	73-77
OLE MISS	W	96-67
Auburn	L	63-77
LSU	L	60-93
Arkansas	L	66-81
VANDERBILT	W	77-63
Kentucky	L	54-66
South Carolina	L	61-82
AUBURN	W	68-64
TENNESSEE	W	80-75
Ole Miss	L	59-63
MISSISSIPPI ST.	L	70-92
South Carolina	L	59-69

*Overtime

2000-2001 schedule

Nov. 8	GLOBAL SPORTS (Exh.)
Nov. 15	ATHLETES IN ACTION (Exh.)
Nov. 20	TROY ST.
Nov. 25	ARKANSAS-PINE BLUFF
Nov. 30	LOUISVILLE
Dec. 4	GRAMBLING
Dec. 7	WOFFORD
Dec. 9	vs. Akron
Dec. 16	vs. North Texas
Dec. 20	Puerto Rico Holiday Classic (San Juan) vs. Northern Iowa
Dec. 30	ALABAMA ST.
Jan. 2	SOUTHEAST LOUISIANA
Jan. 6	at LSU
Jan. 9	at Tennessee
Jan. 13	MISSISSIPPI ST.
Jan. 17	OLE MISS
Jan. 20	at Arkansas
Jan. 23	KENTUCKY
Jan. 27	AUBURN
Jan. 31	at Vanderbilt
Feb. 3	LSU
Feb. 7	at Mississippi St.
Feb. 10	GEORGIA
Feb. 14	SOUTH CAROLINA
Feb. 17	OHIO ST.
Feb. 21	at Auburn
Feb. 24	at Florida
Feb. 28	ARKANSAS
Mar. 3	at Ole Miss
Mar. 8-11	at SEC Tournament

OPPONENTS

1999-2000 results

RECORD: 19-15 (7-9, 3rd SEC West)

TEXAS-ARLINGTON	W	*102-95
Mercer	W	71-54
Iowa St.	L	71-77
Santa Clara	W	79-60
JACKSON ST.	W	98-60
OKLAHOMA	L	52-66
Texas-Pan American	W	70-56
MERCER	W	85-60
WAKE FOREST	L	64-70
Providence	L	81-87
ALCORN ST.	W	102-59
Centenary	W	73-55
Memphis	L	71-76
OLE MISS	W	71-64
SOUTH CAROLINA	L	65-76
Georgia	W	74-54
Alabama	L	64-73
MISSISSIPPI ST.	W	83-73
Louisiana St.	L	75-96
Ole Miss	L	82-87
Auburn	L	55-73
ALABAMA	W	81-66
Mississippi St.	W	87-81
FLORIDA	L	71-80
LSU	L	67-78
VANDERBILT	W	78-63
Kentucky	L	55-60
Tennessee	L	66-73
AUBURN	W	64-55
Georgia	W	71-64
Kentucky	W	86-72
Louisiana St.	W	69-67
Auburn	W	75-67
Miami (Fla.)	L	71-75

*Overtime

2000-2001 schedule

Nov. 17-18	JOHN THOMPSON CLASSIC
Nov. 17	TENNESSEE ST.
Nov. 22	JACKSON ST.
Nov. 25	LOUISIANA-MONROE
Nov. 28	CENTENARY
Dec. 2	MEMPHIS
Dec. 5	NORTH TEXAS
Dec. 9	at Oklahoma St.
Dec. 20	NORTHWESTERN ST.
Dec. 23	at Oklahoma
Dec. 30	GRAMBLING ST.
Jan. 2	MARYLAND-EASTERN SHORE
Jan. 6	at Mississippi St.
Jan. 10	OLE MISS
Jan. 13	at Vanderbilt
Jan. 17	AUBURN
Jan. 20	ALABAMA
Jan. 27	at LSU
Jan. 31	at Ole Miss
Feb. 3	MISSISSIPPI ST.
Feb. 7	TENNESSEE
Feb. 10	at Florida
Feb. 14	at Auburn
Feb. 17	LSU
Feb. 20	at South Carolina
Feb. 25	KENTUCKY
Feb. 28	at Alabama
Mar. 3	GEORGIA
Mar. 8-11	at SEC Tournament

ARKANSAS

February 25, 2001 • Fayetteville, Ark.



NOLAN RICHARDSON



BRANDON DEAN



JOE JOHNSON

GENERAL INFORMATION

Location: Fayetteville, Ark.
Enrollment: 15,226
Colors: Cardinal & White
Founded: 1871
Nickname: Razorbacks
NCAA Division/Conference: Division I/Southeastern
Arena (Capacity): Bud Walton Arena (19,200)

INSTITUTE PERSONNEL

Chancellor: Dr. John White (Arkansas '61)
Athletic Director: Frank Broyles (Georgia Tech '47)
Phone: (501) 575-2755
Athletic Department Phone: (501) 575-6533
Ticket Office Phone: (501) 575-5151

MEDIA INFORMATION

SID Office Phone: (501) 575-2751
SID: Robby Edwards
Home Phone: (501) 582-9046
E-mail: TBA
Web Page: www.hogwired.com
SID Fax: (501) 575-7481
Press Row Phone: (501) 575-6622
Mailing Address: P.O. Box 7777, Fayetteville, AR 72702-7777
Overnight Address: Razorback Road and Maple St., Fayetteville, AR 72701

For the latest release, stats and box scores, log onto mediateamlink.com

COACHING STAFF

Head Coach: Nolan Richardson (Texas-El Paso '63)
Overall Record: 475-181 (.724, 20 years)
NCAA Appearances: 15
NIT Appearances: 4
School Record: 356-144 (.712, 15 years)
NCAA Appearances: 11
NIT Appearances: 2
Office Phone: (501) 575-6389
Best Time to Call: Weekday mornings
Assistant Coaches: Mike Anderson (Tulsa '82), Brad Dunn (Western Illinois '81), Wayne Stehlik (Nebraska-Wesleyan '79)

SERIES INFORMATION

Series Record: UK leads series 14-6
Series Record in Lexington: UK leads 5-2
Series Record in Fayetteville: UA leads 3-2
Series Record at Neutral Sites: UK leads 7-1
First Meeting: Dec. 18, 1945 - UK 67, UA 42
Last Game: March 10, 2000 – UA 86, UK 72
Current Series Streak: Lost 1
Coach Richardson's Record Against UK: 6-10

2000-01 ROSTER

NO	NAME	POS	HT	WT	CL	PPG	RPG	HOMETOWN/HS/JuCo
3	Charles Tatum	G	5-10	165	So.	3.4	0.6	Midland, Texas/Midland
4	Carl Baker	F	6-8	200	So.	4.4	2.2	Palestine, Ark./Palestine-Wheatley
5	T.J. Cleveland	G	6-1	168	Jr.	8.8	2.5	Birmingham, Ala./Minor
12	Jannero Pargo	G	6-1	170	Jr.	22.3	4.6	Chicago, Ill./Neosho CC
13	Brandon Dean	G	6-1	190	Jr.	8.5	2.0	Monroe, La./Ouachita Parish
20	Brandon Davis	G-F	6-4	198	Sr.	4.0	2.0	Camden, Ark./Fairview
21	Blake Eddins	G	6-6	205	So.	3.2	1.2	Montgomery, Ala./Trinity
22	Michael Jones	F	6-9	190	Fr.	14.3	6.8	Little Rock, Ark./Parkview
23	Teddy Gipson	G	6-4	170	Jr.	8.7	2.5	Farmerville, La./Farmerville
24	Joe Johnson	G-F	6-9	225	So.	16.0	5.7	Little Rock, Ark./Central
31	Alonzo Lane	F	6-7	240	So.	7.9	4.1	Canton, Miss./Canton
33	Dionisio Gomez	F	6-8	215	So.	1.5	2.1	Panama City, Panama/ Fayetteville (Ark.) Christian
50	Larry Satchell	F	6-9	220	So.	2.6	2.3	Waco, Texas/Waco

PLAYERS RETURNING

4 Starters: Johnson, Dean, Gipson, Lane
7 Lettermen: Baker, Cleveland, Davis, Eddins, Gomez, Satchell, Tatum

PLAYERS LOST

1 Starter: Chris Walker (10.8 ppg)
No Lettermen

NEWCOMERS

2 Newcomers: Jones, Pargo

AUBURN

February 28, 2001 • Lexington, Ky.



CLIFF ELLIS



MACK McGADNEY



SCOTT POHLMAN

GENERAL INFORMATION

Location: Auburn, Ala.
Enrollment: 22,120
Colors: Burnt Orange & Navy Blue
Founded: 1856
Nickname: Tigers
NCAA Division/Conference: Division I/Southestern
Arena (Capacity): Beard-Eaves Memorial Coliseum (10,500)

INSTITUTE PERSONNEL

President: Dr. William V. Muse (Northwestern St. '60)
Athletic Director: David Housel (Auburn '69)
Athletic Department Phone: (334) 844-4750
Ticket Office Phone: (334) 844-4040

MEDIA INFORMATION

SID Office Phone: (334) 844-9701
Basketball Contact: Chuck Gallina
Home Phone: (334) 502-0929
E-mail: gallica@mail.auburn.edu
Web Page: www.auburn.edu
SID Fax: (334) 844-9708
Press Row Phone: (334) 844-1933/1935
Mailing Address: Athletic Media Relations, P. O. Box 351, Auburn, AL 36831-0351
Overnight Address: Athletic Media Relations, Roosevelt & Donahue Street, Auburn, AL 36830

For the latest release, stats and box scores, log onto mediateamlink.com

COACHING STAFF

Head Coach: Cliff Ellis (Florida St. '68)
Overall Record: 468-281 (.625, 25 years)
NCAA Appearances: 7
NIT Appearances: 10
School Record: 120-69 (.635, 6 years)
NCAA Appearances: 2
NIT Appearances: 3
Office Phone: (334) 844-9760
Best Time to Call: Contact SID
Assistant Coaches: Shannon Weaver (Middle Tennessee St. '93), Mike Wilson (Southeastern Louisiana '86), Charlton Young (Georgia Southern '94)

SERIES INFORMATION

Series Record: UK leads series 73-17
Series Record in Lexington: UK leads 38-2
Series Record in Auburn: UK leads 22-13
Series Record at Neutral Sites: UK leads 13-2
First Meeting: Jan. 29, 1921 – AU 40, UK 25
Last Game: Jan. 11, 2000 – AU 66, UK 63
Current Series Streak: Lost 1
Coach Ellis' Record Against UK: 1-8

2000-01 ROSTER

NO	NAME	POS	HT	WT	CL	PPG	RPG	HOMETOWN/HS/JuCo
2	Abdou Diame	F	6-9	196	Fr.	14.4	8.8	Theis, Senegal/Oak Hill (Va.) Academy
3	Marquis Daniels	F	6-6	200	So.	4.5	2.6	Orlando, Fla./Mt. Zion (N.C.)
5	Jamison Brewer	G	6-4	180	So.	2.3	1.7	East Point, Ga./The Newport School
10	Scott Pohlman	G	6-2	170	Sr.	9.9	2.4	Roswell, Ga./Roswell
11	Reggie Sharp	G	6-1	185	Sr.	3.2	1.4	Shannon, Miss./West Georgia
14	Charlton Barker	G	5-11	160	Jr.	1.4	0.6	Lithonia, Ga./Mays
21	Adam Harrington	G	6-5	185	So.	11.6	2.0	Bernardston, Mass./North Carolina St.
22	Marin Bota	C	7-0	228	Fr.	18.0	10.0	Tijarica, Croatia/St. Francis (Germany)
31	Mack McGadney	F	6-7	220	Jr.	7.2	4.8	Mobile, Ala./LeFlore
33	Donny Calton	F	6-6	194	So.	2.5	1.0	Fort Worth, Texas/Arlington Heights
34	Kyle Davis	C	6-10	210	Fr.	16.0	15.0	Blakely, Ga./Early Co.
40	Lincoln Glass	G	5-10	185	Jr.	12.8	3.6	South Bend, Ind./Lincoln Trail (Ill.) Coll.

PLAYERS RETURNING

1 Starter: Pohlman
6 Lettermen: Barker, Brewer, Calton, Daniels, McGadney, Sharp

PLAYERS LOST

4 Starters: Chris Porter (14.6 ppg), Daymeon Fishback (9.6 ppg), Mamadou N'diaye (8.9 ppg), Doc Robinson (11.5 ppg)
1 Letterman: Abe Smith

NEWCOMERS

5 Newcomers: Bota, Davis, Diame, Glass, Harrington

OPPONENTS

1999-2000 results

RECORD: 24-10 (9-7 2nd-SEC West)

ALABAMA-BIRMINGHAM	W	65-59
ARKANSAS-PINE BLUFF	W	100-44
Stanford	L	58-67
BELMONT	W	65-56
FLORIDA ST.	W	55-54
Pennsylvania	W	77-70
COPPIN ST.	W	63-35
Bradley	W	78-64
Puerto Rico-Mayaguez	W	109-52
Virginia Tech	W	73-63
Pepperdine	W	87-76
SOUTHERN MISS	W	56-50
STONY BROOK	W	100-45
GEORGIA	W	67-52
KENTUCKY	W	66-63
Mississippi St.	W	51-45
SOUTH CAROLINA	W	65-61
Ole Miss	L	*77-79
Tennessee	L	76-105
MISSISSIPPI ST.	W	73-57
ALABAMA	W	77-63
ARKANSAS	W	73-55
Louisiana St.	L	68-83
Vanderbilt	W	86-80
OLE MISS	W	75-72
Alabama	L	64-68
Florida	L	59-88
LSU	L	53-55
Arkansas	L	55-64
Florida	W	78-70
South Carolina	W	*77-72
Arkansas	L	67-75
Creighton	W	72-69
Iowa St.	L	60-79

*Overtime

2000-2001 schedule

Nov. 1	GLOBAL SPORTS (Exh.)
Nov. 10	NEXT LEVEL SPORTS (Exh.)
Nov. 17	FLORIDA A&M
Nov. 19	JACKSONVILLE ST.
Nov. 20	MERCER
Nov. 24-26	UMKC Thanksgiving Classic (Kansas City, Mo.)
Dec. 1	SOUTH ALABAMA
Dec. 4	LA. - LAFAYETTE
Dec. 5	GRAMBLING
Dec. 9	vs. Detroit
Dec. 16	vs. Oregon
Dec. 19	GEORGIA SOUTHERN
Dec. 30	SOUTHERN MISS
Jan. 6	TENNESSEE
Jan. 10	at Georgia
Jan. 13	LSU
Jan. 17	at Arkansas
Jan. 20	at South Carolina
Jan. 24	FLORIDA
Jan. 27	at Alabama
Jan. 31	MISSISSIPPI ST.
Feb. 3	OLE MISS
Feb. 10	at LSU
Feb. 14	ARKANSAS
Feb. 17	at Mississippi St.
Feb. 21	ALABAMA
Feb. 24	at Ole Miss
Feb. 28	at Kentucky
Mar. 3	VANDERBILT
Mar. 8-11	at SEC Tournament

OPPONENTS

1999-2000 results

RECORD: 6-21 (2-16, 10th Ohio Valley)

Belmont	L	69-85
WILMINGTON	W	97-61
LOYOLA-CHICAGO	W	72-60
Morehead St.	W	73-72
SHAWNEE ST.	W	96-56
Ohio St.	L	40-72
AMERICAN	W	73-63
Nevada-Las Vegas	L	80-87
Cal St.-Fullerton	L	83-98
Detroit	L	51-65
MIDDLE TENNESSEE ST.	W	85-83
TENNESSEE TECH	L	74-75
Austin Peay	L	65-94
Tennessee St.	L	88-94
MOREHEAD ST.	L	76-79
MURRAY ST.	L	77-82
UT-MARTIN	L	74-82
Eastern Illinois	L	57-85
Southeast Missouri	L	65-77
Middle Tennessee St.	L	71-94
Tennessee Tech	L	66-91
AUSTIN PEAY	L	58-63
TENNESSEE ST.	L	60-74
Murray St.	L	68-101
UT-Martin	L	75-82
EASTERN ILLINOIS	L	47-90
SOUTHEAST MISSOURI	L	48-65

2000-2001 schedule

Nov. 16	URBANA
Nov. 22	at Xavier
Nov. 28	CAPITAL
Dec. 2	at Ohio St.
Dec. 5	at Kentucky
Dec. 9	SHAWNEE ST.
Dec. 18	HIGH POINT
Dec. 20	CAL ST.-FULLERTON
Dec. 23	at Loyola-Chicago
Dec. 28	at American
Jan. 4	at Tennessee Tech
Jan. 11	TENNESSEE ST.
Jan. 13	AUSTIN PEAY
Jan. 16	at Morehead St.
Jan. 18	at Tennessee-Martin
Jan. 20	at Murray St.
Jan. 27	EASTERN ILLINOIS
Jan. 29	SOUTHEAST MISSOURI
Feb. 3	TENNESSEE TECH
Feb. 5	MOREHEAD ST.
Feb. 8	at Tennessee St.
Feb. 10	at Austin Peay
Feb. 15	TENNESSEE-MARTIN
Feb. 17	MURRAY ST.
Feb. 22	at Southeast Missouri
Feb. 24	at Eastern Illinois
Feb. 27-Mar. 3	at OVC Tournament (Nashville, Tenn.)

EASTERN KENTUCKY

December 5, 2000 • Lexington, Ky.



TRAVIS FORD



LAVORIS JERRY



JOHN WHITE

GENERAL INFORMATION

Location: Richmond, Ky.
Enrollment: 14,999
Colors: Maroon & White
Founded: 1906
Nickname: Colonels
NCAA Division/Conference: Division I/Ohio Valley
Arena (Capacity): McBrayer/Alumni Coliseum (6,500)

INSTITUTE PERSONNEL

President: Dr. Robert W. Kustra (Benedictine College '65)
Athletics Director: Jeff Long (Ohio Wesleyan '82)
Athletic Department Phone: (859) 622-2120
Ticket Office Phone: (859) 622-2122

MEDIA INFORMATION

SID Office Phone: (859) 622-1253
Basketball SID Contact: Karl Park
Home Phone: (859) 624-1291
E-mail: athpark@acs.eku.edu
Web Page: www.ekusports.com
SID Fax: (859) 622-1230
Press Row Phone: (859) 622-2226
Mailing Address: 207 Begley Building, 521 Lancaster Ave., Richmond, KY 40475-3102
Fax-on-Demand: (201) 461-8345
Release: 6320
Stats: 6322
Last Box Score: 6325

COACHING STAFF

Head Coach: Travis Ford (Kentucky '94)
Overall Record: 67-31 (.684, 3 years)
NCAA Appearances: 0
NIT Appearances: 0
School Record: 0-0 (1st year)
NCAA Appearances: 0
NIT Appearances: 0
Office Phone: (859) 622-2123
Best Time to Call: 9 a.m.-Noon, Monday-Thursday
Assistant Coaches: Jerry Pelphrey (East Tennessee '94), Chad Dollar (Milligan College '95), John Brannen (Marshall '97)

SERIES INFORMATION

Series Record: UK leads 6-0
Series Record in Lexington: UK leads 6-0
Series Record in Richmond: 0-0
Series Record at Neutral Sites: 0-0
First Meeting: Dec. 15, 1928 – UK 35, EKU 10
Last Meeting: Nov. 17, 1998 – UK 99, EKU 64
Current Series Streak: Won 6
Coach Ford's Record vs. UK: 0-0

2000-2001 ROSTER

NO	NAME	POS	HT	WT	CL	PPG	RPG	HOMETOWN/HS/JuCo
5	Clinton Sims	G	6-3	195	Jr.	18.2	7.3	Paris, Ky./Paris/St. Catherine J.C.
10	Ben Rushing	G	5-11	185	Fr.	25.4	--	Clinton, Ky./Hickman Co.
22	Chris Carswell	F	6-7	215	Jr.	10.1	7.5	Macon, Ga./South Rowan
23	Adrian "Spanky" Parks	G-F	6-3	190	Jr.	22.1	6.5	Dayton, Ohio/Belmont
24	Lavoris Jerry	F	6-3	180	Sr.	5.6	2.1	Ocala, Fla./Compton (Calif.) C.C.
30	John White	G	6-2	190	Sr.	4.1	1.5	Detroit, Mich./Pennsacola J.C.
33	Phillip Taylor	F	6-7	210	Jr.	--	--	Chicago, Ill./Near North
35	George Selden	F	6-7	225	Sr.	2.1	1.2	Burbank, Calif./Phoenix (Ariz.) Coll.
50	Richard Gaston	F	6-7	225	Jr.	12.5	8.4	Salisbury, N.C./Labette J.C.
55	Tim Volpenhein	C	6-10	205	Fr.	10.5	9.9	Taylor Mill, Ky./Holy Cross

PLAYERS RETURNING

1 Starter: White
2 Lettermen: Jerry, Seldon

PLAYERS LOST

4 Starters: Whitney Robinson, Chris Garnett, Sam Hoskin, Ricardo Thomas
5 Lettermen: Will Morris, Darcel Williams, Brad Borgman, Darick Mattox, Phillippe Langlois

NEWCOMERS

6 Newcomers: Carswell, Gaston, Volpenhein, Fields, Sims, Rushing

FLORIDA

February 6, 2001 • Lexington, Ky. **March 4, 2001 • Gainesville, Fla.**



BILLY DONOVAN



UDONIS HASLEM



BRENT WRIGHT

GENERAL INFORMATION

Location: Gainesville, Fla.
Enrollment: 43,382
Colors: Orange & Blue
Founded: 1853
Nickname: Gators
NCAA Division/Conference: Division I/Southeastern
Arena (Capacity): O'Connell Center (12,000)

INSTITUTE PERSONNEL

President: Dr. Charles Young (UC at Riverside '55)
Athletic Director: Jeremy Foley (Hobart '74)
Phone: (352) 375-4683 ext. 6000
Athletic Department Phone: (352) 375-4683
Ticket Office Phone: (352) 375-4683 ext. 6800

MEDIA INFORMATION

SID Office Phone: (352) 375-4683 ext. 6100
Basketball Contact: Steve McClain
Home Phone: (352) 335-6539
E-mail: Stevem@gators.uaa.ufl.edu
Web Page: www.gatorzone.com
SID Fax: (352) 375-4809
Press Row Phone: (352) 371-0281
Mailing Address: P.O. Box 14485, Gainesville, Fla. 32604-2485
Overnight Address: North-South Dr. (Florida Field), Stadium West, Sports Information Office (3rd Floor), Gainesville, FL 32611

For the latest release, stats and box scores, log onto mediateamlink.com

COACHING STAFF

Head Coach: Billy Donovan (Providence '87)
Overall Record: 113-69 (.621, 6 years)
NCAA Appearances: 2
NIT Appearances: 1
School Record: 78-49 (.614, 4 years)
NCAA Appearances: 2
NIT Appearances: 1
Office Phone: (352) 375-4683 ext. 4285
Best Time to Call: SEC Teleconference (M & TH – 11 am EST)
Assistant Coaches: John Pelphrey (Kentucky '91), Anthony Grant (Dayton '87), Donnie Jones (Pikeville '88)

SERIES INFORMATION

Series Record: UK leads series 75-23
Series Record in Lexington: UK leads 38-6
Series Record in Gainesville: UK leads 27-15
Series Record at Neutral Sites: UK leads 10-2
First Meeting: Jan. 3, 1927 – UK 44, UF 36
Last Game: Mar. 4, 2000 – UK 85, UF 70
Current Series Streak: Won 1
Coach Donovan's Record Against UK: 3-6

2000-01 ROSTER

NO	NAME	POS	HT	WT	CL	PPG	RPG	HOMETOWN/HS/JuCo
00	Brent Wright	F	6-9	235	Sr.	8.3	4.5	Miami, Fla./Miami Senior
1	Orien Greene	G	6-4	193	Fr.	15.8	5.5	Gainesville, Fla./Gainesville
2	Ronnie King	G	5-11	178	Jr.	1.7	0.4	Brandon, Fla./Armwood
5	Teddy Dupay	G	5-11	178	Jr.	8.6	1.6	Ft. Myers, Fla./Mariner
10	Brett Nelson	G	6-3	185	So.	8.1	1.5	St. Albans, W.Va./St. Albans
12	Justin Hamilton	G	6-3	198	So.	4.7	1.7	Sarasota, Fla./Booker
15	Matt Bonner	F	6-9	232	So.	4.8	3.2	Concord, N.H./Concord
20	David Kliewer	G	6-2	175	Jr.	0.5	0.5	Tarpon Springs, Fla./Tarpon Springs
23	LaDarius Halton	G	6-3	198	So.	--	--	New Smyrna Beach, Fla./New Smyrna
25	Major Parker	F	6-4	218	Sr.	3.5	1.8	Ft. Lauderdale, Fla./Cardinal Gibbons
33	Adriel Davis	F	6-5	221	So.	1.0	0.5	Tallahassee, Fla./James Rickards
42	Bonell Colas	F	6-9	196	Fr.	27.5	12.3	Miami, Fla./North Miami
50	Udonis Haslem	C	6-7	260	Jr.	11.8	5.1	Miami, Fla./Miami Senior

PLAYERS RETURNING

3 Starters: Haslem, Dupay, Wright
8 Lettermen: Bonner, Davis, Halton, Hamilton, King, Kliewer, Nelson, Parker

PLAYERS LOST

2 Starters: Mike Miller (14.1 ppg), Kenyan Weaks (10.0 ppg)
1 Letterman: Donnell Harvey

NEWCOMERS

2 Newcomers: Colas, Greene

OPPONENTS

1999-2000 results

RECORD: 29-8 (12-4, t-1st SEC East)

FLORIDA ST.	W	96-61
Utah St.	W	60-58
Purdue	L	68-79
Georgetown	W	72-62
NEW HAMPSHIRE	W	131-72
FLORIDA A&M	W	96-44
BETHUNE-COOKMAN	W	93-77
HIGH POINT	W	109-60
Rutgers	W	85-65
UNC WILMINGTON	W	80-53
VIRGINIA MIL. INSTITUTE	W	113-68
SOUTH ALABAMA	W	82-61
Vanderbilt	L	77-87
Ole Miss	W	75-71
LSU	W	82-57
TENNESSEE	L	79-81
Alabama	W	77-73
DePaul	L	69-71
VANDERBILT	W	89-63
South Carolina	W	86-82
GEORGIA	W	85-66
KENTUCKY	W	90-73
Tennessee	L	73-76
Arkansas	W	80-71
MISSISSIPPI ST.	W	88-58
Georgia	W	90-68
AUBURN	W	88-59
SOUTH CAROLINA	W	87-67
Kentucky	L	70-85
Ole Miss	W	89-67
Auburn	L	70-78
Butler	W	69-68
Illinois	W	93-76
Duke	W	87-78
Oklahoma St.	W	77-65
North Carolina	W	71-59
Michigan St.	L	76-89

2000-2001 schedule

Nov. 6	LONDON LEOPARDS (Exh.)
Nov. 13	CALIFORNIA ALL-STARS (Exh.)
Nov. 17	at Florida St.
Nov. 27	FLORIDA ATLANTIC
Dec. 2	DEPAUL
Dec. 6	at Michigan St.
Dec. 9	RUTGERS
Dec. 10	FLORIDA A&M
Dec. 16	at Gonzaga
Dec. 19	BETHUNE-COOKMAN
Dec. 23	AMERICAN
Dec. 28	at Tulane
Dec. 30	NEW HAMPSHIRE
Jan. 7	at South Carolina
Jan. 10	at Mississippi St.
Jan. 17	GEORGIA
Jan. 20	VANDERBILT
Jan. 24	at Auburn
Jan. 27	SOUTH CAROLINA
Jan. 30	TENNESSEE
Feb. 3	at Georgia
Feb. 6	at Kentucky
Feb. 10	ARKANSAS
Feb. 13	at Louisiana St.
Feb. 18	at Tennessee
Feb. 21	OLE MISS
Feb. 24	ALABAMA
Feb. 28	at Vanderbilt
Mar. 4	KENTUCKY
Mar. 8-11	at SEC Tournament

OPPONENTS

1999-2000 results

RECORD: 10-20 (3-13, 6th SEC East)

North Carolina St.	W	76-73
Kansas	L	78-88
Louisville	L	62-85
Grambling St.	W	113-74
TENNESSEE ST.	W	84-78
Furman	W	*86-82
GEORGIA TECH	W	70-68
Wake Forest	W	68-67
Marshall	L	79-89
ARKANSAS-LITTLE ROCK	W	65-63
MERCER	W	88-54
MINNESOTA	L	65-66
Mississippi St.	L	59-71
Auburn	L	52-67
ARKANSAS	L	54-74
ALABAMA	W	75-59
Louisiana St.	L	57-61
SOUTH CAROLINA	W	90-62
KENTUCKY	L	69-75
Villanova	L	75-78
VANDERBILT	L	58-67
Florida	L	66-85
Tennessee	L	83-110
OLE MISS	W	71-65
Kentucky	L	64-70
FLORIDA	L	68-90
South Carolina	L	66-82
Vanderbilt	L	89-101
TENNESSEE	L	66-83
Arkansas	L	64-71

*Overtime

2000-2001 schedule

Nov. 1	GLOBAL SPORTS (Exh.)
Nov. 8	CALIFORNIA ALL-STARS (Exh.)
Nov. 17	GEORGIA ST.
Nov. 19	at Minnesota
Nov. 23-25	Puerto Rico Shootout (San Juan)
Nov. 28	COASTAL CAROLINA
Dec. 3	PEPPERDINE
Dec. 6	at Georgia Tech
Dec. 9	vs. North Carolina St.
Dec. 16	at Wake Forest
Dec. 21	vs. California
Dec. 23	at Fresno St.
Dec. 28	VILLANOVA
Jan. 6	at Kentucky
Jan. 10	AUBURN
Jan. 13	at Ole Miss
Jan. 17	at Florida
Jan. 21	LSU
Jan. 24	at Vanderbilt
Jan. 27	TENNESSEE
Jan. 31	KENTUCKY
Feb. 3	FLORIDA
Feb. 7	at South Carolina
Feb. 10	at Alabama
Feb. 14	VANDERBILT
Feb. 21	at Tennessee
Feb. 24	SOUTH CAROLINA
Feb. 28	MISSISSIPPI ST.
Mar. 3	at Arkansas
Mar. 8-11	at SEC Tournament

GEORGIA

January 6, 2001 • Lexington, Ky. **January 31, 2001 • Athens, Ga.**



JIM HARRICK



ANTHONY EVANS



D. A. LAYNE

GENERAL INFORMATION

Location: Athens, Ga.
Enrollment: 30,000
Colors: Red & Black
Founded: 1785
Nickname: Bulldogs
NCAA Division/Conference: Division I/Southestern
Arena (Capacity): Stegeman Coliseum (10,523)

INSTITUTE PERSONNEL

President: Dr. Michael Adams (Lipscomb '70)
Athletic Director: Vince Dooley (Auburn '54)
Phone: (706) 542-9037
Athletic Department Phone: (706) 542-1306
Ticket Office Phone: (706) 542-1231

MEDIA INFORMATION

SID Office Phone: (706) 542-1621
Basketball Contact: Tim Hix
Home Phone: (770) 513-0840
E-mail: georgiadogs.com
Web Page: georgiadogs.com
SID Fax: (706) 542-9339
Press Row Phone: (706) 542-8052
Mailing Address: P.O. Box 1472, Athens, GA 30603
Overnight Address: Rm. 312 Butts-Mehre Bldg., Athens, GA 30602

For the latest release, stats and box scores, log onto mediateamlink.com

COACHING STAFF

Head Coach: Jim Harrick (Morris-Harvey '60)
Overall Record: 433-202 (.672, 20 years)
NCAA Appearances: 14
NIT Appearances: 2
School Record: 10-20 (.333, 1 year)
NCAA Appearances: 0
NIT Appearances: 0
Office Phone: (706) 542-1432
Best Time to Call: Weekday mornings
Assistant Coaches: Michael Hunt (Furman '83), Jeff Dunlap (UCLA '88), James Holland (USC-Spartanburg '82)

SERIES INFORMATION

Series Record: UK leads series 97-17
Series Record in Lexington: UK leads 49-2
Series Record in Athens: UK leads 31-12
Series Record at Neutral Sites: UK leads 17-3
First Meeting: Mar. 1, 1921 – UK 20, UGA 19
Last Game: Feb. 19, 2000 – UK 70, UGA 64
Current Series Streak: Won 14
Coach Harrick's Record Against UK: 1-3

2000-01 ROSTER

NO	NAME	POS	HT	WT	CL	PPG	RPG	HOMETOWN/HS/JuCo
3	Rashad Wright	G	6-0	170	Fr.	19.0	7.0	Statesboro, Ga./Statesboro
4	Anthony Evans	F	6-7	265	Sr.	14.7	8.7	Decatur, Ga./Neosho Co. (Kan.) CC
5	Ezra Williams	G	6-4	205	Fr.	26.0	6.0	Marietta, Ga./Marietta
11	Adrian Jones	G	6-5	195	Sr.	7.8	4.0	Atlanta, Ga./South Atlanta
14	Ryan Pevey	F	6-5	230	Jr.	--	--	Athens, Ga./Bryan College
15	Mike Patrick	G	6-4	195	So.	3.4	2.6	Peachtree City, Ga./McIntosh
20	Jonathan Goss	G	6-1	185	Fr.	--	--	Macon, Ga./Westside
32	D.A. Layne	G	6-0	190	Jr.	18.3	2.3	Marietta, Ga./Wheeler
34	Robb Dryden	C	7-1	260	Sr.	5.3	3.1	Jacksonville, Fla./Terry Parker
50	Chris Daniels	F	6-7	210	Fr.	26.0	17.0	Albany, Ga./Monroe
51	Shon Coleman	F	6-6	215	Sr.	12.4	8.2	Statesville, N.C./Indian Hills (Iowa) CC
55	Steve Thomas	F	6-8	230	Fr.	22.0	14.0	Carrollton, Ga./Carrollton

PLAYERS RETURNING

4 Starters: Layne, Evans, Coleman, Jones
2 Lettermen: Dryden, Patrick

PLAYERS LOST

1 Starter: Moses White (3.8 ppg)
5 Lettermen: Shawn Fields, Nick Temen, Ryan Lewis, Badi Oliver, Jay Crowell

NEWCOMERS

6 Newcomers: Daniels, Thomas, Wright, Williams, Pevey, Goss

GEORGIA TECH

Delta Air Lines Classic • Dec. 9, 2000 • Philips Arena (19,000) • Atlanta, Ga.



PAUL HEWITT



SHAUN FEIN



ALVIN JONES

GENERAL INFORMATION

Location: Atlanta, Ga.
Enrollment: 13,000
Colors: Old Gold & White
Founded: 1885
Nicknames: Yellow Jackets, Rambling Wreck
NCAA Division/Conference: Division I/Atlantic Coast
Arena (Capacity): Alexander Memorial Coliseum (10,000)

INSTITUTE PERSONNEL

President: Dr. G. Wayne Clough (Georgia Tech '64)
Athletic Director: Dave Braine (North Carolina '65)
Athletic Department Phone: (404) 894-5400
Ticket Office Phone: (404) 894-5447

MEDIA INFORMATION

SID Office Phone: (404) 894-5445
Basketball Contact: Allison George
Home Phone: (678) 595-7728
E-mail: ageorge@at.gtaa.gatech.edu
Web Page: www.ramblinwreck.com
SID Fax: (404) 894-1248
Press Row Phone: (404) 894-5458 or (404) 894-5459
Mailing Address: 150 Bobby Dodd Way, N.W. Atlanta, GA 30332-0455

For the latest release, stats and box scores, log onto mediateamlink.com

COACHING STAFF

Head Coach: Paul Hewitt (St. John Fisher '85)
Overall Record: 66-27 (.710, 3 years)
NCAA Appearances: 1
NIT Appearances: 1
School Record: 0-0 (1st year)
NCAA Appearances: 0
NIT Appearances: 0
Office Phone: (404) 894-5425
Best Time to Call: Monday-Friday, 11-2 p.m.
Assistant Coaches: Dean Keener (Davidson '88), Cliff Warren (Mount St. Mary's '90), Willie Reese (Georgia Tech '89)

SERIES INFORMATION

Series Record: UK leads series 56-14
Series Record in Lexington: UK leads 31-4
Series Record in Atlanta: UK leads 16-10
Series Record at Neutral Sites: UK leads 9-0
First Meeting: Feb. 23, 1924 – UK 33, GT 27
Last Game: Jan. 5, 2000 – UK 80, GT 71
Current Series Streak: Won 6
Coach Hewitt's Record Against UK: 0-0

2000-01 ROSTER

NO	NAME	POS	HT	WT	CL	PPG	RPG	HOMETOWN/HS/JuCo
2	Darryl LaBarrie	G	6-3	196	Sr.	1.3	0.3	Decatur, Ga./Florida A&M
3	Tony Akins	G	5-11	182	Jr.	11.5	3.3	Lilburn, Ga./Berkmar
4	Alvin Jones	C	6-11	265	Sr.	9.7	8.0	Lakeland, Fla./Kathleen
5	Clarence Moore	F	6-4	225	So.	4.8	3.9	Galliano, La./South LaFourche
10	T.J. Vines	G	5-10	200	Sr.	4.4	1.8	Woodstock, Ga./Etowah
11	Shaun Fein	G	6-3	205	Sr.	10.6	3.3	Centerville, Mass./Stonehill College
14	Winston Neal	G	6-1	200	Sr.	0.0	0.3	Greenville, Ga./Flint Military Academy
23	Jon Babul	F	6-7	232	Sr.	3.6	3.9	North Attleboro, Mass./North Attleboro
24	Marvin Lewis	G	6-3	195	Fr.	18.7	7.2	Germantown, Md./Montrose Christian
33	Halston Lane	G-F	6-6	200	Fr.	23.7	8.2	Oak Ridge, Tenn./Oak Ridge
34	Robert Brooks	F	6-9	220	Fr.	7.0	9.0	Saginaw, Mich./Arthur Hill
44	Michael Isenhour	F	6-8	248	Jr.	1.2	1.0	Lawrenceville, Ga./Air Force

PLAYERS RETURNING

3 Starters: Jones, Akins, Fein
6 Lettermen: Moore, Babul, Vines, LaBarrie, Isenhour, Neal

PLAYERS LOST

2 Starters: Jason Collier (17.2 ppg), Jason Floyd (13.5 ppg)
No Lettermen

NEWCOMERS

3 Newcomers: Lewis, Lane, Brooks

OPPONENTS

1999-2000 results

RECORD: 13-17 (5-11, 8th ACC)

MERCER	W	91-79
Grambling St.	W	100-88
Washington	W	82-65
Kansas	L	70-84
Michigan	L	77-80
Georgia	L	68-70
Stanford	L	*61-64
MOREHEAD ST.	W	81-75
WOFFORD	W	80-70
UNC GREENSBORO	W	97-73
LAFAYETTE	W	75-64
Kentucky	L	71-80
Virginia	L	65-83
Duke	L	52-87
MARYLAND	W	69-68
FLORIDA ST.	W	65-62
North Carolina St.	L	58-66
WAKE FOREST	L	46-60
NORTH CAROLINA	L	53-70
Clemson	L	58-70
FLORIDA A&M	W	89-57
VIRGINIA	W	68-47
DUKE	L	65-84
Maryland	L	70-92
Florida St.	L	54-64
NORTH CAROLINA ST.	W	66-63
Wake Forest	L	64-76
North Carolina	L	*72-74
CLEMSON	W	85-69
Florida St.	L	62-63

**Overtime*

2000-2001 schedule

Nov. 7	CALIFORNIA ALL-STARS (Exh.)
Nov. 13	USDBL ALL-STARS (Exh.)
Nov. 17	WOFFORD
Nov. 21	CHARLESTON SOUTHERN
Nov. 24	DAVIDSON
Nov. 28	at Iowa
Dec. 2	at UCLA
Dec. 6	GEORGIA
Dec. 9	vs. Kentucky
Dec. 18-19	Stanford Invitational
Dec. 18	vs. Idaho St.
Dec. 23	MORGAN ST.
Dec. 28	HARVARD
Jan. 2	NORTH CAROLINA
Jan. 6	at Maryland
Jan. 9	at Virginia
Jan. 13	WAKE FOREST
Jan. 16	at North Carolina St.
Jan. 20	DUKE
Jan. 24	at Clemson
Jan. 27	FLORIDA ST.
Feb. 3	at North Carolina
Feb. 6	MARYLAND
Feb. 11	VIRGINIA
Feb. 14	at Wake Forest
Feb. 17	NORTH CAROLINA ST.
Feb. 21	at Duke
Feb. 25	CLEMSON
Feb. 28	at Florida St.
Mar. 8-11	at ACC Tournament

OPPONENTS

1999-2000 results

RECORD: 11-17 (5-9, Big South)

LEES-McRAE	W	103-62
LaSalle	L	62-85
Centenary	W	*63-56
Campbell	W	90-66
LONGWOOD	W	83-58
ERSKINE	W	75-58
Wake Forest	L	35-79
Florida	L	60-109
Jacksonville	L	86-101
YALE	W	62-60
San Diego St.	L	63-74
Nevada-Las Vegas	L	53-72
Fresno St.	L	65-96
California-Irvine	L	69-74
CHARLESTON SOUTHERN	W	79-61
COASTAL CAROLINA	L	68-73
Winthrop	L	57-75
UNC ASHEVILLE	W	60-58
Radford	L	74-96
ELON	W	77-60
Liberty	L	63-88
Coastal Carolina	L	67-75
Charleston Southern	W	56-54
WINTHROP	L	55-60
LIBERTY	W	74-65
UNC Asheville	L	57-72
RADFORD	L	65-74
Elon	L	79-88

*Overtime

2000-2001 schedule

Nov. 17	at William & Mary
Nov. 19	WARREN WILSON
Nov. 21	at Brown
Nov. 25	GEORGIA SOUTHERN
Nov. 28	CAMPBELL
Dec. 2	BLUEFIELD
Dec. 4	RADFORD
Dec. 7	at West Virginia
Dec. 9	JACKSONVILLE
Dec. 16	at Wright St.
Dec. 18	at Eastern Kentucky
Dec. 27	at Kentucky
Dec. 30	at Virginia Tech
Jan. 3	LEES-MCRAE
Jan. 10	at UNC Wilmington
Jan. 13	WINTHROP
Jan. 17	UNC ASHEVILLE
Jan. 20	at Charleston Southern
Jan. 22	at Coastal Carolina
Jan. 27	at Elon
Jan. 31	LIBERTY
Feb. 3	at Winthrop
Feb. 7	at UNC Asheville
Feb. 10	COASTAL CAROLINA
Feb. 12	CHARLESTON SOUTHERN
Feb. 17	at Liberty
Feb. 21	at Radford
Feb. 24	ELON

HIGH POINT

December 27, 2000 • Lexington, Ky.



JERRY STEELE



MANTAS IGNATAVICIUS



ANTHONY JACKSON

GENERAL INFORMATION

Location: High Point, N.C.
Enrollment: 3,100
Colors: Purple & White
Founded: 1924
Nickname: Panthers
NCAA Division/Conference: Division I/Big South
Arena (Capacity): Millis Athletic Center (2,565)

INSTITUTE PERSONNEL

Chancellor: Dr. Jacob C. Martinson (Huntingdon '54)
Athletic Director: Dr. Woody Gibson (High Point '75)
Athletic Department Phone: (336) 841-9276
Ticket Office Phone: (336) 841-9276

MEDIA INFORMATION

SID Office Phone: (336) 841-4605
Basketball Contact: Joe Cristy
Home Phone: (336)
E-mail: hpsid@hotmail.com
Web Page: www.highpointpanthers.com
SID Fax: (336) 841-9182
Press Row Phone: (336) 841-4638
Mailing Address:
833 Montlieu Ave.
High Point, NC 27262
Overnight Address: Same

COACHING STAFF

Head Coach: Jerry Steele (Wake Forest '61)
Overall Record: 595-439 (36 years)
NCAA Appearances: 2 (Div. II)
NIT Appearances: N/A
School Record: 444-365 (28 years)
NCAA Appearances: 2 (Div. II)
NIT Appearances: N/A
Office Phone: (336) 841-9275
Best Time to Call: Contact SID
Assistant Coaches: Brett Reed (Eckerd College '95)

SERIES INFORMATION

Series Record: 0-0
Series Record in Lexington: 0-0
Series Record in High Point: 0-0
Series Record at Neutral Sites: 0-0
Current Series Streak: First Meeting
Coach Steele's Record Against UK: 0-0

2000-2001 ROSTER

NO	NAME	POS	HT	WT	CL	PPG	RPG	HOMETOWN/HS/JuCo
4	Mantas Ignatavicius	G	6-3	215	Jr.	10.6	4.9	Panevezys, Lithuania/Panevezys #10
15	Derek Van Weerdhuizen	G	6-4	210	Jr.	10.0	5.4	La Center, Wash./La Center
23	Anthony Jackson	G	6-2	185	Sr.	9.3	3.7	Gastonia, N.C./Hunter Huss
32	Teddy Hart	G	6-2	190	Jr.	0.5	0.3	Sterling, Va./Parkview
40	Jimmy Bennett	F	6-5	215	Sr.	4.1	1.9	Pilot Mountain, N.C./East Surry
44	John Stonehocker	C	6-9	210	Fr.	--	--	Metuchen, N.J./St. Peter's
45	Valdas Kaukenas	F	6-8	225	Jr.	4.0	2.1	Vilnius, Lithuania/#57 Vilnius
50	Tim Wilson	C	6-7	230	Sr.	2.7	1.5	Ayden, N.C./The Citadel
52	Fletcher Farmer	F	6-6	210	Fr.	--	--	Apex, N.C./Apex
--	Doug Alves	G	5-11	175	Jr.	21.5	--	Brockton, Mass./Massasoit C.C.
--	Craig Clark	F	6-6	205	Jr.	--	--	Wanston-Salem, N.C./Louisburg J.C.
--	Brent Halsch	F	6-5	200	Fr.	--	--	Greensboro, N.C./Greensboro Day
--	Dan Kalbaugh	G	5-11	155	Fr.	--	--	Winston-Salem, N.C./Bishop McGuiness
--	Jermaine Wallace	F-C	6-7	215	Jr.	--	--	Peoria, Ill./Lincoln College
--	Dustin Van Weerdhuizen	G	6-8	220	So.	--	--	La Center, Wash./Boise St.

PLAYERS RETURNING

3 Starters: Ignatavicius, Derek Van Weerdhuizen, Jackson
5 Lettermen: Kaukenas, Farmer, Bennett, Wilson, Hart

PLAYERS LOST

2 Starters:
Geordie Cullen (15.4) ppg
Brooks Lee (5.1 ppg)
2 Lettermen: Myron Stewart, Billy Anderson

NEWCOMERS

6 Newcomers: Stonehocker, Dustin Van Weerdhuizen, Halsch, Kalbaugh, Wallace, Clark

INDIANA

December 22, 2000 • Freedom Hall (18,865) • Louisville, Ky.



MIKE DAVIS



DANE FIFE



KIRK HASTON

GENERAL INFORMATION

Location: Bloomington, Ind.
Enrollment: 36,000
Colors: Cream & Crimson
Founded: 1820
Nickname: Hoosiers
NCAA Division/Conference: Division I/Big Ten
Arena (Capacity): Assembly Hall (17,357)

INSTITUTE PERSONNEL

President: Dr. Myles Brand (RPI '64)
Athletic Director: Clarence Doninger (Indiana '60)
Phone: (812) 855-1966
Athletic Department Phone: (812) 855-2794
Ticket Office Phone: (812) 855-4006

MEDIA INFORMATION

SID Office Phone: (812) 855-9399
Basketball Contact:
Home Phone: (812)
E-mail:
Web Page: www.athletics.indiana.edu
SID Fax: (812) 855-9401
Press Row Phone: (812) 855-2754
Mailing Address: Media Relations Office, Assembly Hall, 1001 E. 17th St., Bloomington, IN 47408

For the latest release, stats and box scores, log onto mediateamlink.com

COACHING STAFF

Interim Head Coach: Mike Davis
Overall Record: 0-0 (First year)
Appearances: 0
NIT Appearances: 0
School Record: 0-0 (First year)
NCAA Appearances: 0
NIT Appearances: 0
Office Phone: (812) 855-2238
Best Time to Call: Contact SID

Assistant Coaches:
John Trelor (Belhaven College '78)
Bruce Stewart (SUNY-Brockport)
Julius Smith (Morehouse)

SERIES INFORMATION

Series Record: UK leads 22-21
Series Record in Lexington: UK leads 7-3
Series Record in Bloomington: IU leads 9-3
Series Record at Neutral Sites: UK leads 12-9
First Meeting: Dec. 18, 1924 – IU 20, UK 18
Last Game: Dec. 4, 1999 – IU 83, UK 75
Current Series Streak: Lost 1
Coach Record Against UK:

2000-01 ROSTER

NO	NAME	POS	HT	WT	CL	PPG	RPG	HOMETOWN/HS/JuCo
2	Jared Jeffries	F	6-9	215	Fr.	23.4	10.3	Bloomington, Ind./Bloomington North
3	Tom Coverdale	G	6-2	185	So.	1.0	1.0	Noblesville, Ind./Noblesville
4	A.J. Moye	G	6-5	215	Fr.	31.0	14.0	Atlanta, Ga./Westlake
5	George Leach	C-F	6-11	220	Fr.	12.0	10.0	Charlotte, N.C./Olympic
11	Dane Fife	G	6-4	190	Jr.	4.9	3.0	Clarkston, Mich./Clarkston
20	Andre Owens	G	6-2	210	Fr.	23.9	10.0	Indianapolis, Ind./Perry Meridian
32	Kyle Hornsby	G-F	6-5	205	So.	3.4	2.1	Anacoco, La./Anacoco
33	Mike Roberts	F	6-9	190	Fr.	13.0	7.0	Eugene, Ore./New Hampton (NH) Prep
35	Kirk Haston	F-C	6-10	230	Jr.	15.3	8.3	Lobleville, Tenn./Perry Co.
43	Jarrad Odle	F	6-8	210	Jr.	2.9	2.3	Converse, Ind./Oak Hill Academy
50	Jeffrey Newton	F	6-9	215	So.	6.8	3.8	Atlanta, Ga./Mays
53	Tom Geyer	F	6-8	230	Jr.	1.2	1.0	Indianapolis, Ind./Lawrence North

PLAYERS RETURNING

2 Starters: Fife, Haston
5 Lettermen: Coverdale, Hornsby, Newton, Odle, Geyer

PLAYERS LOST

3 Starters: Michael Lewis (10.3 ppg), A.J. Guyton (19.7 ppg), Lynn Washington (6.9 ppg)

NEWCOMERS

5 Newcomers: Jeffries, Leach, Owens, Roberts, Moye

OPPONENTS

1999-2000 results

RECORD: 20-9 (10-6, 5th Big Ten)

Texas Tech	W	68-60
Temple	W	67-59
NOTRE DAME	W	*81-64
Kentucky	W	83-75
Missouri	W	73-68
Buffalo	W	106-55
INDIANA ST.	L	60-63
WYOMING	W	99-80
North Carolina	W	82-73
Canisius	W	95-53
Holy Cross	W	79-44
WISCONSIN	W	71-67
Penn St.	W	85-78
Michigan St.	L	*71-77
MINNESOTA	W	86-61
IOWA	W	74-71
Purdue	L	77-83
MICHIGAN	W	85-50
PENN ST.	W	87-77
Northwestern	W	89-67
Minnesota	L	75-77
Michigan	W	86-65
OHIO ST.	L	71-82
Illinois	L	63-87
MICHIGAN ST.	W	81-79
PURDUE	W	79-65
Wisconsin	L	53-56
Illinois	L	69-72
Pepperdine	L	57-77

*Overtime

2000-2001 schedule

Nov. 5	ATHLETES IN ACTION (Exh.)
Nov. 10	MARATHON OIL (Exh.)
Nov. 14-24	Preseason NIT
Nov. 14	PEPPERDINE
Nov. 29	at Indiana St.
Dec. 2	SOUTHERN ILLINOIS
Dec. 5	at Notre Dame
Dec. 8-9	AMERITECH INDIANA CLASSIC
Dec. 8	WESTERN MICHIGAN
Dec. 16	UNC CHARLOTTE
Dec. 18	MISSOURI
Dec. 22	vs. Kentucky
Dec. 28-29	Union Federal Hoosier Classic (Indianapolis, Ind.)
Dec. 28	vs. Northeastern
Jan. 4	at Wisconsin
Jan. 7	MICHIGAN ST.
Jan. 9	at Michigan
Jan. 17	PENN ST.
Jan. 20	at Minnesota
Jan. 23	PURDUE
Jan. 27	at Iowa
Jan. 31	at Ohio St.
Feb. 3	at Penn St.
Feb. 11	MICHIGAN
Feb. 14	NORTHWESTERN
Feb. 17	ILLINOIS
Feb. 20 or21	at Michigan St.
Feb. 24	WISCONSIN
Feb. 28	MINNESOTA
Mar. 3 or 4	at Purdue
Mar. 8-11	at Big Ten Tournament

OPPONENTS

1999-2000 results

RECORD: 17-11 (12-6, 4th TAAC)

Ole Miss	L	59-74
MISSISSIPPI VALLEY ST.	W	71-63
FLORIDA A&M	W	66-58
GEORGIA SOUTHERN	L	84-87
Stetson	W	57-52
GEORGIA ST.	W	81-79
Tennessee St.	W	77-65
East Carolina	W	69-53
MOREHEAD ST.	L	59-66
CLAYTON ST.	W	72-63
Jacksonville	W	82-73
FLORIDA ATLANTIC	W	68-46
CENTRAL FLORIDA	W	*90-83
Mercer	W	69-65
Troy St.	L	70-74
MISSISSIPPI ST.	L	61-73
SAMFORD	W	*69-65
CAMPBELL	L	51-54
Samford	L	53-68
Georgia St.	L	77-91
Campbell	W	80-60
JACKSONVILLE	W	74-68
STETSON	W	71-65
Central Florida	L	64-68
Florida Atlantic	W	71-61
TROY ST.	L	69-74
MERCER	W	*80-79
Central Florida	L	55-74

*Overtime

2000-2001 schedule

Nov. 2	TEAM GEORGIA (Exh.)
Nov. 9	BASKETBALL TRAVELERS (Exh.)
Nov. 17	at Alabama A&M
Nov. 19	at Auburn
Nov. 21	vs. Kentucky
Dec. 2	JACKSONVILLE
Dec. 4	at Campbell
Dec. 16	TENNESSEE ST.
Dec. 20-21	at College of Charleston Tournament
Dec. 29-30	at Dr. Pepper Classic (Chattanooga, Tenn.)
Jan. 3	STETSON
Jan. 6	at Central Florida
Jan. 8	at Florida Atlantic
Jan. 11	TROY ST.
Jan. 13	MERCER
Jan. 16	BIRMINGHAM-SOUTHERN
Jan. 20	at Samford
Jan. 23	at Georgia St.
Jan. 27	SAMFORD
Feb. 1	CAMPBELL
Feb. 3	GEORGIA ST.
Feb. 8	at Stetson
Feb. 10	at Jacksonville
Feb. 15	FLORIDA ATLANTIC
Feb. 17	CENTRAL FLORIDA
Feb. 22	at Mercer
Feb. 24	at Troy St.

JACKSONVILLE STATE

November 21, 2000 • Cincinnati, Ohio • Firstar Center (16,000)



MIKE LAPLANTE | BRANT HARRIMAN | JOHNNY KILPATRICK

GENERAL INFORMATION

Location: Jacksonville, Ala.
Enrollment: 8,200
Colors: Red & White
Founded: 1882
Nickname: Gamecocks
NCAA Division/Conference: Division I/Trans America Athletic
Arena (Capacity): Pete Mathews Coliseum (5,500)

INSTITUTE PERSONNEL

President: Dr. Bill Meehan
Athletic Director: Tom Seitz
Phone: (256) 782-5365
Athletic Department Phone: (256) 782-5365
Ticket Office Phone: (256) 782-TIXX

MEDIA INFORMATION

SID Office Phone: (256) 782-5279
Basketball Contact: Greg Seitz
Home Phone: (256) 435-2583
E-mail: gseitz@jsucc.jsu.edu
Web Page: www.jsu.edu
SID Fax: (256) 782-5958
Press Row Phone: (256) 782-5528
Mailing Address: 700 Pelham Road North, Jacksonville, AL 36265

COACHING STAFF

Head Coach: Mike LaPlante (Maine '89)
Overall Record: 1st year
NCAA Appearances: 0
NIT Appearances: 0
School Record: 1st year
NCAA Appearances: 0
NIT Appearances: 0
Office Phone: (256) 782-5535
Best Time to Call: Mornings
Assistant Coaches: Michael White (Ole Miss '99), Brandon Johnson (Georgia St. '97), Jeff Maher (Penn St. '85)

SERIES INFORMATION

Series Record: 0-0
Series Record in Lexington: 0-0
Series Record in Jacksonville: 0-0
Series Record at Neutral Sites: 0-0
Current Series Streak: First Meeting
Coach LaPlante's Record Against UK: 0-0

2000-01 ROSTER

NO	NAME	POS	HT	WT	CL	PPG	RPG	HOMETOWN/HS/JuCo
0	Emerson Brown	G	6-3	185	Fr.	--	--	Lithonia, Ga.
1	Johnny Kilpatrick	G	6-3	180	So.	7.8	3.8	Siloam, Ga.
2	Tim Lindsey	G	5-10	150	Sr.	1.4	1.3	Lineville, Ala.
3	Earl Bullock	G	6-1	171	Fr.	--	--	Lineville, Tenn.
5	Jerrod Porter	F	6-7	215	Jr.	--	--	Fayetteville, Ark.
14	Neal Barker	G	5-10	167	So.	--	--	Alexandria, Ala.
20	Joshua Perry	F	6-4	205	Fr.	--	--	Orlando, Fla.
21	Mike McDaniel	G-F	6-4	200	Sr.	12.9	7.9	Atlanta, Ga.
22	Scott Watson	G	6-0	172	Fr.	--	--	Gilbert, Ariz.
23	Jason Taylor	G	6-1	180	Sr.	1.2	0.2	Jamestown, Tenn.
30	Jarrod Greer	F	6-6	210	So.	4.3	2.3	Dacula, Ga.
32	Ben Moates	C	6-9	190	So.	--	--	Skipperville, Ala.
33	Ryan Chambless	G-F	6-3	190	Jr.	0.2	0.1	Alexandria, Ala.
44	Josh Bryant	F	6-8	220	So.	4.9	2.0	Hatton, Ala.
45	Chris Bruce	C	6-9	212	Fr.	--	--	Morristown, Tenn.
55	Brant Harriman	C	6-10	260	Sr.	11.6	9.3	Mason City, Iowa

PLAYERS RETURNING

3 Starters: McDaniel, Harriman Kilpatrick
5 Lettermen: Bryant, Greer, Lindsey, Chambless, Taylor

PLAYERS LOST

2 Starters: Rushard Willie (10.8 ppg) Marlon Gurley (12.8)
5 Lettermen: Devin Bensley, Wes Fowler, Shawn Philpotts, Jeff Bellamy, Jeremy Wilson

NEWCOMERS

8 Newcomers: Brown, Bruce, Watson, Perry, Bullock, Barker, Moates, Porter

KANSAS

Nov. 10, 2000 • Coaches vs. Cancer • Madison Square Garden (19,876) • New York, N.Y.



ROY WILLIAMS



KENNY GREGORY



NICK COLLISON

GENERAL INFORMATION

Location: Lawrence, Kan.
Enrollment: 27,407
Colors: Crimson and Blue
Founded: 1866
Nickname: Jayhawks
NCAA Division/Conference: Division I/Big 12
Arena (Capacity): Allen Fieldhouse (16,300)

INSTITUTE PERSONNEL

Chancellor: Dr. Robert Hemenway (Nebraska-Omaha '59)
Athletics Director: Dr. Bob Frederick (Kansas '62)
Athletic Department Phone:
Ticket Office Phone: (785) 864-3141/(800) 34-HAWKS

MEDIA INFORMATION

SID Office Phone: (785) 864-3417
Basketball SID Contact: Mitch Germann
Home Phone: (785) 550-3140
E-mail: germsy@ukans.edu
Web Page: www.kuathletics.com
SID Fax: (785) 864-7944
Press Row Phone: (785) 864-3417
Mailing Address: 104 Allen Fieldhouse, Lawrence, KS 66045

For the latest release, stats and box scores, log onto mediateamlink.com

COACHING STAFF

Head Coach: Roy Williams (North Carolina '72)
Overall Record: 329-82 (.800/12 years)
NCAA Appearances: 11
NIT Appearances: 0
School Record: 329-82 (.800/12 years)
NCAA Appearances: 11
NIT Appearances: 0
Office Phone: (785) 864-3056
Best Time to Call: Contact SID
Assistant Coaches: Neil Dougherty (Cameron '84), Joe Holladay (Oklahoma '69), Ben Miller (Luther '91)

SERIES INFORMATION

Series Record: UK leads 19-3
Series Record in Lexington: UK leads 7-0
Series Record in Lawrence: UK leads 7-3
Series Record at Neutral Sites: UK leads 5-0
First Meeting: Dec. 16, 1950 – UK 68, KU 39
Last Meeting: Mar. 14, 1999 – UK 92, KU 88 OT
Current Series Streak: Won 3
Coach Williams' Record vs. UK: 1-3

2000-01 ROSTER

NO	NAME	POS	HT	WT	CL	PPG	RPG	HOMETOWN/HS/JuCo
0	Drew Gooden	F	6-9	221	So.	10.6	7.5	Richmond, Calif./El Cerrito
1	Mario Kinsey	G	6-2	175	Fr.	16.3	3.3	Waco, Texas/La Vega
4	Nick Collison	F	6-9	240	So.	10.5	6.9	Iowa Falls, Iowa/Iowa Falls
10	Kirk Hinrich	G	6-3	180	So.	5.5	2.4	Sioux City, Iowa/Sioux City West
12	John Crider	G	6-4	180	Jr.	0.1	0.2	Horton, Kan./Horton
13	Jeff Boschee	G	6-1	185	Jr.	10.0	1.7	Valley City, N.D./Valley City
15	Bryant Nash	F	6-6	190	Fr.	15.0	10.0	Carrollton, Texas/Turner
20	Kenny Gregory	G-F	6-5	205	Sr.	12.8	4.4	Columbus, Ohio/Independence
22	Jeff Carey	F-C	6-10	247	Jr	1.0	1.4	Camdenton, Mo./Camdenton
33	Luke Axtell	G-F	6-10	220	Sr.	8.7	2.8	Austin, Texas/Texas
34	Chris Zerbe	F	6-5	230	Jr.	13.0	6.0	Andover, Kan./Hutchinson JC
44	Eric Chenowith	C	7-1	260	Sr.	8.6	5.6	Orange, Calif./Villa Park

PLAYERS RETURNING

5 Starters: Collison, Boschee, Gregory, Chenowith, Hinrich
4 Lettermen: Gooden, Crider, Carey, Axtell

PLAYERS LOST

1 Starter Lost: Nick Bradford (7.6 ppg)
4 Lettermen: Lester Earl, Terry Nooner, Marion London, Ashante Johnson

NEWCOMERS

3 Newcomers: Kinsey, Nash, Zerbe

OPPONENTS

1999-2000 results

RECORD: 24-10 (11-5, 5th Big 12)

FAIRFIELD	W	97-71
Georgia	W	88-78
Xavier	W	111-70
Georgia Tech	W	84-70
PEPPERDINE	W	76-61
Middle Tennessee	W	97-77
Michigan St.	L	54-66
PITTSBURG ST.	W	96-71
OHIO ST.	W	80-67
Illinois	L	70-84
PRINCETON	W	82-67
Saint Louis	W	71-60
PENNSYLVANIA	W	105-59
Colorado	W	84-69
KANSAS ST.	W	87-79
NEBRASKA	W	97-82
Texas A&M	W	78-57
Missouri	L	59-81
COLORADO	W	89-74
Iowa St.	L	66-74
Iowa	L	69-77
TEXAS TECH	W	87-62
Oklahoma St.	L	53-86
Kansas St.	W	94-65
IOWA ST.	L	62-64
OKLAHOMA	W	53-50
Nebraska	W	83-58
BAYLOR	W	80-70
Texas	L	54-68
MISSOURI	W	83-82
Kansas St.	W	84-60
Oklahoma St.	L	58-77
DePaul	W	*81-77
Duke	L	64-69

*Overtime

2000-2001 schedule

Nov. 1	EA SPORTS/CALIFORNIA ALL-STARS (Exh.)
Nov. 4	EMPORIA ST. (Exh.)
Nov. 9-10	Coaches vs. Cancer Classic (N.Y.)
Nov. 9	vs. UCLA
Nov. 17	NORTH DAKOTA
Nov. 20	BOISE ST.
Nov. 25	WASHBURN
Nov. 27	MIDDLE TENNESSEE ST.
Nov. 30	ILLINOIS ST.
Dec. 7	at Wake Forest
Dec. 12	at DePaul
Dec. 16	TULSA
Dec. 23	at Ohio St.
Dec. 30	Sprint Shootout (Kansas City) vs. Southwest Missouri St.
Jan. 6	at Texas Tech
Jan. 13	at Oklahoma
Jan. 17	NEBRASKA
Jan. 20	TEXAS
Jan. 22	at Colorado
Jan. 27	KANSAS ST.
Jan. 29	at Missouri
Feb. 3	TEXAS
Feb. 5	IOWA ST.
Feb. 10	OKLAHOMA ST.
Feb. 12	at Baylor
Feb. 17	at Iowa St.
Feb. 21	COLORADO
Feb. 25	at Nebraska
Feb. 28	at Kansas St.
Mar. 4	MISSOURI
Mar. 8-11	at Big 12 Conference Tournament

OPPONENTS

1999-2000 results

RECORD: 28-6 (12-4, t-1st SEC)

GRAMBLING ST.	W	112-37
SOUTHEASTERN LOUISIANA	W	75-36
Oakland	W	87-80
Wyoming	W	103-86
Fresno St.	W	95-85
ALCORN ST.	W	71-64
TENNESSEE-MARTIN	W	73-45
SAM HOUSTON ST.	W	85-67
Centenary	W	80-52
NICHOLLS ST.	W	91-74
HOWARD	W	81-55
Oklahoma St.	W	63-53
ALABAMA	W	78-66
TENNESSEE	L	59-64
Florida	L	57-82
Vanderbilt	L	62-65
GEORGIA	W	61-57
ARKANSAS	W	96-75
ARIZONA	W	86-60
Mississippi St.	L	66-68
Alabama	W	93-60
AUBURN	W	83-68
KENTUCKY	W	70-57
Ole Miss	W	97-53
Arkansas	W	78-67
South Carolina	W	64-59
MISSISSIPPI ST.	W	71-66
Auburn	W	55-53
OLE MISS	W	64-60
Vanderbilt	W	71-60
Arkansas	L	67-69
Southeast Missouri St.	W	64-61
Texas	W	72-67
Wisconsin	L	48-61

**Overtime*

2000-2001 schedule

Nov. 6	GLOBAL SPORTS (Exh.)
Nov. 13	SPORTS TOURS (Exh.)
Nov. 20	LOUISIANA MONROE
Nov. 25	NORFOLK ST.
Nov. 28	at Houston
Dec. 9	TEXAS SOUTHERN
Dec. 13	MCNEESE ST.
Dec. 16	NEW ORLEANS
Dec. 20	at Arizona
Dec. 22	NICHOLLS ST.
Dec. 28	vs. Oregon St.
Jan. 3	WYOMING
Jan. 6	ALABAMA
Jan. 10	VANDERBILT
Jan. 13	at Auburn
Jan. 17	CENTENARY
Jan. 21	at Georgia
Jan. 24	at Mississippi St.
Jan. 27	ARKANSAS
Jan. 31	SOUTH CAROLINA
Feb. 3	at Alabama
Feb. 7	at Ole Miss
Feb. 10	AUBURN
Feb. 13	FLORIDA
Feb. 17	at Arkansas
Feb. 21	at Kentucky
Feb. 24	MISSISSIPPI ST.
Feb. 28	OLE MISS
Mar. 3	at Tennessee
Mar. 8-11	at SEC Tournament

LOUISIANA STATE

February 21, 2001 • Lexington, Ky.



JOHN BRADY



BRIAN BESHARA



LAMONT ROLAND

GENERAL INFORMATION

Location: Baton Rouge, La.
Enrollment: 29,881
Colors: Purple & Gold
Founded: 1860
Nickname: Fighting Tigers
NCAA Division/Conference: Division I/Southestern
Arena (Capacity): Pete Maravich Assembly Center (14,164)

INSTITUTE PERSONNEL

Chancellor: Dr. Mark A. Emmert (Washington '75)
Athletic Director: Joe Dean (LSU '55)
Phone: (225) 388-3600
Athletic Department Phone: (225) 334-4LSU
Ticket Office Phone: (225) 388-2184

MEDIA INFORMATION

SID Office Phone: (225) 388-8226
Basketball Contact: Kent Lowe
Home Phone: (225) 761-1734
E-mail: clowe@lsu.edu
Web Page: www.lsusports.net
SID Fax: (225) 388-1861
Press Row Phone: (225) 388-8226
Mailing Address: P.O. Box 25095, Baton Rouge, La. 70894
Overnight Address: Athletic Administration Building, N. Stadium Drive at Nicholson Dr., Baton Rouge, LA 70894

For the latest release, stats and box scores, log onto mediateamlink.com

COACHING STAFF

Head Coach: John Brady (Belhaven '76)
Overall Record: 138-116 (.543, 9 years)
NCAA Appearances: 1
NIT Appearances: 0
School Record: 49-39 (.557, 3 years)
NCAA Appearances: 1
NIT Appearances: 0
Office Phone: (225) 388-8217
Best Time to Call: Weekday mornings
Assistant Coaches: Kermit Davis, Jr. (Mississippi St. '82), Butch Pierre (Mississippi St. '84), Donnie Tyndall (Morehead St. '93)

SERIES INFORMATION

Series Record: UK leads 70-21
Series Record in Lexington: UK leads 34-4
Series Record in Baton Rouge: UK leads 24-15
Series Record at Neutral Sites: UK leads 12-2
First Meeting: Feb. 27, 1933 – UK 51, LSU 38
Last Game: Feb. 13, 2000 – LSU 70, UK 57
Current Series Streak: Lost 1
Coach Brady's Record Against UK: 1-2

2000-01 ROSTER

NO	NAME	POS	HT	WT	CL	PPG	RPG	HOMETOWN/HS/JuCo
00	Brian Green	G-F	6-4	190	So.	0.4	0.4	Baton Rouge, La./The Dunham School
2	Brian Beshara	F	6-8	220	Sr.	11.0	5.1	Dallas, Texas/Rice University
3	Torris Bright	G	6-4	200	So.	10.0	3.7	Slidell, La./Slidell
5	Jamal Harrison	F	6-6	260	So.	--	--	Newark, N.J./L.A. City College
10	Charles Thompson	G	6-1	180	Fr.	--	--	Lake Charles, La./Saint Louis
11	Brandon Landry	G	6-0	175	Jr.	0.8	0.1	Baton Rouge, La./Catholic
12	Ronald Dupree	G-F	6-6	205	So.	4.9	3.3	Biloxi, Miss./Biloxi
21	Jermaine Williams	F	6-6	180	Jr.	4.7	2.4	Baton Rouge, La./Parkview Baptist
41	Collis Temple III	G	6-6	205	So.	4.0	1.6	Baton Rouge, La./University
43	Lamont Roland	G	6-4	205	Sr.	10.9	4.6	New Albany, Ind./Barton Co. (KS) CC
45	Jack Warner	G	6-4	205	Sr.	0.9	0.2	Plymouth, Minn./Wayzata
51	Jason Wilson	F	6-7	250	Jr.	--	--	DeQuincy, La./Trinity Valley
54	Brad Bridgewater	F	6-8	250	Jr.	1.7	1.2	New Roads, La./Pointe Coupee

PLAYERS RETURNING

3 Starters: Beshara, Bright, Roland
7 Lettermen: Dupree, Williams, Temple, Bridgewater, Green, Landry, Warner

PLAYERS LOST

2 Starters Lost: Stromile Swift (16.2 ppg), Jabari Smith (12.5 ppg)
No Lettermen

NEWCOMERS

3 Newcomers: Harrison, Thompson, Wilson

LOUISVILLE

January 2, 2001 • Louisville, Ky.



DENNY CRUM



REECE GAINES



MARQUES MAYBIN

GENERAL INFORMATION

Location: Louisville, Ky.
Enrollment: 22,000
Colors: Red & Black
Founded: 1798
Nickname: Cardinals
NCAA Division/Conference: Division I/Conference USA
Arena (Capacity): Freedom Hall (18,865)

INSTITUTE PERSONNEL

President: Dr. John Shumaker (Pittsburgh '64)
Athletic Director: Tom Jurich (Northern Arizona '78)
Athletic Department Phone: (502) 852-5732
Ticket Office Phone: (502) 852-5151

MEDIA INFORMATION

SID Office Phone: (502) 852-6581
SID: Kenny Klein
Home Phone: (502) 636-3555
E-mail: kenny.klein@louisville.edu
Web Page: www.UofLSports.com
SID Fax: (502) 852-7401
Press Row Phone: (502) 852-5567
Mailing Address: U of L Sports Information, Louisville, KY 40292
Overnight Address: 2100 S. Floyd St., SAC E203, Louisville, KY 40208

For the latest release, stats and box scores, log onto mediateamlink.com

COACHING STAFF

Head Coach: Denny Crum (UCLA '58)
Overall Record: 663-276 (.706, 29 years)
NCAA Appearances: 23
NIT Appearances: 3
School Record: 663-276 (.706, 29 years)
NCAA Appearances: 23
NIT Appearances: 3
Office Phone: (502) 852-6651
Best Time to Call: Weekday mornings
Assistant Coaches: Scottie Davenport (Louisville '78), Vince Taylor (Duke '82), Pat Rafferty (Eastern Montana '82)

SERIES INFORMATION

Series Record: UK leads 21-10
Series Record in Lexington: UK leads 12-3
Series Record in Louisville: UK leads 7-5
Series Record at Neutral Sites: Tied at 2-2
First Meeting: Feb. 15, 1913 – UK 34, UL 10
Last Game: Dec. 18, 1999 – UK 76, UL 46
Current Series Streak: Won 1
Coach Crum's Record Against UK: 7-12

2000-01 ROSTER

NO	NAME	POS	HT	WT	CL	PPG	RPG	HOMETOWN/HS/JuCo
00	Rashad Brooks	G	6-1	205	Sr.	2.7	1.0	Mardella Springs, Md./Cecil CC
1	Mac Wilkinson	F	6-8	235	Fr.	13.9	5.9	Louisville, Ky./Ballard
2	Ellis Myles	F	6-8	240	Fr.	24.0	14.2	Compton, Calif./Centennial
4	Hajj Turner	F	6-8	220	Jr.	1.0	0.6	Charlottesvile, Va./Charlottesville
5	Marques Maybin	G	6-3	185	Sr.	14.7	2.7	Clarksville, Tenn./Northwest
15	Simeon Naydenov	F	6-7	200	Fr.	12.2	7.3	Sofia, Bulgaria/Berkshire School
21	Daouda Cisse	F	6-8	215	Fr.	17.0	11.5	Bamako, Mali/St. Jude
22	Reece Gaines	G	6-6	185	So.	9.1	3.3	Madison, Wisc./Madison West
24	Luke Whitehead	F	6-7	215	Fr.	24.0	9.3	San Francisco, Calif./Oak Hill Academy
32	Muhamed Lasege	C	6-11	225	Fr.	--	--	Lagos, Nigeria/Jibril Martin
55	Joseph N'Sima	F-C	6-8	215	Jr.	8.9	12.1	Paris, France/Riverside CC

PLAYERS RETURNING

2 Starters: Maybin, Gaines
2 Lettermen: Brooks, Turner

PLAYERS LOST

3 Starters Lost: Tony Williams (13.6 ppg), Nate Johnson (13.9 ppg), Don Edward (5.5 ppg)
2 Lettermen: Tobiah Hopper, Kevin Smiley

NEWCOMERS

7 Newcomers: Cisse, Lasege, Myles, Naydenov, N'Sima, Whitehead, Wilkinson

OPPONENTS

1999-2000 results

RECORD: 19-12 (10-6, 2nd C-USA American)

Virginia Commonwealth	L	74-79
Xavier	L	79-81
Georgia	W	85-62
Alaska-Anchorage	W	108-76
LOUISIANA TECH	W	79-67
ALABAMA	W	87-72
CENTRAL FLORIDA	W	78-58
Kentucky	L	46-76
TENNESSEE ST.	W	115-76
NORTH CAROLINA	W	97-80
TULANE	W	81-70
UTAH	W	75-55
SOUTHERN MISS	W	69-67
Alabama-Birmingham	L	50-56
Marquette	L	*64-66
DEPAUL	W	72-59
UNC CHARLOTTE	L	59-69
CINCINNATI	L	65-75
Saint Louis	L	48-52
Georgetown	L	59-61
Memphis	W	74-59
SYRACUSE	W	82-69
MARQUETTE	W	76-64
UNC Charlotte	W	67-51
DePaul	W	71-54
SAINT LOUIS	W	68-56
Cincinnati	L	59-68
SOUTH FLORIDA	W	76-66
Houston	W	88-74
UNC Charlotte	L	52-57
Gonzaga	L	66-77

*Overtime

2000-2001 schedule

Nov. 1	CALIFORNIA ALL-STARS (Exh.)
Nov. 17	at Hawaii
Nov. 20-22	at Maui Invitatonal (Maui, Hawaii)
Nov. 30	at Alabama
Dec. 2	GLOBAL SPORTS (Exh.)
Dec. 5	GEORGETOWN
Dec. 9	WESTERN KENTUCKY
Dec. 16	at South Alabama
Dec. 18	LOYOLA-CHICAGO
Dec. 21	MURRAY ST.
Dec. 23	DAYTON
Dec. 30	OREGON
Jan. 2	KENTUCKY
Jan. 6	at Saint Louis
Jan. 10	at Tulane
Jan. 13	CINCINNATI
Jan. 17	HOUSTON
Jan. 21	at Southern Mississippi
Jan. 24	at Cincinnati
Jan. 27	DEPAUL
Jan. 31	at South Florida
Feb. 3	SAINT LOUIS
Feb. 8	MARQUETTE
Feb. 11	UNC CHARLOTTE
Feb. 14	at DePaul
Feb. 17	at Utah
Feb. 21	at UNC Charlotte
Feb. 24	at Marquette
Feb. 27	ALABAMA-BIRMINGHAM
Mar. 3	MEMPHIS
Mar. 7-10	C - USA TOURNAMENT

OPPONENTS

1999-2000 results

RECORD: 32-7 (13-3/T-1st)

TOLEDO	W	78-33
Providence	W	82-58
South Carolina	W	59-56
Texas	L	74-81
North Carolina	W	86-76
HOWARD	W	75-45
EASTERN MICHIGAN	W	74-57
Kansas	W	66-54
Arizona	L	68-79
OAKLAND	W	86-51
Kentucky	L	58-60
MISSISSIPPI VALLEY ST.	W	96-63
Wright St.	L	49-53
PENN ST.	W	76-63
Iowa	W	75-53
INDIANA	W	*77-71
Ohio St.	L	67-78
NORTHWESTERN	W	69-45
Northwestern	W	59-29
ILLINOIS	W	91-66
Michigan	W	82-62
CONNECTICUT	W	85-66
Purdue	L	67-70
Wisconsin	W	61-44
Penn St.	W	79-63
Indiana	L	*79-81
MINNESOTA	W	79-43
MICHIGAN	W	114-63
Iowa	W	75-65
Wisconsin	W	55-46
Illinois	W	76-61
Valparaiso	W	65-38
Utah	W	73-61
Syracuse	W	75-58
Iowa St.	W	75-64
Wisconsin	W	53-41
Florida	W	89-76

*Overtime

2000-2001 schedule

Nov. 7	NORTHERN MICHIGAN (Exh.)
Nov. 13	HARLEM GLOBEBROTTERS (Exh.)
Nov. 19	OAKLAND
Nov. 24-25	SPARTAN COCA-COLA CLASSIC
Nov. 24	CORNELL
Nov. 29	NORTH CAROLINA
Dec. 2	ILLINOIS-CHICAGO
Dec. 6	FLORIDA
Dec. 9	at Loyola
Dec. 16	KENTUCKY
Dec. 19	vs. Seton Hall
Dec. 27	vs. Bowling Green
Dec. 30	WRIGHT ST.
Jan. 3	PENN ST.
Jan. 7	at Indiana
Jan. 10	NORTHWESTERN
Jan. 13	WISCONSIN
Jan. 21	OHIO ST.
Jan. 24	at Northwestern
Jan. 27	at Ohio St.
Jan. 30	at Michigan
Feb. 4	PURDUE
Feb. 6	at Illinois
Feb. 10	at Minnesota
Feb. 18	IOWA
Feb. 21	INDIANA
Feb. 24	at Penn St.
Feb. 27	at Wisconsin
Mar. 3	MICHIGAN
Mar. 8-11	at Big Ten Tournament

MICHIGAN STATE

December 16, 2000 • East Lansing, Mich.



TOM IZZO



CHARLIE BELL



ANDRE HUTSON

GENERAL INFORMATION

Location: East Lansing, Mich.
Enrollment: 43,189
Colors: Green & White
Founded: 1855
Nickname: Spartans
NCAA Division/Conference: Division I/Big Ten
Arena (Capacity): Breslin Center (14,659)

INSTITUTE PERSONNEL

President: Peter McPherson
Athletic Director: Clarence Underwood (Michigan State '61)
Athletic Department Phone: (517) 355-1626
Ticket Office Phone: (800) GO-STATE

MEDIA INFORMATION

SID Office Phone: (517) 355-2271
Basketball SID Contact: Matt Larson
Home Phone: (517) 349-4607
E-mail: larsonm9@msu.edu
Web Page: www.msuspartans.com
SID Fax: (517) 353-9636
Press Row Phone: (517) 353-1626
Mailing Address: 401 Olds Hall, East Lansing, MI 48824

For the latest release, stats and box scores, log onto mediateamlink.com

COACHING STAFF

Head Coach: Tom Izzo (N. Michigan '77)
Overall Record: 120-48 (.714, 5 years)
NCAA Appearances: 3
NIT Appearances: 2
School Record: 120-48 (.714, 5 years)
NCAA Appearances: 3
NIT Appearances: 2
Office Phone: (517) 355-1643
Best Time to Call: Contact SID
Assistant Coaches: Brian Gregory (Oakland '90), Stan Heath (Eastern Michigan '88), Mike Garland (Northern Michigan '77)

SERIES INFORMATION

Series Record: UK leads 11-7
Series Record in Lexington: UK leads 8-1
Series Record in East Lansing: MSU leads 4-2
Series Record at Neutral Sites: MSU leads 2-1
First Meeting: Dec. 13, 1935 – UK 26, MSU 32
Last Game: Dec. 23, 1999 – UK 60, MSU 58
Current Series Streak: Won 1
Coach Izzo's Record Against UK: 1-1

2000-01 ROSTER

NO	NAME	POS	HT	WT	CL	PPG	RPG	HOMETOWN/HS/JuCo
1	Marcus Taylor	G	6-3	190	Fr.	26.0	6.5	Lansing, Mich./Waverly
3	Adam Wolfe	F	6-9	215	Fr.	23.0	10.1	Westerville, Ohio/South
10	Brandon Smith	G	5-11	180	Sr.	0.4	0.2	Rochester, N.Y./Pittsford Sutherland
11	David Thomas	G-F	6-7	205	Sr.	2.4	2.4	Brampton, Ontario/Notre Dame
14	Charlie Bell	G	6-3	200	Sr.	11.5	4.9	Flint, Mich./Southwestern Acad.
15	Mat Ishbia	G	5-10	155	So.	0.5	0.2	Bloomfield, Mich./Seaholm
20	Mike Chappell	G/F	6-9	215	Sr.	5.9	2.2	Southfield/Duke
23	Jason Richardson	G-F	6-6	220	So.	5.1	4.1	Saginaw, Mich./Arthur Hill
25	Aloysius Anagonye	F	6-8	250	So.	2.9	3.0	Southfield, Mich./Detroit DePorres
30	Tim Bograkos	G	6-2	180	Fr.	13.0	6.0	Flint, Mich./Central
34	Andre Hutson	F	6-8	240	Sr.	10.2	6.2	Trotwood, Ohio/Trotwood-Madison
44	Jason Andreas	C	6-10	240	Fr.	14.0	7.5	Sugar Creek, Ohio/Garaway
50	Zach Randolph	C	6-9	270	Fr.	23.7	14.8	Marion, Ind./Marion
55	Adam Ballinger	F	6-9	245	So.	2.0	1.7	Bluffton, Ind./Bluffton

PLAYERS RETURNING

2 **Starters:** Bell, Hutson
7 **Lettermen:** Smith, Thomas, Ishbia, Chappell, Richardson, Anagonye, Ballinger

PLAYERS LOST

3 **Starters:** Mateen Cleaves (12.1 ppg), Morris Peterson (16.8 ppg), A.J. Granger (9.5 ppg)
1 **Letterman:** Steve Cherry

NEWCOMERS

4 **Newcomers:** Randolph, Taylor, Andreas, Wolf

OLE MISS

January 20, 2001 • Oxford, Miss.



ROD BARNES



JASON FLANIGAN



RAHIM LOCKHART

GENERAL INFORMATION

Location: Oxford, Miss.
Enrollment: 13,526
Colors: Cardinal Red & Navy Blue
Founded: 1848
Nickname: Rebels
NCAA Division/Conference: Division I/Southestern
Arena (Capacity): C.M. "Tad" Smith Coliseum (8,135)

INSTITUTE PERSONNEL

Chancellor: Dr. Robert C. Khayat (Ole Miss '61)
Athletic Director: John Shafer (Auburn '69)
Athletic Department Phone: (662) 915-7241
Ticket Office Phone: (662) 915-7167

MEDIA INFORMATION

SID Office Phone: (662) 915-7522
Basketball Contact: Lamar Chance
Home Phone: (662) 234-9640
E-mail: lchance@olemiss.edu
Web Page: www.olemisssports.com
SID Fax: (662) 915-7006
Press Row Phone: (662) 236-1931
Mailing Address: P.O. Box 217, University, MS 38677
Overnight Address: U.M. Athletics West, Fraternity Row, University, MS 38677

For the latest release, stats and box scores, log onto mediateamlink.com

COACHING STAFF

Head Coach: Rod Barnes (Ole Miss '88)
Overall Record: 39-27 (.591, 2 years)
NCAA Appearances: 1
NIT Appearances: 1
School Record: 39-27(.591, 2 years)
NCAA Appearances: 1
NIT Appearances: 1
Office Phone: (662) 915-7534
Best Time to Call: Contact SID
Assistant Coaches: Marc Dukes (Mississippi College '73), Eric Bozeman (Arkansas Tech '81), Wayne Brent (NE Louisiana '89)

SERIES INFORMATION

Series Record: UK leads series 86-10
Series Record in Lexington: UK leads 44-2
Series Record in Oxford: UK leads 22-7
Series Record at Neutral Sites: UK leads 20-1
First Meeting: Jan. 9, 1925 – UK 26, UM 23
Last Game: Jan. 19, 2000 – UK 74, UM 69
Current Series Record: Won 3
Coach Barnes' Record Against UK: 0-3

2000-01 ROSTER

NO	NAME	POS	HT	WT	CL	PPG	RPG	HOMETOWN/HS/JuCo
5	Aaron Harper	G	6-5	180	Fr.	20.8	6.7	Jackson, Miss./Provine
11	Jason Harrison	G	5-5	150	Jr.	9.4	2.8	Little Rock, Ark./Parkview
15	David Sanders	G	6-3	170	So.	15.4	5.1	Jackson, Miss./Tallahassee (FL) CC
20	Jason Holmes	G	6-5	205	Sr.	3.3	1.6	Tylertown, Miss./Southwest (MS) CC
22	Jason Flanigan	G	6-1	175	Sr.	8.4	2.9	Little Rock, Ark./Parkview
23	Justin Reed	F	6-8	225	Fr.	27.4	14.2	Jackson, Miss./Provine
24	Syniker Taylor	G	6-0	195	So.	2.2	2.3	Gulfport, Miss./Gulfport
30	Josh Hayes	F	6-7	190	Fr.	5.0	2.0	Little Rock, Ark./Parkview
31	John Gunn	F-C	6-10	245	So.	3.1	1.8	Oxford, Miss./Oxford
32	Emmanuel Wade	G	6-3	185	So.	4.9	1.7	Marianna, Ark./Lee
40	Derrick Allen	F	6-7	215	Jr.	19.1	9.7	Gadsden, Ala./Southern Union St. (AL) CC
44	Rahim Lockhart	F	6-8	250	Sr.	12.2	8.4	Mendenhall, Miss./Piney Woods
45	Richard Kirklin	F	6-9	205	So.	1.9	1.7	Pine Bluff, Ark./Watson Chapel
54	John Engstrom	C	7-0	245	Jr.	1.0	0.9	Paragould, Ark./Ridgecrest

PLAYERS RETURNING

3 Starters: Harrison, Flanigan, Lockhart
6 Lettermen: Holmes, Taylor, Gunn, Wade, Kirklin, Engstrom

PLAYERS LOST

2 Starters Lost: Marcus Hicks (14.3 ppg), Lataryl Williams (9.0 ppg)
2 Lettermen: Ray Waddell, Darrian Brown

NEWCOMERS

5 Newcomers: Harper, Sanders, Reed, Allen, Hayes

OPPONENTS

1999-2000 results

RECORD: 19-14 (5-11, T-5th SEC West)

JACKSONVILLE ST.	W	74-59
MCNEESE ST.	W	86-59
Furman	W	75-61
Oregon St.	W	77-58
Wisconsin-Green Bay	W	57-53
Alabama St.	W	77-65
Oklahoma	L	73-81
VIRGINIA COMMONWEALTH	W	75-62
MEMPHIS	W	74-64
SOUTHEASTERN LOUISIANA	W	77-46
LOUISIANA-MONROE	W	76-60
PRAIRIE VIEW A&M	W	98-74
BIRMINGHAM-SOUTHERN	W	89-48
Arkansas	L	64-71
FLORIDA	L	71-75
MISSISSIPPI ST.	L	59-61
Tennessee	L	60-98
Kentucky	L	69-74
AUBURN	W	*79-77
Alabama	L	67-96
ARKANSAS	W	87-82
SOUTH CAROLINA	W	83-75
Georgia	L	65-71
LSU	L	53-97
Auburn	L	72-75
Mississippi St.	L	67-80
VANDERBILT	W	75-67
ALABAMA	W	63-59
Louisiana St.	L	60-64
Florida	L	67-89
UNC CHARLOTTE	W	62-45
SW MISSOURI ST.	W	70-48
North Carolina St.	L	54-77

**Overtime*

2000-2001 schedule

Nov. 6	SPIRIT EXPRESS (EXH.)
Nov. 11	CHRISTIAN BROTHERS (EXH.)
Nov. 18	ARKANSAS-PINE BLUFF
Nov. 22	SAM HOUSTON ST.
Nov. 25	at Virginia Commonwealth
Nov. 28	LOUISIANA-MONROE
Dec. 2	OKLAHOMA
Dec. 5	KANSAS ST.
Dec. 9	at Memphis
Dec. 13	SOUTHEASTERN LOUISIANA
Dec. 18	TROY ST.
Dec. 21-23	at Pearl Harbor Invitational
Dec. 21	vs. SOUTHERN ILLINOIS
Dec. 30	MORRIS BROWN
Jan. 6	at Vanderbilt
Jan. 10	at Arkansas
Jan. 13	GEORGIA
Jan. 17	at Alabama
Jan. 20	KENTUCKY
Jan. 27	at Mississippi St.
Jan. 31	ARKANSAS
Feb. 3	at Auburn
Feb. 7	LSU
Feb. 10	TENNESSEE
Feb. 14	MISSISSIPPI ST.
Feb. 17	at South Carolina
Feb. 21	at Florida
Feb. 24	AUBURN
Feb. 28	at LSU
Mar. 3	ALABAMA
Mar. 8-11	at SEC Tournament

OPPONENTS

1999-2000 results

RECORD: 14-16 (5-11, t-5th SEC West)

ALABAMA A&M	W	89-67
ARKANSAS-PINE BLUFF	W	107-67
Valparaiso	L	59-68
Rutgers	L	69-74
Northwestern	W	70-65
SOUTHEASTERN LOUISIANA	W	70-56
WESTERN KENTUCKY	W	81-69
SOUTH CAROLINA ST.	W	88-58
CENTENARY	W	98-76
Stanford	L	56-76
Idaho	W	86-81
Montana St.	L	70-74
GEORGIA	W	71-59
Alabama	L	*74-77
Ole Miss	W	61-59
AUBURN	L	45-51
Jacksonville St.	W	73-61
Arkansas	L	73-83
Auburn	L	57-73
LSU	W	68-66
TENNESSEE	L	81-88
Vanderbilt	L	64-65
ARKANSAS	L	81-87
South Carolina	L	67-68
Florida	L	58-88
OLE MISS	W	80-67
Louisiana St.	L	66-71
KENTUCKY	L	61-73
ALABAMA	W	92-70
Vanderbilt	L	53-76

**Overtime*

2000-2001 schedule

Nov. 4	GRAND RAPIDS HOOPS (Exh.)
Nov. 10	WORLDWIDE (Exh.)
Nov. 13-24	Preseason NIT
Nov. 13	at California
Nov. 18	McNEESE ST.
Nov. 21	MISSISSIPPI VALLEY ST.
Nov. 30	ALABAMA A&M
Dec. 2	RICHMOND
Dec. 5	LOUISIANA TECH
Dec. 9	MONTANA ST.
Dec. 18	SOUTHEASTERN LOUISIANA
Dec. 28	vs. Louisiana-Lafayette
Dec. 30	vs. Arizona/Butler
Jan. 6	ARKANSAS
Jan. 10	FLORIDA
Jan. 13	at Alabama
Jan. 17	TULANE
Jan. 20	at Tennessee
Jan. 24	LSU
Jan. 27	OLE MISS
Jan. 31	at Auburn
Feb. 3	at Arkansas
Feb. 7	ALABAMA
Feb. 10	at Kentucky
Feb. 14	at Ole Miss
Feb. 17	AUBURN
Feb. 21	VANDERBILT
Feb. 24	at LSU
Feb. 28	at Georgia
Mar. 3	SOUTH CAROLINA
Mar. 8-11	at SEC Tournament

MISSISSIPPI STATE

February 10, 2001 • Lexington, Ky.



RICK STANSBURY



TANG HAMILTON



ROBERT JACKSON

GENERAL INFORMATION

Location: Starkville, Miss.
Enrollment: 16,534
Colors: Maroon & White
Founded: 1878
Nickname: Bulldogs
NCAA Division/Conference: Division I/Southeastern
Arena (Capacity): Humphrey Coliseum (10,500)

INSTITUTE PERSONNEL

President: Dr. Malcolm Portera (Miss. State '69)
Athletic Director: Larry Templeton (Miss. State '69)
Athletic Department Phone: (662) 325-2532
Ticket Office Phone: (662) 325-2600

MEDIA INFORMATION

SID Office Phone: (662) 325-3595
Basketball Contact: David Rosinski
Home Phone: (662) 324-0497
E-mail: rosinski@athletics.msstate.edu
Web Page: www.mstateathletics.com
SID Fax: (662) 325-3654
Press Row Phone: (662) 325-3776
Mailing Address: MSU Athletic Media Relations, P.O. Box 5308, Mississippi State, MS 39762
Overnight Address: MSU Athletic Media Relations, Humphrey Coliseum Room 202, Collegeview St., Mississippi State, MS 39762

For the latest release, stats and box scores, log onto mediateamlink.com

COACHING STAFF

Head Coach: Rick Stansbury (Campbellsville '82)
Overall Record: 34-29 (.540, 2 years)
NCAA Appearances: 0
NIT Appearances: 1
School Record: 34-29 (.540, 2 years)
NCAA Appearances: 0
NIT Appearances: 1
Office Phone: (662) 325-3800
Best Time to Call: Contact SID

Assistant Coaches: Greg Carter (Mississippi State '91), Robert Kirby (Pan American '83), Phil Cunningham (Campbellsville '90)

SERIES INFORMATION

Series Record: UK leads series 77-16
Series Record in Lexington: UK leads 39-4
Series Record in Starkville: UK leads 28-10
Series Record at Neutral Sites: UK leads 10-2
First Meeting: Feb. 28, 1921– UK 28, MSU 13
Last Game: Feb. 29, 2000 – UK 73, MSU 61
Current Series Streak: Won 4
Coach Stansbury's Record Against UK: 0-2

2000-01 ROSTER

NO	NAME	POS	HT	WT	CL	PPG	RPG	HOMETOWN/HS/JuCo
4	T.J. Billups	F-G	6-4	205	Sr.	2.0	1.0	Jackson, Miss./Lanier
10	Roy Goffer	G	6-3	175	Fr.	15.0	4.0	Nes-Ziona, Israel/Kiryat Sharet
11	Antonio Jackson	G	6-4	185	Sr.	12.0	3.1	Huntsville, Ala./Butler Co. (KS) CC
13	Ward Griffith	F-G	6-4	190	Sr.	0.3	0.3	Rockville, Md./St. Thomas More (CT) Prep
14	Guy Gardner	G	6-2	170	Jr.	13.7	6.1	Baldwyn, Miss./Northeast Mississippi JC
15	Timmy Bowers	G	6-2	170	Fr.	22.4	10.1	Gulfport, Miss./Harrison Central
20	Tang Hamilton	F	6-7	220	Sr.	14.4	6.2	Jackson, Miss./Lanier
21	Michael Gholar	F-G	6-5	205	Jr.	5.4	4.4	Prentiss, Miss./Prentiss
22	Derrick Zimmerman	G	6-2	185	So.	4.3	2.1	Monroe, La./Wossman
23	Corey Stidham	G	5-11	165	Jr.	0.0	0.0	Mathiston, Miss./East Webster
24	Marckell Patterson	F-G	6-5	190	Jr.	8.9	3.9	Eupora, Miss./Eupora
25	Tyrus Boswell	F	6-7	240	Jr.	5.3	3.7	Mtn. Brook, Ala./Winchendon (MA) Prep
31	Ontario Harper	F-G	6-5	195	Fr.	16.9	6.5	Clinton, Miss./Winchendon (MA) Prep
32	Brandon Carr	G	6-1	200	Jr.	0.0	0.0	Vicksburg, Miss./Porter's Chapel Acad.
33	Quentin Smith	F-C	6-9	250	Sr.	4.0	2.9	Vicksburg, Miss./Vicksburg
34	Lincoln Smith	F-C	6-9	275	So.	1.0	0.9	Hollandale, Miss./Simmons
54	Mario Austin	F-C	6-9	265	Fr.	23.9	15.9	York, Ala./Sumter Co.
55	Robert Jackson	F-C	6-8	255	Jr.	12.3	7.0	Milwaukee, Wis./Washington

PLAYERS RETURNING

4 Starters: Hamilton, R. Jackson, A. Jackson, Gholar
6 Lettermen: Patterson, Boswell, Zimmerman, Q. Smith, Billups, L. Smith

PLAYERS LOST

1 Starter Lost: Todd Myles (8.6 ppg)
No Lettermen

NEWCOMERS

5 Newcomers: Austin, Bowers, Harper, Gardner, Goffer

NORTH CAROLINA

December 2, 2000 • Chapel Hill, N.C.



MATT DOHERTY



BRENDAN HAYWOOD



JASON CAPEL

GENERAL INFORMATION

Location: Chapel Hill, N.C.
Enrollment: 24, 635
Colors: Carolina Blue & White
Founded: 1789
Nickname: Tar Heels
NCAA Division/Conference: Division I/Atlantic Coast
Arena (Capacity): Dean E. Smith Center (21,572)

INSTITUTE PERSONNEL

Chancellor: James Moeser (Texas '61)
Athletic Director: Dick Baddour (UNC '66)
Athletic Department Phone: (919) 962-6000
Ticket Office Phone: (919) 962-2296

MEDIA INFORMATION

SID Office Phone: (919) 962-2123
Basketball SID Contact: Steve Kirschner
Home Phone: (919) 484-0664
E-mail: skirschner@uncaa.unc.edu
Web Page: tarheelblue.com
SID Fax: (919) 962-0612
Press Row Phone: (919) 962-8815/8816
Mailing Address: Athletic Media Relations, 2nd Floor, Dean E. Smith Center, Skipper Bowles Dr., Chapel Hill, NC 27515

For the latest release, stats and box scores, log onto mediateamlink.com

COACHING STAFF

Head Coach: Matt Doherty (North Carolina '84)
Overall Record: 22-15 (.595, 1 year)
NCAA Appearances: 0
NIT Appearances: 1
School Record: 0-0 (1st year)
NCAA Appearances: 0
NIT Appearances: 0
Office Phone: (919) 962-1154
Best Time to Call: Contact SID

Assistant Coaches: Doug Wojcik (U.S. Naval Academy '90), Fred Quartlebaum (Fordham '89), Bob MacKinnon (King's College '82)

SERIES INFORMATION

Series Record: UNC leads 6-16
Series Record in Lexington: UNC leads 4-2
Series Record in Chapel Hill: UNC leads 1-0
Series Record at Neutral Sites: UNC leads 11-4
First Meeting: Feb. 29, 1924 – UNC 41, UK 20
Last Meeting: Mar. 25, 1995 – UNC 71, UK 61
Current Series Streak: Lost 6
Coach Doherty's Record vs. UK: 0-0

2000-01 ROSTER

NO	NAME	POS	HT	WT	CL	PPG	RPG	HOMETOWN/HS/JuCo
00	Brendan Haywood	C	7-0	264	Sr.	13.6	7.5	Greensboro, N.C./Dudley
3	Brian Morrison	G	6-2	175	Fr.	--	--	Redmond, Wash./Lake Washington
11	Michael Brooker	G-F	6-6	219	Sr.	0.9	0.5	Sandersville, Ga./Brentwood Academy
13	Neil Fingleton	C	7-6	295	Fr.	--	--	Durham, England/Holy Name C. Cath.
14	Jonathan Holmes	G	6-0	175	So.	0.3	0.2	Bloomington, Ind./Bloomington S.
15	Kenny White	G	6-0	174	Sr.	0.0	0.2	Chattanooga, Tenn./Oak Hill Academy
22	Ronald Curry	G	6-2	200	So.	2.8	1.5	Hampton, Va./Hampton
24	Max Owens	G-F	6-5	198	Sr.	7.4	1.3	Macon, Ga./Central
25	Jason Capel	F-G	6-8	224	Jr.	12.3	6.8	Chesapeake, Va./St. John's Prospect Hall (Md.)
31	Adam Boone	G	6-2	182	Fr.	--	--	Minnetonka, Minn./Minnetonka
32	Orlando Melendez	F	6-8	200	Jr.	1.5	1.2	Juana Diaz, P.R./McDowell Co.
35	Jim Everett	F	6-8	220	Sr.	0.7	0.7	Charlotte, N.C./Providence Day
40	Joseph Forte	G	6-4	185	So.	16.7	5.5	Greenbelt, Md./DeMatha
42	Kris Lang	F-C	6-11	243	Jr.	8.4	4.3	Gastonia, N.C./Hunter Huss
44	Will Johnson	F	6-8	211	So.	0.4	0.8	Hickory, N.C./Hickory
45	Julius Peppers	F	6-6	280	So.	4.5	3.5	Bailey, N.C./Southern Nash
50	Brian Bersticker	F-C	6-10	232	Jr.	5.0	2.8	Virginia Beach, Va./Kempsville

PLAYERS RETURNING

4 Starters: Capel, Forte, Haywood, Lang
10 Lettermen: Bersticker, Brooker, Curry, Everett, Holmes, Johnson, Melendez, Owens, Peppers, White

PLAYERS LOST

1 Starter: Ed Cota (10.1 ppg)
1 Letterman: Terrence Newby

NEWCOMERS

3 Newcomers: Boone, Fingleton, Morrison

OPPONENTS

1999-2000 results

RECORD: 22-14 (9-7, t-3rd ACC)

Southern California	W	82-65
Georgetown	W	85-79
Purdue	W	90-75
MICHIGAN ST.	L	76-86
College of Charleston	W	72-54
Nevada-Las Vegas	W	102-78
Buffalo	W	91-67
Cincinnati	L	68-77
TENNESSEE TECH	W	85-59
Miami (Fla.)	W	78-68
Indiana	L	73-82
Louisville	L	80-97
HOWARD	W	86-53
CLEMSON	W	65-45
NORTH CAROLINA ST.	W	83-75
Wake Forest	L	57-66
UCLA	L	68-71
Virginia	L	85-87
FLORIDA ST.	L	71-76
MARYLAND	W	75-63
Georgia Tech	W	70-53
DUKE	L	*86-90
Clemson	W	73-60
North Carolina St.	W	70-62
WAKE FOREST	W	87-64
VIRGINIA	L	76-90
Florida St.	W	70-67
Maryland	L	73-81
GEORGIA TECH	W	*74-72
Duke	L	76-90
Wake Forest	L	52-58
Missouri	W	84-70
Stanford	W	60-53
Tennessee	W	74-69
Tulsa	W	59-55
Florida	L	59-71

*Overtime

2000-2001 schedule

Nov. 6	YAKIMA SUN KINGS (Exh.)
Nov. 10-11	NABC Classic (Chapel Hill, N.C.)
Nov. 10	vs. WINTHROP
Nov. 17	at Appalachian St.
Nov. 21	CALIFORNIA ALL-STARS (Exh.)
Nov. 29	at Michigan St.
Dec. 2	KENTUCKY
Dec. 4	MIAMI (Fla.)
Dec. 9	at Texas A&M
Dec. 17	BUFFALO
Dec. 23	at UCLA
Dec. 29-30	MVP Classic (Charlotte, N.C.)
Dec. 29	vs. Massachusetts
Jan. 2	at Georgia Tech
Jan. 6	WAKE FOREST
Jan. 10	at Maryland
Jan. 13	MARQUETTE
Jan. 17	CLEMSON
Jan. 20	at Florida St.
Jan. 24	VIRGINIA
Jan. 28	at North Carolina St.
Feb. 2	at Duke
Feb. 3	GEORGIA TECH
Feb. 6	at Wake Forest
Feb. 10	MARYLAND
Feb. 18	at Clemson
Feb. 22	FLORIDA ST.
Feb. 25	at Virginia
Feb. 28	NORTH CAROLINA ST.
Mar. 4	DUKE
Mar. 8-11	at ACC Championship

OPPONENTS

1999-2000 results

RECORD: 22-15 (8-8, t-6th Big East)

Ohio St.	W	59-57
SIENA	W	107-96
ST. FRANCIS	W	73-60
Arizona	L	60-76
Maryland	L	67-72
Indiana	L	*64-81
VANDERBILT	L	*85-87
VALPARAISO	W	65-42
Miami (Ohio)	L	55-71
VMI	W	79-66
RIDER	W	75-62
ELON	W	97-71
ST. PETER'S	W	85-67
LOYOLA MARYMOUNT	W	75-57
Connecticut	W	75-70
BOSTON COLLEGE	W	86-77
Syracuse	L	57-80
Rutgers	L	51-76
PITTSBURGH	W	81-66
MIAMI (FLA.)	L	49-63
ST. JOHN'S	W	73-60
WEST VIRGINIA	W	79-65
Pittsburgh	W	81-66
Villanova	L	69-86
CONNECTICUT	W	68-66
Seton Hall	W	76-74
PROVIDENCE	L	79-89
Miami (Fla.)	L	52-55
SYRACUSE	L	71-73
Georgetown	W	77-54
Rutgers	W	74-62
Miami (Fla.)	L	58-61
MICHIGAN	W	75-65
XAVIER	W	76-64
BYU	W	64-52
Penn St.	W	73-52
Wake Forest	L	61-71

*Overtime

2000-2001 schedule

Nov. 8	CALIF. ALL-STARS (Exh.)
Nov. 12	INTERNATIONAL STARS (Exh.)
Nov. 18	SACRED HEART
Nov. 22	LOYOLA (Ill.)
Nov. 25	WOODEN TRADITION (Indianapolis) vs. Cincinnati
Dec. 2	at Vanderbilt
Dec. 5	INDIANA
Dec. 9	MIAMI (OHIO)
Dec. 17	TENNESSEE TECH
Dec. 19	CANISIUS
Dec. 21	VERMONT
Dec. 29	LONG ISLAND
Jan. 2	at Syracuse
Jan. 6	RUTGERS
Jan. 8	at Seton Hall
Jan. 13	at Kentucky
Jan. 16	PITTSBURGH
Jan. 21	WEST VIRGINIA
Jan. 23	SYRACUSE
Jan. 27	at Georgetown
Feb. 3	at Pittsburgh
Feb. 5	ST. JOHN'S
Feb. 11	at West Virginia
Feb. 14	at Rutgers
Feb. 18	SETON HALL
Feb. 21	BOSTON COLLEGE
Feb. 24	at Virgiia Tech
Feb. 26	at Connecticut
Mar. 4	GEORGETOWN
Mar. 7	at Big East Tournament (New York)

NOTRE DAME

January 13, 2001 • Lexington, Ky.



MIKE BREY



MARTIN INGELSBY



TROY MURPHY

GENERAL INFORMATION

Location: Notre Dame, Ind.
Enrollment: 10,311
Colors: Gold & Blue
Founded: 1842
Nickname: Fighting Irish
Conference: Big East
Arena (Capacity): Joyce Center (11,418)

INTITUTION PERSONNEL

President: Rev. Edwards A. Malloy, C.S.C
Athletic Director: Kevin White
Athletic Department Phone: (219) 631-6107
Ticket Office Phone: (219) 631-7356

MEDIA INFORMATION

SID Office Phone: (219) 631-7516
Basketball SID Contact: Bernadette Cafarelli
Home Phone: (219) 273-2390
E-mail: bernadette.m.cafarelli.1@nd.edu
Web Page: www.und.com
SID Fax: (219) 631-7941
Press Row Phone: (219) 631-5309
Mailing Address: 112 Joyce Center, 2nd Floor, Notre Dame, IN 46556

COACHING STAFF

Head Coach: Mike Brey (George Washington '82)
Overall Record: 99-52 (.656/5 years)
NCAA Appearances: 0
NIT Appearances: 0
School Record: First Season
NCAA Appearances: 0
NIT Appearances: 0
Office Phone: (219) 631-6225
Best Time to Call: Contact SID
Assistant Coaches:
Sean Kearney (Scramton '81)
Anthony Solomon (Virginia '87)
Lewis Preston (VMI '93)

SERIES INFORMATION

Series Record: UK leads 37-17
Series Record in Lexington: UK leads 5-0
Series Record in Notre Dame: Notre Dame leads 8-4
Series Record at Neutral Sites: UK leads 28-9
First Meeting: Jan. 29, 1929 - UK 19, ND 16
Last Meeting: Dec. 14, 1996—UK 80, ND 56
Current Series Streak: Won 6
Coach Brey's Record Against UK: 0-0

2000-2001 ROSTER

NO	NAME	POS	HT	WT	CL	PPG	RPG	HOMETOWN/HS/JuCo
3	Troy Murphy	F	6-11	245	Jr.	22.7	10.3	Morristown, N.J./Delbarton
4	Ryan Humphrey	F	6-8	233	Sr.*	11.1	7.5	Tulsa, Okla./Booker T. Washington
5	Charles Thomas	G	5-11	160	Jr.	0.3	0.2	Flint, Mich./Powers Catholic
11	Ivan Kartelo	C	6-11	247	So.	2.5	2.3	Split, Croatia/Winchendon (MA) Acad.
13	Matt Carroll	G	6-6	210	So.	9.8	2.6	Horsham, Pa./Hatboro-Horsham
20	Torrian Jones	G	6-4	185	Fr.	22.0	7.0	Fairless Hills, Pa./Pennsbury
24	Martin Ingelsby	G	6-0	175	Sr.	4.7	0.9	Philadelphia, Pa./Archbishop Carroll
34	David Graves	F	6-6	208	Jr.	13.2	5.4	Lexington, Ky./Lexington Catholic
35	Hans Rasmussen	F	6-10	228	Sr.	--	--	Portland, Ore./Central Catholic
42	Harold Swanagan	F	6-7	252	Jr.	6.4	4.6	Hopkinsville, Ky./University Heights
50	Tom Timmermans	C	6-11	248	Fr.	15.0	9.0	Driehuis, Netherlands/Blue Ridge (Va.)
51	Chris Markwood	G	6-4	190	Fr.	16.0	4.6	South Portland, Maine/South Portland

*Reshirted the 1999-00 season.

PLAYERS RETURNING

4 Starters: Carroll, Graves, Murphy, Swanagan
3 Lettermen: Inglesby, Kartelo, Machura

PLAYERS LOST

1 Starter: Jimmy Dillon (4.0 ppg)
3 Lettermen: Mike Monserez, Skylard Owens, Todd Palmer

NEWCOMERS

4 Newcomers: Jones, Humphrey, Markwood, Timmermans

PENN STATE

November 25, 2000 • Lexington, Ky.



JERRY DUNN



JOE CRISPIN



TITUS IVORY

GENERAL INFORMATION

Location: University Park, Pa.
Enrollment: 41,050
Colors: Blue & White
Founded: 1855
Nickname: Nittany Lions
NCAA Division/Conference: Division I/Big Ten
Arena (Capacity): Bryce Jordan Center (15,261)

INSTITUTE PERSONNEL

President: Dr. Graham Spanier (Iowa St. '69)
Athletic Director: Tim Curley (Penn St. '76)
Athletic Department Phone: (814) 865-1086
Ticket Office Phone: (814) 863-0971

MEDIA INFORMATION

SID Office Phone: (814) 865-1757
Basketball SID Contact: Patrick Donghia
Home Phone: (814) 235-6745
E-mail: pad11@psu.edu
Web Page: www.GoPSUSports.com
SID Fax: (814) 863-3165
Press Row Phone: (814) 863-3516
Mailing Address: 101D Bryce Jordan Center, University Park, Pa. 16803

For the latest release, stats and box scores, log onto mediateamlink.com

COACHING STAFF

Head Coach: Jerry Dunn (George Mason '80)
Overall Record: 82-67 (.550, 5 years)
NCAA Appearances:
NIT Appearances:
School Record: 82-67 (.550, 5 years)
NCAA Appearances:
NIT Appearances:
Office Phone: (814) 865-5494

Best Time to Call: Contact SID
Assistant Coaches: Chuck Swenson (Indiana '76), Mike Boyd (N. Michigan '70), Christian Appleman (Penn St. '90)

SERIES INFORMATION

Series Record: UK leads 2-0
Series Record in Lexington: 0-0
Series Record in University Park: 0-0
Series Record at Neutral Sites: UK leads 2-0
First Meeting: Mar. 21, 1952 – UK 82, PSU 54
Last Meeting: Mar. 12, 1955 – UK 84, PSU 59
Current Series Streak: Won 2
Coach Dunn's Record vs. UK: 0-0

2000-01 ROSTER

NO	NAME	POS	HT	WT	CL	PPG	RPG	HOMETOWN/HS/JuCo
1	Jamaal Tate	G-F	6-5	200	Fr.	--	--	Linden, N.J./Linden
3	Joe Crispin	G	6-0	185	Sr.	18.5	3.3	Pitman, N.J./Pitman
4	Ken Krimmel	G	6-2	180	Jr.	--	--	State College, Pa./State College
5	Jon Crispin	G	6-2	195	So.	9.3	2.0	Pitman, N.J./Pitman
10	Brandon Watkins	G	6-0	170	So.	2.1	0.7	Bellwood, Ill./Chicago-St.Joseph
13	Sharif Chambliss	G	6-1	175	Fr.	--	--	Racine, Wisc./St. Catherine's
21	Stephan Bekale	F	6-9	230	So.	--	--	Libraville, Gabon/Notre Dame (Va.) Academy
23	Gyasi Cline-Heard	F	6-8	230	Sr.	6.7	5.5	Houston, Texas/Houston-St. John's
33	Titus Ivory	G	6-4	210	Sr.	12.7	3.8	Charlotte, N.C./North Mecklenburg
34	B.J. Vossekuil	F	6-9	200	So.	--	--	Orange Park, Fla./Orange Park
35	Tyler Smith	F	6-8	230	Jr.	--	--	Lake Forest, Ill./Lake Forest
42	Marcus Banta	C-F	6-10	230	So.	0.8	0.5	Springfield, Ohio/Springfield North
44	Ndu Egekeze	F	6-7	220	Fr.	16.0	8.0	Augusta, Ga./Westside
45	Scott Witkowsky	C	7-0	290	Sr.	--	--	Littetown, Colo./Chatfield

PLAYERS RETURNING

4 Starters: Joe Crispin, Ivory, Smith, Jon Crispin
6 Lettermen: Cline-Heard, Watkins, Banta, Vossekuil, Krimmel, Bekale

PLAYERS LOST

1 Starter: Jarrett Stephens (18.8 ppg)
No Lettermen

NEWCOMERS

4 Newcomers: Egekeze, Houston, Chambliss, Tate

OPPONENTS

1999-2000 results

RECORD: 19-16 (5-11, 9th Big Ten)

LEHIGH	W	69-56
LOYOLA (Md.)	W	82-67
BOSTON COLLEGE	W	85-57
CLEMSON	W	85-75
Pennsylvania	W	59-56
GEORGE MASON	W	67-54
Villanova	L	61-73
BUCKNELL	W	67-63
Temple	L	51-66
Manhattan	W	83-77
Arizona St.	L	85-93
Michigan St.	L	63-76
INDIANA	L	78-85
Northwestern	W	82-49
IOWA	W	73-61
WISCONSIN	W	76-61
Illinois	L	76-87
MINNESOTA	W	80-72
Indiana	L	77-87
ILLINOIS	L	50-51
Ohio St.	L	75-88
NORTHWESTERN	W	73-64
Michigan	L	*87-89
MICHIGAN ST.	L	63-79
Purdue	L	71-88
OHIO ST.	L	73-79
Iowa	L	83-86
Michigan	W	76-66
Ohio St.	W	71-66
Illinois	L	84-94
PRINCETON	W	55-41
SIENA	W	105-103
KENT	W	81-74
Notre Dame	L	52-73
North Carolina St.	W	74-72

**Overtime*

2000-2001 schedule

Nov. 3	MARATHON (Exh.)
Nov. 13	DOWN UNDER ALL-STARS (Exh.)
Nov. 22	LOYOLA (Md.)
Nov. 25	at Kentucky
Nov. 27	at Yale
Nov. 29	at North Carolina St.
Dec. 2	PENNSYLVANIA
Dec. 6	PITTSBURGH
Dec. 9	TEMPLE
Dec. 18	WAGNER
Dec. 22	BUCKNELL
Dec. 27-28	ECAC Holiday Classic (New York, N.Y.)
Jan. 3	at Michigan St.
Jan. 6	IOWA
Jan. 10	at Ohio St.
Jan. 13	NORTHWESTERN
Jan. 17	at Indiana
Jan. 20	at Illinois
Jan. 27	at Wisconsin
Jan. 31	ILLINOIS
Feb. 3	INDIANA
Feb. 7	MICHIGAN
Feb. 14	at Minnesota
Feb. 17	PURDUE
Feb. 21	at Northwestern
Feb. 24	MIGHIGAN ST.
Feb. 27	at Iowa
Mar. 3	OHIO ST.
Mar. 8-11	at Big Ten Tournament

OPPONENTS

1999-2000 results

RECORD: 25-8 (12-4, 3rd Big East)

Samford	L	60-68
New Mexico	W	70-62
Stony Brook	W	84-43
COPPIN STATE	W	75-72
VIRGINIA	W	85-63
ST. FRANCIS	W	88-66
Niagara	W	81-66
DePaul	L	65-71
HOFSTRA	W	98-86
SACRED HEART	W	95-66
PITTSBURGH	W	82-58
West Virginia	W	86-74
GEORGETOWN	W	75-66
Connecticut	W	82-77
Seton Hall	L	70-78
OHIO STATE	L	64-65
RUTGERS	W	61-57
Notre Dame	L	60-73
Syracuse	L	57-63
BOSTON COLLEGE	W	59-58
Providence	W	61-46
VILLANOVA	W	78-75
Boston College	W	73-69
SYRACUSE	W	76-75
CONNECTICUT	W	79-64
Duke	W	83-82
SETON HALL	W	66-60
Miami	L	70-74
Villanova	W	75-50
Miami	W	58-57
Connecticut	W	80-70
N. Arizona	W	61-56
Gonzaga	L	76-82

2000-2001 schedule

Nov. 3	DOUBLE PUMP (Exh.)
Nov. 9-10	Coaches vs. Cancer (New York)
Nov. 9	vs. Kentucky
Nov. 10	vs. UCLA/Kansas
Nov. 15	MACCABIA-GIVAT SHMUEL (Exh.)
Nov. 18	STONY BROOK
Nov. 25	NIAGARA
Dec. 2-3	at BB&T Classic
Dec. 2	vs. George Washington
Dec. 3	vs. Maryland/Michigan
Dec. 9	at Fordham
Dec. 13	at Ohio State
Dec. 16	HOFSTRA
Dec. 21	MANHATTAN
Dec. 30	SAN FRANCISCO
Jan. 3	VIRGINIA TECH
Jan. 6	at Connecticut
Jan. 10	BOSTON COLLEGE
Jan. 14	at Rutgers
Jan. 20	VILLANOVA
Jan. 22	MIAMI
Jan. 27	at Virginia Tech
Jan. 30	CONNECTICUT
Feb. 3	at Providence
Feb. 5	at Notre Dame
Feb. 10	at Miami
Feb. 14	PROVIDENCE
Feb. 18	DUKE
Feb. 21	GEORGETOWN
Feb. 25	at Villanova
Feb. 28	at Boston College
Mar. 4	SYRACUSE
Mar. 7-10	at Big East Conference Tournament

ST. JOHN'S

Nov. 9, 2000 • Coaches vs. Cancer • Madison Square Garden (19,826) • New York, N.Y.



MIKE JARVIS



ANTHONY GLOVER



REGGIE JESSIE

GENERAL INFORMATION

Location: Jamaica, N.Y.
Enrollment: 17,000
Colors: Red & White
Founded: 1870
Nickname: Red Storm
NCAA Division/Conference: Division I/Big East
Arena (Capacity): Alumni Hall (6,008), Madison Square Garden (19,876)

INSTITUTE PERSONNEL

President: Fr. Donald Harrington, C.M.
Athletic Director: Ed Manetta Jr. (St. John's '77)
Athletic Department Phone: (718) 990-6217
Ticket Office Phone: (800) GOSTORM

MEDIA INFORMATION

SID Office Phone: (718) 990-6367
Basketball SID Contact: Dominic Scianna
Home Phone: (718) 224-1174
E-mail: sciannad@stjohns.edu
Web Page: www.redstormsports.com
SID Fax: (718) 969-8468
Press Row Phone: Alumni Hall (718) 990-5713, Madison Square Garden (212) 465-6065
Mailing Address: Alumni Hall, Rm. 157, 8000 Utopia Pkwy, Jamaica, N.Y. 11439

For the latest release, stats and box scores, log onto redstormsports.com

COACHING STAFF

Head Coach: Mike Jarvis (Northeastern '68)
Overall Record: 306-185 (.623, 15 years)
NCAA Appearances: 8
NIT Appearances: 3
School Record: 53-17 (.757, 2 years)
NCAA Appearances: 2
NIT Appearances: 0
Office Phone: (718) 990-6197
Best Time to Call: Contact SID
Assistant Coaches: Kevin Clark (Clark '81), Mike Jarvis II (Boston '92), Alex Evans

SERIES INFORMATION

Series Record: UK leads 10-4
Series Record in Lexington: UK leads 1-0
Series Record in Jamaica: 0-0
Series Record at Neutral Sites: UK leads 9-4
Series Record at the Garden: UK leads 8-2
First Meeting: Dec. 30, 1943 – UK 44, SJU 38
Last Meeting: Dec. 30, 1992 – UK 86, SJU 77
Current Series Streak: Won 1
Coach Jarvis's Record vs. UK: 0-2

2000-01 ROSTER

NO	NAME	POS	HT	WT	CL	PPG	RPG	HOMETOWN/HS/JuCo
4	Abe Keita	C	6-11	235	So.	--	--	Winchendon, Mass./Winchendon
8	Sharif Fordham	G	6-4	200	Jr.	17.9	6.7	New York, N.Y./Eastern Michigan
10	Omar Cook	G	6-1	190	Fr.	19.0	--	Queens, N.Y./Christ the King
11	John Scheiman	G	6-1	185	So.	0.2	0.2	New York, N.Y./LaGuardia
15	Alpha Bangura	F	6-6	215	So.	18.0	5.5	Landover, Md./Monmouth
22	Anthony Glover	F	6-6	225	Jr.	10.2	5.2	Bronx, N.Y./Rice
23	Willie Shaw	F	6-6	185	Fr.	19.0	7.0	Bronx, N.Y./John F. Kennedy
25	Kyle Cuffe		6-8	210	Fr.	14.1	13.0	New York, N.Y./Rice
32	Jack Wolfinger	F	6-11	205	So.	--	--	Portland, Ore./Joel Barlow (CT)
33	Donald Emanuel	C	6-8	230	Jr.	2.5	2.2	Houston, Texas/Jones
41	Reggie Jessie	G-F	6-7	213	Sr.	8.7	5.5	Queensbridge, N.Y./Bishop Loughlin
44	Mohamed Diakite	C	6-10	210	Fr.	18.1	10.2	Rockville, Md./Montrose Christian
52	Curtis Johnson	C	7-3	320	Fr.	16.0	17.0	Norfolk, Va./Norfolk Collegiate
55	John Parker	F	6-6	210	So.	0.5	0.3	Pasadena, Calif./John Muir

PLAYERS RETURNING

2 Starters: Glover, Jessie
3 Lettermen: Emanuel, Parker, Scheiman

PLAYERS LOST

3 Starters: Erick Barkley (16.0 ppg), Bootsy Thornton (15.3 ppg), Lavor Postell (14.3 ppg)
3 Lettermen: Chudney Gray, Heath Orvis, Kareem Syed

NEWCOMERS

7 Newcomers: Cook, Keita, Wolfinger, Cuffe, Shaw, Diakite, Johnson

SOUTH CAROLINA

January 10, 2001 • Lexington, Ky. **February 3, 2001 • Columbia, S.C.**



EDDIE FOGLER



CHUCK EIDSON



AARON LUCAS

GENERAL INFORMATION

Location: Columbia, S.C.
Enrollment: 22,875
Colors: Garnet & Black
Founded: 1801
Nickname: Gamecocks
NCAA Division/Conference: Division I/Southeastern
Arena (Capacity): Frank McGuire Arena (12,401)

INSTITUTE PERSONNEL

President: Dr. John M. Palms (The Citadel '58)
Athletic Director: Dr. Mike McGee (Duke '60)
Phone: (803) 777-8881
Athletic Department Phone: (803) 777-4202
Ticket Office Phone: (803) 777-4274

MEDIA INFORMATION

SID Office Phone: (803) 777-5204
Basketball Contact: Brian Binette
Home Phone: (803) 736-9444
E-mail: brian.binette@sc.edu
Web Page: www.uscsports.com
SID Fax: (803) 777-2967
Press Row Phone: (803) 777-6182
Mailing Address: Rex Enright Athletic Center, 1300 Rosewood Dr., Columbia, SC 29208

For the latest release, stats and box scores, log onto mediateamlink.com

COACHING STAFF

Head Coach: Eddie Fogler (North Carolina '70)
Overall Record: 250-182 (.578, 13 years)
NCAA Appearances: 6
NIT Appearances: 4
School Record: 108-102 (.514, 7 years)
NCAA Appearances: 2
NIT Appearances: 1
Office Phone: (803) 777-4198
Best Time to Call: Contact SID
Assistant Coaches: Rick Callahan (Salem '80), John Cooper (Wichita St. '91), Barclay Radebaugh (E. Tennessee St. '87)

SERIES INFORMATION

Series Record: UK leads 24-4
Series Record in Lexington: UK leads 13-1
Series Record in Columbia: UK leads 9-3
Series Record at Neutral Sites: UK leads 2-0
First Meeting: Feb. 24, 1928 – UK 56, USC 40
Last Game: Feb. 5, 2000 – UK 76, USC 63
Current Series Streak: Won 7
Coach Fogler's Record Against UK: 6-18

2000-01 ROSTER

NO	NAME	POS	HT	WT	CL	PPG	RPG	HOMETOWN/HS/JuCo
00	David Ross	F	6-5	220	Sr.	3.8	1.5	St. Petersburg, Fla./Boca Ciega
4	Ivan Howell	F	6-7	215	So.	2.6	0.6	Columbia, S.C./Lower Richland
5	Aaron Lucas	G	5-11	185	Jr.	7.0	2.5	Columbia, S.C./Richland Northeast
10	Jamel Bradley	G	6-2	170	Jr.	7.2	2.5	Beckley, W.Va./Woodrow Wilson
12	Marijonas Petravicius	C	6-10	250	So.	8.4	4.5	Kltenenu, Lithuania/New Hampton Prep
15	Travis Kraft	F	6-7	205	So.	3.8	0.9	Mayville, N.D./May-Port
20	Jo Jo Cadray	G	6-0	165	So.	0.8	0.2	Atlanta, Ga./Paideia
21	Greg Taylor	G	6-5	180	Fr.	--	--	Simpsonville, S.C./Hillcrest
30	Michael Boynton	G	6-2	180	Fr.	--	--	Brooklyn, N.Y./Bishop Loughlin
31	Chuck Eidson	F	6-7	205	So.	9.1	3.6	Summerville, S.C./Pinewood Prep
32	Calvin Clemmons	F	6-7	235	So.	1.8	1.2	Charlotte, N.C./Olympic
35	Antonio Grant	F	6-5	225	Sr.	8.3	4.9	North Augusta, S.C./New Hampton Prep
50	Tony Kitchings	C	6-10	260	So.	7.6	5.0	Aiken, S.C./South Aiken
55	Rolando Howell	F-C	6-9	220	Fr.	--	--	Columbia, S.C./Lower Richland

PLAYERS RETURNING

3 Starters: Eidson, Pertravicius, Lucas
8 Lettermen: Bradley, Grant, Kraft, Ross, I. Howell, Clemmons, Cadray, Kitchings

PLAYERS LOST

2 Starters: Herbert Lee Davis (9.4 ppg), Damien Kinloch (3.9 ppg)
No Lettermen:

NEWCOMERS

3 Newcomers: Taylor, Boynton, R. Howell

OPPONENTS

1999-2000 results

RECORD: 15-17 (5-11, 5th SEC East)

WOFFORD	W	76-62
CITADEL	W	68-51
Virginia	W	73-71
Michigan St.	L	56-59
DePaul	L	46-58
CHARLESTON SOUTHERN	W	72-52
FURMAN	W	75-68
Clemson	L	58-61
CAMPBELL	W	86-64
St. Joseph's	L	64-71
UNC CHARLOTTE	W	71-65
SOUTH CAROLINA ST.	W	75-49
TENNESSEE	L	52-60
Arkansas	W	76-65
SYRACUSE	L	*74-77
KENTUCKY	L	48-64
Auburn	L	61-65
Georgia	L	62-90
VANDERBILT	L	60-61
Kentucky	L	63-76
Ole Miss	L	75-83
MISSISSIPPI ST.	W	68-67
ALABAMA	W	82-61
LSU	L	59-64
GEORGIA	W	82-66
Florida	L	67-87
Vanderbilt	W	77-72
Alabama	W	69-59
Tennessee	W	75-68
Auburn	L	*72-77

*Overtime

2000-2001 schedule

Nov. 4	FOREIGN EXHIBITION
Nov. 11	CALIFORNIA ALL-STARS
Nov. 17	TENNESSEE TECH
Nov. 21	WOFFORD
Nov. 25	SOUTH CAROLINA ST.
Nov. 29	MERCER
Dec. 2	at UNC Charlotte
Dec. 5	at The Citadel
Dec. 9	CLEMSON
Dec. 19	UNC ASHEVILLE
Dec. 21	WYOMING
Dec. 28	VIRGINIA MILITARY INSTITUTE
Dec. 30	at Providence
Jan. 7	FLORIDA
Jan. 10	at Kentucky
Jan. 13	at Tennessee
Jan. 17	VANDERBILT
Jan. 20	AUBURN
Jan. 27	at Florida
Jan. 31	at LSU
Feb. 3	KENTUCKY
Feb. 7	GEORGIA
Feb. 10	at Vanderbilt
Feb. 14	at Alabama
Feb. 17	OLE MISS
Feb. 20	ARKANSAS
Feb. 24	at Georgia
Feb. 27	TENNESSEE
Mar. 3	at Mississippi St.
Mar. 8-11	at SEC Tournament

OPPONENTS

1999-2000 results

RECORD: 26-7 (12-4, t-1st SEC East)

ELON	W	95-56
UNC ASHEVILLE	W	79-63
LONG ISLAND	W	86-47
SOUTH FLORIDA	W	102-90
MIAMI (Ohio)	W	78-59
Pittsburgh	W	76-50
WEST VIRGINIA	W	94-54
MIDDLE TENNESSEE ST.	W	78-77
Memphis	W	74-69
American-Puerto Rico	W	102-58
Southern Illinois	W	87-74
Tulsa	L	68-88
RADFORD	W	72-46
South Carolina	W	60-52
Louisiana St.	W	64-59
VANDERBILT	L	73-76
OLE MISS	W	98-60
Florida	W	*81-79
AUBURN	W	105-76
SOUTH CAROLINA	W	73-66
Kentucky	L	68-81
Mississippi St.	W	88-81
GEORGIA	W	110-83
FLORIDA	W	*76-73
Vanderbilt	L	72-85
KENTUCKY	W	74-67
Alabama	L	75-80
ARKANSAS	W	73-66
Georgia	W	83-66
South Carolina	L	68-75
Louisiana-Lafayette	W	63-58
Connecticut	W	65-51
North Carolina	L	69-74

*Overtime

2000-2001 schedule

Nov. 6	WORLDWIDE (Exh.)
Nov. 12	ATHLETES IN ACTION (Exh.)
Nov. 17	TENNESSEE-CHATTANOOGA
Nov. 19	EAST TENNESSEE ST.
Nov. 21	WISCONSIN
Nov. 27	AUSTIN PEAY
Nov. 30	UNC ASHEVILLE
Dec. 2	at West Virginia
Dec. 5	MEMPHIS
Dec. 7	SOUTHERN METHODIST
Dec. 15	vs. Middle Tennessee St.
Dec. 19	Jimmy V Classic (Meadowlands, N.J.) vs. Virginia
Dec. 22	at Syracuse
Dec. 27-30	Rainbow Classic (Honolulu, Hawaii)
Dec. 28	vs. George Washington
Jan. 6	at Auburn
Jan. 9	ALABAMA
Jan. 13	SOUTH CAROLINA
Jan. 16	at Kentucky
Jan. 20	MISSISSIPPI ST.
Jan. 27	at Georgia
Jan. 30	at Florida
Feb. 3	VANDERBILT
Feb. 7	at Arkansas
Feb. 10	at Ole Miss
Feb. 14	KENTUCKY
Feb. 18	FLORIDA
Feb. 21	GEORGIA
Feb. 24	at Vanderbilt
Feb. 27	at South Carolina
Mar. 3	LSU
Mar. 8-11	at SEC Tournament

TENNESSEE

January 16, 2001 • Lexington, Ky. **February 14, 2001 • Knoxville, Tenn.**



JERRY GREEN



TONY HARRIS



ISIAH VICTOR

GENERAL INFORMATION

Location: Knoxville, Tenn.
Enrollment: 25,981
Colors: Orange & White
Founded: 1794
Nickname: Volunteers
NCAA Division/Conference: Division I/Southeastern
Arena (Capacity): Thompson-Boling Arena (24,535)

INSTITUTE PERSONNEL

President: Dr. J. Wade Gilley (Virginia Tech '61)
Athletic Director: Doug Dickey (Florida '54)
Phone: (865) 974-1224
Athletic Department Phone: (865) 974-1220
Ticket Office Phone: (865) 656-1200

MEDIA INFORMATION

SID Office Phone: (865) 974-1212
Basketball Contact: Craig Pinkerton
Home Phone: (865) 584-6588
E-mail: cpinker1@utk.edu
Web Page: www.utsports.com
SID Fax: (865) 974-1269
Press Row Phone: (865) 544-0789
Mailing Address: P.O. Box 15016, Knoxville, TN 37901
Overnight Address: 1720 Volunteer Blvd., Room 255, Knoxville, TN 37996

For the latest release, stats and box scores, log onto mediateamlink.com

COACHING STAFF

Head Coach: Jerry Green (Appalachian State '68)
Overall Record: 289-203 (.587, 17 years)
NCAA Appearances: 4
NIT Appearances: 1
School Record: 67-25 (.728, 3 years)
NCAA Appearances: 3
NIT Appearances: 0
Office Phone: (865) 974-1206
Best Time to Call: Contact SID
Assistant Coaches: Chris Ferguson (Cumberland '81), Byron Samuels (UNC Asheville '86), Eric Pauley (Kansas '93)

SERIES INFORMATION

Series Record: UK leads 127-61
Series Record in Lexington: UK leads 75-15
Series Record in Knoxville: UK leads 43-42
Series Record at Neutral Sites: UK leads 9-4
First Meeting: Feb. 16, 1910 – UK 26, UT 5
Last Game: Feb. 23, 2000 – UT 74, UK 67
Current Series Streak: Lost 1
Coach Green's Record Against UK: 3-3

2000-01 ROSTER

NO	NAME	POS	HT	WT	CL	PPG	RPG	HOMETOWN/HS/JuCo
2	Jenis Grindstaff	G	6-2	185	Jr.	2.0	2.0	Spruce Pine, N.C./Virginia Tech
5	Harris Walker	G	6-1	170	So.	2.3	1.5	Chattanooga, Tenn./Hargrave Military
12	Marcus Haislip	F	6-10	230	So.	4.4	1.8	Lewisburg, Tenn./Marshall Co.
14	Tony Harris	G	6-0	165	Sr.	14.6	2.2	Memphis, Tenn./East
22	Vincent Yarbrough	F	6-7	210	Jr.	14.8	6.9	Cleveland, Tenn./Cleveland
30	Zach Turner	F	6-7	230	So.	--	--	Charlotte, N.C./Christian
31	Terrence Woods	G	6-3	185	So.	3.4	1.0	Memphis, Tenn./Treadwell
32	Del Baker	G	6-5	200	Sr.	1.5	0.5	Cleveland, Tenn./Cleveland
33	Brandon Crump	C	6-10	210	Fr.	15.8	10.2	Klein, Texas/Klein
34	Andy Ikeakor	F	6-8	245	Fr.	11.1	6.1	Houston, Texas/Westbury Christian
35	Ron Slay	F	6-8	225	So.	9.7	4.4	Nashville, Tenn./Oak Hill Academy
42	Jon Higgins	G	6-3	190	So.	6.4	3.1	Shaker Heights, Ohio/Shaker Heights
44	Isiah Victor	F	6-9	220	Sr.	11.3	7.3	Hopkinsville, Ky./University Heights
55	Charles Hathaway	C	6-10	265	Sr.	2.1	2.3	Nashville, Tenn./Hillwood

PLAYERS RETURNING

4 Starters: Harris, Victor, Yarbrough, Higgins
7 Lettermen: Slay, Haislip, Baker, Woods, Walker, Hathaway, Grindstaff

PLAYERS LOST

1 Starter Lost: C.J. Black (9.3 ppg)
1 Letterman: Vegas Davis

NEWCOMERS

2 Newcomers: Crump, Ikeakor, Turner

UCLA

Nov. 10, 2000 • Coaches vs. Cancer • Madison Square Garden (19,826) • New York, N.Y.



STEVE LAVIN



EARL WATSON



JASON KAPONO

GENERAL INFORMATION

Location: Los Angeles, Calif.
Enrollment: 34,000
Colors: Blue & Gold
Founded: 1919
Nickname: Bruins
NCAA Division/Conference: Division I/Pacific 10
Arena (Capacity): Pauley Pavilion (12,800)

INSTITUTE PERSONNEL

Chancellor: Dr. Albert Carnesale (Copper Union '57)
Athletics Director: Peter T. Dalis (UCLA '59)
Athletic Department Phone: (310) 825-8699
Ticket Office Phone: (310) UCLA-WIN

MEDIA INFORMATION

SID Office Phone: (310) 206-6831
Basketball SID Contact: Bill Bennett
Home Phone: (310) 821-1507
E-mail: bbennett@athletics.ucla.edu
Web Page: www.uclabruins.com
SID Fax: (310) 825-8664
Press Row Phone: (310) 825-1899
Mailing Address: P.O. Box 24044, Los Angeles, CA 90024-0044

For the latest release, stats and box scores, log onto mediateamlink.com or uclabruins.com

COACHING STAFF

Head Coach: Steve Lavin (Chapman '88)
Overall Record: 91-38 (.705/4 years)
NCAA Appearances: 4
NIT Appearances: 0
School Record: 91-38 (.705/4 years)
NCAA Appearances: 4
NIT Appearances: 0
Office Phone: (310) 825-8699
Best Time to Call: Early afternoon
Assistant Coaches: Michael Holton (UCLA '83), Jim Saia (Chapman '87), Steve Spencer (Sonoma St. '85)

SERIES INFORMATION

Series Record: UK leads 5-2
Series Record in Lexington: UK leads 2-0
Series Record in Los Angeles: UK leads 1-0
Series Record at Neutral Sites: 2-2
First Meeting: Dec. 26, 1951 – UK 84, UCLA 53
Last Meeting: Nov. 28, 1998 – UK 66, UCLA 62
Current Series Streak: Won 2
Coach Lavin's Record vs. UK: 0-2

2000-01 ROSTER

NO	NAME	POS	HT	WT	CL	PPG	RPG	HOMETOWN/HS/JuCo
1	Jason Flowers	G	6-1	185	Sr.	--	--	Bellflower, Calif./UC Irvine
3	Billy Knight	G-F	6-5	210	Jr.	5.4	2.1	Los Angeles, Calif./Westchester
10	Ryan Walcott	G	6-2	175	Fr.	--	--	Phoenix, Ariz./Shadow Mountain
11	Todd Ramasar	G-F	6-5	204	Jr.	0.8	0.2	Corona, Calif./Riverside North
21	Ryan Bailey	G	6-2	207	Sr.	3.2	1.8	Los Angeles, Calif./Penn St.
22	Rico Hines	G	6-4	217	Sr.	3.4	2.1	Greenville, N.C./Hargrave Military Academy
23	Matt Barnes	F	6-7	230	Jr.	5.6	2.6	Citrus Heights, Calif./Del Campo
24	Jason Kapono	F	6-7	199	So.	16.0	4.4	Lakewood, Calif./Artesia
25	Earl Watson	G	6-1	190	Sr.	11.4	3.9	Kansas City, Kan./Washington
34	Ray Young	G	6-3	210	Jr.	5.8	2.4	Oakland, Calif./St. Joseph Notre Dame Academy
35	T.J. Cummings	F	6-9	205	Fr.	--	--	Homewood, Ill./Homewood-Flossmoor
50	Dan Gadzuric	C	6-11	248	Jr.	9.7	7.0	Den Haag, Holland/Gov. Dummer (MA) Academy
54	Josiah Johnson	F	6-8	200	Fr.	--	--	Los Angeles, Calif./Montclair Prep
--	Ryan Mollins	G	6-5	180	Fr.	--	--	Redondo Beach, Calif./Redondo Union

PLAYERS RETURNING

3 Starters: Kapono, Watson, Gadzuric
6 Lettermen: Young, Barnes, Knight, Bailey, Hines, Ramasar

PLAYERS LOST

2 Starters: Jerome Moiso (13.0 ppg), Sean Farnham (1.3 ppg)
1 Letterman: JaRon Rush

NEWCOMERS

5 Newcomers: Cummings, Johnson, Mollins, Walcott, Flowers

OPPONENTS

1999-2000 results

RECORD: 21-12 (10-8, t-4th Pacific 10)

FAIRFIELD	W	76-57
IONA	W	105-73
MORGAN ST.	W	100-39
GONZAGA	L	43-59
DEPAUL	W	76-58
Maine	W	83-62
Colorado St.	L	54-55
South Florida	W	*103-98
PEPPERDINE	W	68-66
PURDUE	W	55-53
Washington	L	62-63
Washington St.	W	86-64
Southern California	L	79-91
North Carolina	W	71-68
ARIZONA	L	61-76
ARIZONA ST.	W	83-77
Oregon St.	W	85-74
Oregon	L	58-73
STANFORD	L	63-78
CALIFORNIA	L	70-73
SOUTHERN CALIFORNIA	W	83-78
Syracuse	L	67-71
Arizona St.	L	75-104
Arizona	L	84-99
OREGON	W	75-69
OREGON ST.	W	69-59
California	W	83-62
Stanford	W	*94-93
WASHINGTON ST.	W	65-58
WASHINGTON	W	90-64
Ball St.	W	65-57
Maryland	W	105-70
Iowa St.	L	56-80

**Overtime*

2000-2001 schedule

Nov.1	TEAM CONCEPT (Exh.)
Nov. 9-10	Coaches vs. Cancer Classic (New York, N.Y.)
Nov. 9	vs. Kansas
Nov. 15	CALIFORNIA ALL-STARS (Exh.)
Nov. 21	CAL ST.-NORTHRIDGE
Nov. 29	UC-SANTA BARBARA
Dec. 2	vs. Georgia Tech (Wooden Classic)
Dec. 9	HAWAII
Dec. 16	UC-IRVINE
Dec. 23	NORTH CAROLINA
Dec. 30	at Purdue
Jan. 4	WASHINGTON
Jan. 6	WASHINGTON ST.
Jan. 11	SOUTHERN CALIFORNIA
Jan. 13	VILLANOVA
Jan. 18	at Arizona St.
Jan. 20	at Arizona
Jan. 25	OREGON ST.
Jan. 27	OREGON
Feb. 1	at California
Feb. 3	at Stanford
Feb. 8	at Southern California
Feb. 10	at DePaul
Feb. 15	ARIZONA
Feb. 17	ARIZONA ST.
Feb. 22	at Oregon
Feb. 24	at Oregon St.
Mar. 1	CALIFORNIA
Mar. 3	STANFORD
Mar. 8	at Washington St.
Mar. 10	at Washington

OPPONENTS

1999-2000 results

RECORD: 19-11 (8-8, 4th SEC East)

BELMONT	W	72-55
UT-MARTIN	W	87-64
EAST TENNESSEE ST.	W	70-55
Notre Dame	W	*87-85
HOFSTRA	W	74-46
WOFFORD	W	92-61
WESTERN KENTUCKY	W	101-77
STETSON	W	94-62
Florida St.	L	65-70
WILLIAM & MARY	W	81-60
FLORIDA	W	87-77
Kentucky	L	52-72
Tennessee	W	76-73
LSU	W	65-62
KENTUCKY	L	*73-81
South Carolina	W	61-60
Florida	L	63-89
Georgia	W	67-58
Boston College	W	76-58
MISSISSIPPI ST.	W	65-64
Alabama	L	63-77
AUBURN	L	80-86
TENNESSEE	W	85-72
Arkansas	L	63-78
Ole Miss	L	67-75
GEORGIA	W	101-89
SOUTH CAROLINA	L	72-71
Mississippi St.	W	76-53
Louisiana St.	L	60-71
WAKE FOREST	L	68-83

*Overtime

2000-2001 schedule

Nov. 7	CALIFORNIA ALL-STARS (Exh.)
Nov. 11	UPSTATE NEW YORK (Exh.)
Nov. 17-19	AMERICA'S YOUTH CLASSIC
Nov. 17	vs. South Carolina State
Nov. 18	vs. Western Carolina
Nov. 19	vs. St. Joseph's
Nov. 22	JAMES MADISON
Nov. 24	EAST TENNESSEE ST.
Nov. 28	at Western Kentucky
Dec. 2	NOTRE DAME
Dec. 5	BIRMINGHAM SOUTHERN
Dec. 9	FLORIDA ST.
Dec. 16	FURMAN
Dec. 21	WOFFORD
Dec. 30	at Boston College
Jan. 6	OLE MISS
Jan. 10	at LSU
Jan. 13	ARKANSAS
Jan. 17	at South Carolina
Jan. 20	at Florida
Jan. 24	GEORGIA
Jan. 27	at Kentucky
Jan. 31	ALABAMA
Feb. 3	at Tennessee
Feb. 7	BELMONT
Feb. 10	SOUTH CAROLINA
Feb. 14	at Georgia
Feb. 17	KENTUCKY
Feb. 21	at Mississippi St.
Feb. 24	TENNESSEE
Feb. 28	FLORIDA
Mar. 3	at Auburn
Mar. 8-11	at SEC Tournament

VANDERBILT

January 27, 2001 • Lexington, Ky. **February 17, 2001 • Nashville, Tenn.**



KEVIN STALLINGS | GREG LAPOINTE | ANTHONY WILLIAMS

GENERAL INFORMATION

Location: Nashville, Tenn.
Enrollment: 5,885
Colors: Black & Gold
Founded: 1873
Nickname: Commodores
NCAA Division/Conference: Division I/Southeastern
Arena (Capacity): Memorial Gym (14,100)

INSTITUTE PERSONNEL

Chancellor: E. Gordon Gee (Utah '68)
Athletic Director: Todd Turner (North Carolina '73)
Athletic Department Phone: (615) 322-4727
Ticket Office Phone: (615) 322-3544

MEDIA INFORMATION

SID Office Phone: (615) 322-4121
Basketball Contact: Brent Ross
Home Phone: (615) 662-2970
E-mail: brent.ross@vanderbilt.edu
Web Page: www.vucommodores.com
SID Fax: (615) 343-7064
Press Row Phone: (615) 320-0436
Mailing Address: P.O. Box 120158, Nashville, TN 37212-0158
Overnight Address: 2601 Jess Neely Dr., Nashville, TN 37212-0158
For the latest release, stats and box scores, log onto mediateamlink.com

COACHING STAFF

Head Coach: Kevin Stallings (Purdue '82)
Overall Record: 142-74 (.657, 7 years)
NCAA Appearances: 2
NIT Appearances: 3
School Record: 19-11 (.633, 1 year)
NCAA Appearances: 0
NIT Appearances: 1
Office Phone: (615) 322-6530
Best Time to Call: Late morning
Assistant Coaches: Tim Jankovich (Kansas State '82), Jeff Jackson (Cornell '84), Brad Frederick (North Carolina '99)

SERIES INFORMATION

Series Record: UK leads 120-35
Series Record in Lexington: UK leads 63-13
Series Record in Nashville: UK leads 51-19
Series Record at Neutral Sites: UK leads 6-3
First Meeting: Feb. 22, 1912 – UK 28, VU 17
Last Game: Jan. 22, 2000 – UK 81, VU 73 OT
Current Series Streak: Won 15

2000-01 ROSTER

NO	NAME	POS	HT	WT	CL	PPG	RPG	HOMETOWN/HS/JuCo
4	Darius Coulibaly	C	7-1	247	Jr.	2.2	2.3	Greensboro, N.C./Day
5	Brendan Plavich	G	6-2	203	Fr.	28.5	7.0	Dalton, Ga./Dalton
10	Sam Howard	G	6-3	193	Jr.	10.5	2.2	Nashville, Tenn./Goodpasture Christian
11	Russell Lakey	G	6-0	173	Fr.	23.1	4.7	Los Angeles, Calif./Howard-Westlake
12	Billy Richmond	G	6-6	186	Fr.	18.0	--	Memphis, Tenn./Hamilton
24	Scott Hundley	G	6-5	200	Fr.	22.9	10.9	Georgetown, Ky./Scott Co.
25	Chuck Moore	G	6-3	182	Jr.	--	--	Plymouth, Pa./Plymouth-Whitemarsh
32	Anthony Williams	F	6-7	245	Sr.	8.4	6.4	Waverly, Ala./Loachapoka
35	Matt Freije	F	6-9	210	Fr.	19.5	9.5	Shawnee Mission, Kan./West
42	Martin Schnedlitz	C	6-10	235	Fr.	--	--	Houston, Texas/Episcopal
44	Sam Lekwauwa	F	6-8	240	So.	5.1	2.9	Winston-Salem, N.C./Mt. Tabor
52	Greg LaPointe	F	6-10	260	Sr.	4.5	2.7	Mt. Pleasant, Mich./Mt. Pleasant

PLAYERS RETURNING

2 Starters: LaPointe, Williams
3 Lettermen: Howard, Lekwauwa, Coulibaly

PLAYERS LOST

3 Starters: Dan Langhi (22.1 ppg), James Strong (10.8 ppg), Atiba Prater (7.4 ppg)
1 Letterman: Rick Jones

NEWCOMERS

7 Newcomers: Moore, Freije, Hundley, Lakey, Plavich, Richmond, Schnedlitz

2000 REVIEW



1999-2000

First-team

All-Southeastern

Conference

performer Jamaal

Magloire became the

Wildcats' all-time leading

shot-blocker last season.

Wildcats, Co-League Champs, Shorthanded In Postseason

With only nine Wildcats eligible at the end of the season, the fifth-seeded Wildcats advanced to the second round of the NCAA Tournament before being eliminated by fourth-seeded Syracuse. The Cats' season ended in Cleveland with a 23-10 final record, but while the Cats fell short of another Final Four appearance, the roller-coaster season produced many accomplishments.

When Kentucky took the floor at home against Penn to open the 2000 season, it was a new, much younger breed of Wildcat. Gone from the squad were three seniors who had propelled UK to its 1998 NCAA Championship as well as three transfers who chose to continue their playing career elsewhere. In addition, UK signee John Stewart died tragically in a high school tournament game during his senior season and Marquis Estill failed to qualify for his freshman campaign leaving the Cats with 11 student-athletes on the opening-day roster.



Jamaal Magloire led the SEC with 15 double-doubles last season, en route to earning first-team All-SEC honors.

Nonetheless, UK bolted out of the gate, winning its first three games — including victories over ranked foes Utah and Maryland — to advance to the finals of the Preseason NIT. Tayshaun Prince led the Cats to the championship game with a 21-point, 9-rebound performance against the Terrapins. But his 18 points in the title contest against Arizona wasn't enough as the "western" Wildcats pulled out a 63-51 win to capture the title.

The loss sent the Cats into a tailspin. UK dropped four out of its next five games, losing to Dayton in Cincinnati, Indiana in Indianapolis and Maryland in a rematch in College Park. The loss to the Terrapins dropped UK to 4-4 on the season with home games against Louisville and Michigan State looming.

Before panic set in, the Cats clawed back, drilling the Cardinals 76-46 before tackling the fifth-ranked Spartans, 60-58. Against Louisville, freshman Keith Bogans earned his first start and finished with 12 points, but it was Prince who boosted the Cats from a one-point lead at halftime to the 30-point win with his 20-point, seven-rebound effort.

Meanwhile, the Cats' win over State was a confidence booster even though it came against an MSU squad missing an injured Mateen Cleaves. J.P. Blevins came up big against State, earning Player of the Game honors after hitting three three-pointers including one that gave the Cats their first lead in the second half, 50-49, en route to the win.

After Christmas, first-year transfer Nate Knight left the team and returned home to Utah. But the big victories had the Cats back on track. "Tubby's Ten" proceeded to win 13 of 14 games, the lone defeat coming at Auburn in the waning moments of regulation.

During the successful stretch, UK picked up wins over ranked opponents Vanderbilt and Tennessee to climb back into the AP Top 25 at No. 11. UK had fallen out of the poll for three weeks, ending a streak of 164 consecutive weeks in which the Wildcats had appeared in the rankings, the fifth longest streak on record.

Yet, two common denominators began to take shape during the stretch — the lineup and Jamaal Magloire.

Smith's lineup change came against Louisville when he inserted Bogans at shooting guard, moved Desmond Allison to small forward and placed Prince at power forward. Jules Camara,

who had started the first seven games, made the adjustment to a reserve role pay off in the second half of the season.

At the same time, Magloire went on a tear, recording 15 double-doubles during the season to lead the SEC. On three occasions, he recorded double-doubles in three consecutive games, the first Cat to accomplish three straight double-doubles in a season since Reggie Hanson in 1991.

During the SEC slate, Magloire played great, averaging a near double-double against league competiton — 14 points and 9.9 rebounds a game.

By mid-February, the Cats' schedule, ranked No. 1 in the nation by two independent RPIs, took a tougher turn. UK stumbled on the road, losing at Florida, LSU and Tennessee during a 15-day period. Absent from most of that action was Camara, who suffered a stress reaction in his foot during the home win over Tennessee on Feb. 1. The injury forced him to miss the South Carolina game and the game in Gainesville against the Gators. By the time he returned to action against LSU, his presence was minimized due to the Cats' 36.8 percent shooting from the field.

But again, showing their resilience, the Wildcats won their last three games of the season — including a convincing 85-70 victory over national runner-up Florida on UK's Senior Day — to capture a share of the Southeastern Conference Championship. A Florida win would have given the Gators the outright league crown, but the UK victory forged the league's first four-way tie. The win also extended Kentucky's home streak to 20 games, currently the nation's sixth longest home winning streak.



Tayshaun Prince led UK in scoring, averaging 13.3 points per game, and ranked second in rebounding, averaging 6.0 per game.

Kentucky embarked for Atlanta and the SEC Tournament. The Cats had never lost in the Georgia Dome and had won seven of the last eight league tournament championships, including three in a row.

At the hands of Arkansas, a team that had never beaten Kentucky in the SEC Tournament, the streaks halted as the Hogs eliminated the Cats in the quarterfinals of the SEC Tournament.

A week later, and without the services of a suspended Allison, UK carried a No. 5 seed into the NCAA Tournament in Cleveland. In the Midwest Region opener, Kentucky grabbed a thrilling 85-80 double-overtime victory over upset-minded St. Bonaventure.



Keith Bogans became the first UK freshman to score 25 points in a game since Rodrick Rhodes during the 1993 season.

Prince tallied a career-high 28 points in the victory including a clutch three-pointer near the end of regulation to force the first overtime. It was the second overtime win of the season for the Cats and kept Coach Smith's record in OT games at Kentucky a perfect 7-0.

Two days later, however, Bogans drove the lane in heavy traffic with time expiring but could not connect as Syracuse ousted the Wildcats in the second round, 52-50, UK's earliest exit from NCAA Tournament play since 1994.

Overall, UK tallied its 45th 20-win season en route to capturing its 40th SEC crown while earning victories over national champion Michigan State and runner-up Florida. Not bad for a team that began the season with a 4-4 record, played the nation's toughest schedule, shot the worst UK field goal percentage in 37 years and set a school-record low 29.2 percent accuracy from 3-point range.

Said Smith, "It's been a good run for us. We had to overcome a lot of adversity this year but I am proud of this team and I told them to hold their heads high."

ALL GAMES

RECORD:	OVERALL	HOME	AWAY	NEUTRAL
ALL GAMES	23-10	14-0	5-5	4-5
CONFERENCE	12-4	8-0	4-4	0-0
NON-CONFERENCE	11-6	6-0	1-1	4-5

										REBOUNDS								
##	Player	GP-GS	Min-Avg	FG-FGA	Pct	3FG-FGA	Pct	FT-FTA	Pct	Off-Def	Tot-Avg	PF-FO	A	TO	Blk	Stl	Pts	Avg
21	Tayshaun Prince	32-32	1087-34.0	153-362	.423	46-150	.307	74-105	.705	65-127	192-6.0	54-1	58	64	41	27	426	13.3
42	Jamaal Magloire	33-33	978-29.6	148-296	.500	0-0	.000	139-203	.685	116-184	300-9.1	91-0	18	95	57	17	435	13.2
10	Keith Bogans	33-23	917-27.8	138-339	.407	48-164	.293	87-135	.644	42-77	119-3.6	57-0	57	80	1	47	411	12.5
32	Desmond Allison	31-29	801-25.8	79-187	.422	31-93	.333	53-68	.779	36-81	117-3.8	75-0	73	44	6	25	242	7.8
40	Jules Camara	31-11	631-20.4	91-189	.481	2-12	.167	38-56	.679	68-76	144-4.6	53-1	28	51	50	14	222	7.2
11	Saul Smith	33-32	956-29.0	65-193	.337	31-115	.270	56-75	.747	11-80	91-2.8	90-6	115	83	4	39	217	6.6
24	Marvin Stone	33-1	456-13.8	60-122	.492	0-0	.000	31-46	.674	53-73	126-3.8	54-2	13	33	22	11	151	4.6
3	J.P. Blevins	33-2	543-16.5	45-116	.388	29-81	.358	19-25	.760	7-34	41-1.2	29-0	42	24	0	15	138	4.2
5	Nate Knight	9-1	79-8.8	6-16	.375	0-0	.000	3-11	.273	13-7	20-2.2	10-0	3	5	4	3	15	1.7
12	Todd Tackett	26-0	169-6.5	8-41	.195	1-22	.045	5-9	.556	5-6	11-0.4	16-0	12	11	0	3	22	0.8
4	Steve Masiello	14-1	58-4.1	0-12	.000	0-6	.000	1-2	.500	0-2	2-0.1	8-0	8	6	0	0	1	0.1
	TEAM									59-78	137-4.2	0		6				
	Total	33	6675	793-1873	.423	188-643	.292	506-735	.688	475-825	1300-39.4	537-10	427	502	185	201	2280	69.1
	Opponents	33	6675	757-1941	.390	224-688	.326	336-520	.646	435-700	1135-34.4	647-21	352	482	66	227	2074	62.8

Score by Periods	1st	2nd	OT	OT2	Total
Kentucky	1078	1166	27	9	2280
Opponents	993	1058	19	4	2074

Deadball Rebounds	Total
Kentucky	132
Opponents	111

SOUTHEASTERN CONFERENCE GAMES ONLY

										REBOUNDS								
##	Player	GP-GS	Min-Avg	FG-FGA	Pct	3FG-FGA	Pct	FT-FTA	Pct	Off-Def	Tot-Avg	PF-FO	A	TO	Blk	Stl	Pts	Avg
42	Jamaal Magloire	16-16	484-30.2	80-148	.541	0-0	.000	70-101	.693	60-99	159-9.9	44-0	9	44	26	11	230	14.4
10	Keith Bogans	16-14	464-29.0	74-187	.396	30-103	.291	41-63	.651	23-37	60-3.8	33-0	30	38	0	26	219	13.7
21	Tayshaun Prince	15-15	507-33.8	69-166	.416	19-70	.271	25-38	.658	29-56	85-5.7	27-1	35	28	14	13	182	12.1
32	Desmond Allison	16-14	440-27.5	44-108	.407	18-56	.321	36-46	.783	23-47	70-4.4	36-0	37	22	4	13	142	8.9
40	Jules Camara	14-2	277-19.8	45-85	.529	0-3	.000	14-22	.636	39-38	77-5.5	27-0	12	21	27	3	104	7.4
11	Saul Smith	16-16	476-29.8	29-95	.305	18-64	.281	29-42	.690	8-44	52-3.2	45-2	61	32	1	12	105	6.6
3	J.P. Blevins	16-1	264-16.5	23-54	.426	15-40	.375	11-15	.733	5-14	19-1.2	16-0	24	11	0	8	72	4.5
24	Marvin Stone	16-1	199-12.4	27-57	.474	0-0	.000	14-21	.667	19-24	43-2.7	28-2	3	15	9	1	68	4.2
12	Todd Tackett	13-0	86-6.6	4-20	.200	1-11	.091	5-8	.625	1-3	4-0.3	11-0	7	3	0	2	14	1.1
4	Steve Masiello	8-1	28-3.5	0-4	.000	0-2	.000	1-2	.500	0-0	0-0.0	4-0	2	1	0	0	1	0.1
	TEAM									20-34	54-3.4	0		4				
	Total	16	3225	395-924	.427	101-349	.289	246-358	.687	227-396	623-38.9	271-5	220	219	81	89	1137	71.1
	Opponents	16	3225	376-954	.394	117-339	.345	177-271	.653	216-340	556-34.8	313-10	181	222	27	99	1046	65.4

Score by Periods	1st	2nd	OT	Total
Kentucky	541	582	14	1137
Opponents	500	540	6	1046

Deadball Rebounds	Total
Kentucky	71
Opponents	63

NCAA TOURNAMENT GAMES ONLY

										REBOUNDS								
##	Player	GP-GS	Min-Avg	FG-FGA	Pct	3FG-FGA	Pct	FT-FTA	Pct	Off-Def	Tot-Avg	PF-FO	A	TO	Blk	Stl	Pts	Avg
21	Tayshaun Prince	2-2	81-40.5	12-24	.500	7-12	.583	7-9	.778	4-10	14-7.0	4-0	3	5	3	2	38	19.0
10	Keith Bogans	2-2	80-40.0	9-22	.409	2-10	.200	11-18	.611	1-9	10-5.0	1-0	7	5	0	2	31	15.5
42	Jamaal Magloire	2-2	81-40.5	9-18	.500	0-0	.000	5-8	.625	4-14	18-9.0	5-0	0	11	3	2	23	11.5
40	Jules Camara	2-2	69-34.5	7-14	.500	0-0	.000	5-8	.625	4-8	12-6.0	7-1	8	3	6	2	19	9.5
11	Saul Smith	2-2	71-35.5	4-13	.308	1-8	.125	1-2	.500	1-5	6-3.0	8-1	10	11	0	3	10	5.0
3	J.P. Blevins	2-0	38-19.0	4-8	.500	2-6	.333	0-0	.000	0-1	1-0.5	0-0	3	4	0	0	10	5.0
24	Marvin Stone	2-0	30-15.0	2-4	.500	0-0	.000	0-0	.000	5-4	9-4.5	2-0	0	0	1	0	4	2.0
	TEAM									4-5	9-4.5	0		0				
	Total	2	450	47-103	.456	12-36	.333	29-45	.644	23-56	79-39.5	27-2	31	39	13	11	135	67.5
	Opponents	2	450	49-140	.350	13-53	.245	21-32	.656	40-42	82-41.0	40-3	21	25	7	17	132	66.0

Score by Periods	1st	2nd	OT	OT2	Total
Kentucky	59	54	13	9	135
Opponents	51	64	13	4	132

Deadball Rebounds	Total
Kentucky	8
Opponents	5

2000 NCAA BASKETBALL CHAMPIONSHIP RESULTS





DON'T BET ON IT

ARE YOU INVOLVED WITH SPORTS BETTING? DO YOU INTERACT WITH A STUDENT BOOKIE? IF SO YOU RISK:

- Loss of NCAA Eligibility
- Banishment from Professional Sports
- Humiliating Media Coverage
- Public Embarrassment to You, Your Teammates and Family
- Pressure by Bookies and Organized Crime to Shave Points/ Throw Games
- Expulsion from School
- Opportunity for Future Employment
- Violation of Local, State and Federal Laws

For More Information, Contact Bill Saum
913/339-1906 – bsaum@ncaa.org

NCAA

1999-00 GAME-BY-GAME RESULTS

Co-Southeastern Conference Champions

Overall 23-10 • Home 14-0 • Away 5-5 • Neutral 4-5

Date	Opponent	W/L	Score	Attendance	High Scorer	High Rebounder
Nov. 16-26	Preseason NIT					
Nov. 17	PENNSYLVANIA (ESPN)	W	67-50	21451	Marvin Stone (12)	Jamaal Magloire (9)
Nov. 19	UTAH (ESPN)	W	56-48	22833	Jamaal Magloire (15)	Tayshaun Prince (7)
Nov. 24	vs. Maryland (ESPN) – N1	W	61-58	10762	Tayshaun Prince (21)	Marvin Stone (13)
Nov. 26	vs. Arizona (ESPN) – N1	L	51-63	12560	Tayshaun Prince (18)	Jamaal Magloire (8)
Nov. 29	vs. Dayton (espn2) – N2	L	66-68	17232	Jules Camara (12)	Jamaal Magloire (7)/Marvin Stone (7)
Dec. 4	vs. Indiana (CBS) – N3	L	75-83	37056	Tayshaun Prince (17)	Jamaal Magloire (8)/Jules Camara (8)
Dec. 7	UNC ASHEVILLE (UKTV-L)	W	86-41	21378	Desmond Allison (15)	Marvin Stone (10)
Dec. 11	at Maryland (ESPN)	L	66-72	14500	Saul Smith (15)	Jamaal Magloire (16)
Dec. 18	LOUISVILLE (CBS)	W	76-46	23491	Tayshaun Prince (20)	Jamaal Magloire (10)
Dec. 23	MICHIGAN STATE (ESPN)	W	60-58	23318	Jamaal Magloire (18)	Jamaal Magloire (11)
Dec. 27	AK-ANCHORAGE (UKTV-L)	W	62-42	19872	Magloire, Stone, Prince (10)	Marvin Stone (7)
Dec. 30	vs. Missouri (FSN) – N4	W	70-53	12341	Jamaal Magloire (21)	Jamaal Magloire (13)
Jan. 5	vs. Georgia Tech (ESPN) – N5	W	80-71	18566	Tayshaun Prince (21)	Tayshaun Prince (10)
Jan. 8	VANDERBILT (FSS)	W	72-52	23274	Tayshaun Prince (17)	Jamaal Magloire (10)
Jan. 11	at Auburn (ESPN)	L	63-66	10500	Jamaal Magloire (16)	Jules Camara (7)
Jan. 15	at South Carolina (FSS)	W	64-48	11108	Jamaal Magloire (15)	Jules Camara (10)
Jan. 19	OLE MISS (UKTV-D)	W	74-69	21085	Jamaal Magloire (19)	Jamaal Magloire (14)
Jan. 22	at Vanderbilt (JP)	W-OT	81-73	14168	Desmond Allison (23) Jamaal Magloire (23)	Jamaal Magloire (15)
Jan. 26	at Georgia (JP)	W	75-69	10137	Jamaal Magloire (19)	Jamaal Magloire (10)
Jan. 29	at Miami, Fla. (CBS)	W	60-57	9276	Keith Bogans (16)	Jamaal Magloire (7)
Feb. 1	TENNESSEE (ESPN)	W	81-68	23444	Keith Bogans (25)	Saul Smith (6)/Tayshaun Prince (6)
Feb. 5	SOUTH CAROLINA (JP)	W	76-63	23109	Jamaal Magloire (23)	Jamaal Magloire (11)
Feb. 8	at Florida (espn2)	L	73-90	11818	Keith Bogans (24)	Desmond Allison (8)/Jamaal Magloire (8)
Feb. 13	at LSU (JP)	L	57-70	13042	Saul Smith (15)	Jamaal Magloire (10)
Feb. 16	ALABAMA (JP)	W	66-54	22137	Jamaal Magloire (16)	Jamaal Magloire (9)
Feb. 19	GEORGIA (JP)	W	70-64	22651	J.P. Blevins (14)	Jamaal Magloire (13)
Feb. 23	at Tennessee (JP)	L	67-74	22449	Desmond Allison (15)	Jamaal Magloire (15)
Feb. 26	ARKANSAS (CBS)	W	60-55	22308	Keith Bogans (22)	Jamaal Magloire (12)
Feb. 29	at Mississippi State (ESPN)	W	73-61	5748	Jamaal Magloire (16) Tayshaun Prince (16)	Jamaal Magloire (9)
March 4	FLORIDA (CBS)	W	85-70	23916	Tayshaun Prince (19)	Jamaal Magloire (13)
March 9-12	SEC Tournament					
March 10	vs. Arkansas (JP) — N6	L	72-86	24447	Keith Bogans (25)	Jamaal Magloire (13)
March 16-18	NCAA Midwest Region Tournament					
March 16	vs. St. Bonaventure (CBS) — N7	W-2OT	85-80	13374	Tayshaun Prince (28)	Jamaal Magloire (9)
March 18	vs. Syracuse (CBS) — N7	L	50-52	13374	Keith Bogans (12) Jamaal Magloire (12)	Jamaal Magloire (9)

N1 - Madison Square Garden, New York, N.Y.
N2 - Firstar Center, Cincinnati, Ohio
N3 – RCA Dome, Indianapolis, Ind.
N4 - Sugar Bowl Basketball Classic - New Orleans (La.) Arena
N5 - Freedom Hall, Louisville, Ky.
N6 – Georgia Dome, Atlanta, Ga.
N7 - CSU Center, Cleveland, Ohio.

ATTENDANCE

SITE	GAMES	TOTAL	AVG/GAME
Home	14	314,267	22,448
Away	10	122,746	12,275
Neutral	9	159,712	17,746
Total	33	596,725	18,083

UK IN THE WEEKLY POLLS

DATE	AP/USA
Preseason	14/12
Nov. 15	14/NA
Nov. 22	11/10
Nov. 29	13/12
Dec. 6	23/22
Dec. 13	--/--

DATE	AP/USA
Dec. 20	--/--
Dec. 27	--/25
Jan. 3	25/24
Jan. 10	20/23
Jan. 17	18/18
Jan. 24	16/18
Jan 31	14/t17

DATE	AP/USA
Feb. 7	11/14
Feb. 14	19/6
Feb. 21	18/16
Feb. 28	22/18
Mar. 6	16/16
Mar. 13	19/20
Apr. 4	NA/22

Game	Date	W/L	FG-FGA	Pct	3FG-FGA	Pct	FT-FTA	Pct	REBOUNDS Off-Def	Tot	PF	A	TO	Blk	Stl	Pts
KENTUCKY	11/17/99	W	24-59	.407	6-20	.300	13-16	.812	11-32	43	16	12	15	6	7	67
PENNSYLVANIA			18-58	.310	7-26	.269	7-16	.438	13-24	37	16	5	17	1	2	50
KENTUCKY	11/19/99	W	22-51	.431	1-10	.100	11-21	.524	11-20	31	10	11	7	5	7	56
UTAH			18-44	.409	6-20	.300	6-7	.857	7-23	30	17	10	18	1	4	48
Kentucky	11/24/99	W	21-59	.356	4-15	.267	15-27	.556	21-21	42	14	13	18	5	10	61
vs Maryland (New York)			24-62	.387	5-18	.278	5-9	.556	19-26	45	22	14	20	3	9	58
Kentucky	11/26/99	L	21-59	.356	6-23	.261	3-8	.375	9-28	37	21	10	21	8	6	51
vs Arizona (New York)			23-58	.397	4-11	.364	13-20	.650	12-31	43	15	11	17	2	15	63
Kentucky	11/29/99	L	20-47	.426	2-13	.154	24-29	.828	12-21	33	19	8	20	6	7	66
vs Dayton (Cincinnati)			25-54	.463	7-21	.333	11-20	.550	12-19	31	22	11	16	0	8	68
Kentucky	12/4/99	L	22-55	.400	6-23	.261	25-33	.758	17-23	40	25	12	18	6	5	75
vs Indiana (Indianapolis)			29-53	.547	6-11	.545	19-28	.679	6-20	26	26	17	12	4	9	83
KENTUCKY	12/7/99	W	31-68	.456	5-18	.278	19-22	.864	19-24	43	14	16	15	9	14	86
UNC ASHEVILLE			15-44	.341	2-8	.250	9-13	.692	8-20	28	18	6	29	1	7	41
Kentucky	12/11/99	L	20-52	.385	6-21	.286	20-31	.645	15-25	40	17	12	20	5	6	66
at Maryland			27-60	.450	6-17	.353	12-18	.667	11-20	31	23	21	15	4	12	72
KENTUCKY	12/18/99	W	31-52	.596	7-14	.500	7-12	.583	11-30	41	14	14	16	9	9	76
LOUISVILLE		W	17-57	.298	5-22	.227	7-8	.875	11-13	24	14	4	15	1	4	46
KENTUCKY	12/23/99	W	18-47	.383	7-14	.500	17-21	.810	12-16	28	15	7	15	2	5	60
MICHIGAN ST.			23-52	.442	7-15	.467	5-9	.556	16-18	34	22	10	16	0	5	58
KENTUCKY	12/27/99	W	25-67	.373	1-17	.059	11-17	.647	17-27	44	10	9	14	9	11	62
ALASKA-ANCHORAGE			15-59	.254	8-29	.276	4-8	.500	18-28	46	18	4	24	2	5	42
KENTUCKY	12/30/99	W	24-50	.480	3-10	.300	19-25	.760	11-33	44	15	13	17	8	5	70
vs Missouri		W	18-58	.310	7-26	.269	10-16	.625	9-17	26	21	6	9	0	7	53
Kentucky	01/05/00	W	30-73	.411	8-21	.381	12-19	.632	20-29	49	10	16	7	4	4	80
vs Georgia Tech (Louisville)			28-66	.424	12-34	.353	3-3	1.000	9-25	34	14	12	12	3	2	71
KENTUCKY	1/8/00	W	23-54	.426	6-17	.353	20-28	.714	7-25	32	18	15	16	5	9	72
VANDERBILT			18-48	.375	9-24	.375	7-14	.500	9-25	34	24	12	29	0	3	52
Kentucky	1/11/00	L	23-61	.377	2-18	.111	15-16	.938	16-21	37	16	10	12	5	6	63
at Auburn			29-61	.475	5-13	.385	3-10	.300	14-20	34	15	14	13	2	7	66
Kentucky	1/15/00	W	25-49	.510	3-16	.188	11-12	.917	9-26	35	19	16	19	4	10	64
at South Carolina			13-48	.271	7-20	.350	15-25	.600	11-15	26	15	8	17	2	11	48
KENTUCKY	1/19/00	W	24-59	.407	3-17	.176	23-39	.590	18-27	45	14	11	9	4	4	74
OLE MISS			28-66	.424	8-19	.421	5-11	.455	14-21	35	25	8	10	3	2	69
Kentucky	1/22/00	W*	27-57	.474	12-27	.444	15-21	.714	13-29	42	16	18	17	9	3	81
at Vanderbilt			27-70	.386	5-27	.185	14-18	.778	13-18	31	18	11	6	0	10	73
Kentucky	1/26/00	W	28-57	.491	6-20	.300	13-19	.684	9-26	35	17	11	12	5	9	75
at Georgia			26-61	.426	6-21	.286	11-17	.647	13-23	36	19	14	13	1	5	69
Kentucky	1/29/00	W	21-53	.396	6-17	.353	12-21	.571	20-20	40	14	11	14	5	4	60
at Miami, Fla.			21-54	.389	4-12	.333	11-13	.846	14-17	31	21	10	9	7	9	57
KENTUCKY	2/1/00	W	23-52	.442	10-21	.476	25-37	.676	13-27	40	17	13	13	6	5	81
TENNESSEE			24-59	.407	10-27	.370	10-14	.714	10-23	33	26	10	14	2	3	68
KENTUCKY	2/5/00	W	26-53	.491	8-25	.320	16-18	.889	9-24	33	10	17	14	4	7	76
SOUTH CAROLINA			24-63	.381	11-32	.344	4-7	.571	14-14	28	16	18	14	1	9	63
Kentucky	2/8/00	L	25-60	.417	5-19	.263	18-31	.581	14-22	36	24	9	13	4	4	73
at Florida			32-64	.500	8-17	.471	18-29	.621	19-30	49	25	19	14	4	7	90
Kentucky	2/13/00	L	21-57	.368	6-19	.316	9-15	.600	14-26	40	20	12	23	2	10	57
at Louisiana State			24-61	.393	5-16	.312	17-26	.654	15-23	38	16	14	17	1	17	70
KENTUCKY	2/16/00	W	29-71	.408	2-23	.087	6-8	.750	16-25	41	13	16	6	10	6	66
ALABAMA			19-59	.322	11-24	.458	5-10	.500	15-25	40	13	7	15	2	2	54
KENTUCKY	2/19/00	W	22-58	.379	11-29	.379	15-20	.750	21-17	38	16	18	13	3	3	70
GEORGIA			22-54	.407	7-17	.412	13-19	.684	15-17	32	17	9	13	0	2	64
Kentucky	2/23/00	L	26-72	.361	9-25	.360	6-13	.462	22-25	47	25	11	16	6	5	67
at Tennessee			21-54	.389	7-19	.368	25-32	.781	11-28	39	18	13	13	6	10	74
KENTUCKY	2/26/00	W	19-54	.352	4-25	.160	18-32	.562	21-24	45	10	10	10	2	2	60
ARKANSAS			21-53	.396	9-23	.391	4-7	.571	6-22	28	24	9	10	2	1	55
Kentucky	2/29/00	W	27-59	.458	5-27	.185	14-17	.824	13-27	40	16	16	11	5	5	73
at Mississippi State			24-66	.364	5-21	.238	8-9	.889	16-21	37	18	10	13	1	6	61
KENTUCKY	3/4/00	W	27-51	.529	9-21	.429	22-32	.688	12-25	37	20	17	15	7	1	85
FLORIDA			24-67	.358	4-19	.211	18-23	.783	21-15	36	24	5	11	0	4	70
Kentucky	3/10/00	L	21-54	.389	7-22	.318	23-30	.767	19-24	43	25	12	27	4	1	72
vs Arkansas (SEC)			31-68	.456	8-26	.308	16-29	.552	14-17	31	25	9	6	3	13	86
Kentucky	3/16/00	W**	28-56	.500	6-21	.286	23-35	.657	11-35	46	18	16	18	7	5	85
vs St. Bonaventure (NCAA)			29-77	.377	9-32	.281	13-22	.591	19-23	42	26	15	12	3	9	80
Kentucky	3/18/00	L	19-47	.404	6-15	.400	6-10	.600	12-21	33	9	15	21	6	6	50
vs Syracuse (NCAA)			20-63	.317	4-21	.190	8-10	.800	21-19	40	14	6	13	4	8	52
Kentucky			793-1873	.423	188-643	.292	506-735	.688	475-825	1300	537	427	502	185	201	2280
Opponents			757-1941	.390	224-688	.326	336-520	.646	435-700	1135	647	352	482	66	227	2074

*Overtimes

SEASON HIGHS & LOWS

CATEGORY		KENTUCKY	OPPONENT
1st Half Points	High	43 Twice	45 by Indiana
	Low	18 vs. LSU	16 by UNCA
2nd Half Points	High	50 vs. Arkansas (SEC)	50 by Arkansas (SEC)
	Low	21 vs. Maryland (G1)	12 by Louisville
Total Points	High	86 vs. UNCA	90 by Florida
	Low	50 vs. Syracuse	42 by Alaska
FG Made	High	31 Twice	32 by Florida (G1)
	Low	18 vs. Mich. State	13 by S. Carolina (G1)
FG Attempts	High	73 vs. Ga. Tech	77 by St. Bonaventure
	Low	47 Three times	44 Twice
FG Percentage	High	59.6 vs. Louisville	54.7 by Indiana
	Low	35.2 vs. Arkansas	25.4 by Alaska
3FG Made	High	12 vs. Vandy (G2)	12 by Ga. Tech
	Low	1 Twice	2 by UNCA
3FG Attempts	High	29 vs. Georgia (G2)	34 by Ga. Tech
	Low	10 Twice	8 by UNCA
3FG Percentage	High	50.0 Twice	54.5 by Indiana
(min. 8)	Low	5.9 vs. Alaska	18.5 by Vandy (G2)
FT Made	High	25 Twice	25 by Tennessee (G2)
	Low	3 vs. Arizona	3 Twice
FT Attempts	High	39 vs. Ole Miss	32 by Tennessee (G2)
	Low	8 Twice	3 by Ga. Tech
FT Percentage	High	93.8 vs. Auburn	100.0 by Ga. Tech (3-3)
	Low	37.5 vs. Arizona	30.0 by Auburn
Off. Rebounds	High	22 vs. Tennessee (G2)	21 Twice
	Low	7 vs. Vandy (G1)	6 Twice
Def. Rebounds	High	35 vs. St. Bonaventure	31 by Arizona
	Low	17 vs. Georgia (G2)	13 by Louisville
Rebounds	High	49 vs. Ga. Tech	49 by Florida (G1)
	Low	28 vs. Mich. State	24 by Louisville
Assists	High	18 Twice	21 by Maryland (G2)
	Low	7 vs. Mich. State	4 by Louisville
Turnovers	High	27 vs. Arkansas (SEC)	29 Twice
	Low	6 vs. Alabama	6 Twice
Blocked Shots	High	9 Three times	7 by Miami
	Low	2 Three times	0 Six times
Steals	High	11 vs. Alaska	17 by LSU
	Low	1 vs. Arkansas (SEC)	2 Five times
Fouls	High	25 Three times	27 by Tennessee (G1)
	Low	9 vs. Syracuse	13 by Alabama

G1- Game One; G2 - Game Two; SEC — SEC Tournament

BEST INDIVIDUAL PERFORMANCES

Points		
28	Tayshaun Prince vs. St. Bonaventure	3/16/00
Field Goals		
9	Keith Bogans vs. South Carolina (G2), Florida (G1)	
Field Goal Attempts		
20	Keith Bogans vs. Florida	2/9/00
Field Goal Percentage (5 made min.)		
100.0	Desmond Allison (5-5) vs. UNC Asheville	12/7/99
Three-Point FG		
6	Desmond Allison vs. Vanderbilt	1/22/00
Three-Point FG Attempts		
10	Saul Smith vs. Maryland	12/11/99
10	Keith Bogans vs. Georgia	2/19/00
3FG Percentage (3 made min.)		
100.0	Desmond Allison (3-3) vs. UNC Asheville	12/7/99
Free Throws		
11	Jamaal Magloire vs. South Carolina	2/5/00
Free Throw Attempts		
13	Jamaal Magloire vs. Indiana	12/4/99
13	Keith Bogans vs. St. Bonaventure	3/16/00
Free Throw Percentage (8 made min.)		
100.0	Jamaal Magloire (11-11) vs. South Carolina	2/5/00
Rebounds		
16	Jamaal Magloire vs. Maryland	12/11/99
Assists		
8	Saul Smith vs. St. Bonaventure	3/16/00
Steals		
4	Saul Smith vs. Utah, Alaska	
4	Desmond Allison vs. Penn	11/17/99
4	Keith Bogans vs. Alaska	12/27/99
Blocks		
5	Tayshaun Prince vs. Louisville	12/18/99

G1- Game One; G2 - Game Two

1999-00 TRENDS

19-1	When leading at halftime	18-7	When UK outrebounds opponent
1-1	When tied at halftime	5-3	When opponent outrebounds UK
3-8	When trailing at halftime	0-0	When rebounds are the same
19-4	When UK scores first	13-7	When playing on national TV
4-6	When opponent scores first	7-3	When playing on regional TV
22-1	When leading with 5 minutes to play	9-4	When playing on the weekend
1-8	When trailing with 5 minutes to play	14-6	When playing on a weekday
0-1	When score tied with 5 minutes to play	0-1	When starting after 10 p.m. ET
21-0	When leading with 2 minutes to play	3-4	When starting after 9 p.m. ET
1-9	When trailing with 2 minutes to play	10-2	When game starts between 7-9 p.m.
1-1	When score tied with 2 minutes to play	10-3	With an afternoon start
3-3	In games decided by three points or less	2-0	In overtime games
8-3	In games decided by 4-10 points	3-2	In November
0-0	When UK shoots 60% or better FG	5-2	In December
4-0	When UK shoots 50% or better FG	7-1	In January
19-10	When UK shoots less than 50% FG	6-3	In February
5-6	When UK shoots less than 40% FG	2-2	In March
6-4	When UK makes more 3FG	18-3	In home white uniforms
13-4	When opponent makes more 3FG	5-7	In away blue uniforms
4-2	When 3FG made are the same		

WILDCATS VS. CONFERENCES

1-1	vs. Atlantic 10
2-1	vs. Atlantic Coast
1-0	vs. Big 12
1-1	vs. Big East
1-0	vs. Big South
1-1	vs. Big Ten
1-0	vs. Conference USA
1-0	vs. Ivy
1-0	vs. Mountain West
0-1	vs. Pac-10
1-0	vs. Pacific West
12-5	vs. SEC

RECORD VS. LINEUP

4-3	Prince, Camara, Magloire, Smith, Allison
0-1	Prince, Knight, Magloire, Smith, Allison
15-4	Prince, Allison, Magloire, Smith, Bogans
1-0	Prince, Allison, Magloire, Blevins, Bogans
1-0	Camara, Stone, Magloire, Blevins, Smith
1-2	Camara, Prince, Magloire, Smith, Bogans
1-0	Prince, Allison, Magloire, Smith, Masiello



J.P. BLEVINS
Student-Athlete Award
Three-Point Award
Top Free Throw Shooter
Most Improved



JAMAAL MAGLOIRE
Leadership
Best Defensive Player
Mr. Deflection
Best Rebounder
Best Field Goal Percentage
Best Individual Workout



SAUL SMITH
Best Playmaker
Most Charges
Mr. Hustle
Best Individual Player



STEVE MASIELLO
Leadership
Mr. Positive



TAYSHAUN PRINCE
Most Outstanding Player



MARVIN STONE
Most Courageous



KEITH BOGANS
Freshman Leadership



JULES CAMARA
Most Improved Player



DESMOND ALLISON G • 6-5 • 214 • So. • Tampa, Fla. (Robinson)

This defensive stopper scored in double figures 11 times his sophomore season including a career-high 23 points vs. Vanderbilt… Started 42 consecutive games before one miss during his sophomore season… In 2000, finished fourth on the team in scoring and second in assists… Was charged with DUI and suspended from the team prior to the NCAA Tournament.

CAREER HIGHS

		Opponent	Date			Opponent	Date			Opponent	Date			Opponent	Date
Points	23	Vanderbilt	1/22/00	3FG Made	6	Vanderbilt	1/22/00	FT Atts	9	Florida	2/8/00	Turnovers	5	Florida	3/5/00
FG Made	7	Vanderbilt	1/22/00	3FG Atts	9	Vanderbilt	1/22/00	Rebounds	8	Florida	2/8/00	Blocks	2	N. Mexico St.	3/12/99
FG Atts	10	Four times		FT Made	6	Florida	2/8/00	Assists	6	Arkansas	2/20/99	Steals	4	Twice	
												Minutes	37	Florida	2/8/00

CAREER STATS

Year	G-S	Min.-Avg.	FG-A/Pct.	3FG-A/Pct.	FT-A/Pct.	Reb.-Avg.	PF	AT	TO	BS	St	TP-Avg.
98-99	36-17	553-15.4	64-128/.500	21-54/.389	21-32/.656	72-2.0	49-0	45	30	12	20	170-4.7
99-00	31-29	801-25.8	79-187/.422	31-93/.333	53-68/.779	117-3.8	75-0	73	44	6	25	242-7.8
Totals	67-46	1354-20.2	143-315/.454	52-147/.354	74-100/.740	189-2.8	124-0	118	74	18	45	412-6.1



JAMAAL MAGLOIRE C • 6-10 • 260 • Sr. • Toronto, Ontario (Eastern Commerce)

Completed his four-year career as a first-team All-SEC performer in 2000… Finished 47th at UK in scoring with more than 1,000 points, second in games played, first in blocked shots and fifth all-time in the SEC in blocks... Had 15 double-doubles as a senior and collected three SEC Player of the Week awards, a first by a Wildcat… UK was 121-28 during his tenure, winning one NCAA title, two SEC crowns and three SEC Tourneys.

CAREER HIGHS

		Opponent	Date			Opponent	Date			Opponent	Date			Opponent	Date
Points	23	Twice		3FG Made	0			FT Atts	13	Indiana	12/4/99	Turnovers	7	Syracuse	3/18/00
FG Made	8	Twice		3FG Atts	0			Rebounds	17	Missouri	11/26/97	Blocks	6	Five times	
FG Atts	13	Four times		FT Made	11	S. Carolina	2/5/00	Assists	3	Twice		Steals	3	Three times	
												Minutes	43	St. Bon.	3/16/00

CAREER STATS

Year	G-S	Min.-Avg.	FG-A/Pct.	3FG-A/Pct.	FT-A/Pct.	Reb.-Avg.	PF	AT	TO	BS	St	TP-Avg.
96-97	40-22	626-15.7	75-153/.490	0-0/.000	45-82/.549	177-4.4	120-5	15	64	79	25	195-4.9
97-98	38-12	567-14.9	77-158/.487	0-0/.000	43-64/.672	161-4.2	99-0	11	46	66	10	197-5.2
98-99	34-6	668-19.6	94-177/.531	0-0/.000	49-85/.576	151-4.4	79-1	18	42	66	16	237-7.0
99-00	33-33	978-29.6	148-296/.500	0-0/.000	139-203/.685	300-9.1	91-0	18	95	57	17	435-13.2
Totals	145-73	2839-19.6	394-784/.503	0-0/.000	276-434/.636	789-5.4	389-0	62	247	268	68	1064-7.3



STEVE MASIELLO G • 6-1 • 170 • Sr. • White Plains, N.Y. (The Harvey School)

The walk-on lettered all four years, earning a scholarship his senior season… Saw action in 69 games during his career including the 1997 NCAA Championship game as a freshman… Scored 42 points and grabbed 20 rebounds in his career and was an Academic All-SEC selection in 1998.

CAREER HIGHS

		Opponent	Date			Opponent	Date			Opponent	Date			Opponent	Date
Points	6	S. Carolina	3/8/98	FG Made	1	Five times		FT Atts	4	Indiana	12/7/96	Turnovers	2	Twice	
FG Made	2	S. Carolina	3/8/98	3FG Atts	2	Three times		Rebounds	2	Five times		Blocks	1	Auburn	3/7/97
FG Atts	4	Canisius	1/9/97	FT Made	3	Indiana	12/7/96	Assists	8	Four times		Steals	1	Five times	
												Minutes	11	Alaska Anch.	12/27/99

CAREER STATS

Year	G-S	Min.-Avg.	FG-A/Pct.	3FG-A/Pct.	FT-A/Pct.	Reb.-Avg.	PF	AT	TO	BS	St	TP-Avg.
96-97	23-0	79-3.4	6-25/.240	1-9/.111	7-10/.700	9-0.4	2-0	5	6	1	1	20-0.9
97-98	18-0	33-1.8	4-10/.400	2-4/.500	1-2/.500	4-0.2	2-0	2	5	0	4	11-0.6
98-99	14-1	45-3.2	3-15/.200	2-9/.222	2-5/.400	5-0.4	4-0	10	2	0	0	10-0.7
99-00	14-1	58-4.1	0-12/.000	0-6/.000	1-2/.500	2-0.1	8-0	8	6	0	0	1-0.1
Totals	69-2	215-3.1	13-62/.210	5-28/.179	11-18/.611	20-0.3	16-0	25	19	1	5	42-0.6

GAME 1

#14 Kentucky 67, Penn 50

Nov. 17, 1999 • Rupp Arena • Att: 21,451
Preseason NIT - First Round

The University of Kentucky opened its 97th season of basketball by winning its 10th opener in 11 years, topping '99 Ivy League Champion and NCAA Tournament participant Pennsylvania, 67-50, in the first round of the Preseason NIT.

UK used an early second-half run to put away the Quakers. Leading 38-36, the Cats went on a 12-1 run and were never threatened again. UK turned in a solid defensive effort, forcing Penn to shoot 23.5 percent in the second half. Kentucky smothered Penn's Michael Jordan, holding the All-Ivy guard to 2-of-14 shooting, 0-of-6 from three-point range.

Freshman Marvin Stone led the balanced UK attack, netting 12 points and pulling down six boards in his first game as a Cat.

Penn	MP	FG	3FG	FT	R	F	A	TO	B	S	TP
Brown	18	0-5	0-2	0-0	5	4	1	0	0	0	0
Kapetanovic	15	1-2	0-0	0-0	3	1	0	4	0	0	2
Owens	28	1-4	0-0	3-8	5	3	0	1	0	0	5
Langel	25	5-11	4-8	0-0	2	2	2	4	0	1	14
Jordan	34	2-14	0-6	1-2	4	1	1	4	1	1	5
Onyekwe	19	6-8	1-1	1-3	4	3	0	1	0	0	14
Archibong	18	0-2	0-0	0-1	2	1	0	1	0	0	0
Klatsky	25	2-6	1-3	2-2	3	0	0	2	0	0	7
King	3	1-1	1-1	0-0	0	0	0	0	0	0	3
Team					3						
Totals	200	18-58	7-26	7-16	37	16	5	17	1	2	50

Kentucky	MP	FG	3FG	FT	R	F	A	TO	B	S	TP
Prince	31	4-11	1-5	0-0	8	2	1	2	2	0	9
Camara	24	4-8	0-1	0-0	5	1	0	3	0	0	8
Magloire	25	3-9	0-0	5-6	9	4	0	2	3	1	11
Smith	29	3-5	2-2	0-0	2	0	3	6	0	1	8
Allison	24	3-6	1-3	4-4	7	2	3	1	0	4	11
Blevins	13	2-4	2-3	0-0	2	0	0	0	0	0	6
Masiello	4	0-0	0-0	0-0	0	0	2	0	0	0	0
Knight	7	0-1	0-0	0-0	2	3	0	0	0	0	0
Bogans	20	0-6	0-4	0-0	1	2	0	0	0	1	0
Tackett	8	1-3	0-2	0-0	0	0	0	1	0	0	2
Stone	15	4-6	0-0	4-6	6	2	3	0	1	0	12
Team					1						
Totals	200	24-59	6-20	13-16	43	16	12	15	6	7	67

Halftime: UK 32, Penn 28; FG%: Penn 31.0, UK 40.7; 3FG%: Penn 26.9, UK 30.0; FT%: Penn 43.8, UK 81.3; Officials: Kersey, Edsall, Rose; Techs: None.

GAME 2

#14 Kentucky 56, #16 Utah 48

Nov. 19, 1999 • Rupp Arena • Att: 22,833
Preseason NIT - Second Round

The Cats advanced to the semifinals of the Preseason NIT after topping visiting Utah, 56-48, in the second round. It was the fifth straight time since 1993 that Kentucky had defeated Utah.

The game was close early before UK took a five-point lead at halftime. In the second half, Utah tied the game, 41-41, with nine minutes to play after an Alex Jensen lay-up. Leading by two with two minutes remaining, Saul Smith made a steal and hit a heavily contested baseline jumper to give the Cats a four-point margin. After a Nate Althoff putback, Desmond Allison answered with a jumper to put UK up 52-48 with 1:07 left.

UK took advantage of 18 Utah turnovers to tally 22 points. Jamaal Magloire led the Cats in scoring with 15 points and four blocks, while Tayshaun Prince added 11 points and seven rebounds.

Utah	MP	FG	3FG	FT	R	F	A	TO	B	S	TP
Cullen	18	0-3	0-3	0-0	1	2	1	2	0	0	0
Jensen	39	4-8	1-5	1-2	9	3	3	3	0	1	10
Althoff	28	2-6	0-0	0-0	6	4	0	3	1	0	4
Harvey	33	2-10	1-5	5-5	6	3	3	4	0	1	10
Killion	35	6-8	3-4	0-0	1	1	1	3	0	0	15
Whiting	19	2-4	1-3	0-0	2	0	1	0	0	1	5
Johnsen	23	2-5	0-0	0-0	2	2	1	2	0	1	4
Puzey	5	0-0	0-0	0-0	0	2	0	0	0	0	0
Team					3						
Totals	200	18-44	6-20	6-7	30	17	10	18	1	4	48

Kentucky	MP	FG	3FG	FT	R	F	A	TO	B	S	TP
Prince	3	4-7	0-1	3-4	7	0	1	4	1	0	11
Camara	22	4-10	1-5	0-0	5	2	1	1	0	0	9
Magloire	31	6-13	0-0	3-8	2	2	1	0	4	0	15
Smith	34	2-3	0-1	3-4	0	0	3	1	0	4	7
Allison	22	2-3	0-1	1-2	2	3	2	0	0	1	4
Blevins	7	0-1	0-1	0-0	1	1	1	1	0	0	0
Knight	9	-3	0-0	0-0	2	1	0	0	0	0	2
Bogans	11	4	0-1	0-0	1	0	0	0	0	2	2
Tackett	8	-1	0-0	0-0	1	0	0	0	0	0	0
Stone	20	6	0-0	1-2	5	1	2	0	0	0	5
Team					1						
Totals	200	22-51	1-10	11-21	31	10	11	7	5	7	56

Halftime: UK 31, Utah 26; FG%: UK 43.1, Utah 40.9; 3FG%: UK 10.0, Utah 30.0; FT%: UK 52.4, Utah 85.7; Officials: Clark, Sanzere, Collins; Techs: None.

GAME 3

#11 Kentucky 61, #24 Maryland 58

Nov. 24, 1999 • New York, N.Y.
Madison Square Garden • Att: 10,762
Preseason NIT Semifinal

UK earned a trip to the finals of the Preseason NIT with a 61-58 win over Maryland, despite a second-half performance in which the Cats shot 20.0 percent from the field and surrendered a 13-point halftime lead.

The Cats played a solid first half, shooting 47.1 percent, as Tayshaun Prince scored 13 points and Keith Bogans broke loose for 12. UK used a 13-5 run to build a 40-27 halftime advantage, while forcing 13 Maryland turnovers in the half.

UK then went cold in the second half, scoring 21 points in the period. After Maryland battled back to tie the game at 52 inside the final seven minutes, Terrapin Juan Dixon missed a three-point shot as time expired that would have sent the game into overtime.

Prince led the Cats in scoring with a career-high 21 points and nine rebounds, while Bogans finished with 17 points. Marvin Stone came off the bench to grab a career-high 13 rebounds for the Cats.

Maryland	MP	FG	3FG	FT	R	F	A	TO	B	S	TP
Miller	24	2-6	2-2	0-0	1	4	0	0	0	1	6
Morris	37	10-16	3-4	2-2	8	2	2	2	1	3	25
Baxter	27	5-10	0-0	1-4	9	3	0	3	0	1	11
Blake	34	2-4	0-2	0-0	2	5	7	5	0	2	4
Dixon	35	3-17	0-6	2-2	11	2	2	6	0	2	8
Nicholas	21	2-7	0-4	0-0	2	4	2	1	0	0	4
Mardesich	13	0-2	0-0	0-0	3	1	0	2	0	0	3
Holden	9	0-0	0-0	0-0	1	1	1	0	2	0	0
Team					8						
Totals	200	24-62	5-18	5-9	45	22	14	20	3	9	58

Kentucky	MP	FG	3FG	FT	R	F	A	TO	B	S	TP
Prince	37	7-18	2-5	5-8	9	1	1	3	1	2	21
Camara	18	1-4	0-0	1-2	3	1	1	2	1	2	3
Magloire	28	2-9	0-0	2-7	6	3	1	1	0	1	6
Smith	20	1-4	1-2	0-0	0	3	3	2	0	1	3
Allison	18	1-3	0-2	1-2	0	4	3	2	1	0	3
Blevins	20	0-4	0-3	0-0	0	0	2	0	0	1	0
Knight	13	2-2	0-0	0-1	2	0	2	0	0	1	4
Bogans	22	5-8	1-3	6-7	1	0	0	4	0	1	17
Tackett	4	0-1	0-0	0-0	0	0	0	0	0	0	0
Stone	20	2-6	0-0	0-0	13	2	0	3	2	1	4
Team					8						
Totals	200	21-59	4-15	15-27	42	14	13	18	5	10	61

Halftime: UK 40, Maryland 27; FG%: UK 35.6, Maryland 38.7; 3FG%: UK 26.7, Maryland 27.8; FT%: UK 55.6, Maryland 55.6; Officials: Burr, Lopes, Mingle; Techs: None.

GAME 4

#8 Arizona 63, #11 Kentucky 51

Nov. 26, 1999 • New York, N.Y.
Madison Square Garden • Att: 12,560
Preseason NIT Championship

Arizona defeated UK, 63-51, in the championship game of the Preseason NIT, handing the Cats their first loss of the season. It was Arizona's third straight victory over the Wildcats and its third Preseason NIT title.

In a sloppy first half, UK built a seven-point lead, but a 13-5 run by Arizona late in the half gave UA a 29-25 lead at the break. UK committed 12 turnovers in the first half.

Arizona got on track in the second half, shooting 48.1 percent from the field. UK cut the lead to two, 35-33, following a Marvin Stone dunk with 16:37 remaining, but the Cats were unable to get any closer as UA went on a 13-2 run. Even in the loss, UK's defense held 'Zona to 39.7 percent shooting and nearly 20 points below its scoring average.

For the second straight game, Prince, who was named to the All-Tournament team, led the Cats in scoring with 18 points, five rebounds and two blocks, while Desmond Allison finished with 12 points and six rebounds.

Preseason NIT MVP Gilbert Arenas led Arizona with 20 points.

Arizona	MP	FG	3FG	FT	R	F	A	TO	B	S	TP
Jefferson	33	7-10	0-1	1-1	8	1	2	6	2	1	15
Wright	17	0-3	0-0	1-2	3	5	0	4	0	2	1
Woods	31	3-10	0-0	2-4	7	4	1	2	0	2	8
Arenas	35	6-10	1-3	7-8	4	1	2	3	0	5	20
Gardner	37	3-9	3-6	1-3	3	0	3	1	0	4	10
Walton	20	3-7	0-0	0-0	5	1	2	0	0	0	6
Anderson	3	0-1	0-1	0-0	0	1	0	0	0	0	0
Javtokas	2	0-0	0-0	0-0	1	1	0	0	0	0	2
Frazier	8	0-4	0-0	0-0	2	0	1	1	0	1	8
Wessel	14	1-4	0-0	1-2	3	1	0	0	0	0	3
Team					7						
Totals	200	23-58	4-11	13-20	43	15	11	17	2	15	63

Kentucky	MP	FG	3FG	FT	R	F	A	TO	B	S	TP
Prince	38	7-18	3-9	1-1	5	2	0	2	2	0	18
Camara	16	2-6	0-0	0-0	0	0	1	2	4	0	4
Magloire	33	1-5	0-0	2-5	8	3	2	6	1	1	4
Smith	34	1-7	0-6	0-0	1	5	3	2	0	0	2
Allison	31	5-9	2-4	0-0	6	3	1	4	0	1	12
Blevins	6	0-3	0-2	0-0	1	0	1	0	0	0	0
Knight	6	0-1	0-0	0-2	3	2	0	1	0	0	0
Bogans	17	2-4	1-1	0-0	3	3	2	3	0	1	5
Tackett	5	0-1	0-1	0-0	0	0	0	0	0	0	0
Stone	14	3-5	0-0	0-0	2	3	0	1	1	3	6
Team					8						
Totals	200	21-59	6-23		3-8 37	21	10	21	8	6	51

Halftime: UK 25, UA 29; FG%: UK 35.6, UA 39.7; 3FG%: UK 26.1, UA 36.4; FT%: UK 37.5, UA 65.0; Officials: Silvester, Cahill, Greenwood; Techs: None.

GAME 5

Dayton 68, #13 Kentucky 66

Nov. 29, 1999 • Cincinnati, Ohio
Firstar Center • Att: 17,232

Tayshaun Prince missed a three-pointer at the final buzzer as Dayton shocked Kentucky, 68-66, at the Firstar Center in Cincinnati.

Cold shooting doomed the Cats yet again, as UK shot 2-of-13 from beyond the arc and went 15 straight possessions without a basket in the second half. Down 52-42 inside the final 15 minutes, the Flyers went on an 11-0 run to take a 53-52 lead and never trailed again.

With Kentucky trailing 68-63 with eight seconds left, Flyer Mark Ashman fouled Desmond Allison on a three-point attempt. Allison converted all three and after Edwin Young missed the front end of the bonus, Saul Smith raced down the floor, drove the lane and fed a wide-open Prince for a three-point attempt. The shot failed and it was Dayton's first win in the Queen City in 25 tries.

Jules Camara led UK with 12 points while UD's Tony Stanley netted 23 for the Flyers.

Dayton	MP	FG	3FG	FT	R	F	A	TO	B	S	TP
Green	14	1-4	0-0	2-2	4	1	1	3	0	1	4
Doliboa	22	4-7	2-5	0-0	3	4	0	0	0	1	10
Ashman	23	7-12	0-1	1-3	6	4	0	1	0	0	15
Stanley	37	8-12	5-6	2-5	5	2	1	0	0	2	23
Young	17	0-3	0-2	1-3	1	3	3	3	0	1	1
Fitz	7	0-0	0-0	0-0	1	0	0	1	0	0	0
Morris	29	2-7	0-4	3-5	3	3	5	6	0	2	7
Holland	17	1-3	0-0	2-2	0	3	0	1	0	0	4
Bamigbola	14	0-1	0-0	0-0	1	1	0	0	0	1	0
Hall	17	2-5	0-3	0-0	2	1	1	1	0	0	4
Team					5						
Totals	200	25-54		7-21	11-20	31	22	11	16	0	8 68

Kentucky	MP	FG	3FG	FT	R	F	A	TO	B	S	TP
Prince	36	1-8	0-4	6-7	3	1	1	2	2	0	8
Camara	26	5-9	0-0	2-2	3	1	2	2	1	1	12
Magloire	19	3-7	0-0	3-4	7	3	0	3	0	0	9
Smith	23	3-5	0-2	5-6	1	4	1	1	0	1	11
Allison	25	2-6	0-3	3-3	3	1	1	3	0	2	7
Blevins	22	2-5	1-2	4-4	1	4	2	1	0	0	9
Knight	7	0-0	0-0	0-0	1	1	0	2	1	1	0
Bogans	20	2-4	1-2	1-3	2	1	0	4	0	1	6
Stone	22	2-3	0-0	0-0	7	3	1	1	2	1	4
Team					5			1			
Totals	200	20-47		2-13	24-29	33	19	8	20	6	7 66

Halftime: UK 39, UD 33. FG% UK 42.6, UD 46.3; 3FG%: UK 15.4, UD 33.3; FT%: UK 82.8, UD 55.0; Officials: Boudreaux, Sitton, Maxwell; Techs: Magloire.

GAME 6

#23 Indiana 83, #13 Kentucky 75

Dec. 4, 1999 • Indianapolis, Ind.
RCA Dome • Att: 37,056

Indiana rode 61 percent first-half shooting to take a 45-33 halftime lead over Kentucky and the Hoosiers cruised to an 83-75 victory before 37,056 fans at the RCA Dome.

Indiana guard A.J. Guyton scored 21 and Michael Lewis added 17 for the Hoosiers as IU improved to 4-0. UK featured a balanced scoring attack with five Cats scoring in double figures, but was doomed by 18 turnovers and 37 percent second-half shooting.

Despite the poor offensive production, UK outrebounded the Hoosiers by 14 and cut the lead to seven, 77-70, with 1:08 remaining.

Tayshaun Prince again led the UK charge, netting 17 points, while Saul Smith added 13 as the Cats fell to 3-3.

Kentucky	MP	FG	3FG	FT	R	F	A	TO	B	S	TP
Knight	13	0-0	0-0	2-2	1	2	0	0	1	0	2
Prince	28	5-10	3-8	4-6	6	3	0	2	0	1	17
Magloire	22	1-7	0-0	9-13	8	3	1	3	2	0	11
Smith	31	4-13	1-6	4-4	2	2	5	2	0	1	13
Allison	13	0-2	0-1	0-0	1	4	2	0	0	1	0
Bogans	24	5-11	1-5	0-0	3	3	2	3	0	0	11
Stone	19	3-3	0-0	2-4	6	2	0	2	0	0	8
Camara	18	3-5	0-0	4-4	8	1	0	3	3	1	10
Blevins	16	1-3	1-2	0-0	1	1	0	2	0	1	3
Tackett	13	0-1	0-1	0	0	3	2	1	0	0	0
Masiello	3	0-0	0-0	0-0	0	1	0	0	0	0	0
Team					4						
Totals	200	22-55		6-23	25-33	40	25	12	18	6	5 75

Indiana	MP	FG	3FG	FT	R	F	A	TO	B	S	TP
Washington	22	2-5	0-0	2-4	4	3	1	4	1	1	6
Newton	8	3-3	0-0	2-2	1	4	0	0	0	0	8
Haston	14	2-4	0-0	0-0	2	4	2	0	0	0	4
Fife	22	4-6	0-1	2-3	4	3	0	3	0	3	10
Guyton	35	8-13	4-6	1-2	1	0	6	1	1	2	21
Lewis	32	3-5	1-2	10-11	3	2	5	1	1	1	17
Richardson	28	3-10	0-0	1-3	5	5	0	1	1	1	7
Jimenez	23	2-4	1-2	0-1	1	3	1	1	0	0	5
Odle	15	2-3	0-0	1-2	3	2	2	0	0	1	5
Team					2			1			
Totals	200	29-53		6-11	19-28	26	26	17	12	4	9 83

Halftime: IU 45, UK 33; FG%: UK 40.0, IU 54.7; 3FG%: UK 26.1, IU 54.5; FT%: UK 75.8, IU 67.9; Officials: Hillary, Olsen, Shaw; Techs: None.

GAME 7

#23 Kentucky 86, UNC Asheville 41

Dec. 7, 1999 • Lexington, Ky.
Rupp Arena • Att: 21,378

The Wildcats ended a three-game slide by pounding winless UNC Asheville, 86-41, as UK put on its best offensive showing of the season.

Kentucky had five players in double figures for the second consecutive game, led by Desmond Allison, who broke out of an early season slump. Allison went 5-5 from the floor, 3-3 from behind the arc and was 2-2 at the line for a game-high 15 points. He also added four assists and no turnovers. Jamaal Magloire added 14 points and UK's freshman tandem of Keith Bogans and Marvin Stone tallied 12 points apiece. Stone added 10 boards to post his first double-double as a Cat and the team's first of the season.

The Cats also boasted stifling defense, limiting the Bulldogs to just 34.1% shooting and allowing only John Risinger to hit double-figures with 11 points.

After the game Coach Tubby Smith said, "The team is smiling; I am smiling. It's nice to be smiling again."

UNCA	MP	FG	3FG	FT	R	F	A	TO	B	S	TP
Risinger	21	4-8	1-2	2-2	0	2	0	2	0	1	11
Osikowicz	26	1-5	0-0	1-2	3	2	2	5	0	1	3
Earnhardt	22	2-4	0-0	1-1	7	4	0	2	0	1	5
Smith	30	1-7	0-1	0-1	3	4	1	3	0	1	2
Carey	27	2-7	1-3	0-0	2	3	1	4	0	1	5
Shaw	16	1-3	0-1	0-1	1	0	0	1	0	2	2
Carter	20	2-5	0-1	2-2	1	0	1	2	0	0	6
Jackson	7	2-3	0-0	2-2	1	0	0	1	1	0	6
Joyner	3	0-1	0-0	0-0	1	0	0	2	0	0	0
McGonagil	17	0-0	0-0	1-2	1	3	0	1	0	0	1
Team					8						
Totals	200	15-44		2-8	9-13	28	18	6	29	1	7 41

Kentucky	MP	FG	3FG	FT	R	F	A	TO	B	S	TP
Prince	25	3-8	0-4	2-2	4	2	0	1	0	1	8
Camara	28	3-11	0-0	5-6	7	2	0	3	0	3	11
Magloire	20	6-11	0-0	2-4	4	2	2	2	3	0	14
Smith	25	2-3	0-1	2-2	1	0	5	3	1	2	6
Allison	25	5-5	3-3	2-2	1	2	4	0	0	0	15
Blevins	10	1-3	0-2	0-0	1	1	1	0	0	1	2
Masiello	5	0-3	0-2	0-0	1	1	2	1	0	0	0
Knight	14	1-3	0-0	0-0	5	0	0	1	2	1	2
Bogans	18	4-12	2-5	2-2	3	1	1	0	1	3	12
Tackett	11	2-4	0-1	0-0	3	1	1	2	0	0	4
Stone	19	4-5	0-0	4-4	10	2	0	2	2	3	12
Team					3						
Totals	200	31-68		5-18	19-22	43	14	16	15	19	14 86

Halftime: UK 41, UNCA 16; FG%: UNCA 34.1, UK 45.6; 3FG%: UNCA 25.0, UK 27.8; FT%: UNCA 69.2, UK 86.4; Officials: Stewart, Day, Lindsay; Techs: None.

GAME 8

#21 Maryland 72, #23 Kentucky 66

Dec. 11, 1999 • College Park, Md.
Cole Field House • Att: 14,500

In its first road game of the year, Kentucky's bid to beat Maryland twice in 17 days and snap the Terrapins' NCAA-best 68-game non-conference home win streak came up short as the Cats fell 72-66 at Cole Field House.

Tayshaun Prince's steal and lay-up cut the Terps' lead to two with 1:11 left, but Steve Blake's ensuing run-out gave UM breathing room and Maryland held on for the win.

Jamaal Magloire put on perhaps his best showing as a Cat, scoring 12 points and pulling down 16 boards for his sixth career double-double and first of the season. He also tallied two rejections to move into a tie atop the UK career blocks list with former Wildcat Melvin Turpin at 226.

Saul Smith led the Cats with 15 points on 5-of-10 shooting from beyond the arc and Wildcat frosh Keith Bogans added 14 in his hometown return.

Turnovers and poor shooting once again plagued the Wildcats as UK turned it over 20 times and shot just 38.5% from the field.

Kentucky	MP	FG	3FG	FT	R	F	A	TO	B	S	TP
Prince	35	5-8	0-2	4-8	8	1	1	2	2	3	14
Camara	31	3-7	1-1	2-4	3	2	2	1	0	0	9
Magloire	31	3-5	0-0	6-8	16	4	0	3	2	0	12
Smith	35	5-12	5-10	0-0	2	5	6	6	1	2	15
Allison	20	1-6	0-3	0-0	2	2	1	3	0	0	2
Blevins	4	0-2	0-2	0-0	1	1	1	0	0	0	0
Bogans	29	3-9	0-3	8-11	4	2	1	4	0	1	14
Stone	15	0-3	0-0	0-0	1	0	0	1	0	0	0
Team					3	1					
Totals	200	20-52	6-21	20-31	40	18	12	20	5	6	66

Maryland	MP	FG	3FG	FT	R	F	A	TO	B	S	TP
Miller	33	1-8	0-2	0-0	2	4	6	0	1	3	2
Morris	38	8-11	3-3	3-4	9	3	4	4	1	2	22
Baxter	17	3-5	0-0	0-0	5	5	1	2	0	0	6
Dixon	34	5-17	0-2	5-9	7	3	3	3	0	3	15
Blake	34	5-9	2-6	4-5	2	2	3	3	0	4	16
Nicholas	13	3-6	1-4	0-0	0	2	2	0	0	0	7
Mardesich	26	2-3	0-0	0-0	3	3	0	3	2	0	4
Holden	5	0-1	0-0	0-0	1	1	2	0	0	0	0
Team					2						
Totals	200	27-60	6-17	12-18	31	23	21	15	4	12	72

Halftime: UM 34, UK 27; FG%: UK 38.5, UM 45.0; 3FG%: UK 28.6, UM 35.3; FT%: UK 64.5, UM 66.7; Officials: Hess, Clougherty, Shaw; Techs: UK Bench.

GAME 9

Kentucky 76, Louisville 46

Dec. 18, 1999 • Lexington, Ky.
Rupp Arena • Att: 23,491

The Wildcats broke out of an early season shooting slump to blast in-state rival Louisville, 76-46, snapping the Cardinals' two-game win streak in the "Dream Series."

Leading by just one at the half, the Cats held the Cards without a two-point field goal until just 2:17 remained. The staunch defensive effort led Kentucky on 17-2 and 37-7 runs en route to a 41-12 second-half advantage.

The Wildcats shot a season-high 59.6% from the field, including a 7-of-14 performance from three-point range, and outrebounded Louisville, 41-24.

Tayshaun Prince led all scorers with 20 points, seven rebounds and a career-high five blocks, while Desmond Allison scored 16 points. Freshman Keith Bogans got his first start as a Cat and responded with a 12-point, four-assist effort.

Jamaal Magloire enjoyed another banner day, breaking UK's all-time career block record and posting his second consecutive double-double with 12 points and 10 boards.

Louisville	MP	FG	3FG	FT	R	F	A	TO	B	S	TP
Williams	34	4-12	3-7	1-1	7	2	2	2	0	0	12
Johnson	32	4-11	1-2	2-2	5	1	0	3	0	0	11
Edward	26	2-4	0-0	0-0	4	2	0	1	0	0	4
Maybin	31	3-13	1-6	2-2	1	0	2	2	0	1	9
Gaines	31	3-8	0-3	1-1	2	1	0	4	0	2	7
Brooks	1	0-1	0-1	0-0	0	0	0	0	0	0	0
Turner	2	0-1	0-0	0-0	1	1	0	0	0	1	0
Bailey	12	1-3	0-1	0-0	0	2	0	0	0	1	2
Gervin	11	0-1	0-1	1-2	1	1	0	1	0	0	1
Smiley	8	0-2	0-1	0-0	0	0	0	0	0	0	0
Hopper	12	0-1	0-0	0-0	0	1	0	1	1	0	0
Team					3						
Totals	200	17-57	5-22	7-8	24	14	4	15	1	4	46

Kentucky	MP	FG	3FG	FT	R	F	A	TO	B	S	TP
Prince	36	8-13	3-5	1-2	7	2	2	0	5	1	20
Allison	32	6-9	2-3	2-4	3	2	4	2	0	2	16
Magloire	30	5-8	0-0	2-2	10	1	1	3	3	0	12
Bogans	30	5-6	2-2	0-2	2	2	4	4	0	2	12
Smith	29	2-5	0-2	0-0	6	3	1	2	0	2	4
Masiello	3	0-0	0-0	0-0	0	0	0	1	0	0	0
Knight	3	1-3	0-0	0-0	2	2	0	0	0	0	2
Tackett	7	20-1	0-1	0-0	1	1	1	0	0	1	0
Stone	12	2-4	0-0	0-0	5	3	1	3	1	1	4
Camara	10	2-3	0-1	2-2	1	1	0	1	0	0	6
Team					4						
Totals	200	31-52	7-14	7-12	41	14	14	16	9	9	76

Halftime: UK 35, UL 34; FG%: UK 59.6, UL 29.8; 3FG%: UK 50.0, UL 22.7; FT%: UK 58.3, UL 87.5; Officials: Boudreaux, Pattillo, Rutledge; Techs: None.

GAME 10

Kentucky 60, #5 Michigan State 58

Dec. 23, 1999 • Lexington, Ky.
Rupp Arena • Att: 23,318

The Wildcats defeated a top-5 team at home during December for the second consecutive season, edging fifth-ranked Michigan State, 60-58.

After using an offensive explosion the year before to top No. 2 Maryland, 103-91, in Rupp, UK relied on its trademark defense to top the Spartans, holding MSU to a season-low 58 points and partially blocking a last-second shot to preserve the win.

Trailing 26-11 in the first half, the Cats went on a 16-2 run to close the gap to one, 28-27, at the break. The two teams battled back and forth early in the second stanza until J.P. Blevins, who was 3-of-4 from three-point range, canned his third trifecta to give UK its first lead since the opening basket, 50-49. The basket was part of the Cats' 13-2 run en route to a 58-51 margin. State battled back thanks to an A.J. Granger three-pointer and its last-second shot to tie rolled off the rim as Kentucky held on for the win.

UK was seven of 14 from beyond the arc during the game and hit all eight free-throw attempts in the second half. Blevins set career-highs with four boards and two steals while tying his career-high with nine points.

Jamaal Magloire posted his third consecutive double-double with 18 points and 11 boards, the first Cat to accomplish three straight since 1989-90.



Steve Masiello made 14 appearances last season, including a starting assignment on Senior Day.

Michigan St.	MP	FG	3FG	FT	R	F	A	TO	B	S	TP
Peterson	36	5-12	3-5	5-6	4	1	1	2	0	1	18
Granger	36	4-8	2-3	0-1	1	2	1	1	0	0	10
Hutson	27	0-3	0-0	0-0	6	4	2	2	0	1	0
Thomas	16	2-5	0-1	0-1	3	2	2	3	0	3	4
Bell	32	4-8	0-1	0-0	3	2	2	3	0	3	4
Chappell	19	4-7	2-4	0-0	1	3	1	0	0	0	10
Richardson	17	2-6	0-1	0-2	9	2	0	1	0	0	4
Anagonye	8	1-2	0-0	0-0	1	4	0	1	0	0	2
Ballinger	7	1-1	0-0	0-0	1	0	0	0	0	0	2
Smith	2	0-0	0-0	0-0	0	1	0	0	0	0	0
Team					4						
Totals	200	23-52	7-15	5-9	34	22	10	16	0	5	58

Kentucky	MP	FG	3FG	FT	R	F	A	TO	B	S	TP
Prince	37	5-11	3-5	4-4	5	3	0	1	1	0	17
Allison	22	1-4	0-0	0-0	1	4	3	2	0	0	2
Magloire	37	5-10	0-0	8-10	11	3	0	3	1	0	18
Bogans	31	2-8	0-2	2-2	2	2	3	2	0	1	6
Smith	30	1-5	1-3	3-4	2	0	1	4	0	2	6
Blevins	25	3-6	3-4	0-1	4	0	0	1	0	2	9
Tackett	2	0-1	0-0	0-0	0	0	0	0	0	0	0
Camara	12	1-2	0-0	0-0	1	3	0	2	0	0	2
Stone	4	0-0	0-0	0-0	0	0	0	0	0	0	0
Team					2						
Totals	200	18-47	7-14	17-21	28	15	7	15	2	5	60

Halftime: MSU 28, UK 27; FG%: UK 38.3, MSU 44.2; 3FG%: UK 50.0, MSU 46.7; FT%: UK 81.0, MSU 55.6; Officials: Burr, Clark, Sansere; Techs: Magloire.

GAME 11

Kentucky 62, Alaska Anchorage 42

Dec. 28, 1999 • Lexington, Ky.
Rupp Arena • Att: 19,872

Despite suffering a poor shooting performance, Kentucky used a stifling defense to top visiting Alaska-Anchorage, 62-42.

The Cats shot just 37.3% for the game, including a 1-of-17 effort from beyond the arc, but held the Seawolves to just 25.4% shooting while forcing 25 turnovers. The 42 points were a season low for the outmanned Wolves, who were averaging 83 ppg, and marked the fourth time in 11 games that UK held an opponent to less than 50 points.

Kentucky stretched its win streak to three games, matching its longest of the season, and improved to 54-2 in non-conference home games in the '90s.

Alaska-Anch.	MP	FG	3FG	FT	R	F	A	TO	B	S	TP
Freeman	26	1-9	0-2	0-0	3	1	0	3	0	1	2
Newbold	32	2-6	2-5	0-0	6	3	1	4	1	1	6
Using	23	1-4	0-0	2-4	13	3	0	1	1	0	4
Hamey	23	4-16	0-5	0-0	2	2	0	5	0	0	8
Larrabee	34	5-13	4-10	0-0	3	1	0	3	0	0	14
Wagner	23	1-5	1-3	0-0	5	0	1	2	0	0	3
Madison	14	0-2	0-1	2-2	6	3	2	3	0	1	2
Gunkel	4	1-3	1-3	0-0	0	0	0	1	0	0	3
Lewis	17	0-1	0-0	0-0	2	2	0	1	0	1	0
O'Shea	4	0-0	0-0	0-2	1	3	0	1	0	1	0
Team					5						
Totals	200	15-59	8-29	4-8	46	18	4	25	2	5	42

Kentucky	MP	FG	3FG	FT	R	F	A	TO	B	S	TP
Prince	29	4-8	0-3	2-2	6	0	0	1	3	2	10
Allison	21	0-6	0-2	0-0	4	2	2	1	0	0	0
Magloire	20	5-10	0-0	0-0	3	1	0	3	1	0	10
Bogans	24	3-9	0-4	3-4	3	1	1	2	0	4	9
Smith	26	3-4	0-0	3-3	2	1	2	1	0	4	9
Blevins	17	3-8	1-4	0-0	3	0	1	0	0	1	7
Masiello	11	0-2	0-1	0-0	0	2	1	1	0	0	0
Knight	7	1-3	0-0	1-5	2	1	1	1	0	0	3
Tackett	10	1-4	0-3	0-1	1	0	0	1	0	0	2
Stone	20	4-8	0-0	2-2	7	1	1	2	1	0	10
Camara	15	1-5	0-0	0-0	6	1	0	1	4	0	2
Team					7						
Totals	200	25-67	1-17	11-17	44	10	9	14	9	11	62

Halftime: UK 27, UAA 18; FG%: UK 37.3, UAA 25.4; 3FG%: UK 5.9, UAA 27.6; FT%: UK 64.7, UAA 50.0; Officials: Benedict, Hillary, Nichols; Techs: None.

GAME 12

Kentucky 70, Missouri 53

Dec. 30, 1999 • Sugar Bowl Classic
New Orleans (La.) Arena • Att: 12,341

Kentucky outscored Missouri 42-28 in the second half en route to a convincing 70-53 victory at the Sugar Bowl Classic in New Orleans. It was the Wildcats' fourth straight victory while they ran their all-time record in Sugar Bowl games to 12-5.

Jamaal Magloire paced the UK attack, tallying a career-high 21 points and 13 rebounds for his fourth double-double in the last five games. The smaller Tigers were no match for the 6-10 Magloire, who scored 15 points in the decisive second half. UK led by three at the break but Missouri clawed back to take a one-point lead, 34-33, with 16:04 to play. The Cats responded with a 14-2 run to pull away and were never threatened again.

J.P. Blevins made his first career start at point guard, earning the nod over Saul Smith due to disciplinary measures. Blevins responded, hitting two three-pointers and charting a career-high 14 points, three assists and no turnovers in 30 minutes.

Missouri	MP	FG	3FG	FT	R	F	A	TO	B	S	TP
Hafer	24	5-9	2-3	0-0	2	5	0	0	0	1	12
Soyoye	22	3-8	0-0	1-2	5	4	0	2	0	1	7
Gilbert	37	4-11	3-8	0-0	1	1	1	2	0	1	11
Dooling	36	4-15	2-7	9-14	2	1	2	2	0	3	19
Grawer	29	0-5	0-4	0-0	1	0	2	1	0	1	0
Stevenson	2	0-0	0-0	0-0	0	1	0	0	0	0	0
Kroenke	7	1-3	0-2	0-0	2	0	0	0	0	0	2
Parker	14	1-1	0-0	0-0	2	5	1	1	0	0	2
Gage	25	0-6	0-2	0-0	6	3	0	1	0	0	0
Schumacher	4	0-0	0-0	0-0	0	1	0	0	0	0	0
Team					4						
Totals	200	18-58	7-26	10-16	26	21	6	9	0	7	53

Kentucky	MP	FG	3FG	FT	R	F	A	TO	B	S	TP
Prince	31	5-9	0-1	2-3	5	1	2	4	2	1	12
Allison	25	0-1	0-1	1-2	4	2	3	1	1	0	1
Magloire	31	6-12	0-0	9-10	13	3	0	5	4	0	21
Bogans	31	6-11	0-2	0-1	6	1	1	2	0	1	12
Blevins	30	4-6	2-3	3-3	2	2	3	0	0	1	13
Smith	29	2-8	1-3	0-0	4	3	3	2	0	2	5
Tackett	3	0-0	0-0	0-0	0	0	0	1	0	0	0
Camara	7	1-2	0-0	2-4	2	1	1	2	0	0	4
Stone	13	0-1	0-0	2-2	4	2	0	0	1	0	2
Team					2						
Totals	200	24-50	3-10	19-25	44	15	13	17	8	5	70

Halftime: MU 25, UK 28; FG%: UK 48.0, MU 31.0; 3FG%: UK 30.0, MU 26.9; FT%: UK 76.0, MU 62.5; Officials: Boudreaux, Shaw, Lopes; Techs: None.

GAME 13

#25 Kentucky 80, Georgia Tech 71

Jan. 5, 2000 • Louisville, Ky.
Freedom Hall • Att: 18,566

Kentucky won its fifth consecutive game, topping Georgia Tech 80-71, in a home-away-from-home battle in Louisville's Freedom Hall.

Tayshaun Prince led the Cats with 21 points while pulling down 10 rebounds to post his first career double-double. Fellow sophomore Jules Camara tied his career high with 15 points off the bench.

The Wildcats rallied from a two-point deficit at halftime for the victory. UK used a 9-0 run to grab the lead, the eighth lead change of the game, and led by as many as eight in the second half before Tech cut the margin to three with 1:36 remaining. But two free throws from Prince and two from Desmond Allison sealed the Cats' 56th win in the series.

Kentucky's ball handling, a point of concern for Coach Tubby Smith, was excellent against the Yellow Jackets, as the Cats tied a season-low with just seven turnovers while dishing out a season-high 16 assists.

It was game No. 2,300 for the Cats as they improved to 1757-542-1 all-time.

Georgia Tech	MP	FG	3FG	FT	R	F	A	TO	B	S	TP
Floyd	32	5-12	1-6	2-2	4	1	0	1	0	0	13
Collier	36	9-13	3-4	0-0	8	2	1	0	0	0	21
Jones	30	1-4	0-0	1-1	9	5	1	4	3	1	3
Akins	34	4-13	4-9	0-0	2	1	2	4	0	0	12
Fein	34	3-12	2-9	0-0	4	1	4	1	0	0	8
Vines	18	3-7	1-5	0-0	1	2	4	0	0	0	7
Moore	16	3-5	1-1	0-0	3	2	0	1	0	1	7
Team					3						
Totals	200	28-66	12-34	3-3	34	14	12	12	3	2	71

Kentucky	MP	FG	3FG	FT	R	F	A	TO	B	S	TP
Prince	34	8-19	3-6	2-4	10	0	4	0	0	0	21
Allison	25	1-4	1-3	2-2	4	1	3	0	0	0	5
Magloire	22	4-9	0-0	4-4	6	4	1	1	2	1	12
Bogans	28	5-14	3-6	1-4	8	0	1	1	0	0	14
Smith	29	1-4	0-2	2-2	3	3	4	0	1	2	4
Blevins	15	1-2	1-2	0-0	1	0	0	1	0	0	3
Tackett	5	0-2	0-1	0-0	0	0	1	1	0	0	0
Stone	22	3-7	0-0	0-1	3	1	2	1	0	0	6
Camara	20	7-12	0-1	1-2	5	1	0	2	1	1	15
Team					9						
Totals	200	30-73	8-21	12-19	49	10	16	7	4	4	80

Halftime: GT 38, UK 36; FG%: UK 41.1, GT 42.4; 3FG%: UK 35.3, GT 38.1; FT%: UK 63.2, GT 100.0; Officials: Clougherty, Lopes, Hess; Techs: None.

GAME 14

#25 Kentucky 72, Vanderbilt 52

Jan. 8, 2000 • Lexington, Ky.
Rupp Arena • Att: 23,274

Paced by Tayshaun Prince's career-high five three-point field goals and 17 points, the Wildcats dominated Vanderbilt in UK's SEC opener en route to their sixth straight victory, winning 72-52.

The effort by Prince, coupled with his game-high 21 points against Georgia Tech three days before, earned him SEC Player of the Week honors. Jamaal Magloire, who won the honor the week before, continued his stellar play as he recorded his fifth double-double in the last seven games with 15 points and 10 boards.

Kentucky weathered a 38 percent shooting effort in the first half due in large part to 15 first-half turnovers by the Commodores. After Vandy's Darius Coulibaly gave the 'Dores a 21-19 lead with 8:39 left in the first half, the Cats went on to close the half with a 16-6 run and never trailed again.

The Cats built their lead to 24 points as Keith Bogans notched eight of his 10 points in the game's final frame. J.P. Blevins also posted 10 points off the bench on 3-of-4 shooting, all in the first half. Saul Smith dished out five assists with only one turnover.

Vanderbilt	MP	FG	3FG	FT	R	F	A	TO	B	S	TP
Williams	27	1-3	0-0	3-4	7	4	0	3	0	1	5
Langhi	32	6-15	2-7	0-0	10	2	1	3	0	1	14
LaPointe	14	1-3	0-1	0-2	1	2	0	1	0	0	2
Prater	33	2-5	2-4	0-0	6	4	1	7	0	0	6
Strong	28	2-8	0-2	2-4	3	2	4	6	0	1	6
Coulibaly	10	1-1	0-0	0-0	2	3	2	1	0	0	2
Howard	16	4-9	4-9	1-2	0	1	2	1	0	0	13
Jones	16	1-2	1-1	0-0	1	3	2	3	0	0	3
Lekwauwa	24	0-2	0-0	1-2	0	3	0	2	0	0	1
Team					4			2			
Totals	200	18-48	9-24	7-14	34	24	12	29	0	3	52

Kentucky	MP	FG	3FG	FT	R	F	A	TO	B	S	TP
Prince	32	6-11	5-7	0-0	5	1	2	1	1	1	17
Allison	22	2-5	0-1	1-4	1	2	0	0	0	3	5
Magloire	29	5-9	0-0	5-6	10	3	2	4	2	1	15
Bogans	20	1-7	0-4	8-8	0	2	2	3	0	2	10
Smith	26	0-3	0-2	0-0	3	1	5	1	0	1	0
Blevins	20	3-4	1-1	3-4	3	0	0	2	0	0	10
Masiello	4	0-1	0-0	0-0	0	1	0	0	0	0	0
Tackett	11	1-2	0-2	2-2	0	2	2	1	0	0	4
Stone	13	1-4	0-0	0-0	3	5	1	0	0	1	2
Camara	23	4-8	0-1	1-4	5	1	1	4	2	0	9
Team					2						
Totals	200	23-54	6-17	20-28	32	18	15	16	5	9	72

Halftime: UK 35, VU 27; FG%: UK 42.6, VU 37.5; 3FG%: UK 35.3, VU 37.5; FT%: UK 71.4, VU 50.0; Officials: Rutledge, Day, Eades; Techs: None.

GAME 15

#4 Auburn 66, #20 Kentucky 63

Jan. 11, 2000 • Auburn, Ala.
Beard-Eaves Memorial Arena • Att: 10,500

Auburn got 57 points from starters Chris Porter, Doc Robinson and Daymeon Fishback as the fourth-ranked Tigers survived a second-half charge by the Wildcats, 66-63, winning their 25th straight game at home.

Despite a valiant comeback by the Cats from a 14-point, first-half deficit to a five-point lead with less than eight minutes to play, a three-pointer by AU's Robinson with 28 seconds remaining broke a 61-61 tie. The Cats went to its long-range threat, Tayshaun Prince, for a three to answer, but a controversial no-call on his attempt left Kentucky with its first SEC loss of the season, snapping the Cats' six-game win streak.

Porter led AU with a game-high 22 points while Fishback, from Bowling Green, Ky., contributed 17 thanks to three three-pointers. Robinson's 18 points included the game-winner. Only five Tigers scored against UK.

While the Cats shot 38 percent from the field, UK kept things close with a 15-of-16 effort at the foul line. Included in Jamaal Magloire's team-high 16 points was a perfect 6-for-6 performance at the foul line.

Kentucky	MP	FG	3FG	FT	R	F	A	TO	B	S	TP
Prince	36	5-10	0-2	5-5	3	2	1	3	0	1	15
Allison	30	3-5	0-1	2-3	6	1	1	3	0	1	8
Magloire	28	5-10	0-0	6-6	2	4	1	0	0	1	16
Bogans	24	3-12	1-6	2-2	2	1	2	1	0	2	9
Smith	27	1-6	1-5	0-0	4	4	4	2	0	0	3
Blevins	20	1-3	0-2	0-0	2	2	0	1	0	0	2
Tackett	4	0-0	0-0	0-0	1	1	0	0	0	0	0
Stone	12	1-7	0-0	0-0	4	0	0	0	3	0	2
Camara	19	4-8	0-2	0-0	7	1	1	2	2	1	8
Team					6						
Totals	200	23-61	2-18	15-16	37	16	10	12	5	6	63

Auburn	MP	FG	3FG	FT	R	F	A	TO	B	S	TP
Porter	35	11-15	0-0	0-1	13	3	1	2	0	3	22
N'Diaye	20	0-3	0-0	0-0	2	4	0	3	0	0	0
Pohlman	33	2-11	1-4	2-2	1	2	0	3	0	0	7
Fishback	34	7-12	3-6	0-0	4	3	1	2	0	0	17
Robinson	31	8-11	1-2	1-5	2	0	9	1	0	2	18
Brewer	10	0-0	0-0	0-0	2	0	1	0	0	0	0
Sharp	7	0-2	0-0	0-0	0	0	1	0	0	1	0
Heard	5	0-2	0-1	0-0	2	1	0	1	0	0	0
McGadney	3	0-0	0-0	0-0	0	0	0	1	0	0	0
Hamilton	22	1-5	0-0	0-2	5	2	1	0	2	1	2
Team					3						
Totals	200	29-61	5-13	3-10	34	15	14	13	2	7	66

Halftime: AU 36, UK 28; FG%: AU 47.5, UK 37.7; 3FG%: AU 38.5, UK 11.1; FT%: AU 30.0, UK 93.8; Officials: Boudreaux, Hillary, Shows; Techs: None.

GAME 16

#20 Kentucky 64, South Carolina 48
Jan. 15, 2000 • Columbia, S.C.
Frank McGuire Arena • Att: 12,129

The Kentucky defense held South Carolina to a season-low 27 percent field-goal shooting and Jules Camara came off the bench to record his second career double-double as the Cats cruised, 64-48.

The teams battled early before UK went on a 22-6 run to take a 37-23 halftime lead. Both teams started the second half cold but USC could get no closer than 13 points as UK won for the seventh time in eight games.

For the sixth time this season, UK was led in scoring by Jamaal Magloire's 15 points, his 11th consecutive double-figure scoring effort while Tayshaun Prince added 13. But Camara's 12 points, highlighted by a pair of acrobatic dunks, sparked UK to victory. He also paced the UK defensive effort with a team-high 10 boards, seven on the defensive end, and three blocked shots.

For the second straight game, the Cats shot over 90 percent from the free throw line. After converting 15-of-16 (93.8%) shots against Auburn, UK hit 11-of-12 (91.7%) versus the Gamecocks. Keith Bogans was 4-of-4 from the line to push his streak of consecutive free throws made to 14.

It was the eighth time this season that Kentucky held an opponent to 53 points or less.

Kentucky	MP	FG	3FG	FT	R	F	A	TO	B	S	TP
Prince	34	6-13	1-5	0-0	6	0	3	2	0	2	13
Allison	18	2-6	0-2	0-0	2	3	2	1	1	1	4
Magloire	28	6-8	0-0	3-4	6	3	0	6	0	3	15
Bogans	25	1-7	1-5	4-4	1	2	1	4	0	3	7
Smith	30	2-3	0-1	0-0	6	4	7	2	0	1	4
Blevins	11	1-2	1-2	0-0	0	1	2	0	0	0	3
Masiello	2	0-0	0-0	0-0	0	0	0	0	0	0	0
Tackett	6	1-2	0-1	0-0	0	0	0	0	0	0	2
Stone	13	1-2	0-0	2-2	2	5	0	2	0	0	4
Camara	33	5-6	0-0	2-2	10	1	1	2	3	0	12
Team					2			0			
Totals	200	25-49	3-16	11-12	35	19	16	19	4	10	64

S. Carolina	MP	FG	3FG	FT	R	F	A	TO	B	S	TP
Davis	25	1-6	1-3	3-6	3	0	1	3	0	0	6
Kinloch	19	1-3	0-0	0-02	4	1	0	2	0	0	2
Petravicius	22	2-7	0-0	3-7	4	4	0	1	0	1	7
Lucas	35	0-6	0-3	6-7	2	2	2	3	1	1	6
Eidson	34	2-9	1-3	0-0	4	3	4	2	1	5	5
Ross	8	1-1	1-1	0-0	0	1	0	2	0	0	3
Howell	3	0-0	0-0	0-0	0	0	0	0	0	0	0
Bradley	3	0-0	0-0	0-0	0	0	0	2	0	0	0
Kraft	11	1-3	1-3	0-0	0	1	0	0	0	1	3
Clemmons	1	0-0	0-0	0-0	1	0	0	0	0	0	0
Grant	22	3-9	3-7	2-4	3	1	1	2	0	3	11
Kitchings	17	2-4	0-0	1-1	2	2	0	0	0	0	5
Team					3			0			
Totals	200	13-48	7-20	15-25	26	15	8	17	2	11	48

Halftime: UK 37, USC 23; FG%: UK 51.0, USC 27.1; 3FG%: UK 18.8, USC 35; FT%: UK 91.7, USC 60.0; Officials: Hillary, Stone, Greene; Techs: None.

GAME 17

#18 Kentucky 74, Ole Miss 69
Jan. 19, 2000 • Lexington, Ky.
Rupp Arena • Att: 21,085

In one of the most physical games of the season, the Cats shot a season-high 39 free throws while four technical fouls were called as UK outlasted Ole Miss, 74-69. UK built a 17-point lead with less than five minutes to play, but UM rallied late behind eight of Marcus Hicks' game-high 27 points.

Plagued by poor outside shooting, UK relied on Jamaal Magloire, who responded with 19 points and 14 rebounds to post his sixth double-double of the season.

Against the Rebels, Keith Bogans' three three-pointers were the only shots UK canned from beyond the arc. The freshman finished with 12 points, four assists and no turnovers.

Jules Camara continued his inspired play, shooting 3-of-4 from the field for six points and grabbing eight rebounds in 18 minutes of play.

Ole Miss	MP	FG	3FG	FT	R	F	A	TO	B	S	TP
Hicks	37	12-22	3-4	0-2	10	2	2	3	1	0	27
Lockhart	21	3-8	0-0	0-0	5	4	0	1	0	2	6
Harrison	34	2-6	2-6	2-3	1	5	3	1	0	0	8
Flanigan	37	1-7	0-1	1-2	0	5	2	2	0	0	3
Wade	21	5-12	1-4	0-0	2	1	0	1	0	0	11
Waddell	1	1-1	1-1	0-0	1	0	0	0	0	0	3
Holmes	3	0-1	0-1	0-0	0	0	0	0	0	0	0
Taylor	11	0-1	0-0	1-2	2	2	0	0	2	0	1
Williams	16	2-5	1-2	1-2	1	1	0	1	0	0	6
Gunn	12	2-2	0-0	0-0	5	4	1	0	0	0	4
Kirklin	4	0-1	0-0	0-0	0	1	0	0	0	0	0
Engstrom	3	0-0	0-0	0-0	2	0	0	0	0	0	0
Team					6			1			
Totals	200	28-66	8-19	5-11	35	26	8	10	3	2	69

Kentucky	MP	FG	3FG	FT	R	F	A	TO	B	S	TP
Prince	32	3-10	0-4	4-4	3	1	4	0	0	0	10
Allison	26	1-10	0-3	2-2	6	2	1	1	1	2	4
Magloire	32	7-11	0-0	5-11	14	1	0	1	2	1	19
Bogans	29	4-10	3-6	1-6	5	2	4	0	0	1	12
Smith	17	2-3	0-0	3-4	2	3	0	2	0	0	7
Blevins	22	1-4	0-3	4-4	1	0	0	3	0	0	6
Masiello	5	0-1	0-1	1-2	0	0	1	0	0	0	1
Tackett	8	0-1	0-0	2-4	1	1	1	0	0	0	2
Stone	10	3-5	0-0	102	2	1	0	0	1	1	7
Camara	19	3-4	0-0	0-0	8	3	0	2	0	0	6
Team					3			0			
Totals	200	24-59	3-17	23-39	45	14	11	9	4	4	6

Halftime: UK 39, UM 29; FG%: UK 40.7, UM 42.4; 3FG%: UK 17.6, UM 42.1; FT%: UK 59.0, UM 45.5; Officials: Shaw, Lopes, Poole; Techs: Magloire, Bogans, Lockhart, Ole Miss Bench.

GAME 18

#18 Kentucky 81, Vanderbilt 73 -- OT
Jan. 22, 2000 • Nashville, Tenn.
Memorial Gym • Att: 14,168

Desmond Allison and Jamaal Magloire scored 23 points each as the Cats used overtime to earn their 15th straight win over Vanderbilt giving Tubby Smith his 200th career victory.

Allison led the way early, hitting his first three three-pointers. Saul Smith added a pair of threes as UK built a 9-point lead. But VU's Sam Howard countered with three treys of his own to close the gap to one at halftime.

After halftime, Magloire exploded for 15 points, including four in OT. He added 15 rebounds in the game to record his seventh double-double. After Howard dropped in two free throws to tie the game at 67, the Cats had a chance to win at the end of regulation but Keith Bogans' three-pointer misfired.

Allison began OT with his career-high sixth three, but the game remained in doubt until Tayshaun Prince beat the shot clock with a double-pump three-pointer with 27 seconds left in OT, giving the Cats a 78-73 lead.

From three-point range, UK hit 12 three-pointers and held the SEC-leading Commodores to a season-low 18 percent.

Kentucky	MP	FG	3FG	FT	R	F	A	TO	B	S	TP
Prince	39	2-7	1-5	1-3	5	2	4	1	1	0	6
Allison	26	7-10	6-9	3-3	5	3	0	1	1	1	23
Magloire	39	8-13	0-0	7-9	15	2	0	4	2	0	23
Bogans	36	2-8	1-5	1-2	9	0	5	4	0	1	6
Smith	31	3-9	3-6	3-4	3	3	4	1	0	1	12
Blevins	14	1-2	1-2	0-0	0	0	3	0	0	0	3
Tackett	7	0-1	0-0	0-0	0	2	0	0	0	0	0
Stone	8	1-2	0-0	0-0	1	2	0	1	0	0	2
Camara	25	3-5	0-0	0-0	4	2	2	4	4	0	6
Team					0			1			
Totals	225	27-57	12-27	15-21	42	16	18	17	8	3	81

Vanderbilt	MP	FG	3FG	FT	R	F	A	TO	B	S	TP
Williams	28	4-9	0-2	1-1	7	1	1	0	0	0	9
Langhi	37	5-13	0-4	5-6	7	3	0	1	0	0	15
LaPointe	24	4-10	0-0	1-1	4	3	0	1	0	0	9
Prater	36	2-6	0-4	0-0	1	1	5	1	0	3	4
Strong	38	5-13	0-3	5-8	2	3	4	1	0	3	15
Coulibaly	5	1-1	0-0	0-0	1	3	1	1	0	1	2
Howard	34	4-11	4-11	2-2	5	2	0	0	0	3	14
Jones	10	1-3	1-3	0-0	0	1	0	1	0	0	3
Lekwauwa	13	1-4	0-0	0-0	1	1	0	0	0	0	2
Team					3			0			
Totals	225	27-70		5-27 14-18	31	18	11	6	0	10	73

Halftime: UK 39, VU 38; Regulation: UK 67, VU 67; FG%: UK 47.4, VU 38.6; 3FG%: UK 44.4, VU 18.5; FT%: UK 71.4, VU 77.8; Officials: Benedict, Maxwell, Pattillo; Techs: None.

GAME 19

#16 Kentucky 75, Georgia 69
Jan. 26, 2000 • Athens, Ga.
Stegeman Coliseum • Att: 10,137

For the second straight game, the Cats shot their way to victory as UK's 49-percent FG effort eliminated Georgia, 75-69. The Cats have now beaten UGA 13 straight times and 20 of the last 21 meetings.

The Bulldogs bolted to an early 6-0 lead as Shon Coleman scored four of his game-high 26 points. But Saul Smith's first of three three-pointers got the Cats on the board as UK pulled ahead for a 43-37 halftime lead. In the second half, UK built a nine-point lead early before Georgia rallied behind Coleman to tie the game at 64 with 3:38 left. After hitting just two of his first 10 shots, Tayshaun Prince scored 10 of his 14 points in the last seven minutes, including the basket that put the Cats up for good with less than four minutes to play.

Two-time SEC Player of the Week Jamaal Magloire recorded another blue-collar effort with 19 points and 10 rebounds, his eighth double-double in 12 games and his third in a row. Keith Bogans was unstoppable early, hitting 5-of-7 shots and finishing with 14 points.

Kentucky	MP	FG	3FG	FT	R	F	A	TO	B	S	TP
Prince	33	6-15	0-3	2-4	8	2	0	3	1	4	14
Allison	32	2-6	1-3	2-3	2	3	2	1	0	0	7
Magloire	34	8-12	0-0	3-3	10	2	0	3	2	1	19
Bogans	20	5-7	1-2	3-4	2	4	2	2	0	3	14
Smith	35	3-8	3-8	1-3	3	3	4	1	1	1	10
Blevins	16	1-3	1-3	0-0	2	1	1	2	0	0	3
Tackett	3	0-1	0-1	0-0	0	2	0	0	0	0	0
Stone	10	0-1	0-0	0-0	2	1	1	0	0	0	0
Camara	17	3-4	0-0	2-2	5	1	1	0	1	0	8
Team					1			0			
Totals	200	28-57		6-20 13-19	35	17	11	12	5	9	75

Georgia	MP	FG	3FG	FT	R	F	A	TO	B	S	TP
Evans	38	4-10	0-0	4-4	9	3	1	2	0	1	12
Jones	33	2-8	1-5	0-0	5	5	2	2	0	0	5
Coleman	29	19-19	0-0	0-0	12	5	2	4	0	0	26
White	32	1-5	1-3	4-5	1	4	5	5	0	2	7
Layne	37	5-14	4-11	3-5	2	1	3	0	0	1	17
Temen	14	1-3	0-2	0-3	1	0	1	0	0	1	2
Fields	5	0-0	0-0	0-0	0	0	0	0	0	0	0
Dryden	12	0-2	0-0	0-0	3	1	0	0	1	0	0
Team					3			0			
Totals	200	26-61		6-21 11-17	36	19	14	13	1	5	69

Halftime: UK 43, UGA 37; FG%: UK 49.1, UGA 42.6; 3FG%: UK 30.0, UGA 28.6; FT%: UK 68.4, UGA 64.7; Officials: Clougherty, Monje, Poole; Techs: None.

GAME 20

#16 Kentucky 60, Miami (Fla.) 57
Jan. 29, 2000 • Miami, Fla.
Miami Arena • Att: 9,276

Tayshaun Prince's clutch play saved Kentucky for the third straight game as his running jumper with 23 seconds remaining put the Cats ahead by one as UK beat host Miami, 60-57. It was the Wildcats' 11th win in their last 12 games.

In UK's final regular-season tilt with a non-SEC opponent, the Cats got off to a flying start and built a 10-point halftime advantage thanks to solid shooting by Desmond Allison. Allison had a team-high 13 points at the half while missing only one shot from the field. Miami's Johnny Hemsley equaled Allison's effort, but was 3-of-12 from the field and 3-of-10 on threes. UM shot only 29 percent in the first half.

The Hurricanes stormed back, successfully denying Jamaal Magloire the ball and taking their offense to the interior. Magloire was held without a field goal after halftime, but got into double-figures for the 15th straight game with a pair of free throws with three seconds left. Miami's postmen – Elton Tyler and Mario Bland – combined for 17 points in the second half as the Hurricanes shot 48 percent for the half.

Keith Bogans continued to shine as the freshman notched a team-high 16 points in the game, 11 after halftime.

Kentucky	MP	FG	3FG	FT	R	F	A	TO	B	S	TP
Prince	32	2-11	1-4	0-1	4	1	4	2	1	1	5
Allison	34	6-10	2-4	1-1	5	4	3	0	0	0	15
Magloire	31	4-8	0-0	3-5	7	2	0	3	2	0	11
Bogans	36	5-12	1-5	5-9	5	1	3	4	0	1	16
Smith	18	1-3	1-1	1-2	4	3	1	1	0	0	4
Blevins	21	1-4	1-3	0-0	3	1	0	2	0	0	3
Tackett	2	0-0	0-0	0-0	1	0	0	1	0	0	0
Stone	12	1-2	0-0	2-3	3	1	0	0	1	1	4
Camara	14	1-3	0-0	0-0	2	1	0	1	1	1	2
Team					6			0			
Totals	200	21-53		6-17 12-21	40	14	11	14	5	4	60

Miami	MP	FG	3FG	FT	R	F	A	TO	B	S	TP
Tyler	31	6-9	0-0	1-1	3	2	0	0	2	2	13
Salmons	27	1-5	0-1	0-2	4	4	4	0	0	1	2
Bland	29	4-10	0-0	2-2	7	4	0	4	1	0	10
Jennings	36	2-7	0-0	4-4	4	4	5	4	0	3	8
Hemsley	37	5-15	4-11	4-4	4	3	1	1	0	1	18
Heard	16	2-4	0-0	0-0	2	2	0	0	1	2	4
Coelho	4	0-1	0-0	0-0	0	1	0	0	0	0	0
Jones	5	0-2	0-0	0-0	0	0	0	0	1	0	0
Wimbley	15	1-1	0-0	0-0	3	1	0	0	2	0	2
Team					4			0			
Totals	200	21-54		4-12 11-13	31	21	10	9	7	9	57

Halftime: UK 35, UM 25; FG%: UK 39.6, UM 38.9; 3FG%: UK 35.3, UM 33.3; FT%: UK 57.1, UM 84.6; Officials: Higgins, Cahill, Pattillo; Techs: None.

GAME 21

#14 Kentucky 81, #6 Tennessee 68
Feb. 1, 2000 • Lexington, Ky.
Rupp Arena • Att: 23,444

In what was billed as a heavyweight battle between UK's Jamaal Magloire and UT's C.J. Black, the tussle for the top spot in the SEC Eastern Division was decided away from the basket as the Cats hit 10-of-21 treys to beat the 6th-ranked Volunteers, 81-68.

Magloire and Black battled foul trouble throughout the game, but four Wildcats scored in double figures as UK won its 12th game in 13 tries, led by a career-high 25 points from Keith Bogans. It was the most by a UK freshman since Rod Rhodes tallied 27 against Georgia Tech in 1992.

With seven minutes left in the first half, Bogans trailed the Vols, 17-16, while the Cats led by five. He did most of his damage from behind the arc with a personal-best four threes, and added two steals that resulted in lay-ups. Desmond Allison dished out five assists and Saul Smith added 12 points and five assists.

Tayshaun Prince scored 14 of his 17 points in the second half, both inside and out. Jules Camara again gave the Cats a huge spark off the bench with nine first-half points, three blocks and four rebounds.

Tennessee	MP	FG	3FG	FT	R	F	A	TO	B	S	TP
Yarbrough	36	6-13	5-10	0-0	4	4	1	3	0	0	17
Victor	25	6-11	0-0	0-1	10	1	1	3	1	0	12
Black	16	1-2	0-1	0-1	3	4	0	2	0	0	2
Harris	32	4-12	3-8	5-6	1	3	5	1	0	1	16
Higgins	25	1-3	1-2	0-0	1	4	1	0	0	0	3
Walker	15	2-6	0-0	0-0	3	4	1	1	0	1	4
Haislip	12	1-3	0-1	3-4	3	1	0	1	0	0	5
Woods	8	1-3	1-3	0-0	2	1	0	0	0	0	3
Baker	7	1-4	0-2	0-0	0	0	1	0	1	0	2
Slay	10	0-1	0-0	2-2	1	2	0	1	0	1	2
Hathaway	14	1-1	0-0	0-0	1	2	0	2	0	0	2
Team					4			0			
Totals	200	24-59		10-27 10-14	33	27	10	14	2	3	68



Tayshaun Prince reacted to a call en route to Kentucky's win over Tennessee.

Kentucky	MP	FG	3FG	FT	R	F	A	TO	B	S	TP
Prince	32	6-9	3-4	2-6	6	3	1	1	0	1	17
Allison	35	2-10	1-5	4-4	5	3	5	0	0	1	9
Magloire	25	0-3	0-0	2-4	2	3	0	3	2	0	2
Bogans	36	8-17	4-9	5-7	5	2	2	4	0	2	25
Smith	34	2-4	2-2	6-8	6	2	5	4	0	1	12
Blevins	6	0-1	0-1	2-2	2	0	0	0	0	0	2
Stone	15	2-5	0-0	1-2	4	2	0	0	1	0	5
Camara	17	3-3	0-0	3-4	4	2	0	1	3	0	9
Team					6			0			
Totals	200	23-52	10-21	25-37	40	17	13	13	6	5	81

Halftime: UK 36, UT 31; FG%: UK 44.2, UT 40.7; 3FG%: UK 47.6, UT 37.0; FT%: UK 67.6, UT 71.4; Officials: Clougherty, Boudreaux, Lopes; Techs: UT Bench.

GAME 22

#14 Kentucky 76, South Carolina 63
Feb. 5, 2000 • Lexington, Ky.
Rupp Arena • Att: 23,109

Jamaal Magloire tied his personal-best 23 points and Keith Bogans added 21, his second straight 20-point effort, as UK won 76-63.

After a first half that ended in a tie, UK put on the clamps in the second and outscored Carolina by 13. The Cats' full-court pressure caused three quick Gamecock turnovers that led to two UK scores. After a turnover and intentional foul, USC cut the margin to one, but J.P. Blevins canned two three-pointers as UK rolled to its 16th consecutive home victory.

The Cats won their first game without Jules Camara, who was sidelined after the Tennessee game with a stress reaction in his foot. Magloire finished with 11 rebounds, his ninth double-double in the last 15 games.

S. Carolina	MP	FG	3FG	FT	R	F	A	TO	B	S	TP
Ross	22	2-9	2-6	0-0	4	3	4	1	0	0	6
Kinloch	17	0-3	0-0	1-2	3	4	1	0	0	1	1
Petravicious	25	6-10	0-0	1-1	4	4	0	1	0	0	13
Davis	26	1-4	0-2	0-0	2	1	3	2	0	1	2
Eidson	36	5-11	3-6	0-0	3	1	7	4	0	3	13
Bradley	21	4-11	4-11	2-2	2	1	1	1	0	0	14
Kraft	11	1-4	1-4	0-0	1	0	1	0	0	0	3
Grant	24	3-7	1-3	0-2	4	0	0	3	1	3	7
Kitchings	18	2-4	0-0	0-0	4	2	1	2	0	1	4
Team					1						
Totals	200	24-63	11-32	4-7	28	16	18	14	1	9	63

Kentucky	MP	FG	3FG	FT	R	F	A	TO	B	S	TP
Prince	37	4-10	2-6	0-0	4	1	2	3	0	0	10
Allison	32	3-8	1-5	4-4	3	2	3	2	0	1	11
Magloire	28	6-7	0-0	11-11	11	3	0	1	4	2	23
Bogans	37	9-15	3-8	0-1	4	1	3	3	0	3	21
Smith	31	0-5	0-3	1-2	3	2	5	2	0	2	1
Blevins	13	2-3	2-3	0-0	0	0	3	0	0	0	6
Masiello	1	0-0	0-0	0-0	0	0	0	0	0	0	0
Tackett	4	0-1	0-0	0-0	0	1	1	0	0	0	0
Stone	17	2-4	0-0	0-0	3	0	0	3	0	0	4
Team					5						
Totals	200	26-53	8-25	16-18	33	10	17	14	4	7	76

Halftime: UK 35, USC 35; FG%: UK 49.1, USC 38.1; 3FG%: UK 32.0, USC 34.4; FT%: UK 88.9, USC 57.1; Officials: Patillo, Shows, Greene; Techs: None.

GAME 23

#12 Florida 90, #11 Kentucky 73
Feb. 8, 2000 • Gainesville, Fla.
O'Connell Center • Att: 11,818

The undermanned Wildcats were no match against the ferocious Florida pressure as the Gators handed the Cats their biggest loss of the season, 90-73. Keith Bogans led the Cats with a game-high 24 points as the freshman reached the 20-point plateau for the third straight game.

The Cats got in trouble early as Jamaal Magloire picked up two fouls in the first four minutes and was relegated to the bench for the rest of the half. In his stead, Marvin Stone notched a career-high 14 points, but his effort was not enough.

Led by Teddy Dupay with 14 points, Florida had six players score in double figures as the Gators shot 50 percent for the game and 47 percent from long range. Their defensive pressure was just as intense as they held the Cats to 41 percent shooting and outrebounded UK, 49-36. In the Tubby Smith era, only Utah in 1998 had outrebounded the Cats by a larger margin (15 boards) than UF.

Desmond Allison continued his consistent play as the Florida native scored 17 points and grabbed a career-high eight rebounds.

Kentucky	MP	FG	3FG	FT	R	F	A	TO	B	S	TP
Prince	28	3-10	0-3	0-0	3	5	1	1	2	0	6
Allison	37	5-8	1-3	6-9	8	2	3	0	0	0	17
Magloire	17	2-4	0-0	0-1	8	3	0	2	1	0	4
Bogans	32	9-20	3-8	3-6	5	2	0	3	0	1	24
Smith	29	0-3	0-1	2-2	1	5	2	2	0	0	2
Blevins	21	0-3	0-3	2-4	1	2	1	1	0	2	2
Tackett	12	1-2	1-1	1-2	0	2	2	0	0	1	4
Stone	24	5-10	0-0	4-7	5	3	0	2	1	0	14
Team					5			2			
Totals	200	25-60	5-19	18-31	36	24	9	13	4	4	73

Florida	MP	FG	3FG	FT	R	F	A	TO	B	S	TP
Wright	24	4-7	1-3	1-1	7	4	2	2	0	0	10
Dupay	24	3-9	3-6	5-6	2	3	3	0	0	1	14
Miller	27	3-6	0-1	5-9	18	4	3	4	0	2	11
Parker	21	6-9	1-1	0-3	3	0	1	0	2	0	13
Haslem	6	0-1	0-0	0-0	1	4	1	0	0	0	0
Harvey	27	4-10	0-0	3-6	5	4	1	1	1	1	11
Nelson	22	3-7	2-2	0-0	0	0	4	2	0	0	8
Hamilton	11	2-2	0-0	0-0	0	1	2	2	0	2	4
Bonner	18	4-6	1-2	3-3	5	1	0	0	1	0	12
Weaks	20	3-7	0-2	1-1	2	4	2	2	0	1	7
Team					6			1			
Totals	200	32-64	8-17	18-29	49	25	19	14	4	7	90

Halftime: UF 44, UK 35; FG%: UF 50.0, UK 41.7; 3FG%: UF 47.1, UK 26.3; FT%: UF 62.1, UK 58.1; Officials: Clougherty, Boudreaux, Poole; Techs: UF, Parker.

GAME 24

#25 LSU 70, #11 Kentucky 57
Feb. 13, 2000 • Baton Rouge, La.
Maravich Center • Att: 13,042

Kentucky scored a season-low 18 first-half points on 29 percent shooting from the field as LSU rode the hot hand of Stromile Swift to a 70-57 victory, giving UK its second two-game losing streak of the season.

Despite committing 14 turnovers in the first half, the Cats were trailing by four with 26 seconds to play in the half. But Swift hit a free throw, Brian Beshara added a rebound put-back and Jabari Smith nailed a three at the horn to give LSU a 10-point cushion.

The Cats came out sluggish in the second half as the Tigers doubled their lead to 20 in the first nine minutes. With 7:20 to play, Saul Smith took over, scoring 11 points in a 2:16 span. His three three-pointers were part of a 21-8 UK run that cut the deficit to five with 4:21 to play, but Swift came through in the clutch, scoring six points in the last three minutes to seal LSU's first win over the Cats since 1992.

Smith scored all of his team-high 15 points in the second half. Jamaal Magloire notched his 10th double-double of the season with 11 points and 10 rebounds.

Kentucky	MP	FG	3FG	FT	R	F	A	TO	B	S	TP
Prince	36	4-11	1-4	0-0	8	3	3	5	1	2	9
Allison	27	2-5	0-2	5-6	6	4	2	1	0	1	9
Magloire	35	4-11	0-0	3-7	10	3	0	6	0	1	11
Bogans	29	3-8	1-4	1-2	3	2	1	4	0	2	8
Smith	33	6-13	3-7	0-0	2	2	3	3	0	0	15
Blevins	15	2-4	1-2	0-0	1	0	3	0	0	3	5
Masiello	2	0-0	0-0	0-0	0	0	0	0	0	0	0
Tackett	3	0-1	0-0	0-0	1	0	0	0	0	0	0
Stone	8	0-0	0-0	0-0	3	3	0	3	0	0	0
Camara	12	0-4	0-0	0-0	1	3	0	1	1	1	0
Team					5						
Totals	200	21-57	6-19	9-15	40	20	12	23	2	10	57

LSU	MP	FG	3FG	FT	R	F	A	TO	B	S	TP
Beshara	30	7-14	2-6	5-6	7	2	2	3	0	3	21
Swift	33	9-15	1-2	7-8	8	1	0	1	1	0	26
Smith	33	4-8	1-1	1-5	8	3	3	1	0	3	10
Bright	30	1-4	0-0	2-4	1	1	7	1	0	5	4
Roland	32	1-9	0-3	0-1	4	3	1	5	0	1	2
Dupree	4	0-0	0-0	0-0	0	0	0	1	0	0	0
Williams	10	0-3	0-1	0-0	1	0	0	1	0	0	0
Temple	18	2-6	1-3	2-2	5	3	1	2	0	3	7
Bridgewater	10	0-2	0-0	0-0	1	3	0	2	0	1	0
Team					3						
Totals	200	24-61	5-16	17-26	38	16	14	17	1	17	73

Halftime: LSU 28, UK 18; FG%: LSU 39.3, UK 36.8; 3FG%: LSU 31.3, UK 31.6; FT%: LSU 65.4, UK 60.0; Officials: Burr, Pattillo, Shaw; Techs: UK, Allison.

GAME 25

#19 Kentucky 66, Alabama 54
Feb. 16, 2000 • Lexington, Ky.
Rupp Arena • Att: 22,137

Kentucky extended its overall home winning streak to 17 games with a 66-54 triumph over Alabama as the Cats remained tied for second in the SEC Eastern Division race.

On the heels of a two-game conference losing streak, the Cats unveiled a new up-tempo style. UK put up 40 shots in the first half, hitting 42.5 percent to take a 38-26 lead at the break.

Jules Camara played a key role in establishing the 13-point lead by scoring 10 points and pulling down four boards in 10 first-half minutes.

However, UK's shooting woes returned after halftime as the Crimson Tide rode a 13-2 run to cut the Cats' 18-point lead to five with 2:57 remaining. Rod Grizzard chipped in eight points during the stretch, but Kentucky responded as Desmond Allison grabbed an offensive board and dished it

back to Tayshaun Prince for a lay-up. Jamaal Magloire scored four straight points to end the Alabama rally.

Alabama	MP	FG	3FG	FT	R	F	A	TO	B	S	TP
Dudley	30	2-8	0-0	0-0	7	5	0	1	1	0	4
London	40	0-3	0-1	2-3	6	0	7	7	0	0	2
Meade	38	4-13	4-9	1-2	9	1	0	1	0	1	13
Martin	31	2-6	2-4	0-1	4	2	0	1	0	0	6
Grizzard	36	7-15	4-8	2-4	4	2	0	2	1	1	20
Cotton	13	2-10	0-1	0-0	3	1	0	1	0	0	4
Davis	2	1-1	1-1	0-0	0	0	0	0	0	0	3
Bakken	2	0-0	0-0	0-0	0	0	0	1	0	0	0
Haginas	8	1-3	0-0	0-0	1	2	0	0	0	0	2
Team					6			1			
Totals	200	19-59	11-24	5-10	40	13	7	15	2	2	54

Kentucky	MP	FG	3FG	FT	R	F	A	TO	B	S	TP
Prince	31	6-12	0-4	2-2	5	1	4	0	3	1	14
Allison	27	1-6	1-4	0-0	6	0	5	0	1	1	3
Magloire	26	7-13	0-0	2-3	9	3	0	1	2	0	16
Bogans	30	4-11	1-7	1-1	4	2	1	1	0	2	10
Smith	25	2-4	0-1	0-0	1	3	3	3	0	2	4
Blevins	15	0-2	0-2	0-0	0	0	0	0	0	0	0
Masiello	5	0-2	0-1	0-0	0	1	0	0	0	0	0
Tackett	12	0-4	0-4	0-0	1	0	1	1	0	0	0
Stone	13	4-6	0-0	1-2	7	1	1	0	2	0	9
Camara	16	5-11	0-0	0-0	6	2	1	0	2	0	10
Team					2						
Totals	200	29-71	2-23	6-8	41	13	16	6	10	6	66

Halftime: UK 38, Alabama 26; FG%: UK 40.8, Alabama 32.2; 3FG%: UK 8.70, Alabama 45.8; FT%: UK 75.0, Alabama 50.0; Officials: Burr, Cahill, Caldwell; Techs: None.

GAME 26

#19 Kentucky 70, Georgia 64

Feb. 19, 2000 • Lexington, Ky.
Rupp Arena • Att: 22,651

Despite the absence of Tayshaun Prince, UK defeated Georgia 70-64 as five Wildcats scored in double figures for the second time this season.

Prince, Keith Bogans and Desmond Allison were removed from the starting lineup for disciplinary reasons and Prince sat out the entire game. The Bulldogs opened the game in a zone defense, but the strategy backfired as UK hit 11 of 29 three-pointers.

However, the Dawgs' own three-point shooting kept them in the game and actually guided them into the locker room with a 35-30 halftime lead.

In the second half, trailing by seven, UK hit six consecutive three-pointers, including three by J.P. Blevins and two by Bogans. The Cats went up by six before three D.A. Layne free throws cut the margin to three, 62-59. A dunk by Jules Camara, a free throw by Jamaal Magloire and a three-pointer by Saul Smith propelled the Cats to their 19th victory.

Camara and Magloire each tallied a double-double, the first time this season that two Wildcats registered a double-double in the same game. Camara contributed nine offensive rebounds while Blevins hit a career-high four three-pointers.

Georgia	MP	FG	3FG	FT	R	F	A	TO	B	S	TP
Evans	30	5-7	0-0	2-4	8	3	1	3	0	0	12
Coleman	35	6-13	0-0	4-8	10	2	1	2	0	0	16
White	40	3-6	1-2	0-0	4	3	4	0	0	0	7
Patrick	33	2-7	1-1	2-2	4	2	2	2	0	1	7
Layne	34	5-16	5-13	3-3	0	4	1	4	0	1	18
Jones	13	0-1	0-1	2-2	1	1	0	1	0	0	2
Dryden	15	1-4	0-0	0-0	2	2	0	0	0	0	2
Team					3			1			
Totals	200	22-54	7-17	13-19	32	17	9	13	0	2	64



In 14 of the last 15 games, Keith Bogans scored double figures, including three straight 20-point games.

Kentucky	MP	FG	3FG	FT	R	F	A	TO	B	S	TP
Allison	20	1-4	1-3	0-0	3	4	3	1	0	0	3
Magloire	35	3-7	0-0	5-9	13	2	2	3	0	0	11
Bogans	22	4-13	3-10	2-2	3	2	1	0	0	1	13
Smith	34	3-8	3-8	2-2	3	2	5	4	0	1	11
Blevins	31	5-11	4-8	0-1	2	2	4	0	0	1	14
Tackett	4	0-1	0-0	0-0	0	0	0	0	0	0	0
Stone	21	1-3	0-0	4-4	1	2	0	0	0	0	6
Camara	33	5-11	0-0	2-2	12	2	3	5	3	0	12
Team					2						
Totals	200	22-58	11-29	15-20	38	16	18	13	3	3	70

Halftime: UK 30, Georgia 35; FG%: UK 37.9, Georgia 40.7; 3FG%: UK 37.9, Georgia 41.2; FT%: UK 75.0, Georgia 68.4; Officials: Boudreaux, Sitton, Crawford; Techs: None.

GAME 27

#7 Tennessee 74, #18 Kentucky 67

Feb. 23, 2000 • Knoxville, Tenn.
Thompson-Boling Arena • Att: 22,449

No. 7 Tennessee handed the Wildcats their third consecutive road-loss, 74-67, as the Vols' Tony Harris scored a game-high 27 points. Desmond Allison came off the bench to score a team-high 15 points and Tayshaun Prince added eight points, six boards and four assists as UK cut a 14-point lead to five inside the final two minutes. But it wasn't enough as UT remained in first place in the SEC East.

The Volunteers led by as many as 16 early in the second half. Harris led the Tennessee attack after a 1-for-14 performance vs. Vanderbilt in the previous game and Hopkinsville native Isiah Victor chipped 18 of his 22 points in the second half as UT gained a split in the regular-season series.

Jamaal Magloire recorded his 12th double-double of the season by scoring 11 points and pulling down 15 rebounds as Tennessee equaled its most wins in a season in school history (22).

Kentucky	MP	FG	3FG	FT	R	F	A	TO	B	S	TP
Prince	35	3-14	1-4	1-1	6	2	4	4	1	0	8
Allison	27	6-9	3-5	0-0	6	4	5	4	0	0	15
Magloire	31	5-13	0-0	1-2	15	4	0	3	4	0	11
Bogans	27	4-15	2-7	1-4	2	4	0	2	0	1	11
Smith	35	2-11	1-7	3-6	4	3	1	0	0	2	8
Blevins	14	2-2	2-2	0-0	2	4	1	1	0	1	6
Stone	9	1-3	0-0	0-0	4	1	0	2	0	0	2
Camara	22	3-5	0-0	0-0	3	3	0	0	1	1	6
Team					5						
Totals	200	26-72	9-25	6-13	47	25	11	16	6	5	67

Tennessee	MP	FG	3FG	FT	R	F	A	TO	B	S	TP
Victor	26	5-10	0-0	12-15	7	4	2	0	3	2	22
Yarbrough	35	2-9	0-2	0-0	6	1	4	1	1	3	4
Black	29	3-4	0-0	4-5	8	1	3	1	1	0	10
Higgins	30	1-4	0-1	1-2	5	1	2	2	0	0	3
Harris	36	7-14	6-11	7-8	1	4	2	4	0	0	27
Walker	7	0-2	0-1	0-0	0	0	1	0	0	1	0
Haislip	2	0-0	0-0	0-0	0	0	0	1	0	0	0
Woods	7	1-3	1-3	0-0	0	0	0	1	0	1	3
Davis	5	0-0	0-0	1-2	0	0	0	1	0	1	1
Slay	14	2-8	0-1	0-0	8	1	0	2	1	0	4
Hathaway	9	0-0	0-0	0-0	1	4	0	1	0	0	0
Team					2						
Totals	200	21-54	7-19	25-32	39	18	13	13	6	10	74

Halftime: UT 31, UK 23; FG%: UT 38.9, UK 36.1; 3FG%: UT 36.8, UK 36.0; FT%: UT 78.1, UK 46.2; Officials: Pattillo, Benedict, Greene; Techs: None.

GAME 28

#18 Kentucky 60, Arkansas 55

Feb. 26, 2000 • Lexington, Ky.
Rupp Arena • Att: 22,308

Jamaal Magloire tallied his third consecutive double-double with 15 points and 12 rebounds as Kentucky defeated Arkansas, 60-55.

The contest was much like the teams' typical match-ups in the '90s with eight lead changes and 10 ties.

The Wildcats started off quickly as Keith Bogans hit a three-pointer on each of UK's first two possessions. Steady play and solid rebounding helped Kentucky build a nine-point lead, 18-9. The Razorbacks rallied and went up by two when Chris Walker hit a three with 1:17 remaining in the first half. Up one to start the second half, the Cats quickly lost the lead as the sloppy play continued for both teams until UK captured the lead for good with seven minutes left.

Bogans' 22 points led the way for UK and marked his fourth 20-point game this season. The Cats also grabbed 45 rebounds, 17 more than the Razorbacks, and for the third straight game, UK pulled more than 20 off the offensive glass (21). But it was the Cats' worst shooting performance of the season -- 35.2 percent.

Arkansas	MP	FG	3FG	FT	R	F	A	TO	B	S	TP
Lane	12	2-2	0-0	0-0	0	5	0	0	1	0	4
Johnson	31	4-11	1-3	1-2	6	4	3	5	0	0	10
Dean	28	2-8	1-2	0-0	1	2	1	1	1	0	5
Eddins	30	4-8	3-7	1-2	4	3	1	0	0	0	12
Walker	33	3-8	1-4	0-0	1	1	2	1	0	0	7
Davis	6	0-2	0-1	0-0	1	1	0	1	0	0	0
Gipson	22	3-5	1-3	2-3	3	2	1	1	0	0	9
Gomez	6	0-2	0-0	0-0	2	0	0	0	0	0	0
Baker	24	2-5	2-3	0-0	6	5	0	0	0	1	6
Satchell	8	1-2	0-0	0-0	0	1	1	0	0	0	2
Team					4			1			
Totals	200	21-53	9-23		4-7	28	24	9	10	2	1	55

Kentucky	MP	FG	3FG	FT	R	F	A	TO	B	S	TP
Prince	32	3-9	1-7	1-4	11	0	2	0	0	0	8
Allison	23	0-1	0-1	0-0	0	1	0	1	0	1	0
Magloire	34	4-9	0-0	7-10	12	3	0	2	2	0	15
Bogans	36	6-12	2-7	8-12	9	2	2	2	0	1	22
Smith	32	1-8	0-7	0-0	3	1	2	3	0	0	2
Blevins	25	3-6	1-3	0-0	0	3	3	1	0	0	7
Stone	6	1-1	0-0	0-0	1	0	0	0	0	0	2
Camara	12	1-8	0-0	2-6	7	0	1	0	0	0	4
Team					2			1			
Totals	200	19-54	4-25	18-32	45	11	10	10	2	2	60

Halftime: UK 28, Arkansas 27; FG%: UK 35.2, Arkansas 39.6; 3FG%: UK 16.0, Arkansas 39.1; FT%: UK 56.3, Arkansas 57.1; Officials: Shaw, Poole, Stewart; Techs: UK bench.

GAME 29

#22 Kentucky 73, Mississippi State 61
Feb. 29, 2000 • Starkville, Miss.
Humphrey Coliseum • Att: 5,748

The Wildcats kept their hopes alive for a share of the SEC regular-season crown with a 71-63 win over Mississippi State as Jamaal Magloire became the 47th player in UK history to top the 1,000-point plateau.



Marvin Stone played with a broken right thumb at the end of the season, but still scored six points in UK's win over Georgia.

UK scored the first five points of the game and led the Bulldogs most of the way, building leads of 14 points twice in the second half. The defense was the story once again as the Cats held MSU to 36 percent shooting from the field.

State made one push late in the first half with UK leading 29-19. Michael Gholar canned a three and when Tang Hamilton completed a three-point play, the game was tied at 29, 55 seconds before halftime. But Desmond Allison stymied the run, nailing a three-pointer as UK took a 34-29 halftime lead. The 'Dogs cut it to three early in the second half but never threatened again.

Magloire and Tayshaun Prince led the Cats with 16 points apiece and Keith Bogans contributed 13 points and tied the UK freshman steals record with his 45th pilfer of the season.

Kentucky	MP	FG	3FG	FT	R	F	A	TO	B	S	TP
Prince	35	6-13	1-5	3-4	6	3	1	2	2	1	16
Allison	33	3-8	2-6	4-4	5	0	2	1	0	1	12
Magloire	31	7-12	0-0	2-3	9	4	1	3	1	0	16
Bogans	30	6-13	1-7	0-0	5	2	3	2	0	1	13
Smith	29	0-4	0-4	5-6	7	2	6	1	0	0	5
Blevins	13	1-3	1-3	0-0	2	2	3	0	0	1	3
Masiello	1	0-0	0-0	0-0	0	0	0	0	0	0	0
Tackett	11	1-3	0-2	0-0	0	2	0	1	0	1	2
Stone	9	2-2	0-0	0-0	0	0	0	1	0	0	4
Camara	8	1-1	0-0	0-0	3	3	0	0	2	0	2
Team					3						
Totals	200	27-59	5-27	14-17	40	16	16	11	5	5	73

Mississippi St.	MP	FG	3FG	FT	R	F	A	TO	B	S	TP
Hamilton	29	3-11	0-5	5-5	6	0	1	2	0	0	11
Gholar	32	5-12	2-6	0-0	8	1	1	2	0	0	12
Jackson	18	4-9	0-0	0-1	6	5	1	0	0	0	8
Myles	24	1-5	1-3	0-0	2	2	2	2	0	1	3
Jackson	32	5-14	2-6	0-0	4	0	2	2	0	0	12
Billups	5	0-0	0-0	0-0	0	0	0	0	0	0	0
Zimmerman	18	4-7	0-0	1-1	1	4	1	3	1	4	9
Patterson	22	0-4	0-1	2-2	5	1	2	1	0	0	2
Q. Smith	17	2-3	0-0	0-0	0	5	0	0	0	1	4
L. Smith	3	0-1	0-0	0-0	1	0	0	0	0	0	0
Team					4			1			
Totals	200	24-66	5-21	8-9	37	18	10	13	1	6	61

Halftime: UK 34, MSU 29; FG%: UK 45.8, MSU 36.4; 3FG%: UK 18.5, MSU 23.8; FT%: UK 82.4, MSU 88.9; Officials: Clougherty, Day, Monje; Techs: None.

GAME 30

#22 Kentucky 85, #8 Florida 70
March 4, 2000 • Lexington, Ky.
Rupp Arena • Att: 23,916

On Senior Day, the Wildcats used emotion and a new-found shooting touch to overwhelm Florida, 85-70. The win created four co-champions in the SEC, the Cats' 40th regular-season conference title.

Trailing 11-9, UK used a Keith Bogans' lay-up to spark an 18-2 run. The Cats led by 19 at halftime, holding UF to a season-low 24 first-half points.

After the break, UK built its lead to 26 points, but the Gators rallied behind Mike Miller. Held without a field goal until the final 13 minutes, he scored 17 of his 20 down the stretch as UF closed to within 10 points with 3:21 left. But the Cats withstood the rally and handed the Gators their worst loss of the season.



J.P. Blevins, Steve Masiello and Marquis Estill cheered the Wildcats to victory over Florida on Senior Day.

In his last home game, Jamaal Magloire collected his 14th double-double of the season and classmate Steve Masiello made his second career start. UK finished the season 14-0 at home, its eighth undefeated campaign at Rupp, running its home win streak to 20 games.

Florida	MP	FG	3FG	FT	R	F	A	TO	B	S	TP
Wright	27	1-2	1-1	9-12	3	2	0	3	0	0	12
Miller	34	7-14	1-3	5-6	6	1	1	2	0	1	20
Haslem	24	2-6	0-0	2-2	1	3	0	2	0	0	6
Dupay	16	2-4	0-2	0-0	3	1	3	0	0	0	4
Weaks	27	5-11	1-6	1-1	2	3	0	1	0	0	12
Harvey	16	2-6	0-0	0-0	4	5	0	0	0	1	4
Nelson	25	3-15	1-4	1-2	3	3	0	1	0	1	8
Hamilton	10	0-3	0-1	0-0	0	3	1	0	0	1	0
Bonner	13	2-5	0-1	0-0	8	2	0	1	0	0	4
Parker	8	0-1	0-1	0-0	1	1	0	1	0	0	0
Team					5			0			
Totals	200	24-67	4-19	18-23	36	24	5	11	0	4	70

Kentucky	MP	FG	3FG	FT	R	F	A	TO	B	S	TP
Prince	35	6-12	3-7	4-5	6	1	3	2	1	0	19
Allison	25	4-7	1-3	3-4	6	2	3	5	0	0	12
Magloire	32	3-6	0-0	8-12	13	1	3	2	1	1	14
Bogans	31	5-12	3-8	1-2	2	3	1	3	0	0	14
Smith	28	2-3	2-2	3-5	1	5	5	1	0	0	9
Blevins	8	0-1	0-0	0-0	1	1	0	0	0	0	0
Masiello	8	0-0	0-0	0-0	0	2	1	1	0	0	0
Tackett	1	0-1	0-1	0-0	0	0	0	0	0	0	0
Stone	11	2-2	0-0	1-2	1	2	0	1	1	0	5
Camara	21	5-7	0-0	2-2	2	3	1	0	4	0	12
Team					5			0			
Totals	200	27-51	9-21	22-32	37	20	17	15	7	1	85

Halftime: UK 43, UF 24; FG%: UK 52.9, UF 35.8; 3FG%: UK 42.9, UF 21.1; FT%: UK 68.8, UF 78.3; Officials: Shaw, Thibodeaux, Greene; Techs: none.

GAME 31

Arkansas 86, #16 Kentucky 72
SEC Tournament Quarterfinals
March 10, 2000 • Atlanta Ga.
Georgia Dome • Att: 24,447

Despite shooting 50 percent in the second half and having three players score in double figures, the Wildcats were eliminated from SEC Tournament play for only the second time since 1992, falling to Arkansas 86-72.

Sixteen first-half turnovers helped the Cats dig themselves a 14-point halftime deficit, UK's largest of the season.

In the second half, the Cats scored five quick baskets on four assists, including two three-pointers by Keith Bogans, to cut the Hogs' lead to nine with 16:43 left in the game. Over the next three minutes, however, the Razorbacks ran off 10 straight points. UK never got closer than 12 points the rest of the way en route to a season-high 27 turnovers.

The Cats did have Jamaal Magloire, Tayshaun Prince and Bogans score in double figures. Bogans' 25 points matched his season high. Magloire's 16 points and 13 rebounds gave him his league-leading 15th double-double.

Kentucky	MP	FG	3FG	FT	R	F	A	TO	B	S	TP
Prince	34	4-13	1-6	6-6	6	4	3	5	2	0	15
Allison	24	2-5	2-4	0-0	4	3	1	3	0	1	6
Magloire	33	5-7	0-0	6-8	13	4	0	2	0	0	16
Bogans	33	7-12	4-6	7-9	5	4	1	4	0	0	25
Smith	17	1-4	0-2	3-4	3	5	3	7	0	0	5
Blevins	26	0-3	0-2	1-2	0	2	3	1	0	0	1
Masiello	4	0-3	0-1	0-0	1	0	1	2	0	0	0
Tackett	5	0-2	0-1	0-0	0	1	0	0	0	0	0
Stone	6	1-2	0-0	0-1	2	1	0	1	0	0	2
Camara	18	1-3	0-0	0-0	4	1	0	2	2	0	2
Team					5						
Totals	200	21-54	7-22	23-30	43	25	12	27	4	1	72

Arkansas	MP	FG	3FG	FT	R	F	A	TO	B	S	TP
Johnson	31	8-15	1-4	4-6	5	3	0	3	1	2	21
Lane	18	4-5	0-0	0-3	3	4	1	0	0	0	8
Eddins	16	3-7	3-7	1-2	3	2	1	0	0	3	10
Gipson	25	6-12	3-4	1-2	4	3	1	1	1	1	16
Walker	26	3-8	0-3	6-9	1	0	1	0	0	1	12
Tatum	6	1-4	0-2	0-0	0	2	0	0	0	1	2
Cleveland	22	1-3	0-2	0-0	3	2	4	0	0	1	2
Dean	20	4-9	1-3	3-3	2	3	0	0	0	2	12
Davis	8	0-2	0-1	0-0	2	0	0	1	0	1	0
Gomez	3	0-0	0-0	0-2	1	0	0	0	0	0	0
Baker	17	0-1	0-0	1-2	3	3	1	0	0	1	1
Satchell	8	1-2	0-0	0-0	1	3	0	1	1	0	2
Team					3						
Totals	200	31-68	8-26	16-29	31	25	9	6	3	13	86

Halftime: UK 22, UA 36; FG%: UK 38.9, UA 45.6; 3FG%: UK 31.8, UA 30.8; FT%: UK 76.7, UA 55.2; Officials: Clougherty, Day, Greene; Techs: None.

GAME 32

#19 Kentucky 85, St. Bonaventure 80 (2OT)
NCAA Tournament • First Round
March 16, 2000 • Cleveland, Ohio
Convocation Center • Att: 13,374

In a tougher than expected first round game, UK held off St. Bonaventure in two overtimes to escape with an 85-80 victory.

For the second straight game, the Cats dug themselves a hole early as the Bonnies took a 10-point lead, 23-13. Fueled by seven points each from Keith Bogans and J.P. Blevins, UK answered with a 23-5 run to take an eight-point lead into the locker room.

In the second half, Kentucky quickly increased its lead to 13 points, but the Bonnies methodically fought back with their own 23-5 run to establish a five-point cushion with 5:44 remaining in regulation.

UK battled back, and trailing by three with only seven seconds left in regulation, Tayshaun Prince hit a clutch three-pointer to send the game into overtime. In the first OT, the Cats lived on the free-throw line and reclaimed a three-point lead with less than 10 seconds on the clock. A foul on a three-point shot allowed the Bonnies to tie it again inside the final second with three free throws.

In the second overtime, the Cats' defense held St. Bonaventure to four points as Prince finished with a career-high 28 points.

Kentucky	MP	FG	3FG	FT	R	F	A	TO	B	S	TP
Prince	48	8-17	5-9	7-9	7	2	3	3	3	1	28
Magloire	43	4-7	0-0	3-5	9	3	0	4	0	0	11
Bogans	45	5-12	0-5	9-13	5	1	3	2	0	1	19
Smith	33	3-7	0-4	1-2	4	5	8	5	0	2	7
Blevins	26	3-5	1-3	0-0	1	0	0	2	0	0	7
Stone	18	2-3	0-0	0-0	6	2	0	0	1	0	4
Camara	37	3-5	0-0	3-6	8	5	2	2	3	1	9
Team					6						
Totals	250	28-56	6-21	23-35	46	17	16	18	7	5	85

St. Bonaventure	MP	FG	3FG	FT	R	F	A	TO	B	S	TP
Capers	40	5-11	1-6	5-5	5	4	2	4	0	2	16
Massiah	17	1-2	0-1	0-1	2	4	0	0	1	0	2
Winn	48	4-17	1-10	1-2	2	1	10	3	0	4	10
Bremer	34	6-14	3-8	2-5	3	2	3	0	0	2	17
Prato	27	8-12	4-7	0-1	2	5	0	1	0	0	20
Cyrus	49	3-13	0-0	1-2	18	2	0	1	2	1	7
Siegrist	1	0-1	0-1	0-0	0	0	0	0	0	0	0
Paassen	29	2-7	0-0	4-6	7	5	0	1	0	0	8
Rucker	1	0-0	0-0	0-0	0	1	0	0	0	0	0
Cheeks	4	0-0	0-0	0-0	0	2	0	0	0	0	0
Team					3						
Totals	250	29-77	9-32	13-22	42	26	15	12	3	9	80

Halftime: UK 36, SB 28; FG%: UK 50.0, SB 37.7; 3FG%: UK 28.6, SB 28.1; FT%: UK 65.7, SB 59.1; Officials: Hartzell, Pescitelli, Thibodeaux; Techs: SB Cyrus.

GAME 33

#14 Syracuse 52, #19 Kentucky 50
NCAA Tournament • Second Round
March 18, 2000 • Cleveland, Ohio
Convocation Center • Att: 13,374

In a game that had 12 ties and 13 lead changes, Syracuse edged Kentucky, 52-50, the Cats' first second-round tournament exit since 1994.

UK claimed a six-point lead in the first half after a J.P. Blevins three-pointer put the Cats up 18-12. Syracuse battled back ahead before a Keith Bogans' three-pointer tied the game at 23 at intermission.

In the second half, the game remained close thanks to superior defense by both teams. The Cats held the Orangemen to a dismal 16.7 percent three-point shooting while converting 48.0 percent from the field themselves, but the stingy SU zone defense forced UK into 19 turnovers.

Tayshaun Prince tried to rally the Cats, scoring all 10 points in a 10-4 run that gave UK a three-point lead, 45-42, with 6:33 left. Key plays by Etan Thomas and Jason Hart allowed SU to go back in front, before two dunks by Jules Camara tied the game at 50 with two minutes remaining.

Preston Shumpert then popped open on the right wing for a shot that put Syracuse up two with 36 seconds remaining. Bogans drove the lane in the waning moments, but his heavily contested shot misfired and Prince's putback caromed off the front of the rim.

Kentucky	MP	FG	3FG	FT	R	F	A	TO	B	S	TP
Prince	33	4-7	2-3	0-0	7	2	0	2	0	1	10
Magloire	38	5-11	0-0	2-3	9	2	0	7	3	2	12
Bogans	35	4-10	2-5	2-5	5	0	4	3	0	1	12
Smith	38	1-6	1-4	0-0	2	3	2	6	0	1	3
Blevins	12	1-3	1-3	0-0	0	0	2	0	0	0	3
Stone	12	0-1	0-0	0-0	3	0	0	0	0	0	0
Camara	32	4-9	0-0	2-2	4	2	6	1	3	1	10
Team					3						
Totals	200	19-47	6-15	6-10	33	9	14	19	6	6	50

Syracuse	MP	FG	3FG	FT	R	F	A	TO	B	S	TP
Shumpert	26	4-14	2-8	2-2	4	0	0	0	0	4	12
Bland	13	1-3	0-0	0-0	0	2	0	2	0	0	2
Hart	36	2-10	0-4	2-2	5	1	5	4	0	1	6
Griffin	5	0-1	0-1	0-0	0	2	1	0	0	0	0
Williams	26	2-8	2-6	0-0	3	1	0	2	0	0	6
Brown	26	4-10	0-0	0-0	7	2	0	1	1	1	8
Blackwell	38	3-11	0-2	3-4	7	1	0	2	0	2	9
Thomas	30	4-6	0-0	1-2	10	5	0	1	3	0	9
Team					4						
Totals	200	20-63	4-21	8-10	40	14	6	13	4	8	52

Halftime: UK 23, SU 23; FG%: UK 40.4, SU 31.7; 3FG%: UK 40.0, SU 19.0; FT%: UK 60.0, SU 80.0; Officials: Hartzell, Shaw, Hunt; Techs: none.

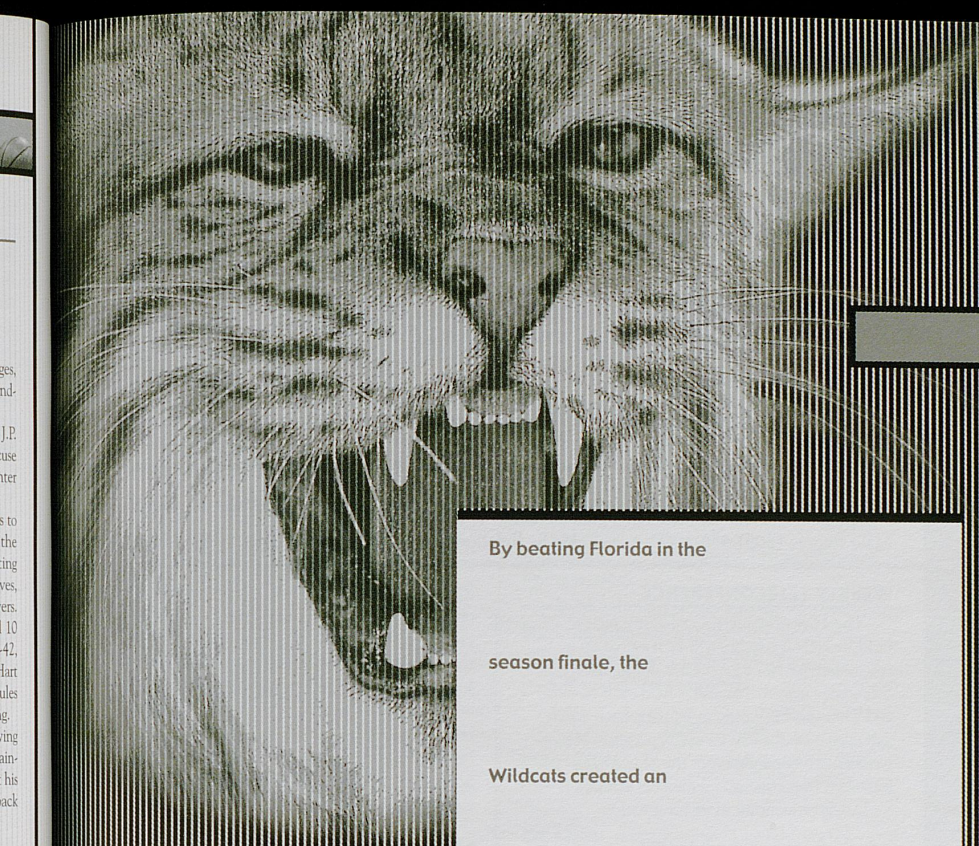

SEC

By beating Florida in the season finale, the Wildcats created an unprecedented four-way tie for the league crown, UK's 40th SEC Championship.



SEC ADMINISTRATIVE STAFF



ROY KRAMER
Commissioner



MARK WOMACK
Executive Associate Commissioner



JIM McCULLOUGH
Associate Commissioner



JOHN GUTHRIE
Associate Commissioner



BRAD DAVIS
Associate Commissioner



MARK WHITWORTH
Associate Commissioner



DR. SHARON GAUNT
Associate Commissioner



DEBBIE CORUM
Associate Commissioner



BETH DEBAUCHE
Associate Commissioner



LEANN COOK
Assistant Commissioner



KARL HICKS
Assistant Commissioner



PAT WALL
Senior Executive Consultant

MEDIA RELATIONS STAFF



CHARLES BLOOM
Associate Commissioner



DEWAYNE PEEVEY
Men's Basketball Contact



TAMMY WILSON
Women's Basketball Contact



ALLYSON QUINN
Administrative Assistant

SEC OFFICE

2201 Richard Arrington Blvd. N. • Birmingham, AL 35203-1103
Main Phone: (205) 458-3000 • SEC Media Relations: (205) 458-3010 • Fax: (205) 458-3030

WEEKLY TELECONFERENCE

The 12 Southeastern Conference men's head basketball coaches will be featured on a teleconference twice each week during the conference season. The call is held each Monday and Thursday beginning in January. Each coach will appear on the call for seven minutes. Media representatives may contact the SEC Media Relations Department or a member school's S.I.D. Department for more information.

Teleconference Schedule (ET)

11:00 a.m.	Billy Donovan (Florida)
11:07 a.m.	Jim Harrick (Georgia)
11:14 a.m.	Tubby Smith (Kentucky)
11:21 a.m.	Jerry Green (Tennessee)
11:28 a.m.	Kevin Stallings (Vanderbilt)
11:35 a.m.	Eddie Fogler (S. Carolina)
11:42 a.m.	SEC Women's Coach
11:49 a.m.	Mark Gottfried (Alabama)
11:56 a.m.	Cliff Ellis (Auburn)
12:03 p.m.	Rob Barnes (Ole Miss)
12:10 p.m.	Rick Stansbury (MSU)
12:17 p.m.	Nolan Richardson (Arkansas)
12:24 p.m.	John Brady (LSU)

SEC ON THE WEB

Southeastern Conference basketball information can be accessed on the Web at **www.secsports.com.** The page is complete with team information, tournament information and much, much more.

Basketball information and statistics are updated throughout the week with standings, statistics, schedules, notes and other information available.

SEC INFORMATION

Releases, statistics and the last box score are available from each of the 12 Southeastern Conference schools 24-hours-a-day via Internet or fax.

Media representatives can log onto mediateamlink.com, a comprehensive web site with complete information from all 12 SEC schools and the SEC office. Information can be accessed on-demand, or if preferred, the system can automatically fax or email the updated information every time it's updated. Just sign up at the site and begin using immediately.

Outlets wishing to access the information by fax must call 800-300-2050 from the handset of a fax machine and enter a pin number. A pin can be acquired by calling 770-399-0096. The SEC pass-code is 732.

SEC HISTORY

The Southeastern Conference was formed Dec. 8-9, 1932, to include 13 schools: Alabama, Auburn, Florida, Georgia, Georgia Tech, Kentucky, LSU, Ole Miss, Mississippi State, Sewanee, Tennessee, Tulane and Vanderbilt.

Frank L. McVey of Kentucky was the first president of the league. The office of commissioner was formed in 1940 in response to the growing amount of detail work involved in administering the league. The first commissioner was former Mississippi governor Martin Conner (1940-48), followed by Bernie Moore (1948-66), A.M. "Tonto" Coleman (1966-72), Dr. Boyd McWhorter (1972-86), Dr. Harvey Schiller (1986-90) and Roy Kramer (1990-present).

The first SEC champions were crowned in 1933 in baseball, basketball, football and outdoor track. Cross country, golf, swimming, tennis and indoor track were added later. The SEC began recognizing women's championships during the 1979-80 school year and women's athletics officially came under the auspices of the conference office on Sept. 1, 1984.

The SEC currently regulates nine men's sports and 11 women's sports. The men's sports are baseball, basketball, football, golf, swimming, tennis and track (indoor, outdoor and cross country). The women's sports are basketball, golf, gymnastics, soccer, softball, swimming, tennis, track (indoor, outdoor and cross country) and volleyball.

MEDIATEAMLINK.COM

	SEC	UA	ARK	AU	UF	UG	UK	LSU	UM	MSU	USC	UT	VU
Release	1151	1230	1315	1430	1525	1617	1720	1830	1920	2028	2110	2207	2315
Stats	1108	1233	1316	1432	1526	1619	1721	1832	1922	2030	2112	2209	2317
Notes	1110	1231	1315	1431	1542	1618	1722	1831	1921	2029	2111	2208	2316
Box Score	—	1224	1319	1435	1532	1622	1725	1806	1924	2035	2118	2211	2318

1999-00 FINAL SEC STANDINGS

EASTERN DIVISION

	SEC	PCT.	ALL	PCT.	POST
Tennessee *	12-4	.750	26-7	.788	NCAA (2-1)
Kentucky *	12-4	.750	28-10	.697	NCAA (1-1)
Florida *	12-4	.750	29-8	.784	NCAA (5-1)
Vanderbilt	8-8	.500	19-11	.633	NIT (0-1)
South Carolina	5-11	.313	15-17	.469	
Georgia	3-13	.188	10-20	.333	

** SEC Co-Champions*

WESTERN DIVISION

	SEC	PCT.	ALL	PCT.	POST
LSU *	12-4	.750	28-6	.824	NCAA (2-1)
Auburn	9-7	.568	24-10	.706	NCAA (1-1)
Arkansas •	7-9	.438	19-15	.559	NCAA (0-1)
Alabama	6-10	.375	13-16	.448	
Mississippi State	5-11	.313	14-16	.467	
Ole Miss	5-11	.313	19-14	.576	NIT (2-1)

•SEC Tournament Champions

2000 SEC TOURNAMENT RESULTS

Georgia Dome, Atlanta, Ga.

FIRST ROUND - MARCH 9
South Carolina 69, Alabama 59
Vanderbilt 76, Mississippi State 53
Florida 89, Ole Miss 67
Arkansas 71, Georgia 64

QUARTERFINALS - MARCH 10
South Carolina 75, Tennessee 68
LSU 71, Vanderbilt 60
Auburn 78, Florida 70
Arkansas 86, Kentucky 72

SEMIFINALS - MARCH 11
Auburn 77, South Carolina 72 (OT)
Arkansas 69, LSU 67

FINALS - MARCH 12
Arkansas 75, Auburn 67

SEC ALL-TOURNAMENT TEAM

Brandon Dean, Arkansas (MVP)
Joe Johnson, Arkansas
Mark McGadney, Auburn
Mamadou N'diaye, Auburn
Doc Robinson, Auburn

UK'S SEC DOMINATION

Kentucky has won 80 of its last 96 (83.3%) regular-season SEC games. The success helps the Wildcats maintain their lifetime league domination with a 758-202 (78.9%) record through 67 seasons.

The Big Blue now claims 40 SEC Championships and 22 tournament titles, more crowns in each category than all the other league teams combined.

NCAA TOURNAMENT SUCCESS

The SEC began the new century in the NCAA Tournament with 11 wins in the 2000 March Madness, second only to the Big Ten. Kentucky, which has won two of the last five national championships, made it to the second round of the Big Dance with a double-overtime win against St. Bonaventure before ultimately losing to Syracuse.

Over the last seven seasons, the SEC has been the winningest conference in NCAA Tournament play. Since 1994, the league has posted a 70-32 record (68.6%).

1994-2000

CONFERENCE	7-YEAR NCAA RECORD
SEC	70-32 (.686)
ACC	57-32 (.640)
Big East	55-32 (.632)
Pac-10	45-29 (.608)
Big Ten	56-39 (.589)
Big 12*	44-36 (.550)

**Combined records of teams of the former Big Eight and Southwest conferences before 1997*

SEC'S FINAL FOUR APPEARANCES

Since 1993, the SEC leads the nation in most appearances in the Final Four with nine, while having four different schools represented in the Final Four. Kentucky has been the kingpin institution, making four trips to the Final Four in the 1990s alone.

The ACC has made six appearances on the final weekend spread among two teams since '86. The Big Ten has had five different teams advance to the Final Four in the last seven years.

SEC MEANS NBA

- Since 1949, 339 players have been taken in the annual NBA Draft.
- In 2000, eight SEC stars were drafted, following 47 players chosen in the 1990s. Five of these athletes, including Kentucky's Jamaal Magloire, were chosen in the first round in 2000.

ASSOCIATED PRESS ALL-SEC

FIRST TEAM
Doc Robinson, Auburn
Jamaal Magloire, Kentucky
Stromile Swift, LSU
Tony Harris, Tennessee
Dan Langhi, Vanderbilt

SECOND TEAM
Schea Cotton, Alabama
Joe Johnson, Arkansas
Chris Porter, Auburn
Mike Miller, Florida
Anthony Evans, Georgia
D.A. Layne, Georgia
Jabari Smith, LSU
Vincent Yarbrough, Tennessee

THIRD TEAM
Teddy Dupay, Florida
Udonis Haslem, Florida
Kenyan Weaks, Florida
Torris Bright, LSU
Jason Harrison, Ole Miss
Atiba Prater, Vanderbilt

COACH OF THE YEAR
John Brady, LSU

CO-PLAYERS OF THE YEAR
Stromile Swift, LSU
Dan Langhi, Vanderbilt

NEWCOMER OF THE YEAR
Joe Johnson, Arkansas

COACHES ALL-SEC

FIRST TEAM
Mike Miller, Florida*
Jamaal Magloire, Kentucky
Stromile Swift, LSU*
Tony Harris, Tennessee
Dan Langhi, Vanderbilt

SECOND TEAM
Chris Porter, Auburn
Doc Robinson, Auburn
Tayshaun Prince, Kentucky
Jabari Smith, LSU
Vincent Yarbrough, Tennessee

THIRD TEAM
Joe Johnson, Arkansas
Udonis Haslem, Florida
Anthony Evans, Georgia
Robert Jackson, Mississippi St.
Isiah Victor, Tennessee

ALL-FRESHMAN TEAM
Joe Johnson, Arkansas*
Donnell Harvey, Florida
Keith Bogans, Kentucky
Torris Bright, LSU
Chuck Eidson, South Carolina

COACH OF THE YEAR
John Brady, LSU

PLAYER OF THE YEAR
Dan Langhi, Vanderbilt

CO-FRESHMEN OF THE YEAR
Joe Johnson, Arkansas
Torris Bright, LSU

**Unanimous selection*

SCORING

Player-Team	G	FG	3FG	FT	Pts	Avg/G
1. Dan Langhi-VU	30	222	58	162	664	22.1
2. D.A. Layne-UG	30	176	91	107	550	18.3
3. Stromile Swift-LSU	34	208	7	127	550	16.2
4. Schea Cotton-UA	27	136	14	132	418	15.5
5. Vincent Yarbrough-UT	33	172	53	92	489	14.8
6. Anthony Evans-UG	30	174	0	94	442	14.7
7. Chris Porter-AU	26	141	4	94	380	14.6
8. Tony Harris-UT	33	149	73	110	481	14.6
9. Tang Hamilton-MS	30	161	43	67	432	14.4
10. Marcus Hicks-UM	33	180	12	99	471	14.3
11. Mike Miller-UF	37	175	47	124	521	14.1
12. Tayshaun Prince-UK	**32**	**153**	**46**	**74**	**426**	**13.3**
13. Jamaal Magloire-UK	**33**	**148**	**0**	**139**	**435**	**13.2**
14. Rod Grizzard-UA	29	135	57	55	382	13.2
15. Jabari Smith-LSU	34	156	13	100	425	12.5
16. Keith Bogans-UK	**33**	**138**	**48**	**87**	**411**	**12.5**
17. Shon Coleman-UG	30	149	0	74	372	12.4
18. Robert Jackson-MS	28	133	0	77	343	12.2
19. Rahim Lockhart-UM	33	165	0	73	403	12.2
20. Antonio Jackson-MS	30	129	65	38	361	12.0

REBOUNDING

Player-Team	G	OFF	DEF	TOT	Avg/G
1. Jamaal Magloire-UK	**33**	**116**	**184**	**300**	**9.1**
2. Anthony Evans-UG	30	114	147	261	8.7
3. Rahim Lockhart-UM	33	118	160	278	8.4
4. Stromile Swift-LSU	34	103	176	279	8.2
5. Shon Coleman-UG	30	94	152	246	8.2
6. Erwin Dudley-UA	29	91	143	234	8.1
7. Mamadou N'diaye-AU	34	95	172	267	7.9
8. Chris Porter-AU	26	94	97	191	7.3
9. Robert Jackson-MS	28	96	101	197	7.0
10. Jabari Smith-LSU	34	83	156	239	7.0
11. Donnell Harvey-UF	37	99	159	258	7.0
12. Vincent Yarbrough-UT	33	80	148	228	6.9
13. Mike Miller-UF	37	80	163	243	6.6
14. Anthony Williams-VU	30	62	131	193	6.4
15. Tang Hamilton-MS	30	34	153	187	6.2
16. Isiah Victor-UT	33	70	132	202	6.1
17. Dan Langhi-VU	30	47	134	181	6.0
18. Tayshaun Prince-UK	**32**	**65**	**127**	**192**	**6.0**
19. Marcus Hicks-UM	33	70	125	195	5.9
20. C.J. Black-UT	32	81	89	170	5.3

FIELD GOAL PERCENTAGE

Player-Team	G	FG	FGA	Pct
1. Stromile Swift-LSU	34	208	342	.608
2. Anthony Evans-UG	30	174	299	.582
3. Rahim Lockhart-UM	33	165	284	.581
4. Marcus Hicks-UM	33	180	363	.496
5. Dan Langhi-VU	30	222	465	.477
6. Tang Hamilton-MS	30	161	342	.471
7. Vincent Yarbrough-UT	33	172	368	.467
8. Chris Porter-AU	26	141	304	.464
9. Schea Cotton-UA	27	136	317	.429
10. D.A. Layne-UG	30	176	439	.401

ASSISTS

Player-Team	G	Assists	Avg/G
1. Atiba Prater-VU	30	180	6.00
2. Doc Robinson-AU	34	175	5.15
3. Todd Myles-MS	27	120	4.44
4. Aaron Lucas-SC	28	123	4.39
5. Torris Bright-LSU	34	147	4.32
6. Tony Harris-UT	33	134	4.06
7. James Strong-VU	28	113	4.04
8. Chuck Eidson-SC	32	128	4.00
9. Tarik London-UA	29	109	3.76
10. Moses White-UG	29	105	3.62

FREE-THROW PERCENTAGE

Player-Team	G	FTM	FTA	Pct
1. Dan Langhi-VU	30	162	186	.871
2. Anthony Williams-VU	30	81	95	.853
3. D.A. Layne-UG	30	107	131	.817
4. Brent Wright-UF	35	88	109	.807
5. Jason Harrison-UM	33	109	137	.796
6. Erwin Dudley-UA	29	78	103	.757
7. Tony Harris-UT	33	110	148	.743
8. Vincent Yarbrough-UT	33	92	125	.736
9. Mike Miller-UF	37	124	170	.729
10. C.J. Black-UT	32	86	119	.723

STEALS

Player-Team	G	Steals	Avg/G
1. Chuck Eidson-SC	32	93	2.91
2. T.J. Cleveland-AR	26	70	2.69
3. Torris Bright-LSU	34	70	2.06
4. Chris Porter-AU	26	52	2.00
5. Atiba Prater-VU	30	56	1.87
6. James Strong-VU	28	52	1.86
7. Chris Walker-AR	34	59	1.74
8. Rahim Lockhart-UM	33	55	1.67
Vincent Yarbrough-UT	33	55	1.67
10. Brandon Dean-AR	34	56	1.65
Lamont Roland-LSU	34	56	1.65

THREE-POINT FIELD GOAL PERCENTAGE

Player-Team	G	3FG	FGA	Pct
1. Terrence Meade-UA	28	60	142	.423
2. Jamel Bradley-SC	31	59	142	.415
3. T.J. Cleveland-AR	26	49	118	.415
4. Kenyan Weaks-UF	37	56	135	.415
5. Dan Langhi-VU	30	58	144	.403

THREE-POINT FIELD GOALS MADE

Player-Team	G	3FG	Avg/G
1. D.A. Layne-UG	30	91	3.03
2. Sam Howard-VU	30	78	2.60
3. Tony Harris-UT	33	73	2.21
4. Antonio Jackson-MS	30	65	2.17
5. Terrence Meade-UA	28	60	2.14

BLOCKS

Player-Team	G	Blocks	Avg/G
1. Stromile Swift-LSU	34	95	2.79
2. Mamadou N'diaye-AU	34	66	1.94
3. Jamaal Magloire-UK	**33**	**57**	**1.73**
4. C.J. Black-UT	32	55	1.72
5. Jules Camara-UK	**31**	**50**	**1.61**
6. Rahim Lockhart-UM	33	46	1.39
7. Tayshaun Prince-UK	**32**	**41**	**1.28**
8. Rod Grizzard-UA	29	37	1.28
9. Isiah Victor-UT	33	39	1.18
10. Alonzo Lane-AR	34	34	1.00
Vincent Yarbrough-UT	33	33	1.00

ASSIST/TURNOVER RATIO

Player-Team	G	Asst	Avg	Turn	Avg	Ratio
1. Doc Robinson-AU	34	175	5.1	66	1.9	2.65
2. Atiba Prater-VU	30	180	6.0	75	2.5	2.40
3. Todd Myles-MS	27	120	4.4	60	2.2	2.00
4. Jon Higgins-UT	33	71	2.2	39	1.2	1.82
5. Kenyan Weaks-UF	37	76	2.1	43	1.2	1.77
6. Desmond Allison-UK	**31**	**73**	**2.4**	**44**	**1.4**	**1.66**
7. Aaron Lucas-SC	28	123	4.4	78	2.8	1.58
8. Tony Harris-UT	33	134	4.1	86	2.6	1.56
9. T.J. Cleveland-AR	26	76	2.9	50	1.9	1.52
10. Teddy Dupay-UF	37	97	2.6	65	1.8	1.49
Jason Flanigan-UM	31	97	3.1	65	2.1	1.49

OFFENSIVE REBOUNDS

Player-Team	G	No.	Avg/G
1. Anthony Evans-UG	30	114	3.80
2. Chris Porter-AU	26	94	3.62
3. Rahim Lockhart-UM	33	118	3.58
4. Jamaal Magloire-UK	**33**	**116**	**3.52**
5. Robert Jackson-MS	28	96	3.43

DEFENSIVE REBOUNDS

Player-Team	G	No.	Avg/G
1. Jamaal Magloire-UK	**33**	**184**	**5.58**
2. Stromile Swift-LSU	34	176	5.18
3. Tang Hamilton-MS	30	153	5.10
4. Shon Coleman-UG	30	152	5.07
5. Mamadou N'diaye-AU	34	172	5.06

SCORING OFFENSE

Team	G	W-L	Pts	Avg/G
1. Florida	37	29-8	3102	83.8
2. Tennessee	33	26-7	2629	79.7
3. LSU	34	28-6	2578	75.8
4. Vanderbilt	30	19-11	2243	74.8
5. Arkansas	34	19-15	2529	74.4
6. Mississippi State	30	14-16	2168	72.3
7. Alabama	29	13-16	2094	72.2
8. Georgia	30	10-20	2147	71.6
9. Ole Miss	33	19-14	2355	71.4
10. Auburn	34	24-10	2425	71.3
11. Kentucky	**33**	**23-10**	**2280**	**69.1**
12. South Carolina	32	15-17	2190	68.4

SCORING DEFENSE

Team	G	Pts	Avg/G
1. LSU	34	2132	62.7
2. Kentucky	**33**	**2074**	**62.8**
3. Auburn	34	2190	64.4
4. South Carolina	32	2152	67.2
5. Tennessee	33	2239	67.8
6. Ole Miss	33	2271	68.8
7. Florida	37	2548	68.9
8. Vanderbilt	30	2090	69.7
9. Arkansas	34	2372	69.8
10. Mississippi State	30	2113	70.4
11. Alabama	29	2099	72.4
12. Georgia	30	2252	75.1

OFFENSIVE REBOUNDS

Team	G	No.	Avg/G
1. Auburn	34	533	15.68
2. Tennessee	33	480	14.55
3. Florida	37	533	14.41
4. Kentucky	**33**	**475**	**14.39**
5. Alabama	29	412	14.21
6. Georgia	30	406	13.53
7. Mississippi State	30	404	13.47
8. Ole Miss	33	438	13.27
9. Arkansas	34	451	13.26
10. South Carolina	32	423	13.22
11. LSU	34	448	13.18
12. Vanderbilt	30	314	10.47

DEFENSIVE REBOUNDS

Team	G	No.	Avg/G
1. LSU	34	925	27.21
2. Georgia	30	768	25.60
3. Tennessee	33	834	25.27
4. Kentucky	**33**	**825**	**25.00**
5. Florida	37	919	24.84
6. Alabama	29	713	24.59
7. Ole Miss	33	799	24.21
8. Auburn	34	806	23.71
9. Mississippi State	30	709	23.63
10. Vanderbilt	30	700	23.33
11. South Carolina	32	673	21.03
12. Arkansas	34	708	20.82

FIELD GOAL PERCENTAGE

Team	G	FG	FGA	Pct
1. LSU	34	915	1880	.487
2. Florida	37	1104	2299	.480
3. Georgia	30	792	1716	.462
4. Vanderbilt	30	782	1710	.457
5. Mississippi State	30	803	1772	.453
6. Tennessee	33	909	2019	.450
7. Ole Miss	33	827	1873	.442
8. South Carolina	32	797	1821	.438
9. Alabama	29	715	1665	.429
10. Arkansas	34	931	2168	.429
11. Kentucky	**33**	**793**	**1873**	**.423**
12. Auburn	34	875	2119	.413

FIELD GOAL PERCENTAGE DEFENSE

Team	G	FG	FGA	Pct
1. LSU	34	781	2046	.382
2. Kentucky	**33**	**757**	**1941**	**.390**
3. Tennessee	33	823	2030	.405
4. Auburn	34	786	1916	.410
5. Florida	37	899	2138	.420
6. Georgia	30	831	1950	.426
7. Arkansas	34	799	1873	.427
8. Alabama	29	748	1753	.427
9. South Carolina	32	774	1796	.431
10. Ole Miss	33	772	1782	.433
11. Mississippi State	30	770	1776	.434
12. Vanderbilt	30	773	1750	.442

THREE-POINT FIELD GOAL PERCENTAGE

Team	G	FG	FGA	Pct
1. Vanderbilt	30	222	607	.366
2. Florida	37	266	732	.363
3. Tennessee	33	266	736	.361
4. South Carolina	32	238	668	.356
5. LSU	34	196	558	.351
6. Arkansas	34	292	832	.351
7. Alabama	29	186	540	.344
8. Georgia	30	145	423	.343
9. Mississippi State	30	200	593	.337
10. Ole Miss	33	196	588	.333
11. Auburn	34	227	695	.327
12. Kentucky	**33**	**188**	**643**	**.292**

THREE-POINT FIELD GOAL PCT DEFENSE

Team	G	FG	FGA	Pct
1. LSU	34	233	745	.313
2. Auburn	34	210	662	.317
3. Tennessee	33	194	608	.319
4. Vanderbilt	30	198	620	.319
5. Ole Miss	33	172	534	.322
6. Kentucky	**33**	**224**	**688**	**.326**
7. Florida	37	234	713	.328
8. Alabama	29	204	621	.329
9. Georgia	30	228	657	.347
10. Mississippi State	30	196	563	.348
11. South Carolina	32	242	670	.361
12. Arkansas	34	206	570	.361

THREE-POINT FIELD GOALS MADE

Team	G	3FG	Avg/G
1. Arkansas	34	292	8.59
2. Tennessee	33	266	8.06
3. South Carolina	32	238	7.44
4. Vanderbilt	30	222	7.40
5. Florida	37	266	7.19
6. Auburn	34	227	6.68
7. Mississippi State	30	200	6.67
8. Alabama	29	186	6.41
9. Ole Miss	33	196	5.94
10. LSU	34	196	5.76
11. Kentucky	**33**	**188**	**5.70**
12. Georgia	30	145	4.83

FREE THROW PERCENTAGE

Team	G	FTM	FTA	Pct
1. Vanderbilt	30	457	624	.732
2. Alabama	29	478	673	.710
3. Florida	37	628	885	.710
4. Kentucky	**33**	**506**	**735**	**.688**
5. Tennessee	33	545	798	.683
6. Mississippi State	30	362	541	.669
7. Auburn	34	448	684	.655
8. Georgia	30	418	641	.652
9. Ole Miss	33	505	778	.649
10. LSU	34	552	858	.643
11. South Carolina	32	358	584	.613
12. Arkansas	34	375	622	.603

BLOCKS

Team	G	Blocks	Avg/G
1. Tennessee	33	192	5.82
2. Kentucky	**33**	**185**	**5.61**
3. LSU	34	180	5.29
4. Alabama	29	119	4.10
5. Florida	37	141	3.81
6. Ole Miss	33	122	3.70
7. Arkansas	34	120	3.53
8. Mississippi State	30	105	3.50
9. South Carolina	32	109	3.41
10. Georgia	30	98	3.27
11. Auburn	34	110	3.24
12. Vanderbilt	30	63	2.10

ASSISTS

Team	G	Assists	Avg/G
1. Florida	37	611	16.51
2. Vanderbilt	30	457	15.23
3. Georgia	30	453	15.10
4. LSU	34	503	14.79
5. Tennessee	33	481	14.58
6. South Carolina	32	446	13.94
7. Ole Miss	33	454	13.76
8. Arkansas	34	458	13.47
9. Kentucky	**33**	**427**	**12.94**
10. Auburn	34	437	12.85
11. Mississippi State	30	385	12.83
12. Alabama	29	312	10.76

STEALS

Team	G	Steals	Avg/G
1. Arkansas	34	379	11.15
2. Florida	37	365	9.86
3. LSU	34	313	9.21
4. Tennessee	33	290	8.79
5. South Carolina	32	269	8.41
6. Ole Miss	33	244	7.39
7. Auburn	34	247	7.26
8. Vanderbilt	30	214	7.13
9. Alabama	29	184	6.34
10. Mississippi State	30	184	6.13
11. Kentucky	**33**	**201**	**6.09**
12. Georgia	30	164	5.47

REBOUNDING MARGIN

Team	G	TEAM	Avg	OPP	Avg	Margin
1. LSU	34	1373	40.4	1100	32.4	+8.0
2. Florida	37	1452	39.2	1258	34.0	+5.2
3. Kentucky	**33**	**1300**	**39.4**	**1135**	**34.4**	**+5.0**
4. Auburn	34	1339	39.4	1206	35.5	+3.9
5. Ole Miss	33	1237	37.5	1110	33.6	+3.8
6. Georgia	30	1174	39.1	1080	36.0	+3.1
7. Mississippi St.	30	1113	37.1	1019	34.0	+3.1
8. Tennessee	33	1314	39.8	1228	37.2	+2.6
9. Alabama	29	1125	38.8	1050	36.2	+2.6
10. So. Carolina	32	1096	34.2	1112	34.8	-0.5
11. Vanderbilt	30	1014	33.8	1045	34.8	-1.0
12. Arkansas	34	1159	34.1	1374	40.4	-6.3

REBOUNDING

Team	G	Reb	Avg/G
1. LSU	34	1373	40.4
2. Tennessee	33	1314	39.8
3. Kentucky	**33**	**1300**	**39.4**
4. Auburn	34	1339	39.4
5. Florida	37	1452	39.2
6. Georgia	30	1174	39.1
7. Alabama	29	1125	38.8
8. Ole Miss	33	1237	37.5
9. Mississippi State	30	1113	37.1
10. South Carolina	32	1096	34.2
11. Arkansas	34	1159	34.1
12. Vanderbilt	30	1014	33.8

SCORING MARGIN

Team	G	OFF	DEF	Margin
1. Florida	37	83.8	68.9	+15.0
2. LSU	34	75.8	62.7	+13.1
3. Tennessee	33	79.7	67.8	+11.8
4. Auburn	34	71.3	64.4	+6.9
5. Kentucky	**33**	**69.1**	**62.8**	**+6.2**
6. Vanderbilt	30	74.8	69.7	+5.1
7. Arkansas	34	74.4	69.8	+4.6
8. Ole Miss	33	71.4	68.8	+2.5
9. Mississippi State	30	72.3	70.4	+1.8
10. South Carolina	32	68.4	67.2	+1.2
11. Alabama	29	72.2	72.4	-0.2
12. Georgia	30	71.6	75.1	-3.5

2000-01 SEC MEN'S BASKETBALL COMPOSITE SCHEDULE

NOVEMBER

1 (Wednesday)
Global Sports All-Stars at Auburn (Exh.)
Global Sports All-Stars at Georgia (Exh.)

2 (Thursday)
EA Sports/California All-Stars at Kentucky (Exh.)

4 (Saturday)
Arkansas Express at Mississippi St. (Exh.)
TBA at South Carolina (Exh.)

6 (Monday)
Spirit Express at Ole Miss (Exh.)
Basketball Travelers at Florida (Exh.)
Global Sports at LSU (Exh.)
Worldwide at Tennessee (Exh.)

7 (Tuesday)
UpState New York at Vanderbilt (Exh.)

8 (Wednesday)
California All-Stars at Georgia (Exh.)
Global Sports at Alabama (Exh.)

9 (Thursday)
1-Kentucky vs. St. John's [ESPN2]

10 (Friday)
Next Level Sports at Auburn (Exh.)
Foreign Opponent at Mississippi St. (Exh.)
1-Kentucky vs. Kansas/UCLA

11 (Saturday)
Christian Brothers at Ole Miss (Exh.)
TBA at South Carolina (Exh.)
California All-Stars at Vanderbilt (Exh.)

12 (Sunday)
Athletes in Action at Tennessee (Exh.)

13 (Monday)
2-Mississippi St. at California
EA Sports/California All-Stars at Florida (Exh.)
Sports Tours at LSU (Exh.)

15 (Wednesday)
2-Mississippi St. vs. Texas/Navy
Athletes in Action at Alabama (Exh.)

16 (Thursday)
Athletes in Action at Kentucky (Exh.)

17 (Friday)
Florida A&M at Auburn
Georgia St. at Georgia
Florida at Florida St.
3-Tennessee St. at Arkansas
Tennessee-Chattanooga at Tennessee
Vanderbilt vs. TBA

18 (Saturday)
Arkansas-Pine Bluff at Ole Miss
3-Louisiana Tech/Southern Miss at Arkansas
McNeese St. at Mississippi St.
Tennessee Tech at South Carolina
Vanderbilt vs. TBA

19 (Sunday)
Jacksonville St. at Auburn
Georgia at Minnesota
East Tennessee St. at Tennessee
Vanderbilt vs. TBA

20 (Monday)
Mercer at Auburn
Louisiana-Monroe at LSU
Troy St. at Alabama (Exh.)

21 (Tuesday)
Mississippi Valley St. at Mississippi St.
Wisconsin at Tennessee
Wofford at South Carolina
4-Kentucky vs. Jacksonville St.

22 (Wednesday)
Sam Houston St. at Ole Miss
Jackson St. at Arkansas
5-Mississippi St. vs. TBA
James Madison at Vanderbilt

23 (Thursday)
6-Georgia vs. TBA

24 (Friday)
5-Mississippi St. vs. TBA
6-Georgia vs. TBA
7-Auburn vs. TBA
East Tennessee St. at Vanderbilt

25 (Saturday)
6-Georgia vs. TBA
7-Auburn vs. TBA
Ole Miss at Virginia Commonwealth
Louisiana-Monroe at Arkansas
Norfolk St. at LSU
South Carolina St. at South Carolina
Penn St. at Kentucky
Arkansas-Pine Bluff at Alabama

26 (Sunday)
7-Auburn vs. TBA

27 (Monday)
Florida Atlantic at Florida
Southeastern Louisiana at Mississippi St.
Austin Peay at Tennessee

28 (Tuesday)
Louistana-Monroe at Ole Miss
Centenary at Arkansas
LSU at Houston
Vanderbilt at Western Kentucky

29 (Wednesday)
Coastal Carolina at Georgia
Mercer at South Carolina

30 (Thursday)
UNC Asheville at Tennessee
Louisville at Alabama

DECEMBER

1 (Friday)
South Alabama at Auburn

2 (Saturday)
Oklahoma at Ole Miss
Memphis at Arkansas
DePaul at Florida [ESPN]
Kentucky at North Carolina [CBS]
Richmond at Mississippi St.
Tennessee at West Virginia
South Carolina at UNC Charlotte
Notre Dame at Vanderbilt

3 (Sunday)
Pepperdine at Georgia

4 (Monday)
Auburn vs. TBA
Grambling at Alabama

5 (Tuesday)
North Texas at Arkansas
South Carolina at The Citadel
Louisiana Tech at Mississippi St.
Memphis at Tennessee
Eastern Kentucky at Kentucky
Ole Miss at Memphis
Birmingham-Southern at Vanderbilt

6 (Wednesday)
Georgia at Georgia Tech
Florida at Michigan St. [ESPN]

7 (Thursday)
Southern Methodist at Tennessee
Wofford at Alabama

9 (Saturday)
8-Auburn vs. Detroit
8-Alabama vs. Akron
9-Arkansas vs. Oklahoma St.
Georgia at North Carolina St.
Ole Miss at Memphis
Rutgers at Florida
Texas-Southern at LSU
Montana St. at Mississippi St.
Clemson at South Carolina
Kentucky at Georgia Tech [ESPN]
Florida St. at Vanderbilt

13 (Wednesday)
Southeastern Louisiana at Ole Miss
McNeese St. at LSU

15 (Friday)
Tennessee at Middle Tennessee St.

16 (Saturday)
10-Auburn vs. Oregon
Georgia at Wake Forest
11-Florida vs. Gonzaga
12-Alabama vs. North Texas
New Orleans at LSU
Kentucky at Michigan St. [CBS]
Furman at Vanderbilt

18 (Monday)
Troy St. at Ole Miss

19 (Tuesday)
Georgia Southern at Auburn
Bethune-Cookman at Florida
13-Tennessee vs. Virginia [ESPN]
UNC Asheville at South Carolina

20 (Wednesday)
Northwestern (La.) St. at Arkansas
LSU at Arizona
14-Alabama vs. Northern Iowa

21 (Thursday)
14-Alabama vs. TBA
15-Georgia vs. California
16-Ole Miss vs. So. Illinois
Wyoming at South Carolina
Wofford at Vanderbilt

22 (Friday)
14-Alabama vs. TBA
16-Ole Miss vs. TBA
Nicholls St. at LSU
Tennessee at Syracuse [ESPN]
17-Kentucky vs. Indiana [ESPN]

23 (Saturday)
Georgia at Fresno St.
16-Ole Miss vs. TBA
American University at Florida
Arkansas at Oklahoma

27 (Wednesday)
18-Tennessee vs. TBA
High Point at Kentucky

28 (Thursday)
Villanova at Georgia
18-Tennessee vs. TBA
19-Florida vs. Tulane
19-LSU vs. Oregon St.
Virginia Military Institute at South Carolina

29 (Friday)
18-Tennessee vs. TBA

30 (Saturday)
Southern Miss at Auburn
Morris Brown at Ole Miss
Grambling St. at Arkansas
New Hampshire at Florida
Mississippi St. at UNLV
South Carolina at Providence
Vanderbilt at Boston College
Alabama St. at Alabama

JANUARY

2 (Tuesday)
Southeast Louisiana at Alabama
Auburn vs. TBA
Maryland-Eastern Shore at Arkansas
Kentucky at Louisville [ESPN]

3 (Wednesday)
Florida A&M at Florida
Wyoming at LSU
Alabama A&M at Mississippi St.

6 (Saturday)
*Tennessee at Auburn
*Georgia at Kentucky [SEC-TV]
*Ole Miss at Vanderbilt
*Arkansas at Mississippi St.
*Alabama at LSU [JPS]

7 (Sunday)
*Florida at South Carolina [JPS]

9 (Tuesday)
*Alabama at Tennessee [ESPN]

10 (Wednesday)
*Auburn at Georgia
*Ole Miss at Arkansas
*Florida at Mississippi St.
*Vanderbilt at LSU
*South Carolina at Kentucky [JPS]

13 (Saturday)
*LSU at Auburn [JPS]
*Georgia at Ole Miss [ESPN]
*Arkansas at Vanderbilt [CBS]
*Mississippi St. at Alabama [SEC-TV]
*South Carolina at Tennessee [JPS]
Notre Dame at Kentucky [CBS]

16 (Tuesday)
*Tennessee at Kentucky [ESPN]

17 (Wednesday)
*Auburn at Arkansas
*Georgia at Florida
*Ole Miss at Alabama [JPS]
*Vanderbilt at South Carolina
Centenary at LSU
Tulane at Mississippi St.

20 (Saturday)
*Auburn at South Carolina
*Kentucky at Ole Miss [CBS]
*Alabama at Arkansas
*Vanderbilt at Florida
*Mississippi St. at Tennessee

21 (Sunday)
*LSU at Georgia [JPS]

23 (Sunday)
*Kentucky at Alabama [ESPN]

24 (Wednesday)
*Florida at Auburn
*Georgia at Vanderbilt [JPS]
*LSU at Mississippi St.

27 (Saturday)
*Auburn at Alabama
*Tennessee at Georgia
*Ole Miss at Mississippi St. [JPS]
*Arkansas at LSU [SEC-TV]
*South Carolina at Florida [JPS]
*Vanderbilt at Kentucky

30 (Tuesday)
*Tennessee at Florida [ESPN]

31 (Wednesday)
*Mississippi St. at Auburn
*Kentucky at Georgia
*Arkansas at Ole Miss [JPS]
*South Carolina at LSU
*Alabama at Vanderbilt

FEBRUARY

3 (Saturday)
*Ole Miss at Auburn
*Florida at Georgia [SEC-TV]
*Mississippi St. at Arkansas [JPS]
*LSU at Alabama
*Vanderbilt at Tennessee
*Kentucky at South Carolina [JPS]

6 (Tuesday)
*Florida at Kentucky [ESPN2]

7 (Wednesday)
*Georgia at South Carolina [JPS]
*LSU at Ole Miss
*Tennessee at Arkansas [JPS]
*Alabama at Mississippi St.
Belmont at Vanderbilt

10 (Saturday)
*Auburn at LSU
*Georgia at Alabama
*Tennessee at Ole Miss [SEC-TV]
*Arkansas at Florida [JPS]
*Mississippi St. at Kentucky [JPS]
*South Carolina at Vanderbilt

13 (Tuesday)
*Florida at LSU [ESPN]

14 (Wednesday)
*Arkansas at Auburn [JPS]
*Vanderbilt at Georgia
*Mississippi St. at Ole Miss
*South Carolina at Alabama
*Kentucky at Tennessee [JPS]

17 (Saturday)
*Auburn at Mississippi St. [SEC-TV]
*LSU at Arkansas [JPS]
*Ole Miss at South Carolina
*Kentucky at Vanderbilt [JPS]
Ohio St. at Alabama [CBS]

18 (Sunday)
*Florida at Tennessee [CBS]

20 (Tuesday)
*Arkansas at South Carolina [ESPN]

21 (Wednesday)
*Alabama at Auburn
*Georgia at Tennessee [JPS]
*LSU at Kentucky [JPS]
*Ole Miss at Florida
*Vanderbilt at Mississippi St.

24 (Saturday)
*Auburn at Ole Miss
*South Carolina at Georgia [SEC-TV]
*Alabama at Florida [JPS]
*Mississippi St. at LSU
*Tennessee at Vanderbilt [JPS]

25 (Sunday)
*Kentucky at Arkansas [CBS]

27 (Tuesday)
*Tennessee at South Carolina [ESPN]

28 (Wednesday)
*Auburn at Kentucky [JPS]
*Mississippi St. at Georgia
*Ole Miss at LSU
*Arkansas at Alabama [JPS]
*Florida at Vanderbilt

MARCH

3 (Saturday)
*Vanderbilt at Auburn
*Georgia at Arkansas
*Alabama at Ole Miss
*LSU at Tennessee [CBS]
*South Carolina at Mississippi St.

4 (Sunday)
*Kentucky at Florida [CBS]

8-11 (Thursday-Sunday)
SEC Tournament,
Gaylord Entertainment Center,
Nashville, Tenn. Games 1-10 [JPS]
Championship Game (Game 11) [CBS]

KEY

*SEC Game
[ ] TV Game
1 Coaches vs. Cancer, New York, N.Y.
2 Preseason NIT (1st & 2nd Rounds, TBA)
3 John Thompson Classic, Fayetteville, Ark.
4 Cincinnati, Ohio
5 Preseason NIT (Semifinals & Finals, New York, N.Y.)
6 Puerto Rico Shootout, San Juan, Puerto Rico
7 UMKC Thanksgiving Classic, Kansas City, Mo.
8 Arby's Hardwood Classic, Birmingham, Ala.
9 Mabee Center, Tulsa, Okla.
10 Las Vegas Showdown, Las Vegas, Nev.
11 HIP Health Plan Orange Bowl Basketball Classic, Miami, Fla.
12 Coors Classic, Mobile, Ala.
13 Jimmy V Classic, Meadowlands, N.J.
14 Puerto Rico Holiday Classic, San Juan
15 Pete Newell Challenge, Oakland, Calif.
16 Pearl Harbor Invitational, Lae, Hawaii
17 Louisville, Ky.
16 Rainbow Classic, Honolulu, Hawaii
18 Nokia Sugar Bowl Basketball Classic, New Orleans, La.

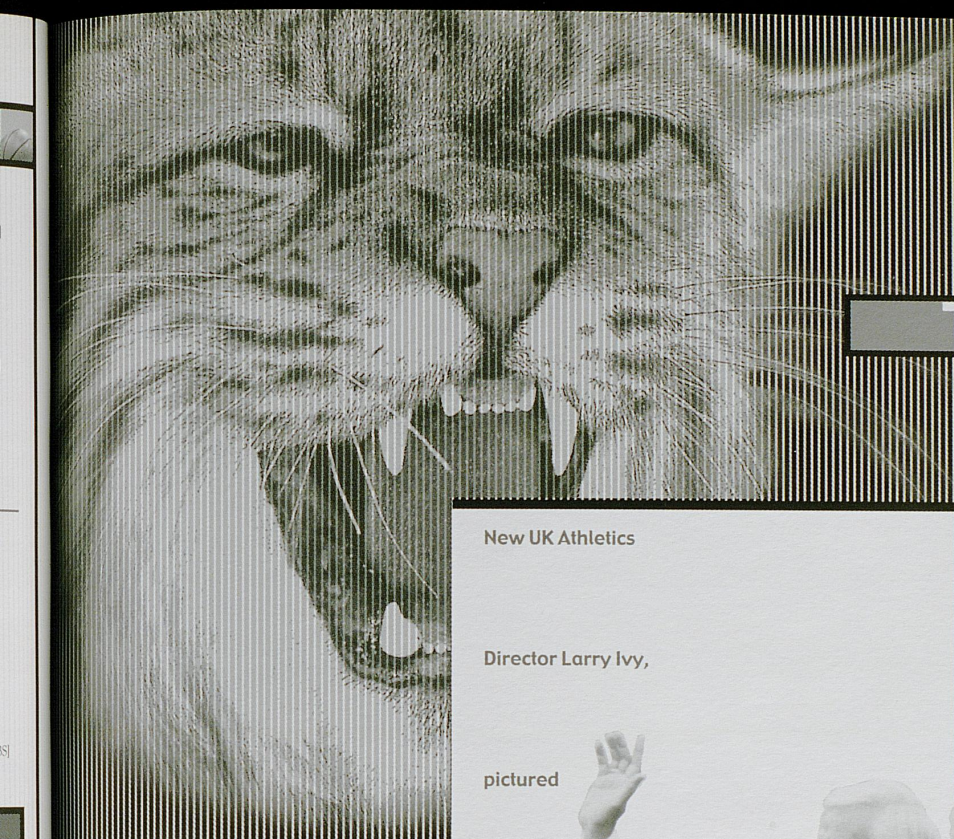

THIS IS UK

New UK Athletics Director Larry Ivy, pictured with wife Dorene, has taken over the reins of the Wildcats' athletics department.



The University of Kentucky, America's next great university, accepts the challenge to become one of the nation's top-20 public institutions. Indeed, UK is well on its way toward reaching that goal. Long known for its skill in men's and women's athletics, the University also has built strong academic and research programs that have attracted national and international recognition and enhanced lives in Kentucky and throughout the world. Building on its considerable success, UK is taking steps to ensure the continuance of its quality educational offerings, the exploration of knowledge, and its service to society.

The campus in Lexington has 673 acres and is located just south of downtown. It consists of a graduate school, the University hospital and 16 colleges that offer majors in 100 subjects. The colleges are: allied health professions, architecture, arts and sciences, agriculture, business and economics, communications and information studies, dentistry, engineering, education, fine arts, human environmental sciences, law, medicine, nursing, pharmacy and social work. The graduate school offers 96 master's degree programs and 60 doctoral programs.

Enrollment on the campus in Lexington is more than 30,000 and includes students from every Kentucky county, every state, and more than 100 foreign countries. Full-time faculty numbers 1,833. Approximately 98 percent of the full-time faculty hold the highest possible degrees in their field. UK's faculty and staff attract more than $110 million annually in grants, gifts and contracts; and the University has been designated a Research University I by the Carnegie Foundation — one of just 59 such public universities in the country.



UK

UNIVERSITY OF KENTUCKY

The University attracts excellent students. The average ACT score for first-year students is three points above the national average.

The number of UK alumni is more than 160,000. Private support from alumni and friends of the University exceeds $45 million annually.

The new William T. Young Library is a library of tomorrow for Kentuckians of today. The $58 million structure, which contains 650 personal computers, is a repository of knowledge as well as a symbol of the University's commitment to academic excellence. It is a building that appeals to the eye and the intellect.

"Public buildings, especially libraries, should be something above the ordinary," says President Charles T. Wethington Jr. "We wanted this building to make a statement about the importance of a library. I feel we have done that."

This library, he adds, is a symbol to the UK students and faculty, now and later, and to all Kentuckians that academic excellence is a top priority, and that the University "is committed to becoming one of the nation's top 20 public research universities."

In addition, UK maintains 23 research centers which conduct applied research in areas as diverse as tobacco and health, aging, cancer, toxicology, equine health, mineral production, manufacturing systems, and public policy.

Several excel in the services offered to the public. The Center for Manufacturing Systems has assisted more than 500 small and mid-sized industrial firms in Kentucky. The Gluck Equine Research Center is recognized as one of only two of its kind in the world, offering continuing research into diseases of the horse.

The UK College of Medicine is consistently ranked among the top schools nationally in the quality of primary care training. Eighty-one physicians on staff at the UK Chandler Medical Center are listed among the nation's best doctors, according to a national publication. The UK College of Pharmacy is ranked third in the country by *U.S. News and World Report* and is one of the few pharmacy schools in the country with the capability of developing a drug "from bench to bedside" due to its drug product evaluation unit.

The Coldstream Research Campus, a joint project of UK and state and local governments, is creating a real-world industrial setting for UK students, researchers and the private sector working together on inventions, discoveries and new business ventures. The 750-acre complex has already begun to attract high-tech companies desiring ties to the University.

AMERICA'S NEXT GREAT UNIVERSITY





THIS IS UK



GENERAL INFORMATION

Location: Lexington, Ky.
Founded: 1865
Enrollment: 31,000 (Lexington campus, medical center, and Lexington Community College)
President: Charles T. Wethington Jr.
Chancellor, Lexington Campus: Elisabeth Zinser
Chancellor, Medical Center: James W. Holsinger
Vice-President/Management and Budget: Edward A. Carter
Vice-President/Fiscal Affairs: George DeBin
Vice-President/Information Systems: Eugene Williams
Vice-President/Research and Graduate Studies: Fitzgerald Bramwell
Vice-President/University Relations: Joe Burch
Vice-President/Administration: Ben Carr
Special Assistant to President/Academics: Juanita Fleming
Director of Public Relations: Lloyd Axelrod
Band Director: Rick Clary
Associate Band Director: George Boulden
Cheerleader Director: T. Lynn Williamson
Fight Song: "On, On, U of K"

UNIVERSITY OF KENTUCKY ALUMNI

Make National Impact

The University of Kentucky is known throughout the world as one of the most successful college basketball programs of all-time — the most wins, numerous national championships, popular student-athletes and coaches.

That same attention is not always granted to those who have made a difference in their particular field of study, often times far away from the bright lights of a national television audience.



William T. Young has achieved remarkable success in several fields, including food manufacturing, storage, trucking, soft drink bottling, and horse racing. A native Lexingtonian and UK graduate, Mr. Young's founding gift of $5 million started fundraising for the magnificent University library that bears his name.

- When Thomas Hunt Morgan was winning a Nobel Prize in medicine, there was no Dick Vitale present, calling the action in his customary manner.
- When Bobbie Ann Mason was becoming a world-renowned novelist, there was no Final Four for her to qualify against the nation's best competition.
- When Reese S. Terry, Jr. was helping to develop the first programmable heart pacemaker, USA Today did not have a national poll ranking him among the top scientists.

Yet, these graduates of the University of Kentucky have had a tremendous impact on America's society. Medicine, literature, business, law, fine arts and astronomy are just a few of the fields in which UK graduates have succeeded at the highest levels.

Consider…

- Astronaut Story Musgrave, who earned his master's degree at UK, has helped develop the Skylab program. In addition, he has been a surgeon, physiologist, mathematician, professor, researcher and pilot.
- John Y. Brown Jr., the former governor of Kentucky, is the former president of Kentucky Fried Chicken Corporation, a worldwide restaurant business.

Astronaut Story Musgrave earned his master's degree at UK.





Perhaps UK's most recognizable hoops fan is actress Ashley Judd. Judd became attached to the Wildcats while attending UK and has become one of the nation's brightest movie stars.

- Ashley Judd studied acting at UK, and now the former Kentuckian is one of the leading actresses in Hollywood with a number of feature films on her resume.
- Angelo B. Henderson won a Pulitzer Prize for feature writing.
- Dr. William R. Markesbery reigns as a national expert on Alzheimer's Disease.
- William Nunn Lipscomb, Jr. is a winner of the Nobel Prize in chemistry.

All are tremendously successful. All attended the University of Kentucky.

So it's no surprise that there are countless success stories from the University of Kentucky. As the school strives to become one of the nation's top public universities, it has 33 academic programs already ranked for quality education by national publications and organizations. For instance, its clinical lab division of the College of Allied Health was No. 1 on its respective list while the College of Pharmacy was ranked No. 3 in the last national poll.

And while the University continues to climb the ladder of national recognition, its student enrollment boasts some of the nation's brightest individuals. Last fall, the average ACT score for new freshmen was 24.7 while the national average was 21.7.

So while the University of Kentucky continues to build strong academic and research programs that attract national and international recognition, it also continues to enhance lives both in Kentucky and across the world.

Who knows? Maybe a future graduate will be as successful as Joel Irvine Lyle, a UK grad who was the marketing and sales genius behind the Carrier Air Conditioning Company, which introduced air conditioning systems to engineers, architects and the public at large.

After all, the highly successful basketball Cats must stay cool beneath those bright lights of national television.



Kim Hatch Burse has been prominent in government and business. She is President and Chief Executive Officer of Louisville Development Bancorp, Inc. Burse, who earned bachelor's and master's degrees at UK, was a member of the Governor's Cabinet as Revenue Secretary for the Commonwealth of Kentucky.



UK graduate John Y. Brown Jr. built Kentucky Fried Chicken into the largest food service company in the world and won the National Entrepreneur of the Year Award. He was Governor of Kentucky from 1979-83.



Chris Sullivan is President and Chief Executive Officer of one of the nation's most successful restaurant chains, Outback Steakhouse, which has been recognized as one of the Top 20 small businesses in America by Forbes Magazine.



The massive William T. Young Library is the centerpiece of the UK campus. Memorial Coliseum and downtown Lexington are in the background.



One of many study rooms in the library. The library can accommodate approximately 4,000 students at any time.



The William T. Young Library contains more than 37 miles of shelf space.

In addition to providing the finest in athletics facilities, the University of Kentucky also provides student-athletes with the best in academic facilities. The latest addition to the educational landscape at UK is the $58 million William T. Young Library, which opened in 1998.

SIZE: The library covers 365,350 square feet — the size of more than six football fields. The building is five stories high, plus a basement.

SHELF CAPACITY: If laid end-to-end, the bookshelf space would stretch 198,828 linear feet — that's more than 37 miles of shelf space. The shelves house 1.2 million books.

SEATING CAPACITY: The new library can seat more than 4,000 patrons at one time, a 355 percent increase over the old library. The seating on the fifth floor of the new library equals the entire capacity of the former library.

COMPUTER CONNECTIONS: Every study table and study carrel in the new library has an electrical outlet and a computer jack connected to the university's computer system.

FLEXIBILITY: The library has a state-of-the-art electronic infrastructure that will enable UK to take full advantage of current and emerging technology. In addition, the five floors and basement of the structure are designed as open, flexible spaces, enabling the library to adapt its services and facilities to the ever-changing needs of UK students.

FINANCING: The athletics department has its own special investment in the new library. UK Athletics is providing $3,200,000 each year to pay for the $58 million building.



The interior of the library has an airy, open feel.



The city of Lexington is surrounded by beautiful countryside and horse farms.

LEXINGTON FACTS:

LOCATION: Within a day's drive of 75% of the U.S. population.

POPULATION:
Lexington-Fayette County – 239,874
Metropolitan Area – 424,778

TIME ZONE: Eastern

AVERAGE TEMPERATURES: (F°)
Spring – 74° high, 34° low
Summer – 86° high, 61° low
Fall – 79° high, 36° low
Winter – 54° high, 23° low

ANNUAL PRECIPITATION: 44.6 inches

The Keeneland Race Course is open every April and October. The track also conducts thoroughbred sales each July which attracts buyers from around the globe.



LEXINGTON

This is Lexington, home of the University of Kentucky. Located at the heart of Kentucky's famous scenic Bluegrass region, Lexington combines the excitement of a metropolitan area with the hospitality of a Southern hometown.

With a population of 235,000, Lexington's size makes for the perfect college environment for the University. The city provides a wide range of activities for UK students and their visiting friends and families. For example, among other activities, Lexington visitors can:

- play golf on championship courses;
- tour the world-famous horse farms or visit the Kentucky Horse Park;
- sample the city's night life at the numerous restaurants and music clubs;
- explore the beautiful countryside;
- enjoy horse racing at the Keeneland Race Course and Red Mile Track;
- visit the historic homes;
- cheer on numerous sporting events, including UK's 22 sports teams and Lexington's pro hockey team, the Kentucky Thoroughblades.

Thanksgiving through New Year's Eve is an especially beautiful time to visit Lexington, when the Horse Park's animated light display, "Southern Lights," warms the holiday season.

Lexington is a city to explore, from shopping and entertainment to one-of-a-kind restaurants and enjoyable accommodations — all within minutes of the UK campus.

The surrounding Bluegrass Region also has numerous tourist options: visit the Kentucky state capital in Frankfort; take a riverboat ride and revisit 19th-century America at the Shaker Village at Pleasant Hill; shop in Berea, the arts and crafts capital of Kentucky; see how bourbon is made at one of the area distilleries; or search for treasures from the past at one of 200 area antique shops.

Lexington residents and visitors to the area enjoy the hospitable, cosmopolitan environment. Lexington was rated as the 17th safest city in America, according to a 1995 report.

For more information on the entertainment opportunities in Lexington, call the Lexington Convention and Visitors Bureau at 1-800-845-3959.



ABOVE: DOWNTOWN LEXINGTON AT NIGHT WITH RUPP ARENA TO THE RIGHT.

"If the United States can be called a body... then Kentucky can be called its heart."

— Jesse Stuart, Noted Kentucky Author

Though the above words were written by one of Kentucky's favorite sons, any one of the millions of visitors to the Bluegrass State each year might nod in agreement.

Kentucky embodies the very essence of America, from majestic mountains and forests to vast sparkling lakes, from rolling acres of farm and pastureland to the hustle and bustle of metropolitan centers. And around every turn in the road, Kentucky's colorful past, which helped shape our country's character, is preserved and maintained for all to enjoy. The result is a state so diverse in travel and recreational opportunities that one is hard-pressed to name its equal.

If asked to describe Kentucky, one word that quickly comes to mind is horses. The Bluegrass region of Lexington and central Kentucky is internationally recognized as the Horse Capital of the World. Lexington is at the heart of the Bluegrass and it preserves the romantic tradition of the horse farms and is the hub of the multi-billion dollar horse industry.

Kentucky also is a land steeped in the rich history of our nation. Legendary pioneer Daniel Boone laid out Kentucky's second settlement at Fort Boonesborough, and nearby, a hundred years later, the Shaker religious sect prospered at picturesque Shaker Village of Pleasant Hill.

Abraham Lincoln was born in Hodgenville (the one-room cabin is part of a National Historic Site). The plantation home that inspired Stephen Foster to write "My Old Kentucky Home" still stands at a state park of the same name. And the region that 200 years ago gave birth to one of Kentucky's most famous exports — bourbon whiskey — is dotted with world-famous distilleries.



THIS IS UK



"My Old Kentucky Home" in Bardstown is a Kentucky landmark.

KENTUCKY FACTS:

Kentucky is one of only four states in the nation designated as a commonwealth ... The state capital is Frankfort ... Kentucky has 40,395 square miles of land ... Population of the state is 3,960,825, according to a 1999 estimate by the state government ... The three largest cities in the state are Louisville, Lexington, and Owensboro ... The state bird is the cardinal ... The state flower is the goldenrod ... The state tree is the Kentucky Coffee Tree ... The state song is "My Old Kentucky Home" ... Kentucky has more miles of running water than any other state except Alaska ... Kentucky has 44 state parks which annually draw 15.8 million visitors ... Kentucky has the world's longest known cave system — Mammoth Cave — with over 300 miles of mapped passageways.

The Kentucky Derby — called "The Most Exciting Two Minutes in Sports" — is run each May at Louisville's Churchill Downs. Louisville is about a one-hour drive from Lexington.

UNIVERSITY OF KENTUCKY

University of Kentucky Board of Trustees

Edward T. Breathitt
Paul W. Chellgren
Marianne Smith Edge
James H. Glenn, III
Merwin Grayson, Jr.
John R. Guthrie
Loys L. Mather
Robert P. Meriwether
Billy Joe Miles
Elissa Plattner
Steven S. Reed
Daniel R. Reedy
Frank Shoop
Marian Sims
Alice Stevens Sparks
W. Grady Stumbo
JoEtta Y. Wickliffe
Billy B. Wilcoxson
Russell G. Williams
Elaine A. Wilson

UK Athletic Association Board of Directors

2000-2001
Kimberly Anderson
Edward T. Breathitt
L. D. Gorman
Amanda Holloway
Kevin Kyde
Robert G. Lawson
William R. Markesbery
Everett McCorvey
Robert P. Meriwether
John J. Piecoro, Jr.
S. T. Roach
William B. Sturgill
J. R. van Nagell, Jr.
Billy B. Wilcoxson

Ex-Officio Members
Charles T. Wethington Jr.
Jack C. Blanton
Joseph T. Burch
Garrett Headley
James M. Kuder
Elisabeth A. Zinser

CHARLES T. WETHINGTON, JR., UK President



Charles T. Wethington, Jr. was elected the 10th president of the University of Kentucky on Sept. 18, 1990.

Wethington began his career in higher education in 1965 as a faculty member on the Lexington campus of the University and two years later was named chief administrator of Maysville Community College. In 1971, he moved to Lexington as assistant vice president of the Community College System in 1981.

In the University reorganization of 1982, he was named chancellor of the UK Community College System, one of the three major sectors of UK. In 1987, he was given university-wide responsibilities for public and governmental relations in addition to his community college role, and his title was changed to Chancellor for the Community College System and University Relations.

Wethington earned his master's and doctoral degrees at the University of Kentucky.

He is chair of the NCAA Executive Committee, a member of the NCAA Division I Board of Directors, and serves as a member of the Board of Directors of the NCAA Foundation. He served as president of the Southeastern Conference from 1993-95.

Wethington also serves as a member of the Business-Higher Education Forum. He is a member of the Southeastern Universities Research Association and served as chairman of its Council of Presidents from 1995-1997.

He has been a member of the Executive Council of the Southern Association of Colleges and Schools' Commission on Colleges and served as its vice-chairman. He served as a member of the Board of Trustees of the Southern Association of Colleges and Schools from 1986-89. Wethington served as a member of the Southern Regional Education Board from 1988-2000, and he has been a member of the Southern Growth Policies Board.

During 1957-61, he served in the U. S. Air Force Security Service.

Wethington is married to Judy Woodrow Wethington from Danville. They have a son, Kennan, and a daughter, Lisa.



LARRY W. IVY, UK Director of Athletics



Larry W. Ivy is in his first year as Athletics Director at the University of Kentucky, kicking off a new phase in a much-heralded 31-year UK career that has already earned him widespread recognition as one of the top administrators in collegiate athletics.

When C.M. Newton announced in December 1999 that he would retire as the University of Kentucky Athletics Director after ushering the department through its most successful decade in school history, the comment "hard act to follow" resonated throughout the collegiate sports landscape. But when an advisory committee began reviewing potential candidates for Newton's replacement, the mere mention of Larry Ivy prompted enthusiastic endorsements from athletics administrators, coaches, leaders of private industry, media and seemingly everyone who had an opinion to voice.

In an instant, "hard act to follow" was replaced by "perfect choice."

On March 20, 2000 the University of Kentucky Athletics Board unanimously approved UK President Charles T. Wethington's recommendation that the 57-year-old Ivy become UK's new Athletics Director. On April 4, the University's Board of Trustees approved Ivy's appointment, effective July 1, 2000.

As athletics director, Ivy will oversee general operations of the UK Athletics Association and its $38 million annual budget, 22 varsity sports and 150 employees.



New UK Athletics Director Larry Ivy speaks at the groundbreaking ceremony for the addition to the Nutter Training Center. Pictured at left is Ivy's wife, Dorene.

Ivy came to UK in 1969 at the age of 25 as the nation's youngest director of housing. In 1976, he joined the UKAA as an assistant athletics director, overseeing the association's fiscal affairs. When Newton joined UK as Athletics Director in 1989, he promoted Ivy to associate athletics director for internal affairs, making Ivy the top assistant to the AD. Ivy was promoted in 1993 to senior associate athletics director. His responsibilities included overseeing day-to-day operations of the association in the absence of the director, handling operations and serving as game management director for the men's basketball and football teams, and coordinating facilities, maintenance, grounds, tickets, accounting, purchasing and data processing.

Ivy has been a major contributor to the phenomenal growth of the University of Kentucky Athletics Association in his 24 years as an administrator. Since he joined the UKAA in 1976:

- The budget has increased from $3 million in 1976-77 to $38 million in fiscal year 2000;
- From nine men's sports to 22 varsity sports today, including the addition of women's sports into UK Athletics;
- From 40 full-time employees to 150.

In the competitive arena, the Wildcats have won three NCAA Men's Basketball Championships, appeared in six NCAA Final Fours and played in six college football bowl games, among numerous other accomplishments.

Larry Ivy has been the one administrative presence throughout this era of tremendous growth and success.

The Huntsville, Ala., native quickly established himself as one of the most knowledgeable college administrators in the nation. A master organizer, Ivy has served as tournament manager for nine rounds of the NCAA Men's Basketball Tournament held in Lexington - including the 1985 Final Four - and for three Southeastern Conference Men's Basketball Tournaments. Ivy has served on numerous committees for the SEC, and currently is chairman of the SEC Men's Basketball Tournament Ticket Committee.

A defining moment for Ivy occurred at the 1995 NCAA Convention, when he was recognized as the 1994 NCAA Business Manager of the Year by the College Athletic Business Managers of America (CABMA), the highest honor given by the group.

The national award recognized Ivy's outstanding achievement in managing the finances of the UK Athletics Association. He is an honorary member of Omicron Delta Kappa, an honor society that emphasizes academics and leadership. Ivy, a UK Fellow, earned his undergraduate degree from the University of Alabama in 1967 and a master's in business administration from there in 1968. He and his wife Dorene have two children, Kim Ivy and Rob Manchester.



Larry Ivy congratulated Tubby Smith after the Cats' win over Kansas in the 1999 NCAA Tournament.

THE IVY FILE

Birthplace: Huntsville, Ala.

Birthdate: June 26, 1943

Family: Wife, Dorene; daughter, Kim Ivy; son, Rob Manchester

Education: Alabama, 1967 (bachelor's)
Alabama, 1968 (master's)

Career at UK:

1969 – Hired as Director of Housing at age 25, the youngest in the nation

1975 – Selected Southeastern Conference Housing Director of the Year

1976 – Named Assistant Athletics Director

1989 – Promoted to Associate Athletics Director

1993 – Promoted to Senior Associate Athletics Director

1994 – Honored as NCAA Business Manager of the Year

2000 – Promoted to Director of Athletics on July 1



KATHLEEN DeBOER

Senior Associate Director of Athletics

Kathleen DeBoer is in her 17th year at the University of Kentucky, her first as the Wildcats' new Senior Associate Director of Athletics.

DeBoer earned her latest promotion after Larry Ivy was named Athletics Director on July 1, 2000. DeBoer, who previously served as an Associate Director, now will manage all external affairs of the UK Athletics Association.

In her new role, she oversees the day-to-day operation of the Athletics Association in the absence of the director and she continues to supervise all fundraising efforts for new facilities and endowments. Since 1993, she has raised $10 million in private gifts to build the Ohio Casualty Center for Academic and Tutorial Services (CATS), a softball/soccer complex, an outdoor tennis stadium and a football coaches' office building. She has raised an additional $500,000 in endowment funds for student-athlete life skills programming.

In addition, DeBoer also oversees the Association's Blue and White Fund, a $4 million annual giving campaign dedicated to student-athlete scholarships. She also serves as the Association's liaison with Alumni Affairs and University Development.

Prior to her promotion, DeBoer served as UK's Senior Women's Administrator, the director of the Blue and White Fund and managed all personnel matters for the department. In January 2000, she was appointed to represent the Southeastern Conference on the NCAA Division I Management Council. In 1997, she represented the SEC on the NCAA Budget and Finance Committee.

In DeBoer's tenure at Kentucky, she also has served as the Assistant Athletics Director for all non-revenue sports and as volleyball coach. In her nine seasons with the volleyball team, DeBoer led her Wildcats to an impressive 212-96 record, including three Southeastern Conference titles, two SEC Tournament championships, and the 1991 National Invitational Volleyball Tournament championship. DeBoer, the 1987 Tachikara National Coach of the Year, took UK to the Final Eight in 1987 and the NCAA Final 16 in 1988, 1990 and 1992. Several of her assistants and former players moved on to head coaching positions at other Division I schools, including Mary Wise at Florida, Sharon Dingman at Illinois State, Mary Jones Buczek at Georgia and the late Yvette Moorehead at George Washington.

DeBoer spent four seasons as volleyball coach at Ferris State University prior to coming to UK. She led Ferris State to a pair of Great Lakes Conference championships. She was an advisor to the 1996 U.S. Olympics Volleyball Team and chaired the search committee for the 2000 Olympic Games coach.

DeBoer also is active on the UK campus and in the Lexington community. She serves on the United Way Board of Directors, is a board member for the Girl Scouts Wilderness Road Council and is a popular speaker at conferences and awards programs.

DeBoer received her bachelor's degree from Michigan State, where she lettered in volleyball and basketball. She has been honored several times by her alma mater, including the 1999 MSU Scholar-Athlete Alumni Award and the 1989 Nell Jackson Outstanding Alumna Award. DeBoer earned her MBA from Kentucky in 1988.

DeBoer is married to Mark Pittman of Warrensburg, Missouri.



BOB BRADLEY

Associate Director of Athletics/ Student Services

Bob Bradley has been a member of the University of Kentucky Athletics Administrative staff since 1977.

Bradley was promoted to Associate Athletics Director in 1997. His responsibilities include administrative oversight of the academic-athletic advising program and development and management of the University of Kentucky's Student-Athlete Life Skills program. The Life Skills program includes student-athlete programs in career development, personal development, community and school outreach and the agent relations program.

Bradley also assists in departmental fundraising activities.

As Assistant Athletics Director for Student Services for 19 years, Bradley managed the daily operations of the Athletics Department's academic-athletic advising program.

During Bradley's tenure as Assistant AD, UK opened the Center for Academic and Tutorial Services (CATS), the first academic center for student-athletes in the nation.

Thanks to a one-million-dollar donation from the Ohio Casualty Insurance Group and the generosity of others, in 1998 UK opened the new academic center for student-athletes. It is the finest facility of its kind in the nation and once again evidences how the UK Athletics Department continues to place the student-athlete at the "heart of the program."

In 1998, UK was selected to serve as a regional center for the National Consortium for Academics and Sports (NCAS). The NCAS is a prestigious organization whose mission is to educate student-athletes regarding societal issues and utilize those student-athletes to better society by mentoring the youth of America. Bradley was selected to serve as Director of the new NCAS Regional Office.

In September of 1999, the University of Kentucky was honored once more by being selected by the NCAA Division I-A Athletics Directors Association as a Life Skills "Program of Excellence." The Program of Excellence is a lifetime award designed to recognize the athletics programs that have established student-athlete welfare as the cornerstone of their operating principles. Bradley was subsequently selected to serve on the Division I-A Athletics Directors Program of Excellence Committee.

Under Bradley's direction many UK student-athletes have been honored for their academic achievements, both on a conference and national level. In 1989, UK won the College Football Association's (CFA) prestigious academic achievement award, given to the University with the highest graduation rate among its football players. Since 1980, UK has placed 213 players on the Southeeastern Conference Academic Honor Roll, more than any other league school in that period.

Bradley is a past president of the National Association of Academic Advisors for Athletics (N4A) and currently serves on the Executive Board of the National Consortium for Academics and Sports (NCAS), a division of the prestigious Center for the Study of Sport in Society. Bradley has twice been honored as "Academic Advisor of the Year," once in 1989 by the College Football Association and again in 1992 by the N4A.

Bradley is a former high school English teacher, counselor and coach. He and his wife Robin have a two-year-old son, Rob.



JOHN CROPP

Associate Director of Athletics/ Non-Revenue Sports

John Cropp is in his 10th year at the University of Kentucky and his 26th overall involving collegiate athletics.

As Associate Athletics Director for Non-Revenue Sports, Cropp oversees the administration of 15 of UK's 22 athletic teams. He assumed his current responsibilities in April 1995, after having served previously as Assistant AD for Special Projects (1993-95), Athletics Recruiting Coordinator (1992-93), and Assistant Football Coach (1991).

For the first 22 years of Cropp's athletics career he was involved in coaching football. His first head coaching position came at Tennessee High School in Bristol, Tenn. Cropp's squads compiled an impressive 48-15-3 record with two state AAA titles (1971-72) and the '72 mythical national championship.

Cropp returned to his alma mater, Vanderbilt, in 1973 as an assistant coach under Steve Sloan. He followed Sloan as an assistant to Texas Tech (1975-77), Ole Miss (1978-82) and Duke (1983). In 1984, Cropp returned to Vanderbilt under head coach George MacIntyre. He entered private business for two years (1986-88) before returning to Vanderbilt for a third time. Cropp served as Assistant Athletics Director for Compliance at Vanderbilt for three years before coming to Kentucky.

Cropp earned three varsity letters at Vanderbilt as a guard/linebacker. He received the Wade-Looney Memorial Award as a senior and graduated in 1961. He earned his Masters of Arts in teaching in 1962.

Cropp and his wife, Mary Ann, have two grown children, Karen and David, and two grandchildren, Kate and Baxter.



KYLE MOATS

Associate Director of Athletics/Marketing

As Associate Athletics Director for Marketing, Kyle Moats is responsible for marketing, promotions, licensing, and corporate partnerships for the University of Kentucky Athletics Association.

Moats is in his 12th year at the UKAA and was promoted to Associate A.D. last summer. He joined the staff in 1989 as the first graduate assistant in UK's athletics administration. In 1991, he was promoted to Coordinator of Promotions and Special Events. In 1993, he was named Director of Marketing, Promotions, and Licensing and was promoted to Asst. AD for Marketing in 1996.

Under Moats' guidance, licensing royalties have reached $2.5 million annually. He also established the Athletic Association's corporate partnership program in 1993 totalling $3,138,000 and also assisted with the multi-million-dollar agreement signed with Nike in 1997.

Moats also is actively involved in game management at many UK athletics events. He served as Tournament Manager for the 1993 NCAA Golf Tournament and the 1996 and 1998 NCAA Men's Basketball Regional championships in Lexington.

A native of Dixon, Ill., Moats is a 1988 graduate of Southern Illinois-Edwardsville with a bachelor's degree in physical education. He is a member of the National Association of Collegiate Marketing Administrators.

Moats and wife Leeann have two children, Kirk and Lauren.



RUSS PEAR

Associate Director of Athletics/Operations

Russ Pear continued his climb up through the administrative ranks this past summer when he was named Associate Athletics Director, earning his promotion two years after being named Assistant A.D. for facilities in 1998.

Now in his ninth year with the Association, Pear is the liaison with all capital construction projects for UK Athletics. He also supervises all personnel matters for the department and serves as game manager for men's home basketball games while coordinating team travel for the football team.

Pear was the Director of Intramurals at UK from 1978-82 and then the Associate Director of Campus Recreation from 1982-92. He served as the Facilities Coordinator for the University of Kentucky Athletics Association from 1992-1998.

Prior to his promotion, Pear's responsibilities included supervision for planning, maintenance, renovation, future construction and operation of all UKAA facilities. He recently administered the $27.6 million expansion and renovation of Commonwealth Stadium. He is currently overseeing the expansion of the Nutter Training Facility, which will house new offices and meeting rooms for the football coaches and their staff.

Pear has coordinated the construction of the Nutter Field House, soccer/softball stadium, the soccer/softball locker/shower facility, the Hilary J. Boone outdoor tennis stadium, the Ohio Casualty Center for Academic and Tutorial Services and the renovation of the Shively Track field event areas.

Pear earned a bachelor's degree in education from Northern Illinois in 1976 and a master's degree in education from Colorado State in 1977.

Pear and his wife Kathy have two children — Leah (16) and Clay (13).



SANDY BELL

Assistant Director of Athletics/Compliance

Sandy Bell was promoted to Assistant Athletics Director for Compliance in the summer of 1996.

As Asst. AD for Compliance, Bell is responsible for ensuring that University of Kentucky coaches and athletes adhere to National Collegiate Athletic Association and Southeastern Conference rules and regulations. Bell monitors recruitment, eligibility, financial aid, awards, and benefits. She also serves as UK's principal contact with the NCAA Initial Eligibility Clearinghouse.

In addition to her duties in athletics, Bell also served as the campus liaison to the NCAA Division I Certification Steering Committee that was completed in 1997.

Bell is in her 12th year with the UK Athletics Association. She joined the UK staff in 1989 as Compliance Coordinator. She was promoted to Director of Compliance in 1993 before being elevated to her present position.

Prior to coming to UK, Bell served as the Director of Guidance at Hendersonville (Tenn.) High School. She has taught algebra, geometry, and trigonometry at the high school and collegiate levels.

A native of Lexington, Bell received her bachelor's degree in mathematics from George Peabody College in Nashville and her master's degree in educational psychology from Middle Tennessee State University.

Sandy is married to Stuart Bell and has two daughters, Deana and Lori.



MICKI KING

Assistant Athletics Director/ Senior Women's Administrator

In her ninth year with the UK Athletics Association, Micki King was recently promoted to Assistant Athletics Director and will represent the department as the Senior Women's Administrator.

King, who previously held the title of Special Assistant to the A.D. since 1992, oversees the sports of women's basketball, men's and women's swimming and diving, men's and women's tennis, rifle, cheerleaders and pom squad. In her new role, she also is charged with all marketing efforts for the women's basketball team as well as game management for all home contests.

A native of Pontiac, Mich., King served 26 years in the United States Air Force before retiring with the rank of colonel in 1992. During her years of service, King had assignments in Michigan, Arizona, California, Washington, Colorado, Kentucky, and Germany. In 1973, King was the first woman to teach physical education and coach at a military academy when she served at the Air Force Academy in Colorado Springs.

An accomplished diver, King attended the University of Michigan and graduated in 1966. She won the gold medal for springboard diving in the 1972 Olympic Games. Four years earlier, she just missed a gold medal when a freak accident in the finals of the '68 Olympics dropped her from first to fourth in the standings. During her illustrious career, she also competed in two Pan American Games, won 10 U. S. national championships, and won international diving honors in 15 countries. She is an inductee in seven Halls of Fame, including the prestigious United States Olympic Hall of Fame.

After her diving career, King turned to coaching at the Air Force Academy in 1973-77. After assignments in Arizona and Germany, King returned to the Academy in 1983 and was named assistant athletics director and diving coach. During this stint, she was named NCAA Division II Coach of the Year three times. King's divers won 11 All-America honors and two claimed national titles. In 1988, King traveled to the Seoul Games as a staff member of the U. S. Olympic diving team and served in the same capacity in the 1996 Centennial Olympic Games in Atlanta. This past fall, she attended the 2000 Olympic Games in Sydney on behalf of the U.S. Olympic Committee, her eighth appearance at the summer games as either a participant or staff member.

King resides in Lexington with her children, Michelle and Kevin.



ALVIS JOHNSON

Assistant Director of Athletics/ Administration

Alvis Johnson became UK's Assistant Athletics Director for Administration in 1998.

Johnson's three primary duties include: planning, implementing, and monitoring student-athlete employment under guidelines approved by the NCAA; working with the student body to promote student attendance at all sports and supervising student ticket distribution; and the administration of the athletics department's contract with Nike.

Johnson came to UK from Harrodsburg (Ky.) High School, where he handled multiple responsibilities as director of athletics, football head coach, track head coach, and social studies teacher from 1973-98. He had a 194-77 record as head football coach, compiling a winning percentage of 71.6 percent. His teams won several district and regional titles and were runners-up in three state championship games. Johnson's track teams won six state championships, were runners-up twice, and his individual performers won 48 state titles.

Johnson won numerous Coach of the Year honors, including state Coach of the Year in football and track. Among his many honors is the Distinguished Service Award for Amateur Football, given by the National Football Foundation and Hall of Fame in 1994.

In his work as athletics director, Johnson was highly active in national and state governing bodies. Among others, his extensive administrative experiences included being president of the Kentucky High School Athletics Association Board of Control; chairman of the KHSAA executive committee; member of the National Federation of State High School Associations Board of Control; president of the National Federation of State High School Associations; and member of two NCAA/high school joint committees.

Johnson's classroom work also was recognized when he was a finalist for the National Teacher of the Year in 1996. Prior to his stint at Harrodsburg, Johnson taught and coached football, track, and wrestling for three years at Christian County (Ky.) High School. Johnson holds bachelor's and master's degrees from Western Kentucky University.

Alvis and his wife, Rosetta, have two sons - Derrick, a junior offensive lineman on the UK football team; and Dennis, who is a junior defensive end with the Wildcats.



RODNEY STILES

Assistant Director of Athletics/ Event Manager

Rodney Stiles is in his 14th season with the Athletics Association, his first as an Assistant Athletics Director.

Stiles, 42, oversees the administrative management function for varsity events and selected non-university events. He supervises facility management at Commonwealth Stadium and serves as game manager for all home football games. Duties include coordinating special events at the Stadium, supervising all concessions and managing Wildcat Village. He also serves as the Association's liaison to the lettermen's association, all UK football alumni events, the Bluegrass State Games and the University (Golf) Club of Kentucky.

Previously, as Director of Administrative Services, Stiles supervised the maintenance, scheduling and operations of Memorial Coliseum. He also managed the student ticket distribution for all men's basketball and football games, coordinated football parking and oversaw transportation needs for all Olympic sports programs at UK.

A native of Campbellsville, Ky., Stiles was a walk-on kicker on the 1977 UK football team. He earned his undergraduate degree in 1981 and his master's in 1986 after joining Jerry Claiborne's football staff as a graduate assistant coach in 1983.

He was hired full-time by UKAA in 1987 as Athletics Relations Coordinator where he handled student tickets and facility management.

Stiles is married to Kelly Higgins Stiles of Richmond, Ky., a former UK varsity cheerleader.



RENA VICINI

Assistant Director of Athletics/ Media Relations

Rena Vicini is in her 20th year with the University of Kentucky Athletics Association. She has been Assistant Athletics Director for Media Relations since June 1993.

Vicini, a native of Lynch, directs public relations efforts for UK's 22 varsity men's and women's sports. She had served as Associate Director for Communications at UK since July, 1991.

Through the years, Vicini has won numerous awards in publications contests sponsored by the College Sports Information Directors of America. In 1994, she authored a national-selling true crime book. She also taught a class at UK on sports media relations in the spring semester of 1996.

She worked as a sportswriter and reporter before joining the UK staff in 1981. Vicini, a 1977 graduate of Kentucky, worked as a reporter for the Harlan Daily Enterprise, as a sportswriter for the *Louisville Courier-Journal*, and as a sportswriter/columnist for the *Lexington Herald-Leader*.

Vicini came to the UK Athletics Association in 1981 as Assistant Sports Information Director under then-SID Russell Rice. She had worked as Assistant SID until the promotion to Associate SID in 1991.


Jona Braden
Volleyball


Ian Collins
Men's Soccer


Gary Conelly
Men's/Women's Swimming


Dennis Emery
Men's Tennis


Bettie Lou Evans
Women's Golf


Mark Guilbeau
Women's Tennis

1999-00 UK ATHLETIC YEAR

Team	Overall Record	SEC Record (Rank)	NCAA Finish (Rank)
Baseball	38-20	12-16-1 (4th East)	none
Basketball (W)	15-14	5-9 (T8th)	none
Basketball (M)	23-10	12-4 (T1st)	NCAA 2nd Round
Cross Country (W)	N/A	12th	none
Cross Country (M)	N/A	6th	none
Football	6-6	4-4 (4th East)	Music City Bowl
Golf (W)	N/A	7th	NCAA Regionals
Golf (M)	N/A	12th	none
Gymnastics	5-14	4-10 (5th)	none
Rifle	N/A	N/A	none
Soccer (W)	16-3-2	8-1 (2nd East)	NCAA 2nd Round
Soccer (M)	13-7-1	5-1-1 (MAC Champs)	NCAA 1st Round
Softball	36-29	15-13 (1st East)	none
Swimming (W)	N/A	6th	31st NCAA
Swimming (M)	N/A	8th	20th NCAA
Tennis (W)	12-10	3-9 (8th)	NCAA 1st Round
Tennis (M)	12-14	4-7 (7th)	NCAA 1st Round
Indoor Track (W)	N/A	12th	none
Indoor Track (M)	N/A	9th	Individual Qualifiers at NCAA
Outdoor Track (W)	N/A	11th	none
Outdoor Track (M)	N/A	11th	Individual Qualifiers at NCAA
Volleyball	16-15	8-8 (4th East)	none


Beth Kirchner
Softball


Warren Lipka
Women's Soccer


Leah Little
Gymnastics


Mike Lyden
Men's/Women's Diving


Keith Madison
Baseball


Bernadette Mattox
Women's Basketball


Harry Mullins
Rifle


Hal Mumme
Football


Steve Smitha
Men's Golf


Don Weber
Track/Cross Country



DAVID BOYD
Computer Systems



JOHN BUTLER
Director of Compliance



TAMARA CALTON
Administrative Support Associate



CANDICE BATES CHAFFIN
Hospitality Management Director



SUE CHILDERS
Staff Support Associate



QUAINTANCE CLARK
Staff Support Associate



DONNA COX
Administrative Support Associate



MISTY DRISCOLL
Staff Support Associate



DANA ELAM
Insurance Coordinator



DAVID ELLIS
Assistant Ticket Manager



LISA ELY
Pom Squad Coach



KATHY FLETCHER
Accounting Clerk



JASON GENTNER
Administrative Support Associate



CAROL GIBSON
Senior Accountant



JODI GILLESPIE
Staff Support Associate



FAYE GINTER
Eligibility Coordinator



SALEEM HABASH
Cheerleader Coach



J.R. HISLE
Business Manager



BARBARA ISHAM
Administrative Support Associate



KWYN JENKINS
Administrative Support Associate



CARLA KEMP
Staff Support Associate



KAREN LILLY
Staff Support Associate



HILDY MARSHALL
Staff Support Associate



CAROL ANN MAUPIN
Senior Accountant



JAMIE MOBERLY
Event Coordinator



SANDY MORGAN
Administrative Support Associate



PAT NEAT
Director of Blue/White Fund



JANETTA OWENS
Director of Player Development



KIP PERKINS
Video Productions Coordinator



SUSAN RENAKER
Director of Administrative Services



MARY ANDERSON-RYDZ
Staff Support Associate



DIANNE SALAMONE
Staff Support Associate



JASON SCHLAFER
Assistant Director Marketing/Promotions



SHARON TODD
Accounting Clerk



KIM TRAYLOR
Staff Support Associate



SUZANNE TRUITT
Athletic Facilities Associate Coordinator



KEITH WEBSTER
Sr. Athletics Tr./Admin.



ALYSSA WEISBERG
Director of Licensing



ZACK WHIPPLE
Video Assistant



TRAVIS WHITE
Staff Support Associate

SANDY WIECK
Accounting Clerk

SANDY WIESE
Athletics Relations Coordinator

SANDEE WOODWORTH
Staff Support Associate





Developed in 1973 by former Athletics Director Cliff Hagan, the Blue and White Fund's main purpose is to provide financial assistance to the UK Athletics programs, including scholarships for more than 300 student-athletes.

The Fund also helps underwrite costs associated with the nationally recognized Ohio Casualty Center for Academic and Tutorial Services (CATS). In addition, the Fund provides dollars necessary to upgrade the entire athletics physical plant and to plan for future projects.

Last year, more than $4 million was raised through the Blue and White Fund. Membership is open to anyone interested in helping UK student-athletes.

For more information on the Blue and White Fund, contact Kathy DeBoer at (859) 257-8000.

The Blue-White Fund has helped generate dollars for new athletics facilities.







ALUMNI
officers • staff

2000-01 officers

President: David L. Shelton ('66)
Alpharetta, Ga.

President-elect: Sandra B. Patterson ('68)
Ft. Thomas, Ky.

Treasurer: Charles M. Moore, Jr. ('59)
Bowling Green, Ky.

association staff

Stan R. Key ('72), *Director*

Liz Howard Demoran ('68, '76),
Associate Director/Editor

Sandy Boyken ('90),
Special Programs Coordinator

John Hoagland ('89), *System Coordinator*

Linda Perry ('84), *Assistant Editor*

Brenda Bain
Linda Brumfield
Peggy Collins
Darlene Simpson
Lee Zuhars
Kenya Best
John Scharfenberger
Nancy Coomer
Charles Livingston



offices

King Alumni House
400 Rose Street
Lexington, KY
40506-0119

(859) 257-8905
800-269-ALUM
Fax: (859) 323-1063

UK National Alumni Association

FRIEND-raising — that's what the University of Kentucky Alumni Association is all about. Through a variety of benefits and programs, the Association aims to build friendship among alumni and between the alumni and the university.

Among the most popular programs for alumni are area club gatherings and bus trips to Rupp Arena for Wildcats basketball games; the *Kentucky Alumnus* quarterly magazine; and membership availability at Spindletop Hall and the UK Faculty Club.

The Association also sponsors class reunions, Homecoming, overseas tours, UK library privileges, discounts on books published by the University Press of Kentucky, car rental and restaurant discounts, group rate insurance plans, plus many other benefits, along with the Hall of Distinguished Alumni recognition program.

Foremost among service programs are the job opportunities career bulletin, club scholarship awards, area admissions promotions, and the association's encouragement of exceptional teaching through presentation of the annual "great teacher awards."

Membership dues support these and other Association programs. You can be an active part of this important work by becoming an alumni member if you have 12 credit hours from the university, or as an associate member. Dues are $30 annually. For more information about the privileges of membership, call or write the Association.

The Committee of 101

The University of Kentucky is served by a unique organization — the Committee of 101.

While many schools have elaborate booster groups that raise money for the various athletics programs, the Committee of 101 is a service-oriented group that makes no direct cash contribution to UK. The organization has the motto "Dedicated to the support of Kentucky basketball."

The group's activities extend to non-UK functions, including raising money for such charities as Cardinal Hill Hospital, Big Brothers/Big Sisters and the Bluegrass Boys' Ranch.

The most visible work of the Committee of 101 is ushering at Wildcats' home football and basketball games, as well as events such as the SEC Tournament, regional and national championships, and state high school tournaments.

The Committee of 101 was born in 1966 when 101 employees of IBM's Lexington plant each gave 25 cents to send a telegram to Coach Adolph Rupp at every game the Wildcats played that season. From those modest beginnings, the club grew into the service organization it is today, which includes 300 members. Since membership is limited to that number, a waiting list is kept for people wishing to become involved. Persons wishing to join the Committee should write:

Committee of 101
P. O. Box 22
Lexington, KY 40501

Dues are only $10 per year, but each member is required to "roll up his sleeves and go to work," according to Committee president Van Florence.

"We consider ourselves a working organization," he says. "Any time manpower is needed in UK Athletics, we're there."

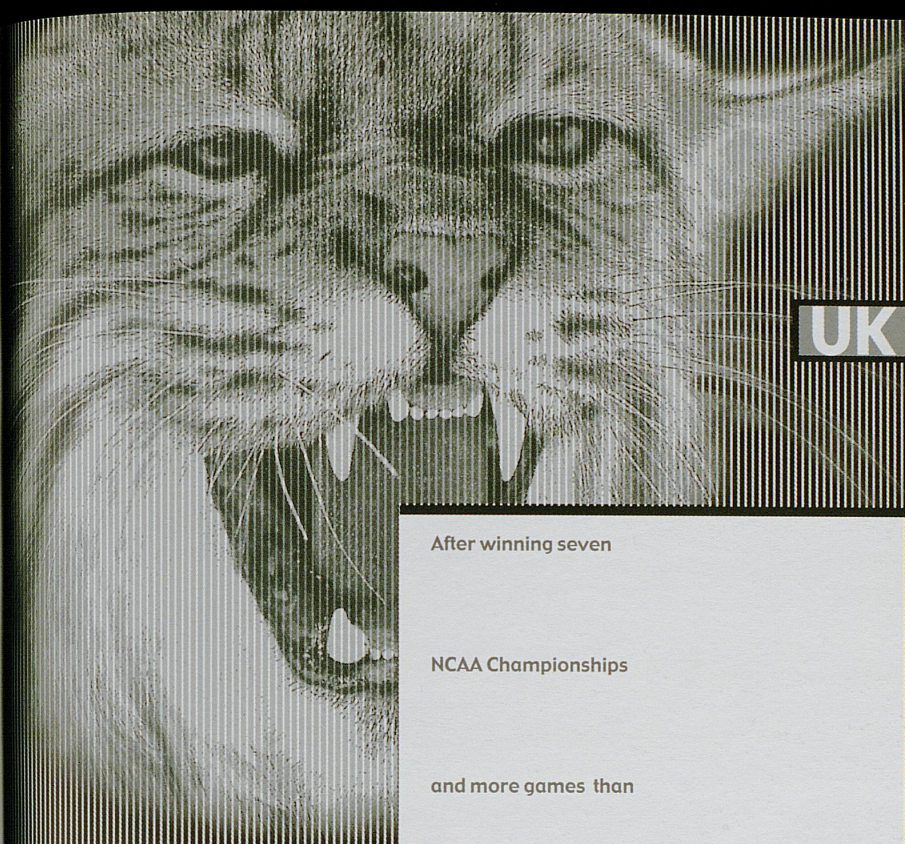

UK BASKETBALL

After winning seven

NCAA Championships

and more games than

any other

team in

college

basketball,

Kentucky ranks No. 1

with its fans.

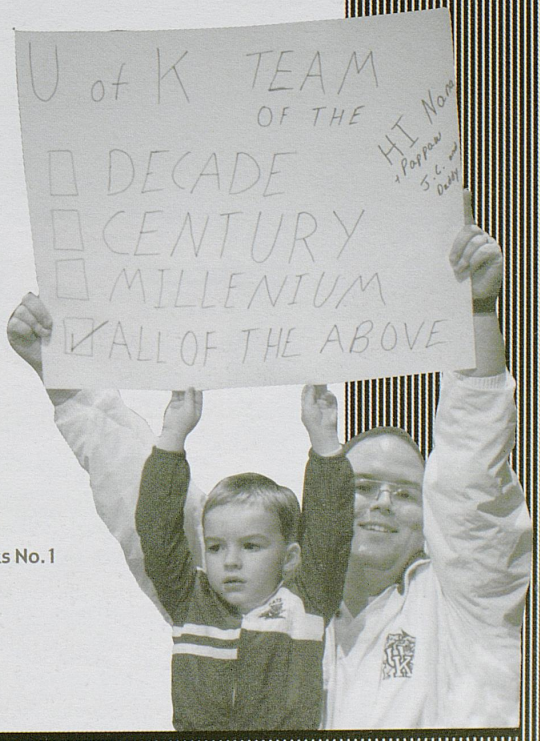



BLUE AND WHITE

The University of Kentucky adopted blue and white as its official colors in 1892.

Originally, however, UK students had decided on blue and light yellow prior to the Kentucky-Centre College football game on December 19, 1891.

The shade of blue, which is close to a royal blue, was chosen when a student asked the question, "What color blue?"

At the time, Richard C. Stoll (who lettered in football at UK in 1889-94) pulled off his necktie and held it up. The students then adopted that particular shade of blue.

A year later, UK students officially dropped the light yellow color for white.

WILDCATS NICKNAME

The official nickname for the University of Kentucky's athletics teams is "Wildcats." The nickname became synonymous with UK shortly after a 6-2 football victory over Illinois on Oct. 9, 1909, on the road.

Commandant Carbusier, then head of the military department at old State University (UK), told a group of students in a chapel service following the game that the Kentucky football team had "fought like Wildcats."

Later the name Wildcats became more and more popular among UK followers as well as with members of the media. As a result, the nickname was adopted by the University.

WILDCAT MASCOT

The Wildcat mascot originated during the 1976-77 academic year at UK. Gary Tanner was the original Wildcat, dancing and entertaining thousands of UK fans at Commonwealth Stadium and Rupp Arena during athletics events.

Today, the Wildcat mascot also attends several academic functions as well and generally serves as a friendly ambassador for the University.

In April 1994, former UK football Wildcat Brent Claiborne finished eighth nationally in the mascot division of the Universal Cheerleaders Association competition.



Popular performers sing the National Anthem before each home game including a former Dallas Cowboy cheerleader, Gi Gi Grant, last season.





Senior Day at Kentucky.



Kentucky fans are rabid for their Wildcats, including actress Ashley Judd.

ON, ON UK ...

The official fight song

On, on, U of K, we are right
for the fight today,
Hold that ball and hit that line,
every Wildcat star will shine,
We'll fight, fight, fight,
for the blue and
white,
As we roll to that goal,
varsity, And we'll kick, pass
and run, 'til the battle is won,
And we'll bring
home the
victory.



LIVE MASCOT

This season, the University of Kentucky, in cooperation with the Kentucky Department of Fish and Wildlife, adopted a three-year-old male bobcat to serve as the Wildcats' "official" mascot.



The wildcat will have a permanent residence on display at a game farm just west of the state capitol in Frankfort, Ky. The UK Athletics Association sponsored a name-the-wildcat Internet contest during September and the final three possibilities were Tucky, Blue and Champ, with Blue earning the final nod after nearly 50,000 votes were cast.

Through the years, UK has had other official live mascots with colorful names. Records indicate that the first wild animal was given to the University in 1921. Named "Tom," this live Kentucky wildcat died quickly from captivity and was replaced by "TNT." Other live mascots followed, including "Whiskers," "Hot Tamale" and "Colonel," only to pass on due to old age or being turned loose in the mountains after they failed to thrive in captivity.

The current cat was born in captivity and donated by the Woods and Wetlands of Cadiz Ky. His life expectancy is 15-25 years.



2001 KENTUCKY POM SQUAD

Front Row (L-R): Kelley McCabe, Melina Fariello, Ashley Ryan, Deatta Minter, Abby Jones.
Middle Row: Beth Livingston, Katie Grobmyer, Jessica Breitenstein, Amy Barnes, Lauren Diable, Jessica Wilson, Christina Alvino, Erin Brotzge.
Back Row: Suzanne Brownlee, Sarah Griffith, Erin Kahl, Brecke Stricker, Lauren Stengel, Kimberly Huffman, Lauren Logan, Rebecca Ocampo, Katherine Roser.
Not Pictured: Coach Lisa Ely, Assistant Heather Coleman.



2001 KENTUCKY CHEERLEADERS

Front Row: (L-R) Jason Keogh, Kristy Vaughan, Lauren Leake, Josh Walton (Wildcat), Rachel Brown, Cliff Reece.
Back Row: Jennifer Walker, Rico Jones, Brandy Preston, Josh Jones, Justin Nissley, Angela McAfee, Jon Love, David McDowell, Jennifer Long, Justin Rubin, Liz Risner.

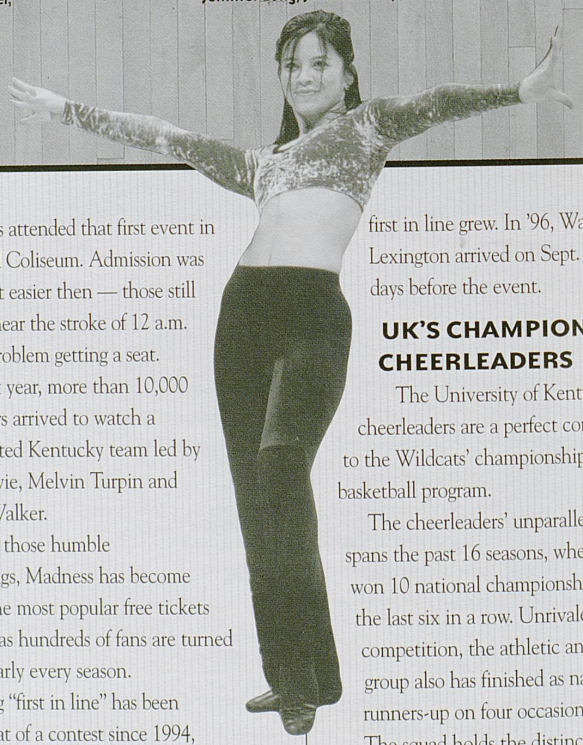

SENIOR DAY

Senior Day at Kentucky has become one of the most celebrated ceremonies in college basketball. Honoring its senior class, UK's event is one of the most elaborate and moving programs of its kind. The pregame ceremony begins with player introductions. Once they have all burst through banners bearing their likenesses, their families join them at center court. Then the state song, My Old Kentucky Home, is sung as the home crowd bids farewell.

MIDNIGHT MADNESS

Also known as Big Blue Madness, the celebration of the first day of practice has become a countdown that begins at the end of the previous season for Wildcat fans. Elaborate themes, lighting and skits have entertained capacity crowds for 18 years.

When Midnight Madness started in 1982, it was called "Midnight Special." More than 8,500 fans attended that first event in Memorial Coliseum. Admission was somewhat easier then — those still arriving near the stroke of 12 a.m. had no problem getting a seat. The next year, more than 10,000 supporters arrived to watch a highly rated Kentucky team led by Sam Bowie, Melvin Turpin and Kenny Walker.

From those humble beginnings, Madness has become one of the most popular free tickets in town as hundreds of fans are turned away nearly every season.

Being "first in line" has been somewhat of a contest since 1994, when a father and son combination of Robert and Ronald Vallandingham of New Albany, Ind., arrived on Oct. 10 — a full five days early. And yet, even the status of being first in line grew. In '96, Wally Clark of Lexington arrived on Sept. 10, a full 38 days before the event.

UK'S CHAMPION CHEERLEADERS

The University of Kentucky cheerleaders are a perfect complement to the Wildcats' championship-caliber basketball program.

The cheerleaders' unparalleled success spans the past 16 seasons, when they have won 10 national championships, including the last six in a row. Unrivaled in competition, the athletic and jubilant group also has finished as national runners-up on four occasions.

The squad holds the distinction of being the first to win back-to-back titles and now the first to win five consecutive championships. The group has won titles in the following seasons: 1985, 1987, 1988,



1992, 1995, 1996, 1997, 1998 and 1999.

Saleem Habash is in his fourth season as coach of the cheerleaders and T. Lynn Williamson is the cheerleader advisor. A total of 36 students comprise the squad, 14 of whom represent the school during the national finals.

UK POM SQUAD

Reorganized in 1990, the UK Pom Squad performs at halftime of all home basketball and football games. Under the direction of former UK cheerleader Lisa Perkins Ely and assistant Heather Coleman, the Pom Squad finished eighth in the 1991 College Dance Team national championships in San Antonio and third in the 1994 competition in San Diego. The squad appeared nationally on ABC's Monday Night Football in 1996, performing during the game's opening with Hank Williams, Jr.



UK PEP BAND

With more than 80 members, the University of Kentucky pep band is the largest in the nation. Clad in their recognizable blue and white outfits, the pep band is directed by Richard Clary and assistant director/show designer George Boulden.



Performing at both home football and basketball games, the pep band has been named by Southern Living magazine as one of the "top 10 bands in the South."



TOP-RANKED exposure

As a perennial top-10 program, the Kentucky Wildcats are televised from coast-to-coast on a regular basis. Nearly every game since 1991 has been televised — nationally, regionally or statewide. During the 1999-00 season, every one of the Wildcats' games were televised either live or delayed, including the exhibition games. UK appeared on national television in 20 of its 33 games including 12 times on ESPN or espn2 and seven times on CBS. Eleven games were broadcast regionally on Fox Sports, JP Sports, and Fox Sports South. Over the past 49 years, 508 Kentucky games have been broadcast either regionally or nationally, with the Wildcats owning a 370-138 (72.8%) record. Kentucky's first appearance on national television occurred on March 22, 1951, a 59-43 victory over St. John's in the NCAA Tournament.

NATIONAL EXPOSURE

The Wildcats' basketball program has garnered attention internationally for its success. Throughout the years, Kentucky has been represented on the cover of Sports Illustrated, the world's largest subscription sports magazine, 18 times, including on the cover of the very first issue (see page 159). Sixteen of the remaining covers appear on the next page.



"When the word 'Kentucky' is spoken,
it often evokes thoughts of a bouncing basketball.
The University of Kentucky
epitomizes the best in the sport –
seven national championships and the
most victories on record.
With that success comes national exposure,
which includes nearly every game televised.
The exposure each Wildcat receives
is not just exposure as a college basketball player,
it is as a basketball player at the University of Kentucky,
the best college basketball has to offer."

— JOE B. HALL, KENTUCKY BASKETBALL COACH (1973-85)

CBS SPORTS ESPN ESPN 2 Jefferson Pilot Sports FOX SPORTS NET SOUTH FOX SPORTS NET



DECEMBER 10, 1962



MARCH 7, 1966



MARCH 28, 1966



DECEMBER 2, 1968



MARCH 16, 1970



MARCH 31, 1975



APRIL 3, 1978



DECEMBER 5, 1983



FEBRUARY 26, 1996



APRIL 8, 1996



APRIL 1996



MARCH 16, 1998



MARCH 30, 1998



APRIL 6, 1998



APRIL 1998



MARCH 15, 1999

Ohio Casualty Group Center for Academic and Tutorial Services — "CATS"



J.P. Blevins is the Wildcats' latest academic All-SEC selection.

The University of Kentucky has made a commitment to put the student-athlete at the heart of the program.

The cornerstone of that commitment lies in the academic success of the University's student-athletes. And at UK, that success stems from the resources within the Ohio Casualty Group's Center for Academic and Tutorial Services (CATS).

"One of the most attractive aspects of UK basketball is the academic support," Coach Orlando "Tubby" Smith says. "When we bring a young man into our program, we expect him to perform in the classroom first and on the hardwood second. CATS provides the resources and personnel to help us reach that goal from day one of their freshman year."

Smith understands the commitment the Center makes to each of his basketball players — he began his career as a high school teacher and coach in Maryland. In his first year as coach at UK, two players, Scott Padgett and Steve Masiello, earned Academic All-Southeastern Conference honors, while Nazr Mohammed was selected to the Athletics Director's honor roll at UK. Padgett earned the SEC honor again in 1999 while J.P. Blevins made the list last season.

"The best thing about CATS is when you need a tutor for a particular class, they find you a quality person to assist you in your studies," Blevins said.

The center was constructed in 1981 as the first academic support unit in college athletics. Its mission was simple — to enhance the student-athletes' academic standing, to assist them in meeting their degree requirements and to prepare them for life after college.



The CATS computer center houses 35 state-of-the-art computers. Tutors are on hand to assist the student-athletes daily.



Ohio Casualty Group Center for Academic and Tutorial Services — "CATS"



The CATS Center also provides a quiet study area for the student-athletes.

Over the past 19 years, the facility's services and needs have continued to grow. As a result, UK opened a new facility in Spring, 1998, thanks to a $1 million donation from the Ohio Casualty Group.

The $2.4 million facility, located in Memorial Coliseum, was dedicated on Sept. 18, 1998. It includes:

- 20,000 square feet of space, more than double the size of the former facility;
- a computer room housing 35 computers;
- a study area which accommodates 90-100 people;
- 24 tutoring rooms;
- a career development and life skills resource center;
- headquarters for a community outreach program;
- offices for an ever-growing staff.

Heading up the Center's staff is Associate Athletics Director for Student Services, Bob Bradley. Bradley was named National Academic Advisor of the Year in 1989 and '92.

His full-time staff of nine people includes Barb Deniston, director of academics, three academic counselors, a pair of academic skills coordinators, and a community outreach coordinator.

CATS also employs six graduate assistants and numerous tutors. UK has budgeted more than $1 million for the operation of CATS this year.

"We are extremely proud of what we have accomplished in the academic arena," Bradley said. "The CATS program is focused on winning in the classroom. We look at each student-athlete's individual needs, set goals, and develop strategies to attain those goals. Our center provides our student-athletes with a definite advantage over student-athletes at many other institutions. Our goal is to show that we care about the student as well as the athlete."

> "The best thing about CATS is when you need a tutor for a particular class, they find you a quality person to assist you in your studies."
>
> - UK GUARD J.P. BLEVINS

The academics staff also prepares student-athletes for life after college with the Wildcat Career Development program. The program helps the student-athlete prepare for the future through a step-by-step process that includes:

- mentoring and internships, which help determine career interests;
- career counseling;
- resume writing; and
- forming a career plan.

The program also works closely with the University's Career Planning and Placement Center to provide additional assistance to the student-athletes.

CATS STAFF



BOB BRADLEY
Associate Athletics Director



BARBARA DENISTON
Director of Academics



MIKE HALEY
Academic Counselor



AMY CRAIGLOW
Academic Counselor



CHRISTINE JACKSON
Academic Counselor



LISA BUCHANAN
Outreach Coordinator



BETH STICE
Director of Student-Athlete Development



MICHAEL STONE
Executive Asst. NCAS



D'ANN BLANKENSHIP
Staff Support Associate

COMMUNITY CATS THAT CARE

A privilege at a major university is to be a student-athlete. Among the benefits that each student-athlete accrues are significant learning experiences that teach important life lessons. None is more important than learning to return that benefit to individuals in the community that have supported and cheered the student-athlete, win or lose.

The University of Kentucky has a community outreach program that, when initiated a decade ago, was intended to provide support for young people. The program was viewed as a "one-way" effort with the student-athlete giving and the community and schools receiving. But as the "Cats That Care" program has grown, one of the most notable results is what the student-athletes learn about themselves – they really do receive by giving.

The athletic department's community outreach program began in 1990 when, in cooperation with the College of Education, UK student-athletes "adopted" the fifth-grade class at a local school. The program matched UK student-athletes one-on-one with school children, who in turn, set goals while the student-athletes monitored their progress and assisted the children in achieving their stated objectives.

The program was highly successful and continues today. "Cats That Care" has expanded and now includes many worthwhile projects, including:

AMERICORPS:
ATHLETES IN SERVICE TO AMERICA
This program addresses the issues of school success and violence prevention in hopes of keeping youth on the right track. It is sponsored by the UK Athletics Association, the Center for the Study of Sport in Society and AmeriCorps, a national service project designed to help communities meet their education, public safety, human or environmental needs through service. Ten former UK student-athletes are assigned to two elementary schools, one middle school and one high school. The corps members work between 30-35 hours each week, serving as mentors, facilitators and instructors. The corps members also conduct interactive workshops in the areas of media literacy, conflict resolution, cultural diversity and the prevention of violence against women. The presentations are conducted at local schools, community agencies and summer youth programs.

Members of the UK Basketball team volunteered at the Hope Center in Lexington, serving food to the homeless.





Saul Smith and other members of the basketball team participate in community projects around Lexington.

BUDDY PROGRAM (COLLEGE OF EDUCATION)
Student-athletes serve as role models for elementary students at local schools. Athletes help younger students develop self-esteem through weekly interaction.

CELEBRITY HOSPITAL VISITOR
Student-athletes visit patients at local hospitals, including rehabilitation facilities and veterans hospitals.

COMPREHENSIVE CARE
Student-athletes talk to 12-15-year-old emotionally disturbed youths about goal setting.

COPI-CAT PEN PAL
Student-athletes who are matched with elementary students correspond throughout the academic year. As a pen pal to an elementary student, athletes encourage students to read.

D.A.R.E. GRADUATION SPEAKER
Student-athletes give motivational speeches to youth as part of the Drug Awareness Resistance Education Program.

HOSPITAL BREAKFAST WITH SANTA
Each year, UK student-athletes assist the UK Children's Hospital with a special Christmas breakfast for children at the hospital.

KENTUCKY EXCEL MENTOR PROGRAM
UK student-athletes serve as mentors for high school students participating in the program. It provides scholarships for students who complete the program.

PARTNERS FOR YOUTH
UK student-athletes helped the Partners for Youth organization hold a summer festival for Lexington children.

SCHOOL SPEAKER
Student-athletes visit a number of local schools, speaking to children on a variety of topics, including the importance of an education, staying off drugs and promoting reading.

SCHOOLHOUSE ROCK
An "academic pep rally" in which UK student-athletes encourage youngsters in academic and social skills through a variety of interactive skits and performances. More than 2,000 fourth and fifth graders, representing approximately 15 Central Kentucky schools, come to Memorial Coliseum each spring.



John Adams, who played for Adolph Rupp in the early 1960s, has been a circuit court judge in Lexington since 1989.

JOHN ADAMS - (1965) A circuit judge in Lexington (Fayette County).

EARL ADKINS - (1958) Retired from the Union County school system.

MARVIN AKERS - (1943) Is a retired mechanical construction manager living in Indianapolis, Ind.

ED ALLIN - (1945) Retired school administrator.

DEREK ANDERSON - (1997) Was a second-team All-Rookie performer for the Cleveland Cavaliers. Currently playing for the San Antonio Spurs.

JIM ANDREWS - (1973) Drafted by the NBA; played professional ball in Italy and Sweden. Is now a vice president and director of marketing living in Lexington.

PHIL ARGENTO - (1969) Drafted by the old ABA's Kentucky Colonels and the NBA's L.A. Lakers. Currently owns a consulting company for new home builders in Cleveland.

GEORGE ATKINS - (1963) Former director of public relations at Humana Corporation. Has served as state auditor, secretary of cabinet, secretary of finance and state auditor for public accounts.

ADRIAN BACK, JR. - (1942) Chairman, President and C.E.O. of a bank in Hodgenville.

SCOTTY BAESLER - (1963) Formerly the popular mayor of Lexington and member of the U.S. House of Representatives. A practicing attorney, he's still active in politics.

DALE BARNSTABLE - (1950) Earned eight varsity letters at UK in hoops, track and golf. Served in WWII. Won the Kentucky Senior State Am in golf in '86 and '94. Currently, president of Barnstable Enterprises and spending time in Florida and Louisville.

DICKEY BEAL - (1984) Drafted in the fourth round of the NBA by the Atlanta Hawks. Working in Northern Kentucky in pharmaceutical sales.

RALPH BEARD - (1949) Played two years of professional basketball with the Indianapolis Olympians. Is a retired vice president of a wholesale drug company and living in Louisville.

BRET BEARUP - (1985) Played one year of professional ball in Europe. Currently working in finance in Atlanta.

ED BECK - (1958) Is currently a minister in Colorado Springs, Colo.

CECIL BELL - (1931) Currently a farmer and cattle breeder.

WINSTON BENNETT - (1988) Drafted in the third round of the NBA draft by the Cleveland Cavaliers. Played one year in the CBA, two with the Cavs and finished his pro career with the Miami Heat. Was an assistant coach with UK and the Boston Celtics. Now the head coach at Kentucky State.

CLIFFORD BERGER - (1968) Drafted by the NBA's Milwaukee Bucks. Currently an oral and maxillofacial surgeon in Savannah, Ga.

BILL BIBB - (1954) Is currently the commissioner of the Trans America Athletic Conference.

JERRY BIRD - (1956) Is currently the human resources administrator for the American Greetings Corporation in Corbin.

JAMES BLACKMON - (1987) Drafted in the fifth round of the NBA draft by New Jersey. Currently a teacher and assistant basketball coach in Marion, Ind.

HARRY BLISS - (1935) Retired GE sales representative in Wilmington, Del.

SAM BOWIE - (1984) Retired after an 11-year NBA career with the Portland Trailblazers and the LA Lakers. Now lives in Lexington and is a member of the UK broadcast team.

BRAD BOUNDS - (1967) Educator in Frankfort, Ill.

JUNIOR BRADDY - (1993) Is working and living in Florida.

JEFF BRASSOW - (1994) Working in the banking industry in Lexington.

JOHN BREWER - (1957) Is now senior vice president of Motal Exchange Corporation in St. Louis.

CHARLES J. BRONSTON - (1931) Retired Greyhound Lines executive living in Inglewood, Fla.

DALE BROWN - (1993) Living in Lexington and employed by Toyota Motor Manufacturing.

STEPHEN BRUCE - (1987) Currently a minister at Southern Baptist Church in Lexington.



After an 11-year career in the NBA, Sam Bowie is now in his fourth season as the color analyst for all the UK radio broadcasts.



Dwane Casey is an assistant coach with the Seattle Supersonics.



Louie Dampier is in his second season as an assistant coach with the Denver Nuggets.

Former Rupp's Runts star Larry Conley interviews Keith Bogans after a UK victory. Conley serves as a color analyst for several networks throughout the basketball season.



SUCCESS — ACADEMIC AND ATHLETIC

CARROLL BURCHETT - (1962) Currently the Commissioner of the Kentucky Department of Vocational Rehabilitation in Frankfort.

BOB BURROW - (1955) Is currently the assistant superintendent for the Ft. Knox, Ky., schools.

BILL BUSEY - (1968) Farmer in Bagdad, Ky.

LEROY BYRD - (1986) Currently works for the Lexington-Fayette Urban County Government.

GERRY CALVERT - (1957) Drafted by the St. Louis Hawks. Currently an attorney at law in Lexington.

DWANE CASEY - (1979) - Currently an assistant coach with the Seattle SuperSonics.

MIKE CASEY - (1971) Drafted by the NBA. Is now a sales representative for the L.G. Balfour Company and living in Shelbyville.

LINDLE CASTLE - (1951) Retired basketball coach of Clinton County High School in Albany, Ky.

DAN CHANDLER - (1956) Currently working in the resorts business in Las Vegas.

REX CHAPMAN - (1988) Drafted in the first round by the Charlotte Hornets. Just retired from a 12-year NBA career with Charlotte, Washington, Miami and Phoenix. Living in Phoenix.

KIRK CHILES - (1972) Is the head basketball coach at Henry Clay High School in Lexington.

TRUMAN CLAYTOR - (1979) Drafted in the sixth round of the NBA draft by the Detroit Pistons. Currently an alcoholism counselor in Toledo, Ohio.

STEVE CLEVENGER - (1968) Currently superintendent of the Allen Construction Company.

MARION CLUGGISH - (1940) Retired coach-educator living in Florida.

BENNIE COFFMAN - (1960) Businessman in Tullahoma, Tenn.

SID COHEN - (1960) Businessman in Jacksonville, Fla.

LINCOLN COLLINSWORTH - (1958) School official in Titusville, Fla.

CARL COMBS - (1940) Retired attorney. Was the first Sports Information Director at the University of Kentucky.

CHARLES COMBS - (1938) Is retired from the Daviess County School System.

LARRY CONLEY - (1966) This member of "Rupp's Runts" played one season with the Kentucky Colonels of the old ABA. Now serves as a basketball color analyst for several networks.

JIMMY DAN CONNER - (1975) Drafted by the Virginia Squires of the old ABA. Played one year in the ABA with the Kentucky Colonels. Is currently an executive and partner with a financial corporation in Louisville.

FRED COWAN - (1982) Drafted in the sixth round by the NBA's Houston Rockets. After playing professionally in Japan, is now an entrepreneur in Madisonville.

JOHNNY COX - (1959) Played two seasons with the Cleveland Cavaliers and one with the Chicago Bulls. Is now an insurance agent in Hazard.

HUGH COY - (1954) Played four years of professional baseball with the St. Louis Cardinals. Currently a hospital drug representative.

JOHN CRIGLER - (1958) This member of the 1958 national championship team retired as Athletics Director for Scott County High School.

AL CUMMINS - (1947) Owns a financial planning company and is a real estate broker in Lexington.

JESS CURRY - (1956) Owns the Medi-Fitness Corporation in Danville, Va.

LOUIE DAMPIER - (1967) After a career in the old ABA and, most recently, owning his own audio-visual company in Louisville, he's an assistant coach of the Denver Nuggets.

ED DAVENDER - (1988) Drafted in the third round by the Washington Bullets. Currently working in advertising sales in Kentucky.

JONATHAN DAVIS - (1991) Works as a businessman in Lexington.

MULFORD DAVIS - (1947) A retired school principal in Frankfort, Ind. Inducted into Indiana High School Basketball Hall of Fame in 1989.

ROGER DAY - (1950) A retired General Motors manager in Horsham, Pa.

TED DEEKEN - (1964) Currently working in the cellular phones industry in Louisville.

TONY DELK - (1996) After playing his rookie season with the Charlotte Hornets, he was traded to Golden State of the NBA. After spending last season with Sacramento, now playing for Phoenix.

TRUITT DEMOISEY - (1934) Retired coach-educator. Now an administrator in state government living in Walton, Ky.

HARRY DENHAM - (1938) A retired general surgeon living in Maysville.

DICK DERRICKSON - (1945) A retired postal worker in Lexington.

JAMES F. DINWIDDIE - (1971) Currently an attorney at law in Leitchfield.

PAT DOYLE - (1963) State worker in Frankfort.

RICK DREWITZ - (1974) Currently Kentucky State Director for prison fellowship ministries.

RAY EDELMAN - (1974) Is an attorney in Lawrenceburg, Ky.

ALLEN EDWARDS - (1998) Playing professional basketball with Cincinnati of the IBL.

RANDY EMBRY - (1965) Teacher and basketball coach at Owensboro (Ky.) Senior High School.

ANTHONY EPPS - (1997) Played the 1999 season in the CBA. Now living in Lebanon, Ky.

BILL EVANS - (1955) Is currently senior vice president of Kentucky Fried Chicken Corporation in Louisville.

HESHIMU EVANS - (1999) Pursuing a professional basketball career overseas.

RICHIE FARMER - (1992) Currently working in the insurance business in Manchester, Ky.

ALLEN FELDHAUS - (1962) Retired teacher and coach. Won 512 basketball games and led his '81 Mason County team to the state championship game. Currently in the golf course business.

DERON FELDHAUS - (1992) After a career in professional basketball in Japan, is now living in Maysville.

MIKE FLYNN - (1975) Was drafted by the Indiana Pacers of the NBA and played three years. Is currently a bank executive in Jeffersonville, Ind.

TRAVIS FORD - (1994) Is now the head coach at Eastern Kentucky University.

GARY GAMBLE - (1968) Works in the Erlanger School System.

CHRIS GETTLEFINGER - (1981) Currently dealing in real estate in Tennessee.

JACK GIVENS - (1978) Drafted in the first round of the NBA draft by the Atlanta Hawks and played two years with Atlanta. Currently the TV color commentator for the NBA's Orlando Magic and TNT Sports.

PHIL GRAWEMEYER - (1956) A real estate developer in Louisville.

KEVIN GREVEY - (1975) Drafted in the first round of the NBA draft by the Washington Bullets. Played several years there before moving on to Milwaukee to play with the Bucks. Currently operates "Grevey's," a popular restaurant in Washington, D.C., and works as a radio broadcaster.

PETE GRIGSBY - (1954) Is now the assistant superintendent of Floyd County Schools in Prestonsburg, Ky.

BOB GUYETTE - (1975) Drafted in the third round by the NBA's Kansas City Kings. Played several years of professional ball in Spain. Currently a facial surgeon in Scottsdale, Ariz.

CLIFF HAGAN - (1954) Spent several years in the NBA after graduation. Served as Athletics Director at UK from 1975-1988. Owner and operator of an antique mall in Florida.

JOSEPH HAGAN - (1937) Retired Louisville auto dealer and banker.

REGGIE HANSON - (1991) After a 7-year professional career in Japan, returned to the UK basketball program as administrative assistant.

JERRY HALE - (1975) Retired from National Mines Corporation in Lexington and is currently working as a senior loan officer at a Lexington bank.

ROGER HARDEN - (1986) Was drafted in the fifth round by the NBA's Los Angeles Lakers. Works for an apparel company in Louisville.

SAM HARPER III - (1964) Is a pharmacist in Danville.

TOM HARPER - (1964) Is currently a realtor and sales developer in Richmond, Ky.

CHRIS HARRISON - (1995) In pharmaceutical sales in Northern Kentucky.

MERION HASKINS - (1977) Is currently manager of leaf purchases for Phillip Morris Tobacco Company in Richmond, Va.

VERNON HATTON - (1958) A realtor and auctioneer in Lexington.

THIS IS UK BASKETBALL

Travis Ford was named the new head coach at Eastern Kentucky University last spring.





Left: Jonathan Davis entered the business field in Lexington following his UK career in 1991. He currently works for a local brokerage firm.

SUCCESS — ACADEMIC AND ATHLETIC



Above: Kentucky's first All-American Basil Hayden, was recognized during a game in 1999. Hayden, who earned the honor in 1921, celebrated his 101st birthday in May at his home in Alabama.

BASIL HAYDEN - (1922) Coached the Wildcats in 1927. A retired businessman living in Alabama. Celebrated his 101st birthday last May.

TOM HEITZ - (1984) Drafted in the eighth round of the NBA draft by the Indiana Pacers. Is currently working in the commodities markets in Lexington and Chicago.

WALT HIRSCH - (1951) A sales manager in Davenport, Iowa.

JOE HOLLAND - (1948) Owns two automobile dealerships, Joe Holland Chevrolet in Lexington and Holland Chevrolet in Charleston, W.Va.

JOEY HOLLAND - (1973) Is now the general sales manager for his father's car dealership, Holland Chevrolet, in Charleston, W.Va.

KENT HOLLENBECK - (1973) Businessman in Gallipolis, Ohio.

DERRICK HORD - (1983) Drafted in the third round of the NBA draft by the Cleveland Cavaliers. Is currently a pharmaceutical sales representative in Lexington.

JIM HOWE - (1950) A vice-president of sales for a Cincinnati company.

LEE HUBER - (1941) Former All-American, now retired in Orlando, Fla.

LOWELL T. HUGHES - (1959) Retired Ashland attorney and member of General Assembly now living in Ocala, Fla.

HARRY HURD - (1962) Currently president and founder of an engineering research company in Raleigh, N.C.

HAROLD HURST - (1956) Is now a real estate agent and broker in Stanton, Ky.

CHARLES HURT - (1983) Drafted in the sixth round of the NBA draft by the Milwaukee Bucks. Is currently serving in the armed forces.

CHARLES ISHMAEL - (1964) Golf coach and teacher at Montgomery County (Ky.) High School.

DAN ISSEL - (1970) Enjoyed a successful pro career playing for the Kentucky Colonels of the old ABA and with the Denver Nuggets. The former coach of the Nuggets is now the general manager and head coach of the NBA team.

THAD JARACZ - (1968) Retired Air Force Lieutenant Colonel.

CEDRIC JENKINS - (1981) Is currently in the insurance business in Lexington.

NED JENNINGS - (1963) Employed by the Lexington-Fayette Urban County Government.

LARRY JOHNSON - (1977) Drafted in the second round of the NBA draft by the Buffalo Braves (now the Los Angeles Clippers) and played one season with the Braves. After a career as a player/coach in a professional league in Japan, he's employed by UPS.

PHIL JOHNSON - (1959) Retired in Lexington.

WALLACE "WAH WAH" JONES - (1949) This member of the "Fabulous Five" currently owns Bluegrass Charters.

JIM JORDAN - (1948) A retired attorney living in Chester, W.Va.



Above: Stan Key, right, presented former UK football letterman Buzz Burnam with a campus leadership award. Key is the director of the UK Alumni Association.

Below: Cliff Barker, Ken Rollins, Wallace Jones and Ralph Beard were honored in 1998 on the golden anniversary of UK's 1948 NCAA title and Olympic gold medal. The "Fabulous Five" was one of the greatest teams ever assembled, according to Coach Adolph Rupp. Missing is the late Alex Groza.



SUCCESS — ACADEMIC AND ATHLETIC

RON KENNETT - (1964) Currently a teacher in Georgia.

STAN KEY - (1972) Currently the Director of the UK Alumni Association.

TOMMY KRON - (1966) Businessman in Louisville, Ky.

ROGER LAYNE - (1951) Businessman in McKamie, Ark.

JAMES LEE - (1978) Drafted in the second round of the NBA by the Seattle SuperSonics. After a journey in the pro leagues, is currently working for an auto dealer in Lexington.

KEN LEHKAMP - (1957) Currently a teacher and head baseball coach at Highlands High School in Ft. Thomas, Ky.

JIM LEMASTER - (1968) Currently an attorney and state representative from Paris, Ky.

LARRY LENTZ - (1966) Currently a pharmacist in Lexington.

GARLAND LEWIS - (1936) A retired teacher/coach in Lagunda Hills, California.

BILLY RAY LICKERT - (1961) Retired treasurer of Mason and Hanger-Silas Mason Co. in Lexington.

JIM LINE - (1950) Currently an oil company executive in Russell, Kansas.

SHELBY LINVILLE - (1952) Currently a pastor in Middleton, Ohio.

STEVE LOCHMUELLER - (1975) Currently working for a cellular phone company.

ROB LOCK - (1988) Drafted in the third round by the L.A. Clippers. Signed with a professional team in Italy. Played the last half of the 1988-89 season with the Clippers. Now married to former Lady Kat Valerie Still.

RONNIE LYONS - (1974) Is currently employed by LexMark in Lexington.

KYLE MACY - (1980) Played seven seasons in the NBA with the Phoenix Suns, Chicago Bulls, and Indiana Pacers. After four seasons with the UK basketball broadcast team, he's the head basketball coach at Morehead State.

JAMAAL MAGLOIRE - (2000) The 19th pick of the NBA draft by the Charlotte Hornets.

JAMAL MASHBURN - (1993) Picked fourth overall by Dallas Mavericks in 1993 NBA draft. Donated $500,000 to establish scholarship program at UK. Currently playing for the Charlotte Hornets.

JIM MASTER - (1984) Drafted in the sixth round of the NBA draft by the Atlanta Hawks. Is currenly working as a financial advisor for Hilliard & Lyons in Lexington.

JAMES MATHEWSON - (1942) Retired. Now living in Richmond, Ind.

WALTER McCARTY - (1996) A first-round selection in the 1996 NBA Draft by the New York Knicks. Now playing for Boston.

BOB McCOWAN - (1972) Owns a sports fishing company in Honolulu.

JIM McDONALD - (1962) CEO of a billion dollar cable equipment company in Atlanta.

LOUIS McGINNIS - (1931) A retired mortician in Lexington.

TROY McKINLEY - (1985) Now a police officer with the Lexington-Fayette Urban County Government.

RON MERCER - (1997) Was the sixth pick in the 1997 NBA Draft by the Boston Celtics. Made first-team All-Rookie team in 1998. Now playing for Chicago.

DERRICK MILLER - (1990) Thanks to the Cawood Ledford Scholarship Fund, he'll complete his social work degree in 2001.

CAMERON MILLS - (1998) Is a practicing evangelist and ordained minister.

DON MILLS - (1960) State Farm Insurance agent in Richmond, Ky.

RAY MILLS - (1957) Is a retired teacher. Resides in Monticello, Ky.

TERRY MILLS - (1971) Currently an agent and unit manager with Massachusetts Mutual Life Insurance in Lexington.

DIRK MINNIEFIELD - (1983) Recovery counselor in Houston, Texas.

TERRY MOBLEY - (1965) Is the Associate Vice President for Alumni and Development at UK.

NAZR MOHAMMED - (1998) Was the last pick of the first round in the NBA Draft by Utah. Traded to Philadelphia.

READ MORGAN - (1951) An actor in California.

THIS IS UK BASKETBALL



Kyle Macy played nine years of professional basketball, returned to Lexington where he worked in the banking business and for the UK radio network before becoming head coach at Morehead State in 1997.



Cameron Mills stepped from the hardwood to the podium after leaving UK. He's now a traveling evangelist.



After earning "Coach of the Decade" honors in the NBA for the 1980s, Pat Riley is No. 2 all-time in NBA victories.

SUCCESS — ACADEMIC AND ATHLETIC

COTTON NASH - (1964) Owns a real estate and investment company in Lexington.

ALONZO NELSON - (1945) Is a retired employee development specialist with the Lexington Bluegrass Army Depot.

ROGER NEWMAN - (1961) Engineer in Lake Forest, Ill.

C.M. NEWTON - (1952) A successful coach with more than 500 victories, retired l;ast June as Athletics Director at the University of Kentucky. Enshrined in the National Basketball Hall of Fame in the Class of 2000. Residing in Lexington and working as a consultant with UK, the NCAA and the Boston Celtics.

THOMAS NICHOLS - (1936) Retired.

PAUL NOEL - (1943) Played three years with the New York Knicks. Retired wholesale drug salesman who served two years as mayor of Versailles, Ky.

SCOTT PADGETT - (1999) A first-round pick by the Utah Jazz in the '99 NBA Draft.

CLYDE PARKER - (1943) Is a retired dentist living in Evansville, Ind.

J. ED PARKER - (1947) Is now owner and president of a real estate firm in Lexington.

TOM PARKER - (1972) Owns and operates the Parkette Drive-in in Lexington.

JACK PARKINSON - (1948) Owns a plumbing supply company in Muncie, Ind.

DICK PARSONS - (1961) Spent several years as an assistant basketball coach at the University of Kentucky. Retired in 1999 as the director of planned giving at UK.

JOHN PELPHREY - (1992) Played professionally in France. Was an assistant at Oklahoma State and Marshall. Currently an assistant coach at the University of Florida.

John Pelphrey is an assistant coach for the Florida Gators.



DOUG PENDYGRAFT - (1962) Educator in Danville, Ky.

MIKE PHILLIPS - (1978) Drafted in the second round of the NBA draft by the Seattle Supersonics. Currently owns a health club in Madisonville.

RANDY POOLE - (1969) An educator in Franklin, Tennessee.

MARK POPE - (1996) After playing one season overseas, and one season with the Pacers, is still pursuing an NBA career.

TOMMY PORTER - (1968) Is currently a dentist in Hopkinsville, Ky.

MIKE PRATT - (1970) Played in the old ABA for the Kentucky Colonels. Coached UNC Charlotte and served as an assistant for the Charlotte Hornets. Currently Louisville businessman and T.V. analyst.

DWIGHT PRICE - (1951) Is now retired from the Fayette County School System in Lexington.

JARED PRICKETT - (1997) Currently pursuing a career in pro basketball. Played in France and Argentina last season.

LARRY PURSIFUL - (1962) Currently the minister of activities for the Carlisle Baptist Church in Louisville.

LINVILLE PUCKETT - (1956) Is now with Lexington Paddock Fencing Company in Lexington.

FRANK RAMSEY - (1954) Played 10 years with the NBA's Boston Celtics. Currently president of Dixon Bank in Dixon, Ky.

LLOYD RAMSEY - (1942) Now a doctor in Nashville, Tenn.

ANDRE RIDDICK - (1995) After one year of pro basketball in Japan, pursuing a pro career in the U.S.

PAT RILEY - (1967) Drafted in the first round by San Diego. Coached the Los Angeles Lakers to four NBA titles. Served as an NBC broadcaster for one season before returning to coaching with the New York Knicks. Is now the coach of the Miami Heat.

ROY ROBERTS - (1963) Operates Nunnally Farms in Monroe, Ga.

RICK ROBEY - (1978) Drafted in the first round of the NBA draft by the Indiana Pacers. Currently in private business in Louisville.

ALFORD ROBINSON - (1959) Is now the owner of several businesses in Lexington.

SUCCESS — ACADEMIC AND ATHLETIC

KENNY ROLLINS - (1948) This member of the "Fabulous Five" is now retired from a national container company and living in Florida and Arizona.

GAYLE ROSE - (1955) Is now a pharmacist and drug store owner in Olive Hill, Ky.

HAROLD ROSS - (1958) Is a retired high school principal in Elkton, Ky.

LAYTON ROUSE - (1940) Is a retired dentist in Carrollton, Ky.

WILLIE ROUSE - (1954) Retired president of First Security Bank and Trust Co., in Lexington. Currently involved with his son in private business.

HERKY RUPP - (1961) Farmer in Central Ky.

EVAN SETTLE - (1934) Retired basketball, baseball, and golf coach at Shelbyville High School.

JEFF SHEPPARD - (1998) After playing the 1998 season with the Atlanta Hawks, played professionally in Italy last season, leading his team to the league finals. Pursuing an NBA career with the Toronto Raptors. Married former UK women's player Stacey Reed.

JAY SHIDLER - (1978) Drafted by the Chicago Bulls. Is now a restaurant manager in Lexington.

ADRIAN SMITH - (1958) Gold medal winner in 1960 Olympic Games. NBA All-Star game MVP in 1966. Works in the banking industry in Cincinnati.

G.J. SMITH - (1975) Is currently Athletics Director and baseball coach at South Laurel High School in London, Ky.

WILLIAM SMITH - (1958) Member of 1958 national championship team. Retired and living in Northern Kentucky.

LARRY STAMPER - (1973) Is currently teaching at Morgan County High School in West Liberty, Ky.

LARRY STEELE - (1971) After outstanding pro career with the Portland Trail Blazers, served as coach of Portland City College. Now President of Hoops, Inc. in Portland.

TIM STEPHENS - (1978) Currently a high school teacher and coach in McCreary County.

GENE STEWART - (1967) Is currently a circuit court judge in Brookville, Ind.

JOHN STOUGH - (1949) Currently chairman of Alexander & Alexander Inc.

GUY STRONG - (1950) Coached basketball at high school and collegiate levels. Served as principal at George Rogers Clark High School in Winchester. Now head coach at Clark County.

BILL STURGILL - (1946) Eastern Kentucky coal operator and Lexington businessman.

TODD SVOBODA - (1993) After earning a master's degree at UK, he is now living in Winchester and employed at Lexmark.

HENRY THOMAS - (1993) Currently a pharmaceutical sales representative in Lexington, Ky.

MILT TICCO - (1943) Is a semi-retired salesman in Kenmore, N.Y.

GARLAND TOWNES - (1950) A retired businessman and radio personality living in Hazard, Ky.

LOU TSIOROPOULOS - (1954) Retired principal of Jefferson County High School in Louisville.

WAYNE TURNER - (1999) Played professionally with Cincinnati of the IBL last season.

MELVIN TURPIN - (1984) Drafted in the first round of the NBA Draft by the Washington Bullets, then traded to the Cleveland Cavaliers. Is currently living in Lexington.

CHUCK VERDERBER - (1982) Drafted in the second round of the NBA draft by the Chicago Bulls. Is now practicing dentistry in Vermont.

ANTOINE WALKER - (1996) Picked sixth in the 1996 NBA Draft by the Boston Celtics and was selected an NBA All-Star in 1998.

KENNY WALKER - (1986) Drafted in the first round of the NBA draft by New York and played five seasons with the Knicks. NBA's slam dunk champion in 1983. Lives in Lexington.

REGGIE WARFORD - (1976) Assistant basketball coach at Long Beach State.

BOBBY WATSON - (1952) Coached Owensboro High to state basketball titles in 1972 and '80. Now a real estate agent in Owensboro.

CLINT WHEELER - (1971) Currently a pharmaceutical sales representative.

WALLER WHITE - (1942) Retired marketer for the Gulf Oil Co. (now BP).

LAVON WILLIAMS - (1980) Drafted in the fifth round of the NBA draft by the Cleveland Cavaliers. Played one year of professional basketball in Italy. Currently living in Lexington, practicing his art.

SEAN WOODS - (1992) Working in Lexington.

RUDY YESSIN - (1944) Currently an attorney at law.

TODD ZIEGLER - (1986) Is now a bank officer in Louisville.

THIS IS UK BASKETBALL



Reggie Warford is an Assistant Coach at Long Beach State.



Guy Strong, a member of the Wildcats' 1951 NCAA Championship team, coached Kentucky Wesleyan to a national title in 1966 and has tallied more than 500 coaching victories in college and high school. He's currently coaching the Clark County Cardinals.

FOR UPDATES OR ADDITIONS TO THIS SECTION, PLEASE CONTACT BROOKS DOWNING, UK MEDIA RELATIONS DEPARTMENT, (606) 257-3838.

FROM WILDCAT TO NBA ALL-STAR

The following former Wildcats have been named NBA All-Stars:

Alex Groza	Indianapolis	1951
Ralph Beard	Indianapolis	1951
Cliff Hagan	St. Louis	1958, '59, '60, '61, '62
Adrian Smith	Cincinnati	1966
Dan Issel	Denver	1977
Antoine Walker	Boston	1998

CATS IN PRO LEAGUES/OVERSEAS

Allen Edwards ('98)	IBL
Heshimu Evans ('99)	France
Mark Pope ('96)	Europe/NBA
Jared Prickett ('97)	Argentina
Andre Riddick ('95)	IBL
Jeff Sheppard ('98)	Italy/NBA
Wayne Turner ('99)	IBL



Rex Chapman retired from the NBA after a 12-year professional career.

CATS IN THE PROS

PLAYER	*ROUND/OVERALL PICK	YEAR	DRAFTING TEAM	TEAMS PLAYED FOR
Bob Cluggish				New York (1946-47)
Jack Tingle		1947	Washington Capitals	Washington (1947-48), Minneapolis (1948-49)
Joe Holland		1948	Baltimore Bullets	
Jack Parkinson		1948	Washington Capitals	Indianapolis (1949-50)
Kenny Rollins		1948	Ft. Wayne Pistons	Chicago (1948-49), Boston (1952-53)
Ralph Beard		1949	Chicago Stags	Indianapolis (1949-51)
Alex Groza		1949	Indianapolis Olympians	Indianapolis (1949-51)
Wallace Jones		1949	Washington Capitals	Indianapolis (1949-52)
Cliff Barker		1949	Indianapolis Olympians	Indianapolis (1949-52)
Dale Barnstable		1950	Boston Celtics	
Jim Line		1950	Indianapolis Olympians	
Bobby Watson		1952	Milwaukee Hawks	
Lucian Whitaker		1952	Indianapolis Olympians	
Cliff Hagan		1953	Boston Celtics	St. Louis (1956-66), ABA Dallas (1967-70)
Frank Ramsey		1953	Boston Celtics	Boston (1954-58)
Lou Tsioropoulos		1953	Boston Celtics	
Billy Evans		1955	Rochester Royals	
Bob Burrow		1956	Rochester Royals	Rochester (1956-57), Minneapolis (1957-58)
Jerry Bird		1956	Minneapolis Lakers	New York (1958-59)
Phil Grawemeyer		1956	Minneapolis Lakers	
Jerry Calvert	10/73	1957	Philadelphia Warriors	
Vernon Hatton	2/10	1958	Cincinnati Royals	Cincinnati/Philadelphia (1958-59), Philadelphia (1959-61), Chicago/St. Louis (1961-62)
Johnny Cox	4/37	1958	New York Knicks	Chicago (1962-63)
Adrian Smith	15/86	1958	Cincinnati Royals	Cincinnati (1961-69), San Francisco (1969-71), ABA Virginia (1971-72)
Bennie Coffman	7/53	1960	Syracuse Nationals	
Don Mills	18/92	1960	Cincinnati Royals	
Sid Cohen	4/32	1960	Boston Celtics	
Billy Ray Lickert	5/45	1961	Los Angeles Lakers	
Roger Newman	7/64	1961	Syracuse Nationals	
Ned Jennings	13/102	1961	New York Knicks	
Larry Pursiful	8/61	1962	Chicago Zephyrs	
Cotton Nash	2/12	1964	Los Angeles Lakers	Los Angeles/San Franscisco (1964-65), ABA Kentucky (1967-68)
Tommy Kron	3/24	1966	St. Louis Hawks	St. Louis (1966-67), Seattle (1967-69), ABA Kentucky (1969-70)
Pat Riley	1/7	1967	San Diego Rockets	San Diego (1967-70), Los Angeles (1970-75), Los Angeles-Phoenix (1975-76)
Louie Dampier	4/38	1967	Cincinnati Royals	ABA Kentucky (1967-76), San Antonio (1976-79)
Thad Jaracz	5/60	1968	Boston Celtics	
Cliff Berger	9/119	1968	Milwaukee Bucks	
Phil Argento	10/139	1969	Los Angeles Lakers	
Dan Issel	8/122	1970	Detroit Pistons	ABA Kentucky (1970-75), Denver (1975-85)
Mike Casey	8/130	1970	Chicago Bulls	
Tom Payne	1/2#	1971	Atlanta Hawks	Atlanta (1971-72)
Larry Steele	3/37	1971	Portland Trail Blazers	Portland (1971-80)
Jim Dinwiddie	10/163	1971	Philadelphia 76ers	
Tom Parker	6/83	1972	Cleveland Cavaliers	
Kent Hollenbeck	10/146	1972	Detroit Pistons	

*THE NBA DRAFT, WHICH WAS INSTITUTED IN 1947, DID NOT HAVE MULTIPLE ROUNDS UNTIL 1957.

CATS IN THE PROS

PLAYER	*ROUND/OVERALL PICK	YEAR	DRAFTING TEAM	TEAMS PLAYED FOR
Jim Andrews	7/107	1973	Seattle SuperSonics	
Kevin Grevey	1/18	1975	Washington Bullets	Washington (1976-83), Milwaukee (1983-85)
Jimmy Dan Conner	2/36	1975	Phoenix Suns	ABA Kentucky (1975-76)
Bob Guyette	3/49	1975	Kansas City-Omaha	
Mike Flynn	7/113	1975	Philadelphia 76ers	Indiana (1975-78)
Larry Johnson	2/24	1977	Buffalo Braves	
Rick Robey	1/3	1978	Indiana Pacers	Indiana-Boston (1978-79), Boston (1979-83), Phoenix (1983-86)
Jack Givens	1/16	1978	Atlanta Hawks	Atlanta (1978-80)
James Lee	2/39	1978	Seattle SuperSonics	
Mike Phillips	3/45	1978	New Jersey Nets	
Kyle Macy	1/22	1979	Phoenix Suns	Phoenix (1980-85), Chicago (1985-86), Indiana (1986-87)
Truman Claytor	6/111	1979	Detroit Pistons	
LaVon Williams	5/101	1980	Cleveland Cavaliers	
Jay Shidler	9/183	1980	Chicago Bulls	
Fred Cowan	6/127	1981	Houston Rockets	
Chuck Verderber	7/145	1982	Chicago Bulls	
Dirk Minniefield	2/33	1983	Dallas Mavericks	Cleveland (1985-87), Houston (1987), Golden State-Boston (1987-88)
Derrick Hord	3/67	1983	Cleveland Cavaliers	
Charles Hurt	6/134	1983	Milwaukee Bucks	
Dickey Beal	4/81	1984	Atlanta Hawks	
Sam Bowie	1/2	1984	Portland Trail Blazers	Portland (1984-89), New Jersey (1989-93), LA Lakers (1993-94)
Jim Master	6/127	1984	Atlanta Hawks	
Melvin Turpin	1/6	1984	Washington Bullets	Cleveland (1984-87), Utah (1987-88), Washington (1989-90)
Tom Heitz	8/163	1984	Indiana Pacers	
Kenny Walker	1/5	1986	New York Knicks	New York (1986-91), Washington (1993-95)
Roger Harden	5/115	1986	Los Angeles Lakers	
James Blackmon	5/94	1987	New Jersey Nets	
Rex Chapman	1/8	1988	Charlotte Hornets	Charlotte (1988-92), Washington (1992-94) Miami (1994-96), Phoenix (1996-99)
Rob Lock	3/51	1988	LA Clippers	LA Clippers (1988-89)
Ed Davender	3/60	1988	Washington Bullets	
Winston Bennett	3/64	1988	Cleveland Cavaliers	Cleveland (1989-91), Miami (1991-92)
Jamal Mashburn	**1/4**	**1993**	**Dallas Mavericks**	**Dallas (1993-1996), Miami (1997-99)**
Rodney Dent	2/31	1994	Orlando Magic	Orlando (1994-95), Vancouver (1995-96)
Antoine Walker	**1/6**	**1996**	**Boston Celtics**	**Boston (1997-99)**
Tony Delk	**1/16**	**1996**	**Charlotte Hornets**	**Charlotte (1997), Golden State (1998-99)**
Walter McCarty	**1/19**	**1996**	**New York Knicks**	**New York (1997), Boston (1998-99)**
Mark Pope	2/52	1996	Indiana Pacers	Indiana (1998-99)
Ron Mercer	1/6	1997	Boston Celtics	Boston (1998-99)
Derek Anderson	1/13	1997	Cleveland Cavaliers	Cleveland (1998-99)
Nazr Mohammed	1/29	1998	Utah Jazz	Philadelphia (1999)
Scott Padgett	1/28	1999	Utah Jazz	Utah (2000)
Jamaal Magloire	1/19	2000	Charlotte Hornets	

*Hardship draft - 1971

Active in bold

THIS IS UK BASKETBALL



Rick Pitino is beginning his fourth year as coach of the Boston Celtics.

UK'S FIRST-ROUND DRAFT SELECTIONS

Player	Pick	Year	Drafting Team
Pat Riley	7th	1967	San Diego
Kevin Grevey	18th	1975	Washington
Rick Robey	3rd	1978	Indiana
Jack Givens	16th	1978	Atlanta
Kyle Macy	22nd	1979	Phoenix
Sam Bowie	2nd	1984	Portland
Melvin Turpin	6th	1984	Washington
Kenny Walker	*5th	1986	New York
Rex Chapman	8th	1988	Charlotte
Jamal Mashburn	*4th	1993	Dallas
Antoine Walker	*6th	1996	Boston
Tony Delk	16th	1996	Charlotte
Walter McCarty	19th	1996	New York
Ron Mercer	*6th	1997	Boston
Derek Anderson	13th	1997	Cleveland
Nazr Mohammed	29th	1998	Utah
Scott Padgett	28th	1999	Utah
Jamaal Magloire	19th	2000	Charlotte

* Lottery Picks

CATS IN THE NBA — CURRENT NBA WIDCAT BIOS

DEREK ANDERSON

San Antonio Spurs
6-5 • 195 • Guard
Louisville, Ky. • Years Pro: 4th



The 13th pick of the first round by Cleveland in the 1997 NBA Draft… In 1998, Anderson was selected to the NBA's All-Rookie Second Team and was chosen for the Schick Rookie Game at All-Star Weekend… Led all rookies in 1997-98 with an 87.3 free-throw percentage…After two seasons, traded with Johnny Newman to the LA Clippers for Lamond Murrey in August 1999… Played in 64 games during the 2000 season, averaging 16.9 ppg, 4.0 rpg and 3.4 apg…Tallied a career-high 35 points against the Mavericks in January… Recorded his first career triple-double against Miami with 16 points, 12 assists and 10 rebounds…Shot 87.7% from the free-throw line to rank seventh in the NBA… Signed a free-agent contract with San Antonio in August 2000… During the strike-shortened '99 season, totaled a team-high 28 points and 10 assists against Philadelphia… With the Cavs in '98, averaged 10.8 points, 3.8 assists, 2.9 rebounds and 1.3 steals in 25.7 minutes per game, ranking fourth on the team in scoring and second in assists and steals… Shot 83.6% from the free-throw line to rank 22nd in the NBA… Scored in double figures 22 times and barely missed a triple-double against Toronto when he had 15 points, 10 assists and nine rebounds… Was one of five NBA players selected by Michael Jordan — based on his personal commitment to performance and excellence — to wear the Jordan Brand… Has established the Derek Anderson Foundation, based out of Louisville, to assist underprivileged children.

TONY DELK

Phoenix Suns
6-2 • 192 • Guard
Brownsville, Tenn. • Years Pro: 5th



After winning the MVP award at the 1996 Final Four, Delk was chosen 16th by Charlotte in the 1996 NBA Draft… After signing a free-agent contract with Sacramento in the summer of 1999 and experiencing his best season as a professional, signed with Phoenix in August 2000... Played in 46 games with the Kings during the '99-00 season, averaging 6.4 ppg and 1.9 rpg… Netted a season-high 17 points on 5-of-5 shooting in a playoff game with the Lakers on Apr. 23… As a rookie with Charlotte, played sparingly early in his career but finished the season scoring in double figures in eight of the last 10 games… Scored 25 points with five three-pointers against Boston in April 1997… Averaged 5.4 ppg during the regular season but posted 10.3 ppg during the playoff series against New York… Was traded with Muggsy Bogues to Golden State for B.J. Armstrong in Nov. '97… Started nine of the 74 games he played for the Warriors, averaging 10.4 ppg… Scored in double figures in 26 of his last 37 games including a career-high 26 points against Portland… Also had two double-doubles during the stretch in points and assists… Averaged 6.8 ppg for Golden State in 1999.

JAMAAL MAGLOIRE

Charlotte Hornets
6-10 • 260 • Forward/Center
Toronto, Ontario • Years Pro: 1st



Was the 19th pick by the Charlotte Hornets in the first round of the 2000 NBA Draft…Became the eighth Wildcat in the last five years to be drafted in the first round.

JAMAL MASHBURN

Charlotte Hornets
6-8 • 241 • Forward
New York, N.Y. • Years Pro: 8th



Following his junior year at UK, he was drafted fourth in the first round of the 1993 NBA Draft by the Dallas Mavericks… Made the NBA's All-Rookie First Team after averaging 19.2 ppg in 1994, the highest of any rookie in the league… Teamed with guard Jimmy Jackson to form the most potent one-two punch in the league… Averaged 24.1 ppg during the 1995 season, which ranked fifth in the NBA, helping Dallas to the biggest turnaround of any team in the league… Scored 50 points against the Chicago Bulls in '95, becoming the second youngest player in NBA history to score 50 or more in a game… Set the club record with 113 3FG… Averaged 23.4 ppg during the first 18 games of the 1995-96 season before injuring a knee on Dec. 12, which caused him to miss the rest of the season… After sitting out the preseason the following year rehabilitating the knee after arthroscopic surgery, appeared in 37 games, averaging 10.6 ppg, before being traded on Feb. 14, 1997 to Miami for Sasha Danilovic, Kurt Thomas and Martin Muursepp… Averaged 13.4 ppg in 32 contests with the Heat to finish out the '97 season… In 1998, he started all 48 games he played, averaging 15.1 ppg... Scored a game-high 32 points against the Celtics and former Coach Rick Pitino on Nov. 5… Fractured his right thumb in late February and missed the rest of the regular season… Came back in 1999 to average 14.8 ppg for the Heat in 24 games… Recorded a team-high 23 points and seven rebounds in a 94-87 victory over Cleveland… Registered game-highs of 25 points and nine rebounds in a 95-92 victory over Milwaukee… Started every game of the 2000 season for the Heat, averaging 17.5 ppg, 5.0 rpg and 3.9 apg… Tallied a season-high 34 points against his rookie team in November… Recorded a career-high 10 assists against the Wizards... Traded to Charlotte following the season in a nine-player deal.

WALTER McCARTY
Boston Celtics
6-10 • 230 • Forward
Evansville, Ind. • Years Pro: 5th



The second of three first-round picks by New York in the 1996 NBA Draft, taken with the 19th pick overall… Saw little action as a rookie, playing 192 minutes in 35 games to average 1.8 ppg… Before the 1998 season, he was traded with Dontae Jones and John Thomas to Boston for Chris Mills… Reunited with college coach Rick Pitino, McCarty started 64 of the 82 games, averaging 9.6 ppg and 4.4 rpg… He scored in double figures 42 times with a career-high 20 points at Sacramento… In the shortened '99 season, averaged 5.7 ppg for the Celtics… Scored 17 points and grabbed a season-high 11 rebounds against the Detroit Pistons… Averaged 3.8 ppg and 1.8 rpg in his third season with the Celtics… Pulled down a career-high 13 rebounds against the Magic… Notched a season-high 20 points, including six three-pointers, versus the Raptors.

RON MERCER
Chicago Bulls
6-7 • 210 • Forward
Nashville, Tenn. • Years Pro: 4th



Entered the 1997 NBA Draft after his sophomore season at UK where he was the sixth pick in the first round by Boston… Started 61 of the 80 games and was ranked among the NBA's elite rookies in every offensive category… Averaged 15.3 ppg, second in scoring on the Celtics, and was voted to the first-team All-Rookie squad… Also participated in the All-Rookie game at the NBA All-Star Weekend… Scored in double figures in 31 of the 35 games after the All-Star break and hit the game-winning basket in overtime against Orlando… In 41 games in 1999, averaged 17.0 ppg for the Celtics… Totaled a career-high 35 points and six rebounds in a 102-94 victory over Denver… After his second season, traded by the Celtics, along with Popeye Jones and Dwayne Schintzius, to the Denver Nuggets for Danny Fortson, Eric Williams, Eric Washington and a future draft choice… Played in 42 games for the Nuggets before being traded to the Orlando Magic on Feb. 1… Scored 31 points on career 5-of-8 three-point shooting against the Grizzlies in November… Set a new career mark with eight assists against the Sixers… Started each of the 68 games played, averaging 16.9 ppg, 3.7 rpg and 2.3 apg… Signed a free-agent contract with the Chicago Bulls in August 2000.

NAZR MOHAMMED
Philadelphia 76ers
6-10 • 240 • Center
Chicago, Ill. • Years Pro: 3rd



The Utah Jazz selected him with the 29th pick of the first round in the 1998 NBA Draft and promptly traded him to the Philadelphia 76ers… Played sparingly during his rookie campaign, averaging 1.6 ppg in 26 games for the 76ers… Tallied a career-high eight points against Washington… Placed on the injured list for most of the '99-00 season, suffering a lower back strain last April… Saw action in 28 games, averaging 1.9 ppg and 1.8 rpg, but did not make the 12-man playoff roster… Pulled down a career-high seven boards against Portland in December.

SCOTT PADGETT
Utah Jazz
6-9 • 240 • Forward
Louisville, Ky. • Years Pro: 2nd



Was the 28th pick by the Utah Jazz in the first round of the 1999 NBA Draft… Played in 47 games, earning nine starts in his rookie season... Tallied a season- and career-high 16 points against the Warriors, including 3-of-4 shooting from three-point shooting… Made appearances in eight playoff games, including eight points and five rebounds against Portland in Game 2 of the conference semifinals… Season averages: 2.6 ppg and 1.9 rpg.

ANTOINE WALKER
Boston Celtics
6-9 • 245 • Forward
Chicago, Ill. • Years Pro: 5th



Departed UK after his sophomore season and was the sixth pick by Boston in the 1996 NBA Draft, the first of four Wildcats chosen… Had a sensational rookie campaign in '97, finishing fourth in the Rookie of the Year balloting… Participated in the Rookie Game at the 1997 All-Star Weekend, scoring a team-high 20 points for the East squad… Was Boston's only player to play all 82 games in '97, leading the team in nearly every statistical category… Averaged 17.5 ppg and recorded 31 double-doubles and two triple-doubles… In '98, again appeared in all 82 games to tally 136 consecutive starts… Finished the season ranked third in the NBA in points (1,840 points), fifth in scoring (22.4 ppg), tied for seventh in rebounding (10.2 rpg) and eighth in minutes played (39.9 mpg)… Named to the Eastern Conference All-Star team and played in the 1998 All-Star game… Recorded 47 double-doubles and one triple-double… Tallied a career-high 49 points at Washington in 1998, the most points by a Celtic in the '90s… Averaged 18.7 ppg and 8.5 rpg for the Celtics in 1999, starting 41 games… In 2000, ranked 17th in the NBA in points per game, averaging 20.5… Recorded the fourth triple-double of his career when he tallied 30 points, 19 rebounds and 10 assists against Milwaukee… Had a career night from the charity stripe, sinking 16 shots on 18 attempts against Cleveland… Pulled down a season-high 19 boards against the Bucks in March… In 1998, started "The 8 Foundation," a program funded by his charitable contributions to provide children from Chicago and Boston with mentors and life skills needed to excel in society… Also conducts several free basketball camps for underprivileged youth in Chicago each summer.

GO INSIDE

Open for less than two years, the University of Kentucky Basketball Museum is growing by leaps and bounds.

To facilitate this continued growth, the University of Kentucky Athletics Association took over management of the Museum in June 2000, hiring Van Florence to head up fundraising efforts and the promotional campaigns to make the UKBM one of the top attractions in the Bluegrass.



Florence, who is also president of the UK service organization – the 101 Club – comes to the Museum from the United Way, where he was responsible for raising record donations. Now, he plans to guide the Museum down the road of financial stability.

Last season the Museum offered a number of unique opportunities for fans to come in and take part in special promotions, especially on game day. On Saturday mornings, "Dunks and Donuts" took center stage where fans could gather at the Museum to spend time with former UK players reminiscing about their days playing for the Big Blue.

The Museum also sponsored numerous pre-game events, including a Midnight Madness kickoff, game ticket and memorabilia giveaways, as well as pom-pom giveaways with discounted admissions. Dick Vitale and Ashley Judd made appearances before games. Throughout the season, the Museum conducted a raffle that awarded a 2000 Subaru Outback to one lucky fan.



Plans for this season will be even better. The Museum will again be raffling off a car, this time a 2001 Oldsmobile Alero donated by Jack Burford Chevrolet/Olds in Richmond, Ky. Tickets will be $10 each with all proceeds benefiting the

UK museum®

Call (859) 225-5670 or 1-800-269-1953 for general admission, group rates and rental information.

Museum. The raffle began with football season and will run throughout basketball season with the car being awarded on Senior Night.



What makes the Museum so special, however, is the experience it provides inside. From the emotion-filled Surround Screen video presentation to the All-American Gallery to Virtual Court, there is something for everyone. From month to month, the memorabilia changes to accommodate the vast collection of items the Museum maintains.
It is a visual and interactive playground that stimulates emotions from days gone by.

A number of changes are planned for the upcoming year. The Museum has added a party room that can be rented for children's birthday parties, family get-togethers or a business outing. Rental includes use of the room and unlimited time in the Museum to all guests.

In its brief history, the Museum has entertained fans from all 50 states and 15 foreign countries. And to continue to maintain the dream of its founders, the Museum relies on college basketball's best fans to support it with contributions and gifts. Florence and the entire staff are eager to hear from those who have suggestions for improvements as well.

The UK Basketball Museum is a wonderful testament to the glorious tradition of the University of Kentucky men's and women's basketball programs. It serves to recognize those who made an impact on the game and the university. It serves to preserve for future generations the importance of this program to those who follow it day in and day out. It serves to provide everyone with the means to relive the days gone by while anxiously looking forward to the days to come.

The University of Kentucky Basketball Museum - Where the Season Never Ends.



Museum Hours:
Mon.-Sat., 10 a.m. until 5 p.m.
Sunday, noon until 5 p.m.
Admission is $5. Children 5 years and under free.
For more information, call 1-800-269-1953 or (859) 225-5670

UK museum®

Second Floor, Lexington Civic Center, adjacent to Rupp Arena or visit us on the web at www.ukathletics.com

Globetrotting Cats
fly the BIG BLUE skies

When a team is as popular as the Kentucky Wildcats — voted the most popular team in college basketball from 1996-98 — the squad is in demand across the country and across the world.

During the past five years, UK has visited Italy, Switzerland, Alaska, New York, San Francisco, Dallas, Salt Lake City, Hawaii, San Antonio, and Puerto Rico. Other UK teams have visited Japan, Australia, and Israel.

Last year alone, the Wildcats visited Manhattan, Atlanta, New Orleans, and Cleveland.

Throughout the championship season of '98, UK played in front of more than 38,000 fans in Indianapolis, 25,000 in Atlanta, 41,000 twice in St. Petersburg and 40,000 again in San Antonio. The Cats played in front of 37,000 fans at the RCA Dome last season against Indiana. In all, more than 600,000 fans saw the Cats play in person during the 2000 season.



Left: Nazr Mohammed, Saul Smith and Wayne Turner made new friends on the beach during UK's trip to Maui in 1997.

Below: Anthony Epps and Ryan Pitino fired up the snowmobile during UK's trip to the Great Alaska Shootout in 1996. Jamaal Magloire awaited his turn.





Right: Hundreds of fans greeted the team plane when it arrived in Lexington after the Cats won the 1996 National Championship. The team was hustled to Rupp Arena where 20,000 fans awaited.

UK TRAVELS FIRST CLASS

When Jamaal Magloire had played the last of his 145 UK games, he had logged action all over the world. The globetrotter scored points and blocked shots in 23 different states, as well as Puerto Rico. He witnessed 121 victories, including one national championship, three Southeastern Conference Tournament titles and two SEC crowns.

During his travels, he swam in the Pacific Ocean, bodysurfed in the Atlantic, cruised down New York's famed Broadway Avenue, survived Bourbon Street, rode a trolley in San Francisco and snowmachined across the last frontier north of Anchorage.

Exhausting? Not hardly.

The Wildcats continue to charter nearly every flight, using jet service leased by NBA teams and national airline companies. Whether it's the Charlotte Hornets' plane or the Washington Wizards' jet, the Wildcats travel in style often on 40-passenger jets furnished with first-class seats throughout.

But what else would one expect from a national championship program? It's unlimited mileage for a frequent-flyer program.



The Wildcats lease NBA planes for travel, like this one owned by the Washington Wizards.



Right: The 1996 NCAA Champions visited Italy in August, 1995. The ancient Colosseum was one of the more popular stops on the 12-day tour.





Above: Steve Masiello contemplated the Wildcats' fortunes while standing in the Atlantic surf in Puerto Rico in 1998.

Left: A crowd of nearly 6,000 was on hand at Blue Grass Airport upon the Cats' return from beating Duke in the '98 regional final.

UK CLAIMS NATION'S TOP FACILITIES

When one first steps into the grand home of Kentucky basketball, Rupp Arena, visions of three-pointers, All-Americans, marquee matchups and 23,000 screaming fans immediately cloud the senses. From the rafters hang immense banners honoring Kentucky's great history, including seven NCAA Championships.

Down the sides are tributes to the finest Wildcats to ever don the Blue and White — Beard, Ramsey, Issel, Givens, Bowie, Farmer — an endless list.

Rupp Arena is the crown jewel of top facilities that help the University of Kentucky annually attract the finest talent to compete for a national championship.

But while the arena is the showcase of Kentucky basketball, its base of operations is headquartered in Memorial Coliseum, the Wildcats' previous home court from 1950-76. Inside is a state-of-the-art weight training facility, including a basketball locker room, players' lounge and team meeting room, and basketball and administrative office space. The two-story complex was opened in the north end zone of the Coliseum in 1990. In 1999, all areas underwent a cosmetic change as new paint, wallpaper and carpeting were added throughout.

In addition, the 50-year-old gymnasium still serves as home to the women's basketball, volleyball and gymnastics teams. But it's never more raucous than when Kentucky opens the basketball season there with its annual Midnight Madness celebration as 9,000 fans welcome the new Cats.

Memorial Coliseum still serves as the practice home for the Wildcats.



Rupp Arena is an intimidating facility for opponents. UK has won 90.1% of its games (317-35) there including a 20-game win streak.



The Coliseum is located across Lexington Avenue from the Joe B. Hall Wildcat Lodge. The expansive dormitory just reopened in August after a $1.4 million renovation last season. New wiring, restrooms, carpeting and kitchen areas were added as the Lodge underwent a complete makeover, its first since opening in 1979. Players, team personnel and general students are housed in the north-campus facility, which is close to additional north campus housing and the popular student activities center.

The team also utilizes facilities on the south side of campus for its preseason training. The Shively Track and Field Complex is a popular stop for outdoor strength training while the Nutter Field House, which contains a six-lane track, keeps the squad safe during inclement weather. The Lancaster Aquatics Center can be utilized for aquatics training while the Hilary J. Boone Tennis Center, the Shively Baseball Field and Commonwealth Stadium round out one of the nation's premier University sports centers.



The Wildcat Lodge underwent a $1.4 million renovation last year.



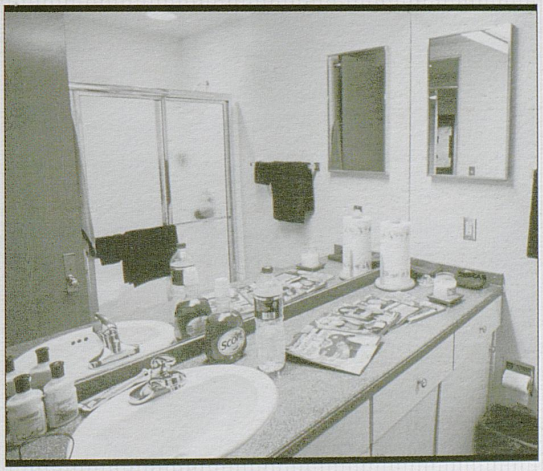

The Players lounge also serves as the team's meeting room at the Coliseum.



"From the weight room to the outdoor track to the indoor track, everything is state-of-the-art. These are the best training facilities in the country."

GUARD SAUL SMITH

Kentucky Strength and Conditioning

The University of Kentucky basketball program continues to be a model for basketball teams, both collegiate and professional, in physical development of its student-athletes. The Wildcats pride themselves in being the most well-conditioned team in the country, a goal that begins with the school year and continues until the final horn in March.

"I have two goals in preparing our basketball players. First, I want them to be as strong and as healthy as possible in order to prevent injury," says Tommy Boyd, who enters his fourth season as strength and conditioning coach for the Wildcats. "Secondly, I want to position them to physically succeed at the highest level. Obviously, both of these goals work hand-in-hand."

To reach his goals with the UK student-athletes, Boyd utilizes the finest equipment available. The weight room, which was completed in 1990, houses free weights, Hammer Strength equipment (used by most NFL teams), Nautilus equipment, stationary bicycles, treadmills and stair machines.

Boyd and his staff also chart every workout for each individual to monitor performance levels on a daily basis. Boyd believes a championship effort in strength conditioning means a championship effort on the court.

"Our ultimate goal is to be stronger than the opponent in the final 10 minutes of every game," he added. "Just look at the championship banners hanging here from the rafters. They are proof of what we can accomplish on the floor, but it starts right here before the first basket is even scored."

Athletic Training

Each year, injuries play a significant role with every college basketball team, and Kentucky is no different, having experienced near season-ending injuries to two key players last season. In late January, Marvin Stone suffered a broken thumb on his shooting hand. A week later, Jules Camara suffered a stress reaction in his foot.

But thanks to the experienced athletics training staff which includes a team of physicians who work with the Wildcats on a daily basis, the student-athletes received immediate care. Stone was fitted with a special splint that allowed him to continue playing. Had the staff not discovered Camara's injury and began treatment immediately, he would most likely have suffered a stress fracture, an injury that would have ended his season prematurely.

"The majority of our time is spent preventing injuries from occurring," says David Kindy, who begins his third season as athletic trainer at UK. "But when an injury occurs, we'll use extensive rehabilitation to get our players back on the court as soon as possible."

The Wildcats also utilize a six-member staff of physicians, headed by team doctor David Caborn, and a variety of consultants covering every medical specialty. The basketball training facility, located in Memorial Coliseum, is complete with six tables for taping and treatment, muscle stimulation, ultrasound equipment, whirlpool therapy and examination rooms.

Added Kindy, "At Kentucky, we have the finest resources available – a superior medical center on campus, physician care and the necessary equipment needed to keep our athletes participating."

Tom Boyd leads UK's strength and conditioning program.





Above: Athletic trainer David Kindy's first objective is injury prevention.

Below: The equipment in the UK weight room is the "best of the best," according to strength and conditioning coach Tom Boyd.



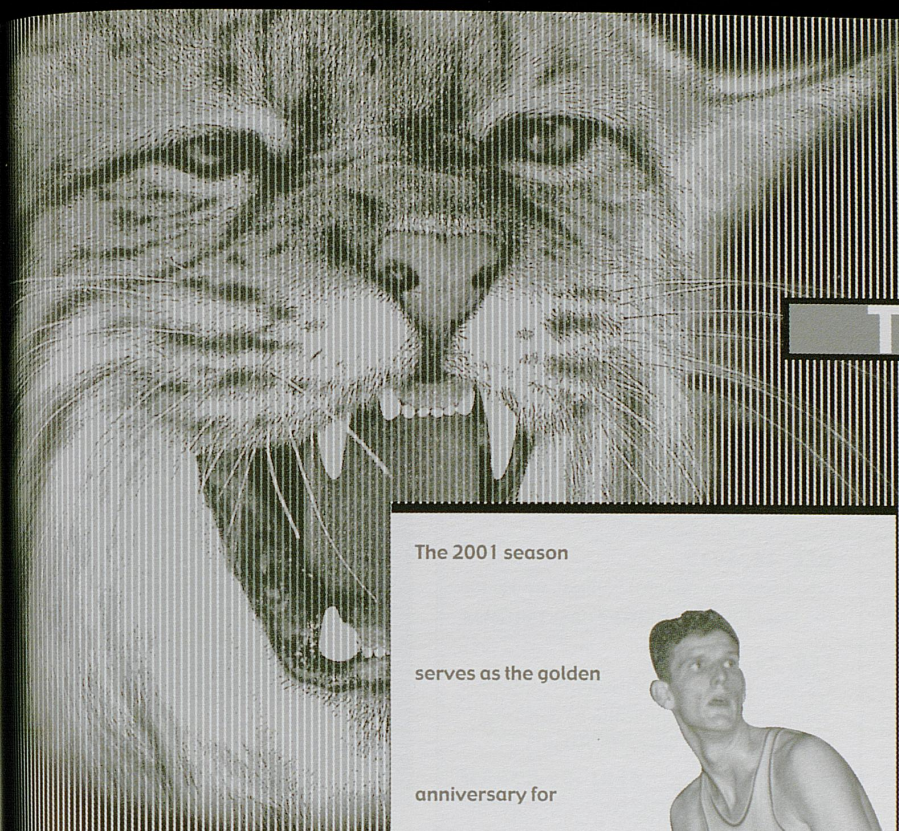

TRADITION

The 2001 season serves as the golden anniversary for the 1951 NCAA Champion Kentucky Wildcats, led by the "Georgia Pine," Bill Spivey.



KENTUCKY BASKETBALL TIMELINE

JANUARY, 1910
E. R. Sweetland signs a three-year pact as State's Director of Athletics and its first basketball coach.

MARCH 1, 1921
Kentucky upsets Tulane, Mercer, Mississippi A&M and Georgia to win the first Southern Intercollegiate Athletic Association basketball championship. Hundreds of Wildcats fans await "play-by-play" via telegraph, and greet the team's train with a celebration and parade in downtown Lexington.

SPRING, 1921
Basil Hayden becomes UK's first All-America basketball player.

DEC. 13, 1924
The Wildcats defeat Cincinnati in their first game in the new, 2,800-seat, $100,000 Alumni Gymnasium.

MARCH 23, 1930
A Freeport, Ill., high school coach named Adolph Rupp is named head basketball coach at the University of Kentucky.



Rupp's first team, 1930-31.

DEC. 18, 1930
UK defeats Georgetown College, 67-19, for the first of Adolph Rupp's 876 victories.

FEB. 28, 1933
UK wins the first Southeastern Conference Tournament Championship by defeating Mississippi State, 46-27, in Atlanta.

FEB. 17, 1934
UK establishes a national record with its 23rd consecutive win (47-27 over Vanderbilt). Near riot erupts as fans vie for seats in Alumni Gym.

FEB. 14, 1938
Joe Hagan's 48-foot shot with 12 seconds left lifts the Wildcats over Marquette, 35-33. After the game, Gov. A. B. "Happy" Chandler pounds a nail into the floor to mark the spot where the shot was taken.



Forest Sale
All-American - 1932, 1933

MARCH 20, 1941
After winning its sixth SEC championship, UK wins its first NCAA Tournament game, 46-44, over Illinois.

Carey Spicer was Adolph Rupp's first All-American, leading the '31 team to a 15-3 mark. The Wildcats' second home was Alumni Gym with a seating capacity of 2,800.



MARCH 20, 1946
UK wins the National Invitation Tournament (NIT) with a 46-45 victory over Rhode Island.

MARCH 23, 1948
Adolph Rupp's "Fabulous Five" wins UK's first NCAA championship, 58-42, over Baylor. The team is met in Lexington by 15,000 fans and given a parade on a fire truck.



Ralph Beard appeared on the cover of the very first Sports Illustrated in 1948.


Adolph Rupp and assistant Harry Lancaster coached the Wildcats to four NCAA titles.

AUGUST 13, 1948
The U.S. Olympic basketball team, featuring Kentucky's "Fabulous Five," wins the gold medal by defeating France, 64-21, at Wembley Stadium in London.

MARCH 26, 1949
UK wins its second consecutive NCAA championship, defeating Oklahoma A&M, 46-36, in Seattle.

DEC. 1, 1950
UK plays its first game in the new, $3.9 million, 11,500-seat Memorial Coliseum. Skeptics label the building a "white elephant."

MARCH 27, 1951
UK wins its third NCAA title, defeating Kansas State, 68-58, in the finals in Minneapolis.

1952-53
UK's season is suspended by the NCAA.

Ralph Beard soared for a lay-up against Tennessee in '48 and Wah Jones battled Bob Cousy of Holy Cross for a loose ball. Cliff Hagan guided UK to a 25-0 record in '54.



DEC. 5, 1953
Cawood Ledford broadcasts his first game as the radio "Voice of the Wildcats."

MARCH 9, 1954
Kentucky beats LSU, 63-56, in an SEC playoff game to cap a perfect 25-0 season and finish with the nation's No. 1 ranking.



UK's 7-foot Bill Spivey (1950-51) was basketball's first true big man.

JAN. 8, 1955
Fans are stunned as Georgia Tech defeats UK, 59-58, in Memorial Coliseum, ending a 129-game home winning streak that still stands as a national record.

DEC. 7, 1957
What was then referred to as "the longest game in UK history" proves fruitful for the Wildcats as they defeat Temple 85-83 in three overtimes. Vernon Hatton scores UK's final six points to edge the Owls.

MARCH 21, 1958
Vernon Hatton's layup with 17 seconds left pushes the Wildcats past Temple, 61-60, and into the NCAA championship game.

MARCH 22, 1958
UK wins its fourth NCAA title by defeating Seattle, 84-72, in Louisville. The "Fiddlin' Five" was led by Vernon Hatton's 30 points. The win gave Rupp his most coveted title, the one he vowed to win after the NCAA had suspended UK's 1953 season.



Alex Groza dominated in 1948.

MARCH 17, 1962
For the second straight year, UK is eliminated from the NCAA Tournament by Ohio State. The third-ranked Wildcats, the SEC co-champions, go down 74-64 to the Buckeyes to end a 23-3 season.

Bill Spivey was a defensive presence against Syracuse in 1951. John Crigler scored two as the Wildcats eliminated Temple in the '58 Final Four.



MARCH 19, 1966

In one of the biggest upsets in NCAA Tournament history, top-ranked UK, featuring "Rupp's Runts," loses in the NCAA championship game, 72-65, to Texas Western.



Texas Western upset UK in the 1966 championship.

JAN. 27, 1968

At the time, it was believed that Adolph Rupp became college basketball's all-time winningest coach when the Wildcats overcame a record-setting 52-point performance by LSU's Pete Maravich to defeat the Tigers, 121-95. Years later, it was discovered that he had achieved that feat on Feb. 18, 1967, with a 103-74 win over Mississippi State.

JAN. 18, 1969

On the road against its long-time rival, UK became the first team in college basketball history to win 1,000 games, defeating Tennessee, 69-66.



Pat Riley and Louie Dampier pose with Adolph Rupp.

JUNE 9, 1969

Tom Payne, a seven-foot All-American from Louisville, becomes the first black player to sign with the University of Kentucky.

FEB. 28, 1970

Dan Issel becomes UK's first player to score 2,000 career points as UK defeats Vanderbilt, 90-86.



Dan Issel, UK's all-time leading scorer.

MARCH 14, 1970

Dan Issel scores his 2,138th point, etching his name into the record book as UK's all-time leading scorer. The top-ranked Wildcats are upset by Jacksonville 106-100 in the NCAA Tournament.

Louie Dampier raced the "Runts" to a national semifinal victory over Duke and then prepared for the 1966 title game.



MARCH 18, 1972
Adolph Rupp coaches his last game at UK, a 73-54 loss to Florida State in the NCAA Tournament.

DEC. 2, 1972
Joe B. Hall coaches his first game as head coach at UK, a 75-66 win at Michigan State. UK goes on to win the SEC championship and finish 22-8 during Hall's inaugural season.

MARCH 22, 1975
UK upsets undefeated Indiana in the Mideast Regional semifinals to earn a trip to the Final Four. Before the national championship game with UCLA, legendary coach John Wooden announces his retirement. The Bruins go on to defeat UK, 92-85, on March 31.

MARCH 8, 1976
Jack Givens keys a late rally as UK outlasts Mississippi State, 94-93 in overtime, in the last game played at Memorial Coliseum.

MARCH 21, 1976
UK wins its second NIT championship by defeating North Carolina-Charlotte, 71-67 in New York.

NOV. 27, 1976
UK defeats Wisconsin, 72-64, in the new, 23,000-seat, $53 million Rupp Arena.

DEC. 10, 1977
As top-ranked UK is defeating Kansas on "Adolph Rupp Night" in Allen Field House on Naismith Drive in Lawrence, Kansas, Rupp dies. Thousands would participate in the funeral procession in Lexington.

MARCH 27, 1978
Jack "Goose" Givens scores 41 points as UK wins its fifth NCAA championship, 94-88, over Duke in St. Louis. More than 10,000 fans greet the team at Blue Grass Airport and 15,000 more celebrate at Memorial Coliseum.



UK's #21, Jack Givens scored 41 points in the 1978 championship game against Duke.



The Boston Herald American
Tuesday, March 28, 1978

Sports

Financial/Classified

MORNING SCOREBOARD

Complete results, standings, page 22

NHL
Toronto 5, Los Angeles 0
NY Rangers 3, St. Louis 2

NBA
Cleveland 101, Golden State 88

INSIDE SPORTS

No misGivens—Kentucky wins title, 94-88

Coach Joe B. Hall filled the big shoes of Rupp, leading the '78 team to the national title with Mike Phillips in the post.



MARCH 26, 1983

In the first meeting between the schools in 24 years, Louisville defeats UK 80-68 in overtime to earn a trip to the Final Four.

MARCH 31, 1984

Georgetown outscores UK 23-2 at the start of the second half to defeat the Wildcats, 53-40, in the NCAA semifinal game in Seattle.

MARCH 22, 1985

Joe B. Hall announces his retirement after UK loses to St. John's, 86-70, in the NCAA West Regional in Denver.

NOV. 22, 1985

Eddie Sutton coaches his first game at Kentucky, a 77-58 win over Northwestern (La.) State.

MARCH 10, 1989

Kentucky finishes the year with a 13-19 record, its first losing mark in 61 seasons.



All-American Kyle Macy guided UK to one NCAA title and two SEC crowns in his three seasons (1978-80).

MARCH 19, 1989

In the wake of an NCAA investigation, Eddie Sutton resigns as UK basketball coach.

MAY 19, 1989

The NCAA places Kentucky's basketball program on probation.

JUNE 2, 1989

Rick Pitino is named head basketball coach at Kentucky.

JUNE, 1990

Rick Pitino makes history by naming Bernadette Locke, a former assistant for the Georgia Lady Bulldogs basketball team, to his coaching staff at Kentucky.



Bernadette Locke Mattox

MARCH 2, 1991

Before a crowd of 24,310 at Rupp Arena, Kentucky defeats Auburn, 114-93, to claim the best record in the Southeastern Conference and end its two-year probation.

Sam Bowie helped UK to a Final Four in '84, Kenny Walker carried the Cats to an SEC crown in '86 and Rex Chapman ignited the Rupp Arena crowds in the late '80s.



MARCH 15, 1992

Eligible for postseason play for the first time in three years, Kentucky dominates Alabama, 80-54, to take its 16th SEC Tournament Championship.

MARCH 28, 1992

In what many called the "best NCAA Tournament game ever," Kentucky takes defending NCAA champion Duke into overtime before losing 104-103 in the East Regional finals in Philadelphia. A last-second shot by Christian Laettner sends Duke to the Final Four, and breaks the hearts of Wildcat fans everywhere. It is Cawood Ledford's last game as the "Voice of the Wildcats."

APRIL 3, 1993

Kentucky faces Michigan in the NCAA semifinals, marking UK's 10th Final Four appearance. An 81-78 overtime loss to the Wolverines ended Kentucky's season at 30-4 and marked All-American Jamal Mashburn's last game in UK blue.



Cawood Ledford "Voice of the Wildcats"

FEB. 15, 1994

Trailing by 31 points with 15:34 remaining in the game at LSU, the Wildcats pull off a Mardi Gras miracle. Connecting on 11 three-pointers and outscoring the Bayou Bengals 62-27 during the final 15:34, UK storms back to a 99-95 victory – the greatest comeback in UK history.

MARCH 2, 1996

With a 101-63 victory over Vanderbilt in Rupp Arena on Senior Day, UK became the first team in 40 years to finish with a perfect record in the SEC, a 16-0 sweep. It was the Wildcats' 25th win in a row, tying the school record for consecutive wins in a season. Two games later, they set the new record at 27 games.

APRIL 1, 1996

After avenging an early season loss to UMass with a win in the NCAA semifinals two days before, UK squashed a late Syracuse rally to win its sixth national title, 76-67.



Rick Pitino with "The Unforgettables" in 1992.

Sean Woods gave UK the lead in the '92 Duke thriller before Christian Laettner's winning basket. Jamal Mashburn accelerated Rick Pitino's rebuilding efforts that were capped with the '96 title.



MAY 20, 1996

The championship squad made an official visit to the White House at the invitation of President Clinton. Tony Delk and Mark Pope present President Clinton and Vice President Al Gore with UK jerseys.

MARCH 31, 1997

Despite losing its star, Derek Anderson, to a knee injury on Jan. 18, UK returns to defend its NCAA title in the National Championship game, falling in overtime to Arizona, 84-79. It would be the final game with Rick Pitino as coach.



The Tubby Smith hiring on May 12, 1997.

MAY 6, 1997

Rick Pitino announced his resignation at Kentucky to take the challenge of rebuilding the NBA's most storied franchise, the Boston Celtics.

MAY 12, 1997

UK's director of athletics, C.M. Newton, introduced Orlando "Tubby" Smith as head coach.

NOV. 20, 1997

It was the dawning of an era when new head coaches Tubby Smith and Morehead State's Kyle Macy tipped off the season in Rupp Arena. Smith won his first game at UK, 88-49, over the former UK All-American and his Morehead State Eagles.



In 1999, the Wildcats celebrated their seventh SEC Tournament title in eight years.


The Courier-Journal

Kentucky 86, Duke 84

Laettner who? Wildcats settle the score, reach Final Four

MARCH 22, 1998

In one of the most anticipated matchups of the NCAA Tournament, UK roared back from a 17-point deficit with 9:38 remaining to defeat Duke, 86-84. The victory buried the nightmare of UK-Duke '92 and advanced the Wildcats to their third straight Final Four.

MARCH 30, 1998

The "Comeback Cats" rallied from a 10-point halftime deficit to defeat Utah, 78-69, winning UK's second national title in three years, its seventh overall.

Special thanks to Russell Rice, author of *Big Blue Machine*

Ron Mercer nearly carried the Cats to a repeat in '97, Scott Padgett's shot buried Duke in '98, while Tubby Smith celebrated UK's seventh NCAA crown in 1998.



KENTUCKY COACHES THROUGH THE YEARS



Joe B. Hall shares a laugh with former Governor A.B. "Happy" Chandler following Senior Day activities in the early 1980s.



Adolph Rupp poses with his four national championship trophies and All-American Cotton Nash.

Right: Coach Adolph Rupp held the title of winningest coach in basketball for 30 seasons.





Tubby Smith had the most successful first season of any Wildcat coach, winning the NCAA title with a 35-4 record in 1998.



Eddie Sutton coached the Wildcats from 1986-89, winning more than 69% of his games. His best team was his first team, which finished 32-4.

Since its beginning in 1903, the University of Kentucky basketball program has amassed 1,771 wins and only 548 losses (76.4% winning percentage).

These impressive numbers are very much a part of the tradition and glory that surround the Kentucky program. However, just as much a part of this tradition are the 20 men who have guided UK's basketball teams through 97 seasons. Records indicate the first of these men was W.W.H. Mustaine, who in 1903 called together some students, took up a collection totaling $3 for a ball and told them to start playing.

Since then, 19 other men have tried their hand at coaching the Cats, with the most successful coaches becoming the most well known. The late Adolph Rupp, who guided the Wildcats to 876 wins and four NCAA titles, is the second winningest coach in the nation. Rupp's record was finally broken by North Carolina's Dean Smith 25 years after Rupp's retirement in 1972.

With Joe B. Hall's title in 1978, Rick Pitino's crown in '96 and Tubby Smith's trophy in '98, four UK coaches have led the Wildcats to NCAA championships. No other school in Division I college basketball can claim that distinction.



Rick Pitino was the consummate teacher of the game. Here, he gives instruction to Ron Mercer during the 1997 season.



ADOLPH RUPP

UK Record: 876-190 (82.2%), 41 years • 1931-72
Alma Mater (Year): Kansas (1923)
Hometown: Halstead, Kan.
Born: Sept. 2, 1901 • Died: Dec. 11, 1977 (age 76)

A former UK Media Guide began, "In the storied land of Kentucky Colonels, there dwelled but one Baron, a man of consummate pride and a molder of powerful teams which for more than four decades made the name University of Kentucky synonymous with the game of basketball."

Tutored by the great Phog Allen at Kansas and a student of the game under Dr. James Naismith, Rupp learned his craft at an early age. After leaving the high school ranks in Freeport, Ill., to take the UK job in 1930, the "man in the brown suit" became the winningest coach in all of college basketball. He was an innovator of the fast break, a trademark of the Wildcats even today.

To become the winningest coach in his sport, Rupp passed his mentor, Coach Allen, on March 12, 1966, with his 747th victory against Dayton in the Mideast Regional. He achieved the top ranking when he passed Western Kentucky's E.A. Diddle with victory No. 760 on Feb. 18, 1967, at Mississippi State.

He finished with 876 wins when he retired in 1972, a mark that stood for 25 years until North Carolina's Dean Smith moved ahead in 1997.

Among the many UK victories were four NCAA titles (1948, '49, '51 and '58), one Olympic Gold Medal (1948), one NIT Championship (1946), 27 Southeastern Conference titles and his Wildcats were voted No. 1 in the final polls on six different occasions.

Rupp coached some of America's best – Sale, Beard, Groza, Hagan, Ramsey, Cox, Hatton, Nash, Riley and Issel. Twenty-three of his Cats were voted All-Americans 35 times and 52 players were honored 91 times as All-SEC performers.

His teams were unmatched in league play, earning a 397-75 (84.1%) record against SEC competition. In the conference tournament, Rupp's Wildcats were 57-6, winning 13 titles in 19 appearances.

Before the end of his 42-year career, the four-time National Coach of the Year was inducted into the Naismith Hall of Fame in 1969. Rupp also earned SEC Coach of the Year honors on seven occasions.



JOE B. HALL

UK Record: 297-100 (74.8%), 13 years • 1973-85
Overall Record: 373-156 (70.5%), 19 years
Alma Mater (Year): Kentucky (1955)
Hometown: Cynthiana, Ky. • Born: Nov. 30, 1928

Joe B. Hall, who grew up just 20 minutes north of the University of Kentucky campus in Cynthiana, had the unenviable task of following the legendary Adolph Rupp, who was forced to retire at age 70. But Hall, the former Rupp assistant, met the challenge head on, coaching three teams to the Final Four (1975, '78 and '84) and winning the 1978 NCAA Championship, the school's fifth title and first in 20 seasons.

Hall began his association with Kentucky as a student-athlete during the "Fabulous Five era". He played one year of junior varsity and one year of varsity basketball before transferring to the University of the South in Sewanee, Tenn., where he finished his eligibility and set a single-game scoring record. Following his college career, Hall toured Europe with the Harlem Globetrotters in 1951, but later returned to UK and completed his degree requirements.

His coaching career began at Shepherdsville (Ky.) High School in 1956. It continued on to Regis College in Denver, where he spent five years (57-50 record), and Central Missouri State, where he recorded a 19-6 mark in one season before returning to UK as an assistant to Rupp on July 1, 1965.

As the UK head coach, Hall won National Coach of the Year honors in 1978 and four SEC Coach of the Year awards. He had seven players win All-America honors 11 times and nine Wildcats were voted All-SEC on 18 occasions.

Hall's squads recorded a 172-62 (73.5%) record vs. SEC competition during the regular season, winning eight SEC titles in 13 seasons and one league tournament championship in six tries.

While Coach Rupp witnessed 37 of his players drafted by the NBA, Hall saw 23 players drafted during his 13-year tenure, five in the first round.

Retired, Hall still resides in Lexington.



EDDIE SUTTON

UK Record: 88-39 (69.3%), 4 years • 1986-89
Alma Mater (Year): Oklahoma A&M (1958)
Hometown: Bucklin, Kan.
Born: March 12, 1936

Known for his reputation of building teams from scratch, Eddie Sutton left Arkansas and came to Kentucky with the cupboard far from empty. With returning All-American Kenny Walker anchoring the paint, Sutton's first Wildcats team was his best, rolling to a 32-4 record in 1985-86 and a berth in the Elite Eight. His Wildcats were third in the final polls, finished 17-1 in SEC play and rolled to the school's 36th league championship. All this after most prognosticators picked the Cats for a third-place conference finish.

For UK's performance, Sutton was named National Coach of the Year and SEC Coach of the Year in 1986.

Sutton battled through the 1987 season, as injuries depleted the Wildcats' roster to only seven scholarship athletes. But in his third year, UK bolted to a 10-0 start with wins over Indiana and Louisville to earn a No. 1 ranking. The Cats were crowned SEC champs in both the regular season and postseason but fell to Villanova in the Southeast Regional final, 80-74.

Following the 1988 season, Sutton's reign came under siege as rules violations were discovered in the Kentucky basketball program. The embattled coach completed his UK career with a 13-19 record in 1989, the school's first losing season since 1927. He resigned his post following the season, and after leaving basketball for a year, returned to Oklahoma State where he is still head coach.



RICK PITINO

UK Record: 219-50 (81.4%), 8 years • 1990-97
Overall Record (College): 352-124 (73.9%) 15 years
Alma Mater (Year): Massachusetts (1974)
Hometown: New York, N.Y. • Born: Sept. 18, 1952

Promising to win right away, the 36-year-old coach from the New York Knicks took the challenge of rebuilding the Kentucky basketball dynasty and never quit until the job was complete eight years later.

Pitino came to UK with impressive credentials, having rebuilt Boston U., Providence and the Knicks. His first UK team, "Pitino's Bombinos," shocked the college basketball world by defeating Shaquille O'Neal, Chris Jackson and the No. 9-ranked LSU Tigers in Lexington en route to a surprising 14-14 record in 1989-90.

It was a glimpse into the future. The following year, UK finished with the best record in the SEC. Then in 1992, fresh off NCAA probation, the "Unforgettables" took eventual national champion Duke into overtime of the East Regional final before falling 104-103 in what many have labeled "the greatest college basketball game ever played."

In 1993, with Jamal Mashburn leading the charge, UK advanced to the Final Four for the first time in nine years, losing to Michigan in overtime. After an Elite Eight finish in '95, Pitino's squad became the team to beat in '96. Highlights included the school's first league championship in 10 seasons, a 27-game win streak, a top-three ranking nearly the entire season, and the crowning jewel, the school's sixth NCAA title.

After UK lost four players to the NBA Draft, Pitino's task of defending the national championship became more difficult after star-guard Derek Anderson severely injured his knee during the '97 season. But his Cats wouldn't fold, rolling to the title game before losing to Arizona in overtime.

Along the way, Pitino won five of six SEC Tournament Championships, two ECAC Holiday Classics, the Maui Invitational and the Great Alaska Shootout. He had a 104-28 record vs. SEC teams, winning two league crowns, and an amazing 17-1 record in the SEC tourney.

He coached three All-Americans and eight All-SEC performers. The NBA drafted eight of his Wildcats, six in the first round, including three lottery picks.

Following the national runner-up trophy in 1997, the former point guard at UMass left UK for the challenge of rebuilding the NBA's Boston Celtics.

KENTUCKY COACHES THROUGH THE YEARS



Above: The animated Rick Pitino coached nearly every dribble of the game. During his tenure, he returned UK to national prominence.

Below: Joe B. Hall had the unenviable task of succeeding Coach Rupp. Yet, he won 297 games, an NIT title and an NCAA title.



NATIONAL COACH OF THE YEAR

Adolph Rupp - 1959
(UPI)

Adolph Rupp - 1966
(UPI, USBWA)

Joe B. Hall - 1978
(Kelloggs)

Eddie Sutton - 1986
(AP, NABC)

Rick Pitino - 1990
(*Basketball Times*)

Rick Pitino - 1987, '91
(*Sporting News*)

Tubby Smith - 1998
(*Basketball Weekly*)

WINGED FOOT AWARD

(Given annually since 1996 by the New York Athletic Club to the coach of the NCAA Champions)

Rick Pitino - 1996
Tubby Smith - 1998

COACHING SUMMARY

YEARS AT UK	NAME	TENURE	WON	LOST	PCT.	BEST SEASON
1903-09	W.W.H. Mustaine and Others	7	21	35	.375	
1910	E.R. Sweetland & R.E. Spahr	1	4	8	.333	
1911	H.J. Iddings	1	5	6	.454	5-6 in 1911
1912	E.R. Sweetland	1	9	0	1.000	9-0 in 1912
1913	J.J. Tigert	1	5	3	.625	5-3 in 1913
1914-15	Alpha Brumage	2	19	7	.731	12-2 in 1914
1916	J.J. Tigert (James Fark)	1	8	6	.571	8-6 in 1916
1917	J .J. Tigert (W.P. Tuttle)	1	4	6	.400	4-6 in 1917
1918	S.A. Boles	1	9	•2-1	.792	9-2-1 in 1918
1919	Andrew Gill	1	6	8	.428	6-8 in 1919
1920-24	George Buchheit	5	44	27	.619	13-1 in 1921
1925	C.O. Applegran	1	13	8	.619	13-8 in 1925
1926	Ray Eklund	1	15	3	.833	15-3 in 1926
1927	Basil Hayden	1	3	13	.187	3-13 in 1927
1929-30	John Mauer	3	40	14	.740	16-3 in 1930
1931-72	Adolph Rupp	+42	876	190	.822	25-0 in 1954
1973-85	Joe B. Hall	13	297	100	.748	30-2 in 1978
1986-89	Eddie Sutton	4	# 88	39	.693	32-4 in 1986
1990-97	Rick Pitino	8	219	50	.814	34-2 in 1996
1998-00	Orlando "Tubby" Smith	3	86	23	.789	35-4 in 1998

20 Coaches In 97 Seasons
Games Won 1771, Lost 548, Tied 1

• Unique tie game resulted from scorer's error discovered after game.
+ No schedule played in 1953— Rupp's record for 41 seasons. Five wins in 1966 International Universities Tournament in Israel not included in team totals.
« Basketball at UK reportedly started when W.W.H. Mustaine called together some students, took up a collection totaling $3 for a ball and told them to start playing. There was no official coach from 1903 until 1910. Managers ran the team.
Three games from 1988 NCAA Tournament vacated by decree of NCAA.



Coach Adolph Rupp diagrammed plays to his team en route to his first NCAA Championship in 1948.

SOUTHEASTERN CONFERENCE COACH OF THE YEAR

	ASSOCIATED PRESS	UPI	COACHES
Adolph Rupp	1964, 1966, 1968, 1969, 1970	1968, 1969, 1970, 1971	1964, 1966, 1968, 1969, 1970, 1971, 1972
Joe B. Hall	1975		1973, 1975, 1978, 1983
Eddie Sutton	1986	1986	
Rick Pitino	1991, 1996	1990	1996
Tubby Smith	1998		

UPI discontinued naming Coach of the Year

ASSISTANT COACHES DIRECTORY

NAME	YEAR(S)
Jim Andrews	1977 (S.A.)
Mike Atkinson	1992
Doug Barnes	1986-87
Winston Bennett	1995-97
Wayne Breeden	1984-85 (G.A.), 1986-87
Delray Brooks	1994-97
Dwane Casey	1987-89
W. Gale Catlett	1972
Bob Chambers	1981(Part time), 1982-83
Dan Chandler	1959
Cecil Combs	1931
Rudy Davalos	1963 (G.A.)
Joe Dean, Jr.	1978-83
James Dickey	1986-1989
Jim Dinwiddie	1974 (G.A.)
Billy Donovan	1990 (G.A.), 1991-94
Jimmy Dykes	1988-89
Ray Edelman	1975 (G.A.)
George Felton	1998-00
Shawn Finney	1998-00
Elmer Gilb	1946 (Part time)
Lyman Ginger	1945 (V.A.)
Boyd Grant	1973-74
Jerry Gray	1962 (G.A.)
Joe B. Hall	1966-72
Leonard Hamilton	1975-1986
Roger Harden	1988 (S.A.)
Jim Hatfield	1973 (G.A.) 1974, 1984-85
Doug Hines	1961
Lake Kelly	1984-85
Harry Lancaster	1943-44 (Part time), 1947-68 (Assistant Coach), 1969 (Acting Athletics Director/Assistant Coach), 1981 (Volunteer Assistant Coach)
Jim Lankster	1980 (V.A.)
Ted Lenhardt	1961-62
Jim Long	1977
John Lykins	1965 (G.A.)
Bernadette Locke-Mattox	1991-94
Paul McBrayer	1935-43
Len Miller	1932-34
Ballard Moore	1963 (G.A.)
Lynn Nance	1975-76
Jim O'Brien	1995-97
Dick Parsons	1970-80
Gordy Parido	1982 (G.A.)
T.L. Plain	1970-1971
Birkette Pribble	1931
Frank Ramsey	1978 (S.A.)
Neil Reed	1963 (G.A.), 1964-65
Jeff Riley	1983 (V.A.)
Herb Sendek	1990-1993
Orlando "Tubby" Smith	1990-91
Mike Sutton	1998-00
Brock Touloukian	1989 (G.A.)
Ken Trivette	1973-74 (G.A.)
Ralph Willard	1990
Bill Wireman	1958 (F.C.)

S.A. – Student Assistant Coach
G.A. – Graduate Assistant Coach
F.C. – Freshman Coach
V.A. – Volunteer Assistant Coach

YEAR-BY-YEAR ASSISTANT COACHES

(SINCE 1946)

ADOLPH RUPP ERA

1931 - Cecil Combs, Birkette Pribble
1932-34 - Len Miller
1935-43 - Paul McBrayer
1944 - Harry Lancaster
1945 - Lyman Ginger
1946 - Elmer Gilb
1947-57 - Harry Lancaster
1958 - Harry Lancaster, Bill Wireman
1959 - Harry Lancaster, Dan Chandler
1960 - Harry Lancaster
1961 - Harry Lancaster, Doug Hines, Ted Lenhardt
1962 - Harry Lancaster, Ted Lenhardt, Jerry Gray
1963 - Harry Lancaster, Rudy Davalos, Ballard Moore, Neil Reed
1964 - Harry Lancaster, Neil Reed
1965 - Harry Lancaster, Neil Reed, John Lykins
1966 - Harry Lancaster, Joe B. Hall
1967 - Harry Lancaster, Joe B. Hall
1968 - Harry Lancaster, Joe B. Hall
1969 - Harry Lancaster, Joe B. Hall
1970 - Joe B. Hall, T.L. Plain, Dick Parsons
1971 - Joe B. Hall, T.L. Plain, Dick Parsons
1972 - Joe B. Hall, W. Gale Catlett, Dick Parsons

JOE B. HALL ERA

1973 - Dick Parsons, Boyd Grant, Jim Hatfield, Ken Trivette
1974 - Dick Parsons, Boyd Grant, Jim Hatfield, Jim Dinwiddie, Ken Trivette
1975 - Dick Parsons, Leonard Hamilton, Lynn Nance, Ray Edelman
1976 - Dick Parsons, Leonard Hamilton, Lynn Nance
1977 - Dick Parsons, Leonard Hamilton, Jim Long, Jim Andrews
1978 - Dick Parsons, Leonard Hamilton, Joe Dean Jr., Frank Ramsey
1979 - Dick Parsons, Leonard Hamilton, Joe Dean Jr.
1980 - Dick Parsons, Leonard Hamilton, Joe Dean Jr., Jim Lankster
1981 - Leonard Hamilton, Joe Dean Jr., Bob Chambers, Harry Lancaster
1982 - Leonard Hamilton, Joe Dean Jr., Bob Chambers, Gordy Parido
1983 - Leonard Hamilton, Joe Dean Jr., Bob Chambers, Jeff Riley
1984 - Leonard Hamilton, Jim Hatfield, Lake Kelly, Wayne Breeden
1985 - Leonard Hamilton, Jim Hatfield, Lake Kelly

EDDIE SUTTON ERA

1986 - Leonard Hamilton, James Dickey, Doug Barnes, Wayne Breeden
1987 - James Dickey, Dwane Casey, Doug Barnes, Wayne Breeden
1988 - James Dickey, Dwane Casey, Jimmy Dykes, Roger Harden
1989 - James Dickey, Dwane Casey, Jimmy Dykes, Brock Touloukian

RICK PITINO ERA

1990 - Ralph Willard, Herb Sendek, Orlando "Tubby" Smith, Billy Donovan
1991 - Orlando "Tubby" Smith, Herb Sendek, Billy Donovan, Bernadette Locke
1992 - Herb Sendek, Billy Donovan, Bernadette Locke-Mattox, Mike Atkinson
1993 - Herb Sendek, Billy Donovan, Bernadette Locke-Mattox
1994 - Billy Donovan, Delray Brooks, Bernadette Locke-Mattox
1995 - Jim O'Brien, Delray Brooks, Winston Bennett
1996 - Jim O'Brien, Delray Brooks, Winston Bennett
1997 - Jim O'Brien, Delray Brooks, Winston Bennett

TUBBY SMITH ERA

1998 - George Felton, Shawn Finney, Mike Sutton
1999 - George Felton, Shawn Finney, Mike Sutton
2000 - George Felton, Shawn Finney, Mike Sutton

TRADITION



Harry Lancaster served as Adolph Rupp's full-time assistant from 1947-1969.



Leonard Hamilton worked for 12 seasons as an assistant coach at UK. He is now head coach of the NBA's Washington Wizards .



Herb Sendek spent four years at UK as an assistant to Rick Pitino and is now in his fifth season as head coach at N.C. State.



Shawn Finney was named the new head coach at Tulane last summer.

NOTE: ALL ARE FULL-TIME ASSISTANT COACHES UNLESS OTHERWISE NOTED

THE HELMS ATHLETIC FOUNDATION

Founded in Los Angeles in the mid-1930s by Bill Schroader and Paul Helms, the Helms Foundation researched records to rank the nation's top teams dating back to 1901. From 1939, when the NCAA Tournament started, the Helms and NCAA champions were the same, except for 1939-40-44-54. In addition to its NCAA championship years of 1948, '49, '51, '58, '78, '96 and '98, Kentucky was named the Helms National Champion in 1933 (20-3) and 1954 (25-0).

Kentucky players Forest Sale (1933) and Leroy Edwards (1935) were named Helms National Players of the Year.

HELMS NATIONAL PLAYERS OF THE YEAR



Forest Sale, 1933



Leroy Edwards, 1935

1933 HELMS NATIONAL CHAMPIONS



FRONT ROW: Biggerstaff, Settle, Gates, Nugent, Tucker, Jackson, Lawrence. MIDDLE ROW: Coach Rupp, Boles, Kercheval, Davis, Johnson, Darby, Mann, Asst. Coach Miller. BACK ROW: Blair, Davis, Morris, Sale, DeMoisey, Yates, Kreuter, Maxson.

1954 HELMS NATIONAL CHAMPIONS



FRONT ROW: Coach Adolph Rupp, Linville Puckett, Jess Curry, Gayle Rose, Clay Evans, Willie Rouse, Dan Chandler, Pete Grigsby, and Assistant Coach Harry Lancaster. BACK ROW: Student Manager Mike Dolan, Hugh Coy, Cliff Hagan, Lou Tsioropoulos, Jerry Bird, Phil Grawemeyer, Harold Hurst, Bill Bibb, Frank Ramsey, and Bill Evans.

KENTUCKY 58, BAYLOR 42

March 23, 1948 • New York

Alex Groza and Ralph Beard combined for 26 points and the Wildcats' defense held the Bears to 16 first-half points to capture UK's first NCAA title.

The title victory enabled the Wildcats to become only the second team ever to win both the NIT and NCAA titles. UK, which finished the season at 34-2, won the NIT title in 1946.



Paced by Groza and Beard, the Wildcats turned a 29-16 halftime lead into a 44-28 bulge midway through the second half. After Baylor rallied to cut the lead to 11, UK put the game out of reach as Wallace "Wah Wah" Jones scored four points to give the Wildcats a 15-point lead.

In addition to Groza and Beard, the Wildcats also got nine points apiece from Jones and Kenneth Rollins.

FRONT ROW: Coach Adolph Rupp, Johnny Stough, Ralph Beard, Kenneth Rollins, Cliff Barker, Jr., Dale Barnstable, Asst. Coach Harry Lancaster. SECOND ROW: Manager Humzey Yessin, Garland Townes, Jim Jordan, Joe Holland, Alex Groza, Wallace Jones, Jim Line, Roger Day, Trainer Wilbert Bud Berger.



TRADITION

KENTUCKY

PLAYER	FG	FTM	FTA	PF	TP
Jones	4	1	1	3	9
Barker	2	1	3	4	5
Line	3	1	1	3	7
Groza	6	2	4	4	14
Holland	1	0	0	1	2
Beard	4	4	4	1	12
Rollins	3	3	5	3	9
Barnstable	0	0	1	0	0
TOTALS	23	12	19	19	58

BAYLOR

PLAYER	FG	FTM	FTA	PF	TP
Owen	2	1	2	0	5
DeWitt	3	2	4	3	8
Hickman	1	0	0	0	2
Pulley	0	1	1	0	1
Heathington	3	2	4	5	8
Preston	0	0	2	2	0
Johnson	3	4	7	5	10
Robinson	3	2	4	4	8
Brack	0	0	0	0	0
TOTALS	15	12	24	19	42

HALFTIME: UK 29, Baylor 16

KENTUCKY

PLAYER	FG	FTM	FTA	PF	TP
Jones	1	1	3	3	3
Line	2	1	2	3	5
Groza	9	7	8	5	25
Beard	1	1	2	4	3
Barker	1	3	3	4	5
Barnstable	1	1	1	1	3
Hirsch	1	0	0	1	2
TOTALS	16	14	19	21	46

OKLAHOMA A&M

PLAYER	FG	FTM	FTA	PF	TP
Yates	1	0	0	1	2
Bradley	0	3	5	3	3
Harris	3	1	1	5	7
Parks	2	3	4	5	7
Shelton	3	6	7	4	12
Jaquet	0	1	2	0	1
McArthur	0	2	2	1	2
Pilgrim	0	2	2	1	2
Smith	0	0	0	1	0
TOTALS	9	18	23	21	36

HALFTIME: UK 25, Oklahoma A&M 20

KENTUCKY 46, OKLAHOMA A&M 36

March 26, 1949 • Seattle

Paced by Alex Groza's 25 points and a defense that limited the Aggies to a mere nine field goals, the Wildcats were crowned NCAA champions for the second straight year.

Groza, a unanimous selection as the "Player of the Tournament," scored more than twice as many points as any other player. A&M's Jack Shelton was the game's only other player to score in double figures. He finished with 12 points.



The Aggies, coached by Hank Iba, led 5-2, but the Wildcats scored seven straight points, five by Groza, and never trailed again as they took a 25-20 first-half lead.

UK extended the lead to 31-21 early in the second half and coasted the rest of the way.

FRONT ROW: Coach Adolph Rupp, Jim Line, Cliff Barker, John Stough, Ralph Beard, Joe Hall, Garland Townes and Assistant Coach Harry Lancaster. BACK ROW: Dale Barnstable, Walt Hirsch, Wallace Jones, Alex Groza, Bob Henne, Roger Day and Mgr. Humzey Yessin.



KENTUCKY 68, KANSAS STATE 58

March 27, 1951 • Minneapolis

Bill Spivey scored 22 points and an ailing Cliff Hagan sparked the Wildcats to their third NCAA title.

With a squad consisting of only six healthy players — Walt Hirsch was ineligible and Hagan was plagued by an infected throat — the Wildcats hardly looked like championship material as Kansas State broke out to a 20-12 lead.

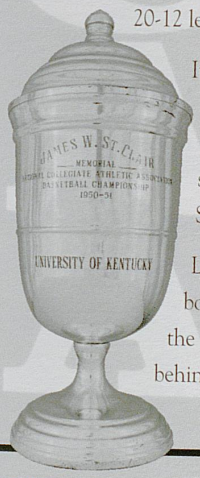

It was then that Rupp inserted the ailing Hagan. It was a move that may have proved the difference as the freshman forward sparked a rally that saw UK cut the Kansas State lead to 29-27 at the half.

Led by Hagan and Spivey, who dominated the boards, UK outscored Kansas State 41-29 in the second half to complete the come-from-behind victory.

STANDING: Frank Ramsey, Shelby Linville, Bill Spivey, Roger Layne, Lou Tsioropoulos, Read Morgan. SEATED: Coach Adolph Rupp, Cliff Hagan, C.M. Newton, Walt Hirsch, Paul Lansaw, Dwight Price & Assistant Coach Harry Lancaster. BOTTOM ROW: Lindle Castle, Lucian Whitaker, Bobby Watson, Guy Strong, T. Riddle.



KENTUCKY

PLAYER	FG	FTM	FTA	PF	TP
Whitaker	4	1	0	2	9
Linville	2	4	8	5	8
Spivey	9	4	6	2	22
Ramsey	4	1	3	5	9
Watson	3	2	4	3	8
Hagan	5	0	2	5	10
Tsioropoulos	1	0	0	1	2
Newton	0	0	0	0	0
TOTALS	28	12	23	23	68

KANSAS STATE

PLAYER	FG	FTM	FTA	PF	TP
Head	3	2	2	5	8
Stone	3	6	8	5	12
Hitch	6	1	1	5	13
Barrett	2	0	2	1	4
Iverson	3	1	2	3	7
Housey	2	0	0	3	4
Gibson	0	1	1	5	1
Upson	0	0	0	1	0
Knostman	1	1	2	1	3
Peck	2	0	1	1	4
Schuyler	1	0	1	1	2
TOTALS	23	12	20	31	58

HALFTIME: Kansas State 29, UK 27

KENTUCKY

PLAYER	FGM	FGA	FTM	FTA	REB	PF	TP
Crigler	5	12	4	7	14	4	14
Cox	10	23	4	4	16	3	24
Beck	0	1	0	1	3	4	0
A. Smith	2	8	3	5	6	4	7
Hatton	9	20	12	15	3	3	30
Mills	4	9	1	4	5	3	9
TOTALS	30	73	24	36	47	21	84

SEATTLE

PLAYER	FGM	FGA	FTM	FTA	REB	PF	TP
Prizzell	4	6	8	11	5	3	16
Brown	6	17	5	7	5	5	17
Baylor	9	32	7	9	19	4	25
Harney	2	5	0	1	1	1	4
Saunders	0	2	0	0	2	3	0
Ogorek	4	7	2	2	11	5	10
Plasecki	0	0	0	0	0	0	0
TOTALS	25	69	22	30	43	21	72

HALFTIME: Seattle 39, UK 36

KENTUCKY 84, SEATTLE 72

March 22, 1958 • Louisville

Senior Vernon Hatton scored 30 points and the Wildcats overcame a 25-point, 19-rebound performance by Elgin Baylor to capture their fourth NCAA championship.

Led by Hatton and Johnny Cox, who finished with 24 points, the Wildcats twice battled back from 11-point deficits to gain the victory.



Trailing for much of the game, UK grabbed its first lead with 6:08 left when Don Mills hit a hook shot to give the Wildcats a 61-60 lead. Moments later, Cox hit a jump shot to make it 63-60 and UK never trailed again.

John Crigler added 14 points and 14 rebounds for the victors. Mills and Adrian Smith finished with nine and seven points, respectively.

Aside from Baylor, Seattle received 17 points from Charley Brown and 16 from Jerry Frizzell.

FRONT ROW: Coach Adolph Rupp, Adrian Smith, John Crigler, Ed Beck, Don Mills, Johnny Cox, Vernon Hatton, Assistant Coach Harry Lancaster. SECOND ROW: Student Manager Jay Atkerson, Earl Adkins, Billy Smith, Phil Johnson, Bill Cassady, Lincoln Collinsworth and Harold Ross.



KENTUCKY 94, DUKE 88

March 27, 1978 • St. Louis

Senior Jack Givens put on one of the finest individual performances in NCAA Championship history in leading the Wildcats past the Blue Devils.

With many Kentucky fans among the crowd of 18,271 chanting "Goose, Goose," Givens scored 41 points, three short of the record for a championship game, to help the Wildcats to their fifth NCAA title and first in 20 years.



Givens' dominance was clearly evident in the first half as he scored 23 points, including UK's last 16 of the half, to turn a 29-28 UK lead into a 45-38 cushion. It was a deficit from which the Blue Devils would not recover.

Overall, Givens made 18 of 27 field goal attempts, five of eight free throws and added eight rebounds and three assists.

FRONT ROW: Coach Joe Hall, Jay Shidler, Dwane Casey, Kyle Macy, Jack Givens, Tim Stephens, Chris Gettelfinger, Truman Claytor and Assistant Coach Dick Parsons. SECOND ROW: Assistant Trainer Walt McCombs, Manager Don Sullivan, LaVon Williams, Scott Courts, Mike Phillips, Rick Robey, Chuck Aleksinas, Fred Cowan, James Lee, Assistant Coach Leonard Hamilton and Assistant Coach Joe Dean Jr.



KENTUCKY

PLAYER	MIN	FGM	FGA	FTM	FTA	REB	A	PF	TP
Givens	37	18	27	5	8	8	3	4	41
Robey	32	8	11	4	6	11	0	2	20
Phillips	11	1	4	2	2	2	1	5	4
Macy	38	3	3	3	4	0	8	1	9
Claytor	24	3	5	2	4	0	3	2	8
Lee	20	4	8	0	0	4	2	4	8
Shidler	16	1	5	0	1	1	3	3	2
Aleksinas	1	0	0	0	0	0	0	1	0
Williams	10	1	3	0	0	4	0	2	2
Cowan	8	0	2	0	0	2	0	1	0
Stephens	1	0	0	0	0	0	0	0	0
Courts	1	0	0	0	0	0	0	0	0
Gettelfinger	1	0	0	0	0	0	0	0	0
Casey	1	0	0	0	0	0	0	1	0
Team						0			
TOTALS	200	39	68	16	25	32	20	26	94

DUKE

PLAYER	MIN	FGM	FGA	FTM	FTA	REB	A	PF	TP
Banks	37	6	12	10	12	8	2	2	22
Dennard	30	5	7	0	0	8	2	5	12
Gminski	37	6	16	8	8	12	2	3	20
Harrell	24	2	2	0	0	0	1	3	4
Spanarkel	40	8	16	5	6	2	3	4	21
Suddath	9	1	3	2	3	2	0	1	2
Bender	17	1	2	5	5	1	4	3	7
Goetsch	6	0	1	0	0	1	0	1	0
Team						0			
TOTALS	200	29	59	30	34	35	14	22	88

Technicals — Duke bench.

HALFTIME: UK 45, Duke 38

KENTUCKY

PLAYER	MIN	FG	3FG	FT	R	F	A	TO	B	S	TP
Anderson	16	4-8	2-3	1-1	4	2	1	2	0	3	11
Walker	32	4-12	0-1	3-6	9	2	4	0	0	4	11
McCarty	19	2-6	0-0	0-0	7	3	3	1	0	0	4
Delk	37	8-20	7-12	1-2	7	2	2	3	1	2	24
Epps	35	0-6	0-3	0-0	4	1	7	1	0	0	0
Pope	27	1-6	0-2	2-2	3	3	2	4	0	1	4
Mercer	24	8-12	3-4	1-1	2	3	2	0	0	1	20
Sheppard	7	1-2	0-1	0-1	2	3	0	3	0	0	2
Edwards	3	0-1	0-1	0-0	0	0	1	1	0	0	0
Team					2						
Totals	200	28-73	12-27	8-13	40	19	22	15	1	11	76

SYRACUSE

PLAYER	MIN	FG	3FG	FT	R	F	A	TO	B	S	TP
Burgan	39	7-10	3-5	2-5	8	5	1	5	0	1	19
Wallace	38	11-19	2-3	5-5	10	5	1	6	1	0	29
Hill	28	3-9	0-0	1-1	10	2	1	3	1	0	7
Sims	39	2-5	1-4	1-2	2	2	7	7	0	1	6
Cipolla	35	3-8	0-3	0-0	1	1	2	2	0	4	6
Reafsnyder	13	0-1	0-0	0-0	4	0	0	1	0	0	0
Janulis	8	0-0	0-0	0-0	2	2	0	0	0	0	0
Nelson	0	0-0	0-0	0-0	0	0	0	0	0	0	0
Team					1						
TOTALS	200	26-52	6-15	9-13	38	17	12	24	2	6	67

HALFTIME: UK 42, Syracuse 33

KENTUCKY 76, SYRACUSE 67

April 1, 1996 • East Rutherford, N.J.

Tony Delk tied a championship game record with seven three-pointers and the Wildcats withstood a late Orangemen rally to win UK's sixth national title before a capacity crowd of 19,229 in the Continental Airlines Arena at the Meadowlands.

Delk, the Final Four's Most Outstanding Player, canned seven of 12 three-pointers to lead the Cats with 24 points. But after Syracuse had cut the lead to two, 64-62, with 4:46 remaining, a Delk misfire was tipped in by Walter McCarty to extend UK's lead to four. After holding the Orangemen on the next possession, Derek Anderson drained a three to push the lead to seven. SU would get no closer than five in the final minutes.



Delk was joined on the Final Four All-Tournament team by freshman Ron Mercer, who was sensational off the bench, scoring a career-high 20 points on 8-12 shooting from the field, including 3-4 from three-point range.

FRONT ROW: Assistant Coach Delray Brooks, Head Coach Rick Pitino, Allen Edwards, Derek Anderson, Jeff Sheppard, Tony Delk, Anthony Epps, Cameron Mills, Wayne Turner, Associate Coach Jim O'Brien and Assistant Coach Winston Bennett. STANDING: Equipment Manager Bill Keightley, Administrative Assistant George Barber, Jason Lathrem, Oliver Simmons, Nazr Mohammed, Mark Pope, Walter McCarty, Antoine Walker, Jared Prickett, Ron Mercer, Trainer Eddie Jamiel, Assistant Strength Coach Layne Kaufman, Strength Coach Shaun Brown.



KENTUCKY 78, UTAH 69

March 30, 1998 • San Antonio

Kentucky battled back from a 41-31 halftime deficit to Utah — the largest halftime margin ever overcome in an NCAA title game — to claim the school's seventh national championship before 40,509 fans in the Alamodome.

Utah was propelled to the early lead thanks to a 24-6 rebounding advantage in the first half. But Heshimu Evans sparked the "Comeback Cats" off the bench with seven straight points early in the second half. Later, Final Four Most Outstanding Player Jeff Sheppard canned a baseline jumper with 4:54 remaining to give UK a 65-64 lead. The exhausted Utes then missed 11 consecutive field goals as the Wildcats claimed their second NCAA Championship in three years.

Scott Padgett joined Sheppard on the All-Final Four team after scoring 17 points. UK outrebounded the Utes 18-15 in the second half.



FRONT ROW: (L-R) Assistant Coach Mike Sutton, Head Coach Orlando "Tubby" Smith, Saul Smith, Cameron Mills, Jeff Sheppard, Wayne Turner, Steve Masiello, Assistant Coach George Felton, Assistant Coach Shawn Finney. STANDING: Special Assistant Leon Smith, Administrative Assistant Simeon Mars, Equipment Manager Bill Keightley, Ryan Hogan, Heshimu Evans, Scott Padgett, Nazr Mohammed, Jamaal Magloire, Michael Bradley, Myron Anthony, Allen Edwards, Trainer Eddie Jamiel, Strength Coach Tom Boyd.



KENTUCKY

PLAYER	MIN	FG	3FG	FT	R	F	A	TO	B	S	TP
Edwards	24	2-7	0-3	0-0	1	0	5	0	0	1	4
Padgett	33	6-11	1-5	4-4	5	4	1	0	0	0	17
Mohammed	13	5-9	0-0	0-0	2	4	0	1	2	0	10
Turner	27	2-5	0-1	2-4	2	0	4	5	0	3	6
Sheppard	34	7-14	0-2	2-2	4	1	3	2	0	2	16
Magloire	22	2-3	0-0	3-3	2	4	1	0	3	0	7
Evans	23	3-4	2-2	2-2	6	1	0	3	1	1	10
Mills	12	2-4	2-4	2-2	0	0	1	0	0	0	8
Smith	7	0-0	0-0	0-0	0	0	0	0	0	0	0
Bradley	5	0-0	0-0	0-0	1	1	0	0	0	0	0
Team					1						
TOTALS	200	29-57	5-17	15-17	24	15	15	11	6	7	78

UTAH

PLAYER	MIN	FG	3FG	FT	R	F	A	TO	B	S	TP
Mottola	28	4-10	1-3	6-6	8	4	0	3	0	0	15
Jensen	35	5-6	1-1	3-3	2	2	2	1	0	0	14
Doleac	34	5-12	1-1	4-6	10	2	1	1	2	3	15
Miller	37	6-15	0-3	4-7	6	5	5	8	0	2	16
Hansen	32	1-6	0-2	0-0	5	2	1	2	0	3	2
Johnsen	16	3-4	1-2	0-0	4	0	0	3	0	0	7
McTavish	3	0-0	0-0	0-0	0	1	2	0	0	0	0
Jackson	10	0-1	0-1	0-0	0	2	1	0	0	0	0
Caton	5	0-1	0-1	0-0	0	0	0	0	0	0	0
Team					4						
TOTALS	200	24-55	4-14	17-22	39	18	12	18	2	8	69

HALFTIME: Utah 41, UK 31

1951-52 • AP & UPI CHAMPIONS



FRONT ROW: Coach Adolph Rupp, Gayle Rose, Bill Evans, Bobby Watson, Lucian Whitaker, Willie Rouse, Manager Bobby Moore.
BACK ROW: Gene Neff, Cliff Hagan, Shelby Linville, Ronald Clark, Lou Tsioropoulos, Frank Ramsey and James Flynn.

1953-54 • AP CHAMPIONS • UNDEFEATED 25-0



FRONT ROW: Coach Adolph Rupp, Linville Puckett, Jess Curry, Gayle Rose, Clay Evans, Willie Rouse, Dan Chandler, Pete Grigsby, Assistant Coach Harry Lancaster. BACK ROW: Student Manager Mike Dolan, Hugh Coy, Cliff Hagan, Lou Tsioropoulos, Jerry Bird, Phil Grawemeyer, Harold Hurst, Bill Bibb, Frank Ramsey and Bill Evans.

1965-66 • AP & UPI CHAMPIONS



FRONT ROW: Coach Adolph Rupp, Gene Stewart, Pat Riley, Louie Dampier, Bob Tallent, Steve Clevenger, Jim LeMaster, Assistant Coach Harry Lancaster.
BACK ROW: Tommy Porter, Gary Gamble, Tommy Kron, Cliff Berger, Larry Lentz, Brad Bounds, Thad Jaracz, Larry Conley and Student Manager Mike Herreld.

1969-70 • AP & UPI CHAMPIONS



FRONT ROW: Coach Adolph Rupp, Dan Issel, Tom Parker, Bob McCowan, Larry Steele, Mike Pratt, Randy Nall, Assistant Coach Joe B. Hall.
BACK ROW: Assistant Coach Dick Parsons, Trainer Claude Vaughan, Kent Hollenbeck, Jim Dinwiddie, Clint Wheeler, Art Laib, Randy Pool, Mark Soberberg, Stan Key, Terry Mills, Bill Busey, Assistant Coach T. L. Plain and Manager Doug Billips.

1945-46 • NIT CHAMPIONS



FRONT ROW: Manager Humzey Yessin, Muff Davis, Buddy Parker, Ralph Beard, Jack Parkinson, Bill Sturgill.
BACK ROW: Trainer Frank Mann, Elmer Gilb, Jack Tingle, Kenton Campbell, Coach Adolph Rupp, Wallace Jones, Wilber Schu, Joe Holland.

1975-76 • NIT CHAMPIONS



FRONT ROW: Coach Joe B. Hall, Reggie Warford, Dwane Casey, Pat Foschi, Larry Johnson, Joey Holland, Truman Claytor, Asst. Coach Dick Parsons.
BACK ROW: Manager Tripp Ramsey, Asst. Coach Lynn Nance, Jack Givens, James Lee, Rick Robey, Dan Hall, Mike Phillips, Merion Haskins, Bob Fowler, Asst. Coach Leonard Hamilton, Assoc. Trainer Bobby Barton.

THE FABULOUS FIVE

One frequently asked question tossed at basketball historians and sports authorities is, "Who were the 'Fabulous Five' of Kentucky?" The answer is Alex Groza (center), Ralph Beard and Kenny Rollins (guards), "Wah Wah" Jones and Cliff Barker (forwards). This famous 1947-48 team, captained by Rollins, won 36 and lost 3 while sweeping to Kentucky's first NCAA title. The Fabulous Five then went on to participate as a unit in the Olympic Games, helping the USA team capture the World Championship. Rollins graduated after the 1948 season, but the remaining four starters continued to play havoc with collegiate basketball and captured another NCAA title for Kentucky in 1949 with a record of 32-2.

During the 1997-98 season, UK honored the Fabulous Five on the 50th anniversary of the school's first NCAA Championship.



Rupp with the "Fabulous Five," Wallace "Wah Wah" Jones (27), Alex Groza (15), Cliff Barker (23), Ken Rollins (26) and Ralph Beard (12).

THE FIDDLIN' FIVE

Before the 1957-58 season began, Coach Adolph Rupp commented about the upcoming season, "They might be pretty good barnyard fiddlers, but we have a Carnegie Hall schedule, and it will take violinists to play that competition."

When the Wildcats became notorious for, as Rupp put it, "fiddlin' around and fiddlin' around then finally pulling it out at the end," the team was tagged with the nickname "The Fiddlin' Five."

The "Fiddlin' Five" became Rupp's fourth national championship team when it defeated Elgin Baylor and Seattle in the title game at Louisville's Freedom Hall, 84-72. After the game Rupp said, "Those boys certainly are not concert violinists, but they sure can fiddle."

RUPP'S RUNTS

The 1965-66 UK team earned this nickname because the tallest man among the Wildcats' starting five was guard Tommy Kron, at 6-5. Center Thad Jaracz, who worked his way into the starting lineup, was also 6-5, while forwards Larry Conley and Pat Riley were 6-4 and guard Louie Dampier was 6-0.

The team became one of Rupp's favorites during his long tenure at Kentucky. Before the season started, Rupp commented, "I honestly believe that man-for-man we just might have in the making a better team than we had in 1958, when we won the national championship."

The Runts did indeed turn out to be one of the outstanding teams in UK's glorious history, compiling a sparkling 27-2 record, but coming just one win shy of the NCAA title when upset by Texas Western (now UTEP) in the finals, 72-65.



Rupp's Runts, with head coach Adolph Rupp, pose with the Mideast Regional trophy after defeating Michigan in 1966.

THE UNFORGETTABLES

During the Coach Rick Pitino era, several of his teams adopted various nicknames — among them "Pitino's Bombinos" and "The Untouchables." But no team captured the hearts of Wildcat fans more than "The Unforgettables" of 1991-92.

After battling probation for two seasons, the '92 squad set out to make its presence felt in postseason play. Led by seniors Richie Farmer, Deron Feldhaus, John Pelphrey and Sean Woods, the Wildcats advanced all the way to the East Regional Championship to face highly favored Duke. In what many have labeled the "greatest college game ever played," Christian Laettner drained a shot at the overtime buzzer that kept UK out of the Final Four.

Athletics Director C.M. Newton summed up their accomplishments during a post-season ceremony in which the seniors' jerseys were retired, "Today, our program is back on top, due largely to four young men who persevered, who weathered the hard times, and who brought the good times back to Kentucky basketball. Their contributions to UK basketball cannot be measured in statistics or record books."



Coach Rick Pitino watches as 1991-92 seniors Sean Woods, John Pelphrey, Deron Feldhaus and Richie Farmer are honored at Rupp Arena.



PAUL ANDREWS



CLIFF BARKER



DICKEY BEAL



RALPH BEARD



NEHEMIAH "JUNIOR" BRADDY

A

Allan Abramson (Mgr.) (44)
John Adams (63, 64, 65)
Don Adkins (63 64, 65)
Earl Adkins (55, 57, 58)
Paul Adkins (21, 22)
Marvin Akers (41, 42, 43)
Charles Alberts (25, 26)
Charles Aleksinas (78)
Ermal Allen (40, 41, 42)
Ed Allin (45)
Desmond Allison (99, 00)
Sean Alteri (Mgr.) (97)
Carl Althaus (43)
H.M. Amoss (04)
Derek Anderson (96, 97)
Dwight Anderson (79)
Milerd Anderson (34,35,36)
Jim Andrews (71, 72, 73)
Paul Andrews (84, 85, 86, 87)
Lee Andrus (03, 04)
Myron Anthony (98)
Phil Argento (67, 68, 69)
R.H. Arnett (04)
Jay Atkerson (Mgr.) (57, 58, 59)
Randy Azbill (Mgr.) (84, 85)

B

H.A. Babb (Mgr.) (11)
Adrian Back (42)
Stanley Baer (05, 06, 07)
Scotty Baesler (62, 63)
Mike Ballenger (82)
R.C. Barbee (06, 07, 09)
Cliff Barker (47, 48, 49)
Bill Barlow (43)
B. Barnett (11, 12, 13)
Dale Barnstable (47, 48, 49, 50)
Bobby Barton (Mgr.) (67)
Arthur Bash (18)
Dickey Beal (81, 82, 83, 84)
Ralph Beard (46, 47, 48, 49)
Bret Bearup (81, 83, 84, 85)
Todd Bearup (91)
Ed Beck (56, 57, 58)
Cecil Bell (31)
Winston Bennett (84, 85, 86, 88)
Cliff Berger (66, 67, 68)
Henry Besuden (26)
Bill Bibb (54)
Arthur Bicknell (40)
Doug Billips (Mgr.) (69, 70)
Jerry Bird (54, 55, 56)
James Blackmon (84, 85, 86, 87)
Crittenden Blair (34)
J.P. Blevins (99, 00)
Harry Bliss (35)
Keith Bogans (00)
Dave Bolen (Mgr.) (96, 97, 98)
Ralph Boren (24)
Brad Bounds (66, 67)
Sam Bowie (80, 81, 84)
Junior Braddy (90, 91, 92, 93)
Michael Bradley (98, 99)
Bob Brannum (44, 47)
Jeff Brassow (90, 91, 93, 94)
D.P. Branson (05, 06)
Wayne Breeden (Mgr.) (83)
John Brewer (55, 56, 57)
Leo Brewer (08)
Melvin Brewer (41, 42, 43)
G.C. Bridges (10)
Jake Bronston (30, 31)
Dale Brown (92, 93)
Steve Bruce (87)
T.R. Bryant (05, 06, 07)
Nathanial Buis (44)
Carey Burchett (Mgr.) (34)
Carroll Burchett (60, 61, 62)
L.S. Burhham (19, 20, 22,23)
Bob Burrow (55, 56)
Bill Busey (68)
Kirk Byars (Mgr.) (63)
Leroy Byrd (84, 85, 86)

C

Gerry Calvert (55, 56, 57)
Jules Camara (99, 00)
George Campbell (Mgr.) (35)
Kenton Campbell (45, 46)
Patrick Campbell (17, 18)
Burgess Carey (25, 26)
Ralph Carlisle (35, 36, 37)
Armiel Carman (Mgr.) (16)
Dwane Casey (76, 77, 78, 79)
Mike Casey (68, 69, 71)
Billy Ray Cassady (56, 57, 58)
J.S. Chambers (Mgr.) (09)
Rex Chapman (87, 88)
Truman Claytor (76, 77, 78, 79)
Steve Clevenger (66, 67, 68)
Marion Cluggish (38, 39, 40)
Bennie Coffman (59, 60)
Sid Cohen (59, 60)
L. Collinsworth (56, 57, 58)
Carl Combs (40)
Cecil Combs (28, 29, 30)
Charles Combs (38)
Larry Conley (64, 65, 66)
Jimmy Dan Conner (73, 74, 75)
Joe Coons (05)
Anthony Cooper (90)
Fred Cowan (78, 79, 80, 81)
Johnny Cox (57, 58, 59)
Hugh Coy (54)
John Crigler (56, 57, 58)
George Critz (64)
Larry Crosby (Mgr.) (65)
John S. Crosthwaite (10)
Albert Cummins (47)
Fred Curtis (37, 38, 39)

D

Louie Dampier (65, 66, 67)
Darrell Darby (31, 32, 33)
Howard Dardeen (59)
Ed Davender (85, 86, 87, 88)
Berkley Davis (34)
Bruce Davis (36)
Johnathon Davis (89, 90, 91)
Mulford Davis (43, 46, 47)
Robert Davis (37)
William Davis (33, 34)
David Deaton (Mgr.) (89)
Ted Deeken (62, 63, 64)
Claire Dees (27, 28, 29)
Tony Delk (93, 94, 95, 96)
John "Frenchy" DeMoisey (32, 33, 34)
Truitt DeMoisey (44)
Harry Denham (39)
Rodney Dent (93, 94)
Jim Dinwiddie (69, 70, 71)
J.A. Dishman (18, 19)
A.L. Dolan (06)
Mike Dolan (Mgr.) (52, 54)
Warfield Donohue (35, 36, 37)
H.H. Downing (08)
Pat Doyle (63)
Rick Drewitz (72, 73, 74)
Hunter Durham (Mgr.) (61, 62)
James Durham (45)

E

Ray Edelman (72, 73, 74)
Allen Edwards (95, 96, 97, 98)
Leroy Edwards (35)
Russell Ellington (35, 36)
LeRon Ellis (88, 89)
Randy Embry (63, 64, 65)
Kenneth England (41, 42)
Anthony Epps (94, 95, 96, 97)
Bill Evans (52, 54, 55)
Heshimu Evans (98, 99)
William Evans (Mgr.) (42)
J.C. Everett (19, 20)

F

H.L. Farmer (12, 13)
Richie Farmer (89, 90, 91, 92)
Keith Farnsely (39, 40, 41)
John Farris (Mgr.) (92, 94, 95)
J.B. Faulconer (Mgr.) (39)
Allen Feldhaus (60, 61, 62)
Deron Feldhaus (89, 90, 91, 92)
John Ferguson (Mgr.) (71)
Fred Fest (23)
Garrett Fitzpatrick (Mgr.) (41)
George Fletcher (Mgr.) (80, 81)
Chigger Flynn (Mgr.) (56)
Mike Flynn (73, 74, 75)
Bob Fowler (76)
Travis Ford (92, 93, 94)
W.C. Fox (07, 08, 09)

G

J.H. Gaiser (10, 11, 12)
Gary Gamble (66, 67, 68)
Kenneth Gayheart (Mgr.) (90, 91, 92, 94)



GERRY CALVERT



TRUMAN CLAYTOR



LARRY CONLEY



LOUIE DAMPIER



RANDY EMBRY


ALLEN FELDHAUS


DERON FELDHAUS


MIKE FLYNN


ROGER HARDEN


CHARLES HURT

Robert Gayheart (Mgr.) (89)
Chris Gettelfinger (80, 81)
Elmer Gilb (29)
Jeff Ginnan (89)
Jack Givens (75, 76, 77, 78)
Max Glickman (18)
James Goforth (35, 36, 37)
Zach Goines (Mgr.) (96, 97, 98, 99)
James Goodman (38, 39)
Phil Grawemeyer (54, 55, 56)
Sean Gray (Mgr.) (94, 95, 96, 97)
Kevin Grevey (73, 74, 75)
William Griffeth (Mgr.) (29)
Alex Groza (45, 47, 48, 49)
George Gumbert (14, 15, 16)
Bob Guyette (73, 74, 75)
J. White Guyn (04)

H

Cliff Hagan (51, 52, 54)
Joseph Hagan (36, 37, 38)
Jerry Hale (73, 74, 75)
Dan Hall (75)
Reggie Hanson (88, 89, 90, 91)
Roger Harden (83, 84, 85, 86)
Philip Haring (Mgr.) (36, 38)
Sam Harper (63, 64)
Tom Harper (64)
Carson Harreld (Mgr.) (65, 66)
Chris Harrison (92, 93, 94, 95)
W.C. Harrison (11, 12)
D.W. Hart (11, 12, 16)
Merion Haskins (75, 76, 77)
Vernon Hatton (56, 57, 58)
Basil Hayden (20, 21, 22)
Elmo Head (37, 38, 39)
Tom Heitz (80, 82, 83, 84)
G. Foster Helm (25, 27)
J.H. Herman (06)
Walter Hirsch (49, 51)
Walter Hodge (37)
Ryan Hogan (98, 99)
Joe Holland (46, 47, 48)
Joey Holland (76)
Kent Hollenbeck (70, 71, 72)
Derrick Hord (80, 81, 82, 83)
Aaron Howard (Mgr.) (98, 99, 00)
Mike Howard (Mgr.) (96, 97, 98)
Dick Howe (57, 58)
Lee Huber (39, 40, 41)
C.T. Hughes (24, 25)
Lowell Hughes (58, 59)
Harry Hurd (62)
Charles Hurt (80, 81, 82, 83)

I

R.Y. Ireland (16, 17)
Charles Ishmael (63, 64)
Dan Issel (68, 69, 70)

J

Ralph Jackowski (38)
Thad Jaracz (66, 67, 68)
Irvine Jeffries (28)
Cedric Jenkins (85, 86, 87, 88)
Paul Jenkins (26, 27, 28)
Ned Jennings (59, 60, 61)
Herbert Jerome (34)
Ellis Johnson (31, 32, 33)
Larry Johnson (74, 75, 76, 77)
Phil Johnson (56, 58, 59)
Walter Johnson (44)
Chris Jones (89)
Wallace Jones (46, 47, 48, 49)
James Jordan (47, 48)
David Judy (00)

K

Pat Kelly (05)
William P. Kemper (Mgr.) (05)
Ron Kennett (64)
Stan Key (70, 71, 72)
Jeff Kidder (Mgr.) (89)
James King (40, 41, 42)
William King (21, 22, 24)
A.M. Kirby (07)
William Kleiser (32)
Edwin Knadler (27)
Howard Kreuter (32, 33)
Tommy Kron (64, 65, 66)

L

Art Laib (68)
Ed Lander (42, 43)
Bo Lanter (80, 81, 82)
Phil Latham (Trn.) (74, 75)
Jason Lathrem (96)
Bob Lavin (20, 21, 22)
Dave Lawrence (33, 34, 35)
Roger Layne (51)
James Lee (75, 76, 77, 78)
Ken Lehkamp (Mgr.) (56, 57)
Jim LeMaster (66, 67, 68)
Larry Lentz (66)
Morris Levin (Mgr.) (31)
Garland Lewis (34, 35, 36)
Billy Ray Lickert (59, 60, 61)
James Line (47, 48, 49, 50)
Shelby Linville (50, 51, 52)
Ercel Little (32)
Steve Lochmueller (73, 74)
Robert Lock (85, 86, 87, 88)
Dutch Longworth (17)
Ronnie Lyons (72, 73, 74)

M

Kyle Macy (78, 79, 80)
Richard Madison (85, 86, 87, 88)
Jamaal Magloire (97, 98, 99, 00)
Eric Manuel (88)
F.L. Marx (10, 11)
B.G. Marsh (18)
Gimel Martinez (91, 92, 93, 94)
Jamal Mashburn (91, 92, 93)
Steve Masiello (97, 98, 99, 00)
Jim Master (81, 82, 83, 84)
James Mathewson (42)
Charles Maxson (Mgr.) (33)
Jack May (Mgr.) (35, 36)
John McAdam (Mgr.) (70)
Walter McCarty (94, 95, 96)
Paul McBrayer (28, 29, 30)
Bob McCowan (69, 72)
Jim McDonald (60, 61, 62)
James McFarland (24, 25, 26)
Skip McGaw (90)
Lawrence McGinnis (28, 29, 30)
Louis McGinnis (29, 30, 31)
Dan McHale (Mgr.) (98, 99, 00)
James McIntosh (37)
Troy McKinley (82, 83, 84, 85)
J. McKinney (Mgr.) (36, 37)
C.F. Meadors (12)
Ron Mercer (96, 97)
Hub Metry (Mgr.) (64, 65)
Derrick Miller (87, 88, 89, 90)
Cameron Mills (95, 96, 97, 98)
Chris Mills (89)
Don Mills (58, 59, 60)
Ray Mills (55, 56, 57)
Terry Mills (69, 70, 71)
Stanley Milward (28, 29, 30)
Will Milward (24, 25)
Dirk Minniefield (80, 81, 82, 83)
Terry Mobley (63, 64, 65)
Nazr Mohammed (96, 97, 98)
Gayle Mohney (26)
Bob Moore (Mgr.) (50, 51, 52)
Caleb Moore (Mgr.) (00)
Eric Moore (Mgr.) (89)
Ralph Morgan (13, 14, 15)
Jeff Morrow (Mgr.) (89, 90, 91, 92)
Tom Moseley (44)
Kevin Murphy (Mgr.) (98, 99, 00)

N

Cotton Nash (62, 63, 64)
Alonzo Nelson (45)
Roger Newman (61)
C.M. Newton (51)
Tommy Nichols (36)
Paul Noel (43)
Randy Noll (70)
Dan Omlor (Mgr.) (64)
Bernard Opper (37, 38, 39)
Hays Owens (28, 29, 30)

P

Scott Padgett (95, 97, 98, 99)
Harold Park (Mgr.) (45)
James Park (14)
Michael Parks (90)


DERRICK HORD


JAMES LEE


JIM LEMASTER


RONNIE LYONS


TERRY MILLS



C.M. NEWTON

Clyde Parker (43)
Ed Parker (Mgr.) (19)
J. Ed Parker (45, 46, 47)
Tom Parker (70, 71, 72)
Jack Parkinson (44, 45, 46, 48)
Dick Parsons (59, 60, 61)
Tom Payne (71)
Bart Peak (17)
Leonard Pearson (50)
John Pelphrey (89, 90, 91, 92)
Doug Pendygraft (62)
E.S. Penick (43)
Dan Perry (72)
George Perry (Mgr.)(54)
Mike Phillips (75, 76, 77, 78)
Frank Phipps (27)
Wayne Plummer (09)
Randy Pool (68, 69)
Mark Pope (95, 96)
Tommy Porter (66, 67, 68)
Shelby Post (08, 09)
Sam Potter (34)
William Poynz (21, 23)
Mike Pratt (68, 69, 70)
R.C. Preston (11, 12, 13, 14)
Jared Prickett (93, 94, 95, 97)
Tayshaun Prince (99, 00)
Linville Puckett (54)
Larry Pursiful (60, 61, 62)

R

Frank Ramsey (51, 52, 54)
Lloyd Ramsey (41, 42)
Tripp Ramsey (Mgr.) (76, 77)
Robert Reynolds (32)
Rodrick Rhodes (93, 94, 95)
A.T. Rice (23, 24)
S.H. Ridgeway (20, 21)



TOM PARKER

Andre Riddick (92, 93, 94, 95)
Carl Riefkin (23, 24)
Pat Riley (65, 66, 67)
R.N. Roark (04)
Roy Roberts (62, 63)
Rick Robey (75, 76, 77, 78)
Al Robinson (59)
William "Doc" Rodes (17)
William Rodes (09, 10)
Karl Rohs (25)
Don Rolfes (63)
Kenneth Rollins (43, 47, 48)
Van Buren Ropke (27)
Gayle Rose (52, 54, 55)
Harold Ross (56, 57, 58)
Ben Roth (Mgr.) (15)
Layton Rouse (38, 39, 40)
Willie Rouse (54)
Tony Russell (Mgr.) (94, 95, 96, 97)
Herky Rupp (61)

S

Forest Sale (31, 32, 33)
Charles Schrader (14, 17)
Wilber Schu (44, 45, 46)
Herschel Scott (13, 14, 15)
Mike Scott (87, 88, 89)
Jason Seamonds (Mgr.) (98, 99)
Jim Server (15, 16)
Evan Settle (33, 34)
A.P. Shanklin (18)
Shelby Shanklin (08)
James Sharpe (27)
Jeff Sheppard (94, 95, 96, 98)
Jay Shidler (77, 78, 79, 80)
Terry Shigg (87)
Oliver Simmons (96)



MARK POPE

Glenn Sims (Mgr.) (73)
George Skinner (33)
Bobby Slusher (59)
Adrian Smith (57, 58)
Bill Smith (56, 57, 58)
G.J. Smith (73, 74, 75)
G.K. Smith (21, 23)
Saul Smith (98, 99, 00)
Mark Soderberg (70)
Carey Spicer (29, 30, 31)
Bill Spivey (50, 51)
Vincent Splane (42)
Carl Staker (40, 41, 42)
Larry Stamper (71, 72, 73)
Larry Steele (69, 70, 71)
Tim Stephens (77, 78)
Gene Stewart (67)
Bobby Stilz (67)
C.P. St. John (04)
Brian Stocker (Mgr.) (94, 95, 96, 97)
Marvin Stone (00)
N. Stone (08)
John Strogh (45, 48)
Guy Strong (50)
William Sturgill (45, 46)
Anthony Summers (Mgr.) (98, 99, 00)
Todd Svoboda (93)
Don Sullivan (Mgr.) (78, 79)
Bill Surface (Mgr.) (55)
Sean Sutton (88, 89)

T

Todd Tackett (99, 00)
Bob Tallent (66)
Spencer Tatum (Mgr.) (89, 90, 91, 92)



HERKY RUPP

Vincent Tatum (Mgr.) (91, 92)
Bob Taylor (35)
Alan Theobald (Mgr.) (68)
H.C. Thomas (18, 19)
Henry Thomas (91, 92)
Irving Thomas (86, 87)
Roger Thomas (Mgr.) (82, 83)
Homer Thompson (37, 38, 39)
Tommy Thompson (Mgr.) (60)
Milton Ticco (41, 42, 43)
E.J. Tierney (35)
Clarence Tillman (79)
Aminu Timberlake (92, 93)
Jack Tingle (44, 45, 46, 47)
Carlos Toomer (91, 92)
Garland Townes (50)
Bill Trott (31)
Lou Tsioropoulos (51, 52, 54)
Jack Tucker (33, 34, 35)
Wayne Turner (96, 97, 98, 99)
Melvin Turpin (81, 82, 83, 84)
Paul Turrell (35)
William P. Tuttle (12, 13, 14 15)

U

Eiki Umezaki (Mgr.) (89)
Lovell Underwood (24, 25, 26)

V

Arthur Vastin (18)
Chuck Verderber (79, 80, 81, 82)
Frank Vogel (Mgr.) (96)
George Vulich (44, 45)

W

Antoine Walker (95, 96)



ADRIAN SMITH

J. Rice Walker (36, 37, 38)
Kenny Walker (83, 84, 85, 86)
Reggie Warford (76)
L.B. Waters (05)
Robert Watson (50, 51, 52)
A.J. Weisenberger (11, 13)
Wylie B. Wendt (06)
Leo Wenkley (Mgr.) (30)
Clint Wheeler (71)
Lucian Whitaker (50, 51, 52)
Waller White (40, 41, 42)
Don Whitehead (44)
E. Wiheling (21)
W.G. Wilkinson (23)
LaVon Williams (77, 78, 79, 80)
Maury Wilson (06, 07, 08)
W.C. Wilson (13)
Phil Whitt (Trn.) (77)
Sean Woods (90, 91, 92)
Charles Worthington (31, 32)
H.J. Wurtele (04)

Y

George Yates (30, 31, 33)
Humzey Yessin (Mgr.) (46, 47, 48, 49)
Rudy Yessin (44)

Z

George Zerfoss (16, 18)
Karl Zerfoss (13, 15, 16)
Tom Zerfoss (14)
Todd Ziegler (85, 86)



LARRY STAMPER



HENRY THOMAS



LOU TSIOROPOULOS



CHUCK VERDERBER



LAVON WILLIAMS

National Leader

Kentucky has had 15 players chosen consensus All-American 20 times, which leads all Division I teams. The first was Forest "Aggie" Sale in 1932 and the most recent was Ron Mercer in 1997.

The NCAA has used various teams for consensus selections and currently utilizes *The Sporting News*, The Associated Press, the National Association of Basketball Coaches and the U.S. Basketball Writers Association.



BASIL HAYDEN
Forward-1921
Paris High School
Paris, Ky.



BURGESS CAREY
Guard-1925
Lexington Senior High School
Lexington, Ky.



CAREY SPICER
Forward-1929, 31
Lexington Senior High School
Lexington, Ky.



PAUL McBRAYER
Guard-1930
Kavanaugh High School
Lawrenceburg, Ky.



FOREST SALE
Center-Forward-1932, 33**
Kavanaugh High School
Lawrenceburg, Ky.



ELLIS JOHNSON
Guard-1933
Ashland High School
Ashland, Ky.



JOHN DeMOISEY
Center-1934
Walton High School
Walton, Ky.



LeROY EDWARDS
*Center-1935**
Tech High School
Indianapolis, Ind.



DAVE LAWRENCE
Forward-1935
Corinth High School
Corinth, Ky.



BERNARD OPPER
Guard-1939
Morris High School
New York, N.Y.



LEE HUBER
Guard-1941
St. Xavier High School
Louisville, Ky.



BOB BRANNUM
*Center-1944**
Winfield High School
Winfield, Kan.



JACK PARKINSON
*Guard-1946***
Yorktown High School
Yorktown, Ind.



JACK TINGLE
Forward-1947
Trimble High School
Bedford, Ky.



RALPH BEARD
Guard-1947,48*,49**
Male High School
Louisville, Ky.



ALEX GROZA
Center-1947,48**,49**
Martins Ferry High School
Martins Ferry, Ohio



WALLACE JONES
*Forward-1949***
Harlan High School
Harlan, Ky.



BILL SPIVEY
*Center-1951**
Warner Robins High School
Warner Robins, Ga.



CLIFF HAGAN
Center-1952,54**
Owensboro High School
Owensboro, Ky.



FRANK RAMSEY
*Guard-1952,54***
Madisonville High School
Madisonville, Ky.



BOB BURROW
*Center-1956***
Wells High School
Wells, Texas



VERNON HATTON
Guard-1958
Lafayette High School
Lexington, Ky.



JOHNNY COX
*Forward-1959**
Hazard High School
Hazard, Ky.



COTTON NASH
Forward-Center
*1962**,63**,64**
Lake Charles High School
Lake Charles, La.



PAT RILEY
Forward-1966
Linton High School
Schenectady, N.Y.



LOUIE DAMPIER
*Guard-1966**, 67***
Southport High School
Indianapolis, Ind.



DAN ISSEL
*Center-1969**, 70**
Batavia High School
Batavia, Ill.



KEVIN GREVEY
*Forward-1974, 75***
Taft High School
Hamilton, Ohio



JACK GIVENS
*Forward-1977, 78***
Bryan Station High School
Lexington, Ky.



RICK ROBEY
*Forward-Center-1977, 78***
Brother Martin High School
New Orleans, La.



KYLE MACY
*Guard-1979,80**
Peru High School
Peru, Ind.

BASKETBALL HALL OF FAME • Enshrined in Springfield, Massachusetts



SAM BOWIE
*Center-1981***
Lebanon High School
Lebanon, Pa.



MELVIN TURPIN
*Center-1984***
Bryan Station High School
Lexington, Ky.



KENNY WALKER
*Forward-1985**,86**
Crawford Co. High School
Roberta, Ga.



ADOLPH RUPP
Inducted 1969



CLIFF HAGAN
Inducted 1977



FRANK RAMSEY
Inducted 1981



JAMAL MASHBURN
*Forward-1993**
Cardinal Hayes High School
New York, N.Y.



TONY DELK
*Guard-1996**
Haywood High School
Brownsville, Tenn.



RON MERCER
*Guard-Forward-1997**
Oak Hill Academy, Va.
Nashville, Tenn.



DAN ISSEL
Inducted 1993



CAWOOD LEDFORD
Inducted 1994



C.M. Newton
Inducted 2000

(37 PLAYERS CHOSEN 54 TIMES) *CONSENSUS; **2ND TEAM CONSENSUS

39 Wildcats Have Earned UK's Top Honor

As the videotape rolls through the 97-year history of the Kentucky basketball program, the highlights are numerous.

Seven national championships… numerous Southeastern Conference titles… last second shots… the trophies… the netcutting… victory upon victory. The pictures and images continue to roll.

Year-after-year, the Wildcats have defended national championships and produced a host of All-Americans. More recently, the UK program has stocked the NBA with top young talent.

But the ultimate honor for a Wildcat player or coach is to have his jersey retired. Through the years, 39 former players, coaches and contributors have received this recognition.

Last season, the jerseys of Bill Spivey (1950-51), Jamal Mashburn (1991-93) and Pat Riley (1965-67) were retired in pregame ceremonies on Jan. 19.

The late Spivey, who was represented by his widow and son, was college basketball's Player of the Year in 1951. The All-American center known as the "Georgia Pine" from Macon, Ga., stood 7-foot tall and was considered the first "big man" who could run the floor.

Mashburn, now in his eighth NBA season, is credited with accelerating Coach Rick Pitino's rebuilding efforts in the 1990s. The 6-8 forward from New York was a three-time All-SEC performer and a consensus All-American in 1993, when he led the Wildcats to their first Final Four in nine seasons.

Riley, who did not attend the ceremony, was a 6-4 forward from Schenectady, N.Y. and a member of UK's famed Rupp's Runts of 1966. That season was his best, earning All-SEC and All-American honors while leading the Cats on a 23-game win streak and a berth in the national championship game.

According to former UK sports information director Russell Rice, the first jersey to be retired was Layton "Mickey" Rouse, an All-Southeastern Conference guard who captained the 1940 UK squad. At the annual banquet following the season, Coach Adolph Rupp surprised Rouse when he presented him his entire uniform.



The family of the late Bill Spivey and Jamal Mashburn (right) took a break from his NBA schedule to be honored at retirement ceremonies last season.

Following the 1949 season, Rupp honored the four seniors from the back-to-back national championship teams — Cliff Barker, Ralph Beard, Alex Groza and Wallace "Wah, Wah" Jones, along with 1948 team captain Kenny Rollins — by retiring their jerseys and stating that their numbers would never be worn again by a Kentucky player. It was then that they were tagged "the Fabulous Five" after Rupp made mention there would never be another team that "fabulous."

However, with the streamlining of jersey numbers by the NCAA, the jerseys are retired but the numbers remain active.

In the last decade, former UK athletics director C.M. Newton stepped up the effort, honoring top Wildcats annually. Others have been selected for the basketball program's highest honor, including Cawood Ledford, the radio Voice of the Wildcats for 39 years.

In 1997, Bill Keightley, the lovable and dedicated equipment manager known as "Mr. Wildcat," also was selected. And the great coaches have been honored as well — Rupp, Hall and Pitino.

Each selection has been presented with a framed jersey and a banner proudly hung from the Rupp Arena rafters.

And as the film clip continues, there's sure to be a sequel in the works.

In recognition of outstanding contributions to the University of Kentucky basketball program, the UK Athletics Department has retired jerseys honoring the following:



Basil Hayden
1920-21-22



Carey Spicer
1929-30-31



Adolph Rupp
Head Coach
1931-72



Forest "Aggie" Sale
1931-32-33



7 - John "Frenchy"
DeMoisey
1932-33-34



4-Layton "Mickey"
Rouse
1938-39-40



★26 - Kenny Rollins
1943-47-48



★15 - Alex Groza
1945-47-48-49



★12 - Ralph Beard
1946-47-48-49



★27 - Wallace Jones
1946-47-48-49



★22 - Cliff Barker
1947-48-49



77 - Bill Spivey
1950-51



*30 - Frank Ramsey
1951-52-54



*6 - Cliff Hagan
1951-52-54



*16 - Lou Tsioropoulos
1951-52-54



*42 - Billy Evans
1952-54-55



*20 - Gayle Rose
1952-54-55



Cawood Ledford
"Voice of the Wildcats"
1953-92



*22 - Jerry Bird
1954-55-56



*44 - Phil Grawemeyer
1954-55-56



50 - Bob Burrow
1955-56



52 - Vernon Hatton
1956-57-58



24 - Johnny Cox
1957-58-59



Bill Keightley "Mr. Wildcat"
Equipment Manager
1962-



44 - Cotton Nash
1962-63-64



10 - Louie Dampier
1965-66-67



42 - Pat Riley
1965-66-67



44 - Dan Issel
1968-69-70 UK's
All -Time Leading Scorer



Coach Joe B. Hall
Head Coach
1973-85



35 - Kevin Grevey
1973-74-75



21 - Jack Givens
1975-76-77-78



53 - Rick Robey
1975-76-77-78



4 - Kyle Macy
1978-79-80



32 - Richie Farmer
1989-90-91-92



12 - Deron Feldhaus
1989-90-91-92



34 - John Pelphrey
1989-90-91-92



11 - Sean Woods
1990-91-92



24 - Jamal Mashburn
1991-92-93



Rick Pitino
Head Coach
1990-1997

*Member of 1954 Undefeated National Champions ★Member of "The Fabulous Five," 1948 National Champions & Olympic Gold Medalists

OLYMPIC GOLD MEDAL WINNERS

(With seven players winning the coveted medal of Olympic participation, the University of Kentucky leads the nation in honorees.)

Players:

Wallace Jones	1948
Cliff Barker	1948
Ralph Beard	1948
Alex Groza	1948
Kenny Rollins	1948
Billy Evans	1956
Adrian Smith	1960
Sam Bowie	*1980

Coaches:

Adolph Rupp	1948

*United States boycotted the Moscow Games. Bowie awarded a medal by President Carter.

PAN AMERICAN GOLD MEDAL WINNERS

Billy Evans	1958
Adrian Smith	1959
Rick Robey	1975
Kyle Macy	1979
Jim Master	1983

PAN AMERICAN SILVER MEDAL WINNER

Rex Chapman	1987

TOURNAMENT OF AMERICAS GOLD MEDAL WINNER

Tubby Smith	2000

LEADERSHIP AWARD

2000	Jamaal Magloire, Steve Masiello
1999	Wayne Turner
1998	Cameron Mills
1997	Anthony Epps
1994	Travis Ford
1993	Junior Braddy
1992	John Pelphrey
1991	Reggie Hanson
1990	Reggie Hanson
1989	Sean Sutton
1988	Ed Davender
1987	Paul Andrews
1986	Roger Harden
1985 (tie)	Kenny Walker, Winston Bennett
1984	Dickey Beal
1983	Charles Hurt
1982	Chuck Verderber
1981	Chuck Verderber
1980	Kyle Macy
1979	Kyle Macy
1978	Kyle Macy
1977	Rick Robey
1976	Jack Givens
1975	Jimmy Dan Conner
1974	Bob Guyette
1973	Kevin Grevey
1972	Stan Key
1971	Larry Steele
1970	Dan Issel
1969	Dan Issel
1968 (tie)	Thad Jaracz, Cliff Berger
1967 (tie)	Louie Dampier, Pat Riley
1966 (tie)	Larry Conley, Tommy Kron
1965	Terry Mobley
1964	Larry Conley
1963	Roy Roberts
1962	Larry Pursiful
1961	Dick Parsons
1960	Dick Parsons
1959	Johnny Cox
1958	Vernon Hatton
1957	Ed Beck
1956	Bob Burrow
1955	Bill Evans
1954	Frank Ramsey
1953	Not awarded
1952	Frank Ramsey
1951	Frank Ramsey

MOST VALUABLE PLAYER

2000	
1999	Tayshaun Prince
1998	Wayne Turner
1997	Jeff Sheppard
1996	Ron Mercer
1995	Tony Delk
1994	Tony Delk, Rodrick Rhodes, Walter McCarty
1993	Travis Ford, Tony Delk
1992	Jamal Mashburn
1991 (tie)	Jamal Mashburn, Reggie Hanson, John Pelphrey
1990	Reggie Hanson
1989	Chris Mills
1988	Rex Chapman
1987	Ed Davender
1986	Kenny Walker
1985	Kenny Walker
1984 (tie)	Sam Bowie, Melvin Turpin
1983 (tie)	Dirk Minniefield, Melvin Turpin
1982 (tie)	Derrick Hord, Dirk Minniefield
1981 (tie)	Sam Bowie, Dirk Minniefield
1980	Kyle Macy
1979	Kyle Macy
1978 (tie)	Jack Givens, Rick Robey
1977	Jack Givens
1976 (tie)	Jack Givens, Mike Phillips
1975	Kevin Grevey
1974	Kevin Grevey
1973	Jim Andrews
1972	Tom Parker
1971	Larry Steele
1970 (tie)	Dan Issel, Mike Pratt
1969	Dan Issel
1968	Mike Casey
1967 (tie)	Louie Dampier, Pat Riley
1966 (tie)	Pat Riley, Louie Dampier
1965	Pat Riley
1964 (tie)	Cotton Nash, Larry Conley
1963	Ted Deeken
1962	Cotton Nash

OUTSTANDING SENIOR

1999	Scott Padgett
1998	Allen Edwards
1997	Jared Prickett
1991	Reggie Hanson
1990	Derrick Miller
1989	Mike Scott
1988	Winston Bennett
1987	James Blackmon
1986	Kenny Walker
1985	Bret Bearup
1984	Sam Bowie
1983	Derrick Hord
1982	Chuck Verderber
1981	Fred Cowan
1980	Kyle Macy
1979	Truman Claytor
1978 (tie)	Jack Givens, Rick Robey
1977	Larry Johnson
1976	Reggie Warford
1975	Kevin Grevey
1974	Ronnie Lyons
1973	Jim Andrews
1972	Tom Parker
1971	Mike Casey
1970	Dan Issel
1969	Phil Argento
1968	Thad Jaracz
1967 (tie)	Louie Dampier, Pat Riley
1966 (tie)	Larry Conley, Tommy Kron
1965	John Adams

BEST FIELD GOAL PERCENTAGE

2000	Jamaal Magloire	148 of 246—50.0%
1999	Michael Bradley	157 of 239—65.7%
1998	Nazr Mohammed	190 of 318—59.7%

FEWEST TURNOVERS

1995	Tony Delk (51)
1994	Jeff Brassow (20)
1993	Dale Brown (58), Rodney Dent (41)
1992	Richie Farmer (32)
1991	Jeff Brassow (28)
1990	Deron Feldhaus (54)
1989	Derrick Miller (62)
1988	Eric Manuel (29)
1987	Derrick Miller (22)
1986	Kenny Walker (54)
1985	Bret Bearup (36)
1984	Kenny Walker (40)
1983	Charles Hurt (39)
1982	Charles Hurt (31)
1981	Charles Hurt (31)
1980	Kyle Macy (60)
1979	Kyle Macy (63)
1978	Jack Givens (52)
1977	Jack Givens (53)
1976	Reggie Warford (46)
1975	Bob Guyette (50)
1974	Ronnie Lyons (37)
1973	Ronnie Lyons (46)

MOST REBOUNDS

1998	Nazr Mohammed (282)
1995	Mark Pope (207)
1994	Jared Prickett (232)
1993	Jamal Mashburn (284)
1992	Jamal Mashburn (281)
1991	Jamal Mashburn (195)
1990	Reggie Hanson (200)
1989	Chris Mills (277)
1988	Winston Bennett (258)
1987	Richard Madison (216)
1986	Kenny Walker (276)
1985	Kenny Walker (315)
1984	Sam Bowie (313)
1983	Melvin Turpin (195)
1982	Melvin Turpin (212)
1981	Sam Bowie (254)
1980	Sam Bowie (276)
1979	Lavon Willlams (213)
1978	Rick Robey (261)
1977	Rick Robey (273)
1976	Mike Phillips (295)
1975	Rick Robey (214)
1974	Bob Guyette (205)
1973	Jim Andrews (348)
1972	Jim Andrews (315)
1971	Tom Payne (283)
1970	Dan Issel (369)
1969	Dan Issel (321)
1968	Dan Issel (428)
1967	Thad Jaracz (215)
1966	Pat Riley (259)
1965	John Adams

BEST VARSITY FREE THROW SHOOTER

2000	J.P. Blevins	19 of 25—76.0%
1999	Heshimu Evans	94 of 128—73.4%
1998	Scott Padgett	87 of 102—85.3%
1995	Anthony Epps	58 of 80—85.0%
1994	Travis Ford	103 of 113—91.2%
1993	Travis Ford	104 of 118—88.1%
1992	Gimel Martinez	68 of 77—88.3%
1991	Richie Farmer	64 of 76—84.2%
1990	Richie Farmer	50 of 59—84.7%
1989	Richie Farmer	24 of 28—85.7%
1988	Ed Davender	149 of 171—87.1%
1987	Ed Davender	107 of 145—73.8%
1986	Roger Harden	26 of 31—83.4%
1985	Richard Madison	31 of 38—81.6%
1984	Jim Master	60 of 74—81.1%
1983	Derrick Hord	65 of 79—82.3%
1981	Dirk Minniefield	55 of 63—87.3%
1980	Kyle Macy	104 of 114—91.2%
1979	Kyle Macy	112 of 129—86.8%
1978	Kyle Macy	115 of 129—89.2%
1977	Jack Givens	94 of 113—83.2%
1976	Jack Givens	116 of 140—82.9%
1975	Rick Robey	51 of 63—81.0%
1974	Kevin Grevey	83 of 100—83.0%
1973	Steve Lochmueller	33 of 38—86.8%

(Donated Prior to 1973 by Adolph Rupp)

1972	Ronnie Lyons	70 of 80—87.5%
1971	Kent Hollenbeck	82 of 93—88.2%
1970	Larry Steele	45 of 49—91.8%
1969	Phil Argento	47 of 61—77.0%
1965	Louie Dampier	84 of 100—84.0%
1964	Tommy Kron	28 of 34—82.3%
1963	Scotty Baesler	59 of 69—85.5%
1962	Larry Pursiful	89 of 109—81.6%

BEST REBOUNDER

(Goes after the ball the hardest)

2000 ..... Jamaal Magloire
1999 ..... Scott Padgett
1998 ..... Nazr Mohammed
1997 ..... Nazr Mohammed
1996 ..... Antoine Walker
1995 ..... Mark Pope
1994 ..... Tony Delk

MOST ASSISTS

1998 ..... Wayne Turner (173)
1989 ..... Sean Sutton (146)
1988 ..... Ed Davender (131)
1987 ..... Rex Chapman (103)
1986 ..... Roger Harden (232)
1985 ..... Roger Harden (142)
1984 ..... Dickey Beal (133)
1983 ..... Dirk Minniefield (189)
1982 ..... Dirk Minniefield (188)
1981 ..... Dirk Minniefield (151)
1980 ..... Kyle Macy (163)
1979 ..... Kyle Macy (129)
1978 ..... Kyle Macy (178)
1977 ..... Larry Johnson (143)
1976 ..... Larry Johnson (98)
1975 (tie) ..... Jimmy Dan Conner (106)
..... Mike Flynn (106)
1974 ..... Mike Flynn (83)
1973 ..... Jimmy Dan Conner (83)
1972 ..... Stan Key (89)
1971 ..... Larry Steele (93)
1970 ..... Mike Pratt (99)
1969 ..... Mike Casey (129)
1968 ..... Mike Pratt (82)
1967 ..... Pat Riley (68)
1966 ..... Larry Conley (100)

BEST PLAYMAKER

2000 ..... Saul Smith
1999 ..... Wayne Turner
1998 ..... Wayne Turner
1996 ..... Anthony Epps
1995 ..... Rodrick Rhodes
1994 ..... Travis Ford
1993 ..... Travis Ford
1992 ..... Sean Woods
1991 ..... Sean Woods
1990 ..... John Pelphrey

BEST DEFENSIVE PLAYER

2000 ..... Jamaal Magloire
1999 ..... Jamaal Magloire
1998 ..... Jamaal Magloire
1997 (tie) ..... Jamaal Magloire, Wayne Turner
1996 ..... Tony Delk
1995 ..... Tony Delk
1993 ..... Dale Brown
1992 ..... Dale Brown
1991 ..... Reggie Hanson
1990 ..... Assistant Coaches
1989 ..... Reggie Hanson
1988 ..... Ed Davender
1987 ..... Ed Davender
1986 (tie) ..... Ed Davender, Winston Bennett
1985 ..... Winston Bennett
1984 ..... Kenny Walker
1983 ..... Dirk Minniefield
1982 ..... Dirk Minniefield
1981 ..... Dirk Minniefield
1980 ..... Dirk Minniefield
1979 ..... Truman Claytor
1978 ..... Truman Claytor
1977 ..... Larry Johnson
1976 ..... Larry Johnson
1975 ..... Mike Flynn
1974 ..... Larry Johnson
1973 ..... Mike Flynn

MOST CHARGES

2000 ..... Saul Smith
1999 ..... Wayne Turner
1998 ..... Allen Edwards
1989 ..... Sean Sutton & LeRon Ellis
1988 ..... Rob Lock

THREE-POINT AWARD

(Presented by Central Bank)

2000 ..... J.P. Blevins
1999 ..... Desmond Allison
1998 ..... Cameron Mills
1997 ..... Cameron Mills
1996 ..... Tony Delk
1995 ..... Chris Harrison

REGGIE HANSON SACRIFICE AWARD

(Presented in the name of Reggie Hanson to a player who makes great personal sacrifice for the sake of the team)

1998 ..... Steve Masiello
1997 ..... Jeff Sheppard
1996 ..... Jeff Sheppard
1995 ..... Jared Prickett
1994 ..... Jeff Brassow
1993 ..... Todd Svoboda
1992 ..... Sean Woods
1991 ..... Deron Feldhaus

MOST IMPROVED PLAYER

2000 ..... J.P. Blevins, Jules Camara
1999 ..... Michael Bradley
1998 ..... Michael Bradley
1997 ..... Scott Padgett
1996 ..... Allen Edwards
1995 ..... Jeff Sheppard
1994 ..... Anthony Epps
1993 ..... Andre Riddick
1992 ..... Gimel Martinez
1991 ..... Richie Farmer
1990 ..... Deron Feldhaus

MR. HUSTLE

2000 ..... Saul Smith
1999 ..... Ryan Hogan
1998 ..... Heshimu Evans
1997 ..... Jared Prickett
1996 ..... Derek Anderson
1995 ..... Mark Pope
1994 ..... Jeff Brassow
1993 ..... Jared Prickett
1992 ..... Deron Feldhaus
1991 ..... Jeff Brassow
1990 ..... Deron Feldhaus

MOST POSITIVE

2000 ..... Steve Masiello
1999 ..... Jules Camara
1998 (tie) ..... Saul Smith, Cameron Mills
1997 ..... Derek Anderson
1996 ..... Mark Pope
1995 ..... Walter McCarty

MOST COURAGEOUS

2000 ..... Marvin Stone
1999 ..... Saul Smith
1998 ..... Allen Edwards

STUDENT - ATHLETE OF THE YEAR

2000 ..... J.P. Blevins
1999 ..... Scott Padgett
1998 ..... Jeff Sheppard
1997 ..... Cameron Mills
1995 ..... Mark Pope
1994 ..... Mark Pope
1993 ..... Travis Ford
1992 ..... Travis Ford
1991 ..... Todd Bearup
1990 ..... John Pelphrey
1989 ..... Mike Scott
1988 ..... Cedric Jenkins
1987 ..... Paul Andrews
1986 ..... Kenny Walker
1985 ..... Bret Bearup
1984 ..... Jim Master
1983 ..... Derrick Hord
1982 ..... Chuck Verderber
1981 ..... Chris Gettelfinger
1980 ..... Kyle Macy
1979 ..... Dwane Casey
1978 ..... Jack Givens
1977 ..... Merion Haskins
1976 ..... Reggie Warford
1975 ..... Bob Guyette
1974 ..... Ray Edelman
1973 ..... Dan Perry
1972 ..... Tom Parker
1971 ..... Jim Dinwiddie
1970 ..... Dan Issel
1969 ..... Phil Argento
1968 ..... Cliff Berger
1967 ..... Louie Dampier
1966 ..... Tommy Kron

FRESHMAN LEADERSHIP

2000 ..... Keith Bogans
1999 ..... Tayshaun Prince
1998 ..... Saul Smith
1989 ..... Chris Mills
1988 ..... Eric Manuel
1987 ..... Rex Chapman
1986 ..... Irving Thomas
1985 ..... Ed Davender
1984 ..... Winston Bennett
1983 ..... Kenny Walker
1982 ..... Troy McKinley
1981 ..... Dickey Beal
1980 (tie) ..... Derrick Hord, Charles Hurt
1979 ..... Chuck Verderber
1978 ..... Fred Cowan
1977 ..... Tim Stephens
1976 ..... Dwane Casey
1975 ..... Rick Robey
1974 ..... Merion Haskins
1973 ..... Reggie Warford
1972 ..... Jimmy Dan Conner
1971 ..... Ronnie Lyons
1970 ..... Doug Flynn
1969 ..... Randy Noll
1968 ..... Greg Starrick
1967 ..... Dan Issel
1966 ..... Phil Argento
1965 ..... Jim LeMaster

110 PERCENT AWARD

1998 ..... Jeff Sheppard
1989 ..... Deron Feldhaus
1988 ..... Rob Lock
1987 (tie) ..... Terry Shigg, Steve Bruce
1986 ..... Winston Bennett
1985 ..... Kenny Walker
1984 ..... Winston Bennett
1983 ..... Charles Hurt, Jim Master
1982 ..... Dirk Minniefield
1981 ..... Chuck Verderber
1980 ..... Jay Shidler, Lavon Williams
1979 ..... Dwight Anderson, Lavon Williams
1978 ..... Dwane Casey
1977 ..... Larry Johnson
1976 ..... Reggie Warford
1975 ..... Larry Johnson
1974 ..... Jerry Hale
1973 ..... Ronnie Lyons
1972 ..... Larry Stamper
1971 ..... Larry Steele
1970 ..... Coach Adolph Rupp
1969 ..... Mike Pratt
1968 ..... Mike Casey
1967 ..... Brad Bounds
1966 ..... Larry Conley
1965 ..... Pat Riley
1964 ..... Larry Conley
1963 ..... Roy Roberts
1962 ..... Carrol Burchett

TEAM PLAYER

1998 ..... Ryan Hogan

BEST INDIVIDUAL WORKOUT

2000 ..... Jamaal Magloire, Saul Smith
1999 (tie) ..... Jamaal Magloire, Wayne Turner
1998 ..... Myron Anthony

FAN OF THE YEAR

1998 ..... Bob Wiggins
1995 ..... Slim Flannery
1992 ..... Karlyn Kelley
1991 ..... Evan Settle
1990 ..... Gov. A. B. "Happy" Chandler
1989 ..... Van Florence & Doug Sizemore
1988 ..... John Burford
1976 ..... Jack Madden

MR. DEFLECTION

2000 ..... Jamaal Magloire
1999 ..... Wayne Turner
1998 ..... Wayne Turner
1997 ..... Derek Anderson
1994 ..... Rodrick Rhodes
1993 ..... Dale Brown
1992 ..... Sean Woods
1991 ..... Reggie Hanson
1990 ..... Reggie Hanson and John Pelphrey

SHIVELY MEMORIAL PLAQUE

(Presented by Notre Dame University in Memory of the late UK Athletic Director, Bernie Shively, to the Most Valuable Player In Kentucky-Notre Dame Game)

1988 ..... LeRon Ellis (Kentucky)
1981 ..... Melvin Turpin (Kentucky)
..... John Paxson (Notre Dame)
1980 ..... Kelly Tripucka (Notre Dame)
1979 ..... Kyle Macy (Kentucky)
1978 ..... Dwight Anderson (Kentucky)
1977 ..... Kyle Macy (Kentucky)
1976 ..... Jack Givens (Kentucky)
1975 ..... Truman Claytor (Kentucky)
..... Adrian Dantley (Notre Dame)
1974 ..... Larry Johnson (Kentucky)
1973 ..... John Shumate (Notre Dame)
1972 ..... Jim Andrews (Kentucky)
1971 ..... Tom Parker (Kentucky)
1970 ..... Austin Carr (Notre Dame)
1969 ..... Mike Pratt (Kentucky)
1968 ..... Phil Argento (Kentucky)
1967 ..... Mike Casey (Kentucky)

TENNESSEE CLUB SEC AWARDS

1970 ..... Dan Issel, Rebounder
1968 ..... Cliff Berger, Academic
1967 ..... Louie Dampier, Shooter
1967 ..... Pat Riley, Sportsmanship

ALL-SOUTHEASTERN CONFERENCE

(76 PLAYERS CHOSEN FIRST TEAM 133 TIMES)

Ellis Johnson (G) 1933
Forest Sale (C) 1933
John DeMoisey (F) ..... 1933, '34
Bill Davis (G) 1934
Leroy Edwards (C) 1935
Dave Lawrence (F) 1935
Ralph Carlisle (F) ..... 1936, '37
Warfield Donohue (G) 1937
Bernie Opper (G) ..... 1938, '39
Layton Rouse (G) 1940
Lee Huber (G) 1941
James King (C) 1941
Marvin Akers (F) ..... 1941, '43
Ermal Allen (F) 1942
Melvin Brewer (C) 1943
Bob Brannum (C) 1944
Jack Parkinson (G) ..... 1944, '45, '46
Jack Tingle (F) ..... 1944, '45, '46, '47
Kenton Campbell (C) 1945
Ralph Beard (G) ..... 1946, '47, '48, '49
Wallace Jones (F) ..... 1946, '47, '48, '49
Joe Holland (F) 1947
Alex Groza (C) ..... 1948, '49
Kenny Rollins (G) ..... 1947, '48
Jim Line (F) 1950
Bill Spivey (C) ..... 1950, '51
Walt Hirsch (F) 1951
Shelby Linville (F) 1951
Bobby Watson (G) ..... 1951, '52
Frank Ramsey (G) ..... 1951, '52, '54
Cliff Hagan (C) ..... 1952, '54
Bill Evans (G-F) 1955
Bob Burrow (C) ..... 1955, '56
Johnny Cox (F) ..... 1957, '58, '59
Vernon Hatton (G) 1958
Don Mills (C) 1960
Bill Lickert (F-G) ..... 1959, '60, '61
Larry Pursiful (G) 1962
Cotton Nash (C-F) ..... 1962, '63, '64
Ted Deeken (F) 1964
Tommy Kron (G) ..... 1965, '66
Pat Riley (F) ..... 1965, '66
Thad Jaracz (C-F) 1966
Larry Conley (F) 1966
Louie Dampier (G) ..... 1965, '66, '67
Mike Casey (G) ..... 1968, '69, '71
Dan Issel (C) ..... 1968, '69, '70
Mike Pratt (F) ..... 1969, '70
Larry Steele (F) 1971
Tom Parker (F) ..... 1971, '72
Tom Payne (C) 1971
Jim Andrews (C) ..... 1972, '73
Kevin Grevey (F) ..... 1973, '74, '75
Jack Givens (F) ..... 1976, '77, '78
Rick Robey (F) ..... 1977, '78
Kyle Macy (G) ..... 1978, '79, '80
Sam Bowie (C) ..... 1980, '81
Derrick Hord (F) 1982
Melvin Turpin (C) ..... 1983, '84
Kenny Walker (F) ..... 1985, '86
Winston Bennett (F) ..... 1986, '88
Rex Chapman (G) ..... 1987, '88
Ed Davender (G) ..... 1987, '88
LeRon Ellis (C) 1989
Chris Mills (F) 1989
Reggie Hanson (C) ..... 1990, '91
Derrick Miller (G) 1990
John Pelphrey (F) 1991
Jamal Mashburn (F) ..... 1991, '92, '93
Travis Ford (G) 1993
Tony Delk (G) ..... 1995, '96
Antoine Walker (F) 1996
Ron Mercer (G-F) 1997
Nazr Mohammed (C) 1998
Scott Padgett (F) 1999
Jamaal Magloire (C) 2000



Two-time Final Four MVP, Alex Groza.

ALL-NCAA TOURNAMENT

(FINAL FOUR)

Alex Groza (C) ..... 1948•, '49•
Bill Spivey (C) 1951
Shelby Linville (F) 1951
Vernon Hatton (G) 1958
Johnny Cox (F) 1958
Pat Riley (F) 1966
Louie Dampier (G) 1966
Kevin Grevey (F) 1975
Jack Givens (F) ..... 1978•
Rick Robey (F) 1978
Jamal Mashburn (F) 1993
Tony Delk (G) ..... 1996•
Ron Mercer (F) ..... 1996, '97
Scott Padgett (F) ..... 1997, '98
Jeff Sheppard ..... 1998•
•*Chosen Most Valuable Player*

(REGIONAL)

Alex Groza (C) ..... 1948•, '49•
Bill Spivey (C) 1951
Bob Burrow (C) ..... 1955, '56
Gayle Rose (G) 1958
Vernon Hatton (G) 1958
Johnny Cox (F) ..... 1957, '58, '59
Bill Lickert (F) 1961
Larry Pursiful (G) 1962
Cotton Nash (C-F) 1962
Pat Riley (F) ..... 1966•
Louie Dampier (G) 1966
Mike Casey (G) 1968
Dan Issel (C) ..... 1968, '69, '70
Jim Andrews (C) ..... 1972, '73
Jimmy Dan Conner (G) 1975
Jack Givens (F) ..... 1977, '78
Mike Phillips (C) 1978
Kyle Macy (G) ..... 1978•
Fred Cowan (F) 1980
Jim Master (G) 1983
Melvin Turpin (C) ..... 1983, '84
Dickey Beal (G) ..... 1984•
Sam Bowie (F) 1984
Kenny Walker (F) ..... 1985, '86
Winston Bennett (F) 1986
Jamal Mashburn (F) ..... 1992, '93
Sean Woods (G) 1992
Travis Ford (G) ..... 1993•
Jared Prickett (F) 1993
Tony Delk (G) ..... 1995, '96•
Derek Anderson (G-F) 1996
Anthony Epps (G) 1996
Antoine Walker (F) 1996
Ron Mercer (G-F) ..... 1997•
Wayne Turner (G) ..... 1997, '98•
Scott Padgett 1998
Jeff Sheppard 1998
Scott Padgett 1999
•*Chosen Most Valuable Player*

KENTUCKY ACADEMIC ALL-AMERICANS

Louie Dampier	Guard	1966-67
Larry Conley	Guard	1969
Dan Issel	Center	1970
Mike Pratt	Forward	1970
Mike Casey	Guard	1971
Bob Guyette	Forward	1975
Jimmy Dan Conner	Guard	1975
Kyle Macy	Guard	1979

ALL-SOUTHERN CONFERENCE

Paul Jenkins (G) 1926
Carey Spicer (G) 1929-31
Louis McGinnis (F) 1931
George Yates (G) 1931
Ellis Johnson (C-F) 1932

KENTUCKY ACADEMIC ALL-SOUTHEASTERN CONFERENCE

Roy Roberts	Forward	1962
Larry Conley	Guard	1964, '65
Louie Dampier	Guard	1966, '67
Cliff Berger	Center	1966, '68
Mike Pratt	Forward	1970
Dan Issel	Center	1970
Mike Casey	Forward	1971
Tom Parker	Center	1971
Bob Guyette	Center	1974
Jimmy Dan Conner	Guard	1975
Kyle Macy	Guard	1979
•Chuck Verderber	Forward	1980, '81, '82
Winston Bennett	Forward	1985
Bret Bearup	Center	1985
Rex Chapman	Guard	1988
Cedric Jenkins	Guard	1988
John Pelphrey	Guard	1990
Travis Ford	Guard	1992, '93, '94
Mark Pope	Center	1995
Jeff Sheppard	Guard	1995
Steve Masiello	Guard	1998
Scott Padgett	Forward	1998, '99
J.P. Blevins	Guard	2000

•*Only the third player in conference history to be named Academic ALL-SEC three times.*

ALL-SIAA TOURNAMENT

Paul Adkins (C) 1921
Bill King (F) 1921
Bob Lavin (G) 1921

BASKETBALL TRIVIA

QUESTION: Who are the top two career scorers in the now defunct American Basketball Association (ABA 1967-76)?

ANSWER: Two former Kentucky All-Americans. The leader is Louie Dampier, who scored 13,725 points, an average of 18.9 in nine years with the Kentucky Colonels, and second is Dan Issel, who scored 12,823 points, an average of 25.6 in six years with the Kentucky Colonels and Denver Nuggets.

NCAA championships

UCLA	11
KENTUCKY	7
Indiana	5
North Carolina	3

NCAA Final Fours

North Carolina	15	1946-00
UCLA	14	1962-95
Kentucky	13	1942-98
Duke	12	1963-99
Kansas	10	1940-93

NCAA Final Four Wins

UCLA	24	1962-95
Kentucky	17	1942-98
Duke	12	1963-99
Indiana	11	1940-92
North Carolina	11	1946-97

current consecutive tournament appearances

North Carolina	26	1975-00
Arizona	16	1985-00
Indiana	15	1986-00
UCLA	12	1989-00
Kansas	11	1990-00
Temple	11	1990-00
Cincinnati	9	1992-00
KENTUCKY	9	1992-00

NCAA tournament appearances

KENTUCKY	41	1942-00
UCLA	35	1950-00
North Carolina	34	1941-00
Indiana	29	1940-00
Kansas	29	1940-00
Louisville	28	1951-00

tournament games

KENTUCKY	121	1942-00
North Carolina	114	1941-00
UCLA	105	1950-00
Duke	89	1955-00
Kansas	87	1940-00

tournament wins

KENTUCKY	85	1942-00
North Carolina	80	1941-00
UCLA	76	1950-00
Duke	67	1955-00
Kansas	60	1940-00

tournament winning percentage

Duke	75.3	67-22
UCLA	73.1	76-28
KENTUCKY	70.2	85-36
North Carolina	70.2	80-34
UNLV	70.0	30-13

UK IN THE NCAA

Kentucky has made *41 appearances in the NCAA Tournament — more than any other school. Kentucky has captured the NCAA title seven times. UCLA is the only school that can boast of more NCAA Tournament titles than Kentucky. Through the years, Kentucky has racked up an impressive 85-36 NCAA Tournament record.

KENTUCKY IN THE NCAA RECORD BOOK

THE WILDCATS HOLD NUMEROUS RECORDS IN NCAA PLAY, BOTH AS A TEAM AND INDIVIDUALLY. HERE ARE THE RECORDS HELD BY THE WILDCATS:

Fewest Points Allowed (single game, since 1938):
6 — Kentucky (75) vs. Arkansas State, Jan. 8, 1945; and Tennessee (11) vs. Temple, Dec. 15, 1973

Fewest Field Goals (single game, since 1938):
2 — Arkansas State vs. Kentucky, Jan. 8, 1945; Duke vs. N.C. State, March 8, 1968

Most Rebounds (single game):
108 — Kentucky vs. Ole Miss, Feb. 8, 1964

Most Consecutive Home-Court Victories:
129 — Kentucky, from Jan. 4, 1943, to Jan. 8, 1955 (ended by Georgia Tech, 59-58)

Unbeaten Teams (since 1938, UK is one of 12 schools):
1954 — Kentucky (25-0)

30-Game Winners (Kentucky has registered more 30-game winning seasons than any other school in the NCAA):

36 — KENTUCKY, 1948

35 — KENTUCKY, 1997
KENTUCKY, 1998

34 — KENTUCKY, 1947
KENTUCKY, 1996

32 — KENTUCKY, 1949
KENTUCKY, 1951
KENTUCKY, 1986

30 — KENTUCKY, 1978
KENTUCKY, 1993

Most Wins by a Coach in his First Year at a School:
35 — Tubby Smith, Kentucky, 1998

Most Career Games Played - Individual:
151— Wayne Turner, Kentucky, 1996-99

TOTALS:
41 appearances, won 85, lost 36; Seven NCAA championships; Runner-up three times; 13 Final Four appearances; 26 Final Eight appearances.

YEARS IN NCAA TOURNEY:
1942-45-48-49-51-52-55-56-57-58-59-61-62-64-66-68-69-70-71-72-73-75-77-78-80-81-82-83-84-85-86-87-*-92, 93, 94, 95, 96, 97, 98, 99, 00.

*1988 appearance vacated as part of NCAA sanctions.

KENTUCKY IN THE NCAA TOURNAMENT

The Wildcats hold numerous records in NCAA Tournament play.

ALL-TIME

Most Tournament Appearances:
41 – Kentucky

Most Tournament Games:
121 – Kentucky

Most Tournament Wins:
85 – Kentucky

SERIES

Most Assists in a Tournament:
143 – Kentucky, 1996 (6 games)

Most Blocks in a Tournament:
48 – Kentucky, 1998 (6 games)

TEAM

Fewest Points in a Final Four Game:
28 – Kentucky vs. Dartmouth (47), 1942

Most Blocks in a Tournament Game:
14 – Kentucky vs. UCLA, 1998

Most Blocks in a Tournament Game (Two Teams):
20 – Kentucky (14) vs. UCLA (6), 1998

Most Personal Fouls by Two Teams:
61 – Syracuse (30) vs. Kentucky (31), 1975

INDIVIDUAL

Highest FG%:
100.0% - Kenny Walker (11-11) vs. Western Kentucky, 1986

TEAM – CHAMPIONSHIP GAME

Largest Halftime Deficit Overcome:
10 – Kentucky (31) vs. Utah (41), 1998

Most Points Scored by Two Teams:
182 – Kentucky (94) vs. Duke (88), 1978

Most FG Made by Two Teams:
71 – UCLA (38) vs. Kentucky (33), 1975

Lowest FG% by Winner:
38.4% - Kentucky vs. Syracuse, 1996 (28-73)

Most 3FG:
12 – Kentucky vs. Syracuse, 1996 (12-27)

Most 3FG (Two Teams):
18 – Kentucky (12) vs. Syracuse (6), 1996

Most 3FGA:
30 – Kentucky vs. Arizona, 1997 (10-30)

Most 3FGA (Two Teams):
43 – Kentucky (30) vs. Arizona (13), 1997

Most Blocks:
7 (Tied) – Kentucky vs. Arizona, 1997

Most Disqualifications:
4 – Kentucky vs. Arizona, 1997

INDIVIDUAL – CHAMPIONSHIP GAME

Most 3FG:
7 (Tied) – Tony Delk (7-12) vs. Syracuse, 1996

Most Blocked Shots:
3 – Nazr Mohammed vs. Arizona, 1997
3 – Jamaal Magloire vs. Utah, 1998
(6 others tied with 3)

Division I Men's All-Time Winningest TEAMS (Min. 25 Years in Division I)

	SCHOOL NAME	FIRST YEAR	YRS.	WON	LOST	TIED	PCT.
1.	Kentucky	1903	97	1,771	548	1	.764
2.	North Carolina	1911	90	1,755	623	0	.738
3.	Kansas	1899	102	1,712	734	0	.700
4.	Duke	1906	95	1,614	760	0	.680
5.	St. John's (N.Y.)	1908	93	1,607	723	0	.690
6.	Temple	1895	104	1,547	830	0	.651
7.	Syracuse	1901	99	1,524	710	0	.682
8.	Pennsylvania	1897	100	1,496	846	2	.639
9.	Oregon St.	1902	99	1,482	1,015	0	.594
10.	Indiana	1901	100	1,473	787	0	.652
11.	UCLA	1920	81	1,466	632	0	.699
12.	Notre Dame	1898	95	1,463	807	1	.644
13.	Princeton	1901	100	1,427	862	0	.623
13.	Utah	1909	92	1,427	746	0	.657
15.	Washington	1896	98	1,413	925	0	.604
16.	Purdue	1897	102	1,404	805	0	.636
17.	Western Ky.	1915	81	1,390	703	0	.664
18.	Illinois	1906	95	1,380	774	0	.641
19.	Louisville	1912	86	1,375	739	0	.650
20.	West Virginia	1904	91	1,373	854	0	.617
21.	Bradley	1903	96	1,369	860	0	.614
22.	Cincinnati	1902	99	1,367	809	0	.628
23.	North Carolina St.	1913	88	1,365	806	0	.629
24.	Arizona	1905	95	1,358	766	0	.639
25.	Fordham	1903	97	1,345	1,019	0	.569

Division I Men's All-Time Winning PERCENTAGE (Min. 25 Years in Division I)

	SCHOOL NAME	FIRST YEAR	YRS.	WON	LOST	TIED	PCT.
1.	Kentucky	1903	97	1,771	548	1	.764
2.	North Carolina	1911	90	1,755	623	0	.738
3.	UNLV	1959	42	870	328	0	.726
4.	Kansas	1899	102	1,712	734	0	.700
5.	UCLA	1920	81	1,466	632	0	.699
6.	St. John's (N.Y.)	1908	93	1,607	723	0	.690
7.	Syracuse	1901	99	1,524	710	0	.682
8.	Duke	1906	95	1,614	760	0	.680
9.	Western Ky.	1915	81	1,390	703	0	.664
10.	Arkansas	1924	77	1,334	697	0	.657
10.	Utah	1909	92	1,427	746	0	.657
12.	Indiana	1901	100	1,473	787	0	.652
13.	Temple	1895	104	1,547	830	0	.651
14.	Louisville	1912	86	1,375	739	0	.650
15.	DePaul	1924	77	1,221	666	0	.647
16.	Weber St.	1963	38	697	382	0	.646
17.	Notre Dame	1898	95	1,463	807	1	.644
18.	Illinois	1906	95	1,380	774	0	.641
19.	Arizona	1905	95	1,358	766	0	.639
19.	Pennsylvania	1897	100	1,496	846	2	.639
21.	Villanova	1921	80	1,309	746	0	.637
22.	Purdue	1897	102	1,404	805	0	.636
23.	Murray St.	1926	75	1,221	707	0	.633
24.	North Carolina St.	1913	88	1,365	806	0	.629
24.	New Orleans	1970	31	555	328	0	.629

NCAA FINAL FOUR RESULTS

Year	Champion	Score	Runner-up	Third Place	Fourth Place	Site of Finals	Coach of Team Champions	Outstanding Player Award
1939	Oregon	46-33	Ohio State	*Oklahoma	*Villanova	Evanston, Ill.	Howard Hobson, Oregon	None Selected
1940	Indiana	60-42	Kansas	*Duquesne	*Southern Cal	Kansas City, Mo.	Branch McCracken, Indiana	Marvin Huffman, Indiana
1941	Wisconsin	39-34	Washington State	*Pittsburgh	*Arkansas	Kansas City, Mo.	Harold Foster, Wisconsin	John Kotz, Wisconsin
1942	Stanford	53-38	Dartmouth	*Kentucky	*Colorado	Kansas City, Mo.	Everett Dean, Stanford	Howard Dallmar, Stanford
1943	Wyoming	46-34	Georgetown	*Texas	*DePaul	New York	Everett Shelton, Wyoming	Ken Sailors, Wyoming
1944	Utah	42-40$	Dartmouth	*Iowa State	*Ohio State	New York	Vadal Peterson, Utah	Arnold Ferrin, Utah
1945	Oklahoma St.	49-45	New York U.	*Arkansas	*Ohio State	New York	Henry Iba, Oklahoma St.	Bob Kurland, Oklahoma St.
1946	Oklahoma St.	43-40	North Carolina	Ohio State	California	New York	Henry Iba, Oklahoma St.	Bob Kurland, Oklahoma St.
1947	Holy Cross	58-47	Oklahoma	Texas	CCNY	New York	Alvin Julian, Holy Cross	George Kaftan, Holy Cross
1948	Kentucky	58-42	Baylor	Holy Cross	Kansas State	New York	Adolph Rupp, Kentucky	Alex Groza, Kentucky
1949	Kentucky	46-36	Oklahoma St.	Illinois	Oregon State	Seattle, Wash.	Adolph Rupp, Kentucky	Alex Groza, Kentucky
1950	CCNY	71-68	Bradley	N.C. State	Baylor	New York	Nat Holman, CCNY	Irwin Dambrot, CCNY
1951	Kentucky	68-58	Kansas State	Illinois	Oklahoma St.	Minneapolis, Minn.	Adolph Rupp, Kentucky	None Selected
1952	Kansas	80-63	St. John's	Illinois	Santa Clara	Seattle, Wash.	Forrest Allen, Kansas	Clyde Lovelette, Kansas
1953	Indiana	69-68	Kansas	Washington	LSU	Kansas City, Mo.	Branch McCracken, Indiana	B.H. Born, Kansas
1954	LaSalle	92-76	Bradley	Penn State	Southern Cal	Kansas City, Mo.	Kenneth Loeffler, LaSalle	Tom Gola, LaSalle
1955	San Francisco	77-63	LaSalle	Colorado	Iowa	Kansas City, Mo.	Phil Woolpert, San Francisco	Bill Russell, San Francisco
1956	San Francisco	83-71	Iowa	Temple	Southern Methodist	Evanston, Ill.	Phil Woolpert, San Francisco	Hal Lear, Temple
1957	N. Carolina	54-53&	Kansas	San Francisco	Mich. State	Kansas City, Mo.	Frank McGuire, N. Carolina	Wilt Chamberlain, Kansas
1958	Kentucky	84-72	Seattle	Temple	Kansas State	Louisville, Ky.	Adolph Rupp, Kentucky	Elgin Baylor, Seattle
1959	California	71-70	West Virginia	Cincinnati	Louisville	Louisville, Ky.	Pete Newell, California	Jerry West, West Virginia
1960	Ohio State	75-55	California	Cincinnati	New York U.	San Francisco, Calif.	Fred Taylor, Ohio State	Jerry Lucas, Ohio State
1961	Cincinnati	70-65$	Ohio State	Vacated	Utah	Kansas City, Mo.	Edwin Jucker, Cincinnati	Jerry Lucas, Ohio State
1962	Cincinnati	71-59	Ohio State	Wake Forest	UCLA	Louisville, Ky.	Edwin Jucker, Cincinnati	Paul Hogue, Cincinnati
1963	Loyola (Ill.)	60-58$	Cincinnati	Duke	Oregon State	Louisville, Ky.	George Ireland, Loyola (Ill.)	Art Heyman, Duke
1964	UCLA	98-83	Duke	Michigan	Kansas State	Kansas City, Mo.	John Wooden, UCLA	Walt Hazzard, UCLA
1965	UCLA	91-80	Michigan	Princeton	Wichita State	Portland, Ore.	John Wooden, UCLA	Bill Bradley, Princeton
1966	Texas Western	72-65	Kentucky	Duke	Utah	College Park, Md.	Don Haskins, Texas Western	Jerry Chambers, Utah
1967	UCLA	79-64	Dayton	Houston	North Carolina	Louisville, Ky.	John Wooden, UCLA	Lew Alcindor, UCLA
1968	UCLA	78-55	North Carolina	Ohio State	Houston	Los Angeles, Calif.	John Wooden, UCLA	Lew Alcindor, UCLA
1969	UCLA	92-72	Purdue	Drake	North Carolina	Louisville, Ky.	John Wooden, UCLA	Lew Alcindor, UCLA
1970	UCLA	80-69	Jacksonville	N. Mexico St.	St. Bonaventure	College Park, Md.	John Wooden, UCLA	Sidney Wicks, UCLA
1971	UCLA	68-62	Vacated **	Vacated **	Kansas	Houston, Texas	John Wooden, UCLA	Vacated **
1972	UCLA	81-76	Florida State	North Carolina	Louisville	Los Angeles, Calif.	John Wooden, UCLA	Bill Walton, UCLA
1973	UCLA	87-66	Memphis State	Indiana	Providence State	St. Louis, Mo.	John Wooden, UCLA	Bill Walton, UCLA
1974	N.C. State	76-64	Marquette	UCLA	Kansas	Greensboro, N.C.	Norman Sloan, N.C. State	David Thompson, N.C. State
1975	UCLA	92-85	Kentucky	Louisville	Syracuse	San Diego, Calif.	John Wooden, UCLA	Richard Washington, UCLA
1976	Indiana	86-68	Michigan	UCLA	Rutgers	Philadelphia, Pa.	Bob Knight, Indiana	Kent Benson, Indiana
1977	Marquette	67-59	North Carolina	UNLV	U.N.C. Charlotte	Atlanta, Ga.	Al McGuire, Marquette	Butch Lee, Marquette
1978	Kentucky	94-88	Duke	Arkansas	Notre Dame	St. Louis, Mo.	Joe B. Hall, Kentucky	Jack Givens, Kentucky
1979	Michigan State	75-64	Indiana State	DePaul	Penn	Salt Lake City, Utah	Jud Heathcote, Michigan State	Earvin Johnson, Mich. State
1980	Louisville	59-54	Vacated **	Purdue	Iowa	Indianapolis, Ind.	Denny Crum, Louisville	Darrell Griffith, Louisville
1981	Indiana	63-50	North Carolina	Virginia	LSU	Philadelphia, Pa.	Bob Knight, Indiana	Isiah Thomas, Indiana
1982	North Carolina	63-62	Georgetown	*Houston	*Louisville	New Orleans, La.	Dean Smith, North Carolina	James Worthy, North Carolina
1983	N.C. State	54-52	Houston	*Georgia	*Louisville	Albuquerque, N.M.	Jim Valvano, N.C. State	Akeem Olajuwon, Houston
1984	Georgetown	84-75	Houston	*Kentucky	*Virginia	Seattle, Wash.	John Thompson, Georgetown	Patrick Ewing, Georgetown
1985	Villanova	66-64	Georgetown	*St. John's	*Memphis State	Lexington, Ky.	Rollie Massimino, Villanova	Ed Pinckney, Villanova
1986	Louisville	72-69	Duke	*LSU	*Kansas	Dallas, Texas	Denny Crum, Louisville	Pervis Ellison, Louisville
1987	Indiana	74-73	Syracuse	*Providence	*UNLV	New Orleans, La.	Bob Knight, Indiana	Keith Smart, Indiana
1988	Kansas	83-79	Oklahoma	*Arizona	*Duke	Kansas City, Mo.	Larry Brown, Kansas	Danny Manning, Kansas
1989	Michigan	80-79$	Seton Hall	*Duke	*Illinois	Seattle, Wash.	Steve Fisher, Michigan	Glen Rice, Michigan
1990	UNLV	103-73	Duke	*Arkansas	*Georgia Tech	Denver, Colo.	Jerry Tarkanian, UNLV	Anderson Hunt, UNLV
1991	Duke	72-65	Kansas	*UNLV	*North Carolina	Indianapolis, Ind.	Mike Krzyzewski, Duke	Christian Laettner, Duke
1992	Duke	71-51	Michigan	*Cincinnati	*Indiana	Minneapolis, Minn.	Mike Krzyzewski, Duke	Bobby Hurley, Duke
1993	North Carolina	77-71	Michigan	*Kansas	*Kentucky	New Orleans, La.	Dean Smith, North Carolina	Donald Williams, North Carolina
1994	Arkansas	76-72	Duke	*Florida	*Arizona	Charlotte, N.C.	Nolan Richardson, Arkansas	Corliss Williamson, Arkansas
1995	UCLA	89-78	Arkansas	*Oklahoma State	*North Carolina	Seattle, Wash.	Jim Harrick, UCLA	Ed O'Bannon, UCLA
1996	Kentucky	76-67	Syracuse	*Mississippi State	*Massachusetts	E. Rutherford, N.J.	Rick Pitino, Kentucky	Tony Delk, Kentucky
1997	Arizona	84-79$	Kentucky	*Minnesota	*North Carolina	Indianapolis, Ind.	Lute Olsen, Arizona	Miles Simon, Arizona
1998	Kentucky	78-69	Utah	*North Carolina	*Stanford	San Antonio, Texas	Orlando "Tubby" Smith, Kentucky	Jeff Sheppard, Kentucky
1999	Connecticut	77-74	Duke	*Michigan State	*Ohio State	St. Petersburg, Fla.	Jim Calhoun, Connecticut	Richard Hamilton, Connecticut
2000	Michigan State	89-76	Florida	*North Carolina	*Wisconsin	Indianapolis, Ind.	Tom Izzo, Michigan State	Mateen Cleaves, Michigan State

*-Tied for third place $-Overtime &-Three Overtimes

**Student-athletes representing Villanova (1971), Western Kentucky (1971) and UCLA (1980) were declared ineligible subsequent to the tournament. Under NCAA rules, the teams' and ineligible student-athletes' records were deleted; and the teams' places in the standings were vacated.

1942 - NCAA FINAL FOUR

		UK	OP
New Orleans, La.			
Mar. 20	Illinois	46	44
Mar. 21	Dartmouth	28	47

1945

		UK	OP
New York, N.Y.			
Mar. 22	Ohio State	37	45
Mar. 24	Tufts (Cons.)	66	56

1948 - NCAA CHAMPION

		UK	OP
New York, N.Y.			
Mar. 18	Columbia	76	53
Mar. 20	Holy Cross	60	52
Mar. 23	Baylor	58	42

1949 - NCAA CHAMPION

		UK	OP
Eastern Region, New York, N.Y.			
Mar. 21	Villanova	85	72
Mar. 22	Illinois	76	47
Finals, Seattle, Wash.			
Mar. 26	Oklahoma A&M	46	36

1951 - NCAA CHAMPION

		UK	OP
First Round, Raleigh, N.C.			
Mar. 20	Louisville	79	68
Eastern Region, New York, N.Y.			
Mar. 22	St. John's	59	43
Mar. 24	Illinois	76	74
Finals, Minneapolis, Minn.			
Mar. 27	Kansas St.	68	58

1952

		UK	OP
Eastern Region, Raleigh, N.C.			
Mar. 21	Penn State	82	54
Mar. 22	St. John's	57	64

1954

UK declined a tournament bid.

1955

		UK	OP
Eastern Region, Evanston, Ill.			
Mar. 11	Marquette	71	79
Mar. 12	Penn St. (Cons.)	84	59

1956

		UK	OP
Eastern Region, Iowa City, Iowa			
Mar. 16	Wayne Univ.	84	64
Mar. 17	Iowa	77	89

1957

		UK	OP
Midwest Region, Lexington			
Mar. 15	Pittsburgh	98	92
Mar. 16	Michigan St.	68	80

1958 - NCAA CHAMPION

		UK	OP
Mideast Region, Lexington			
Mar. 14	Miami (Ohio)	97	70
Mar. 15	Notre Dame	89	56
Final Four, Louisville			
Mar. 21	Temple	61	60
Mar. 22	Seattle	84	72

1959

		UK	OP
Mideast Region, Evanston, Ill.			
Mar. 13	Louisville	61	76
Mar. 14	Marquette (Cons.)	98	69

1961

		UK	OP
Mideast Region, Louisville			
Mar. 17	Morehead St.	71	64
Mar. 18	Ohio State	74	87

1962

		UK	OP
Mideast Region, Iowa City, Iowa			
Mar. 16	Butler	81	60
Mar. 17	Ohio State	64	74

1964

		UK	OP
Mideast Region, Minneapolis, Minn.			
Mar. 13	Ohio	69	85
Mar. 14	Loyola (Chicago) (Cons.)	91	100

1966 - NCAA RUNNER-UP

		UK	OP
Mideast Region, Iowa City, Iowa			
Mar. 11	Dayton	86	79
Mar. 12	Michigan	84	77
Final Four, College Park, Md.			
Mar. 18	Duke	83	79
Mar. 19	Texas Western	65	72

1968

		UK	OP
Mideast Region, Lexington			
Mar. 15	Marquette	107	89
Mar. 16	Ohio State	81	82

1969

		UK	OP
Mideast Region, Madison, Wis.			
Mar. 13	Marquette	74	81
Mar. 15	Miami (Ohio) (Cons.)	72	71

1970

		UK	OP
Mideast Region, Columbus, Ohio			
Mar. 12	Notre Dame	109	99
Mar. 14	Jacksonville	100	106

1971

		UK	OP
Mideast Region, Athens, Ga.			
Mar. 18	Western Kentucky	83	107
Mar. 20	Marquette (Cons.)	74	91

1972

		UK	OP
Mideast Region, Dayton, Ohio			
Mar. 16	Marquette	85	69
Mar. 18	Florida State	54	73

1973

		UK	OP
Mideast Region, Nashville, Tenn.			
Mar. 15	Austin Peay	106(OT)	100
Mar. 17	Indiana	65	72

1975 - NCAA RUNNER-UP

		UK	OP
Mideast Region First Round, Tuscaloosa, Ala.			
Mar. 15	Marquette	76	54
Mideast Region, Dayton, Ohio			
Mar. 20	Central Michigan	90	73
Mar. 22	Indiana	92	90
Final Four, San Diego, Calif.			
Mar. 29	Syracuse	95	79
Mar. 31	UCLA	85	92

1977

		UK	OP
East Region First Round, Philadelphia, Pa.			
Mar. 12	Princeton	72	58
East Region, College Park, Md.			
Mar. 17	VMI	93	78
Mar. 19	North Carolina	72	79

1978 - NCAA CHAMPION

		UK	OP
Mideast Region First Round, Knoxville, Tenn.			
Mar. 11	Florida State	85	76
Mideast Region, Dayton, Ohio			
Mar. 16	Miami (Ohio)	91	69
Mar. 18	Michigan State	52	49
Final Four, St. Louis, Mo.			
Mar. 25	Arkansas	64	59
Mar. 27	Duke	94	88

		UK	OP
1980			No. 1 Seed
Mideast Region First Round, Bowling Green			
Mar. 8	Florida State	97	78
Mideast Region, Lexington			
Mar. 13	Duke	54	55
1981			No. 2 Seed
Mideast Region First Round, Tuscaloosa, Ala.			
Mar. 15	Ala.-Birmingham	62	69
1982			No. 6 Seed
Mideast Region First Round, Nashville, Tenn.			
Mar. 4	Middle Tennessee	44	50
1983			No. 3 Seed
Mideast Region First Round, Tampa, Fla.			
Mar. 19	Ohio	57	40
Mideast Region, Knoxville, Tenn.			
Mar. 24	Indiana	64	59
Mar. 26	Louisville	68 (OT)	80
1984 - NCAA FINAL FOUR			No. 1 Seed
Mideast Region First Round, Birmingham, Ala.			
Mar. 17	Brigham Young	93	68
Mideast Region, Lexington			
Mar. 22	Louisville	72	67
Mar. 24	Illinois	54	51
Final Four, Seattle, Wash.			
Mar. 31	Georgetown	40	53
1985			No. 12 Seed
West Region First/Second Rounds, Salt Lake City, Utah			
Mar. 14	Washington	66	58
Mar. 16	UNLV	64	61
West Region, Denver, Colo.			
Mar. 22	St. John's	70	86
1986			No. 1 Seed
Southeast Region First/Second Rounds, Charlotte, N.C.			
Mar. 14	Davidson	75	55
Mar. 16	Western Kentucky	71	64
Southeast Region, Atlanta, Ga.			
Mar. 20	Alabama	68	63
Mar. 22	LSU	57	59
1987			No. 8 Seed
Southeast Region First Round, Atlanta, Ga.			
Mar. 13	Ohio State	77	91

		UK	OP
1988			No. 2 Seed
As part of sanctions imposed by the NCAA, UK had to erase from its records three games played in the NCAA Tournament — a 99-84 win over Southern, a 90-81 win over Maryland, and an 80-74 loss to Villanova.			
1992			No. 2 Seed
East Region First/Second Rounds, Worcester, Mass.			
Mar. 20	Old Dominion	88	69
Mar. 22	Iowa State	106	98
East Region, Philadelphia, Pa.			
Mar. 26	Massachusetts	87	77
Mar. 28	Duke	103 (OT)	104
1993 - NCAA FINAL FOUR			No. 1 Seed
Southeast Region First/ Second Rounds, Nashville, Tenn.			
Mar. 19	Rider	96	52
Mar. 20	Utah	83	62
Southeast Region, Charlotte, N.C.			
Mar. 25	Wake Forest	103	69
Mar. 27	Florida State	106	81
Final Four, New Orleans, La.			
April 3	Michigan	78 (OT)	81
1994			No. 3 Seed
Southeast Region First/Second Rounds, St. Petersburg, Fla			
Mar. 18	Tennessee State	83	70
Mar. 20	Marquette	63	75
1995			No. 1 Seed
Southeast Region First/ Second Rounds, Memphis, Tenn.			
Mar. 16	Mount Saint Mary's	113	67
Mar. 18	Tulane	82	60
Southeast Region, Birmingham, Ala.			
Mar. 23	Arizona State	97	73
Mar. 25	North Carolina	61	74
1996 - NCAA CHAMPION			No. 1 Seed
Midwest Region First/Second Rounds, Dallas, Texas			
Mar. 14	San Jose State	110	72
Mar. 16	Virginia Tech	84	60
Midwest Region, Minneapolis, Minn.			
Mar. 21	Utah	101	70
Mar. 23	Wake Forest	83	63
Midwest Region, Minneapolis, Minn.			
Mar. 21	Utah	101	70
Mar. 23	Wake Forest	83	63

		UK	OP
Final Four, East Rutherford, N.J.			
Mar. 30	Massachusetts	81	74
Apr. 1	Syracuse	76	67
1997 - NCAA RUNNER-UP			No. 1 Seed
West Region First/Second Rounds, Salt Lake City, Utah			
Mar. 13	Montana	92	54
Mar. 15	Iowa	75	69
West Region, San Jose, Calif.			
Mar. 20	St. Joseph's	83	68
Mar. 22	Utah	72	59
Final Four, Indianapolis, Ind.			
Mar. 29	Minnesota	78	69
Mar. 31	Arizona	79 (OT)	84
1998 - NCAA CHAMPION			No. 2 Seed
South Region First/Second Rounds, Atlanta, Ga.			
Mar. 13	South Carolina State	82	67
Mar. 15	Saint Louis	88	61
South Region, St. Petersburg, Fla.			
Mar. 20	UCLA	94	68
Mar. 22	Duke	86	84
Final Four, San Antonio, Texas			
Mar. 28	Stanford	86 (OT)	85
Mar. 30	Utah	78	69
1999			No. 3 Seed
Midwest Region First/ Second Rounds, New Orleans, La.			
Mar. 12	New Mexico State	82	60
Mar. 14	Kansas	92 (OT)	88
Midwest Region, St. Louis, Mo.			
Mar. 19	Miami (Ohio)	58	43
Mar. 21	Michigan State	66	73
2000			No. 5 Seed
Midwest Region First/ Second Rounds, Cleveland, Ohio			
Mar. 16	St. Bonaventure	85 (2OT)	80
Mar. 18	Syracuse	50	52

UK NCAA TOURNAMENT RECORD ROUND-BY-ROUND

First Round	32 - 9
Second Round	19 - 13
Region Semifinals	24 - 7
Region Final	13 - 14
National Semifinals	10 - 3
National Championship	7 - 3
Final Four Record	17 - 6
Overall Record	85 - 36

* SEEDING BEGAN IN 1979

SEC CHAMPIONSHIPS

Kentucky	40	Last: 2000
LSU	8	Last: 2000
Tennessee	8	Last: 2000
Alabama	6	Last: 1987
Mississippi State	5	Last: 1991
Vanderbilt	3	Last: 1993
Arkansas	2	Last: 1994
Auburn	2	Last: 1999
Florida	2	Last: 2000
Georgia	1	Last: 1990
South Carolina	1	Last: 1997
•Georgia Tech	1	Last: 1938

•Former SEC Member

SEC TOURNAMENT CHAMPIONSHIPS

Kentucky	22	Last: 1999
Alabama	6	Last: 1991
Tennessee	4	Last: 1979
Arkansas	1	Last: 2000
Auburn	1	Last: 1985
Georgia	1	Last: 1983
*Georgia Tech	1	Last: 1938
LSU	1	Last: 1980
Mississippi State	1	Last: 1996
Ole Miss	1	Last: 1981
Vanderbilt	1	Last: 1951

*Former SEC Member

SEC ALL-TIME STANDINGS

REGULAR-SEASON GAMES ONLY, 1933-00

TEAM	YRS.	WON	LOST	PCT.	TITLES
Kentucky	67	758	202	.790	40
Arkansas	9	93	51	.646	2
Alabama	67	627	462	.576	6
Tennessee	67	561	437	.562	8
Vanderbilt	68	545	479	.532	3
LSU	68	536	506	.514	8
Auburn	67	493	541	.477	2
Florida	67	431	544	.442	2
Mississippi St.	67	442	613	.419	5
South Carolina	9	59	85	.410	1
Georgia	68	411	609	.403	1
Ole Miss	67	372	663	.359	0
FORMER MEMBERS					
Georgia Tech	32	201	207	.493	1
Tulane	34	195	252	.436	0
Sewanee	8	3	76	.038	0
TOTAL		**5727**	**5727**	**.500**	**79**

NOTE: *Sewanee withdrew after the 1940 season, Georgia Tech after the 1964 season and Tulane after the 1966 campaign. During World War II, Alabama, Auburn, Florida, Ole Miss, Mississippi State and Tennessee suspended intercollegiate basketball for the 1944 season. Kentucky did not compete for the title during the 1953, 1989 and 1990 seasons due to NCAA suspension.*

SEC PLAYER OF THE YEAR

UK PLAYERS SELECTED SINCE 1965 FOR THE AP AND UPI POLLS, 1987 FOR THE COACHES POLL.

ASSOCIATED PRESS

Pat Riley	1966
Tom Parker	1972
Kevin Grevey (1)	1973, 1975
Kyle Macy	1980
Kenny Walker	1985, 1986
Jamal Mashburn (2)	1993
Tony Delk	1996
Ron Mercer	1997

UPI

Kyle Macy	1980
Kenny Walker	1985, 1986

Discontinued naming Player of the Year

COACHES

Jamal Mashburn	1993
Tony Delk	1996
Ron Mercer	1997

(1) *Grevey shared the honor with Alabama's Wendell Hudson in 1973.*

(2) *Mashburn shared the honor with Vanderbilt's Billy McCaffrey.*

ANNUAL SOUTHEASTERN CONFERENCE CHAMPIONS

YEAR	CHAMPION	SEC	OVERALL	TOURNEY CHAMP	SITE	CHAMPIONSHIP GAME RESULT
1933	Kentucky	8-0	20-3	Kentucky	Atlanta	Kentucky 46, Miss. State 27
1934	Alabama	13-2	16-2	Alabama	Atlanta	Alabama 41, Florida 25
1935	LSU	12-0	14-1	No Tournament		
	Kentucky	11-0	19-2			
1936	Tennessee	8-4	15-6	Tennessee	Knoxville	Tennessee 29, Alabama 25
1937	Kentucky	5-3	17-5	Kentucky	•Knoxville	Kentucky 39, Tennessee 25
1938	Georgia Tech	9-2	18-2	Georgia Tech	Baton Rouge	Georgia Tech 58, Ole Miss 47
1939	Kentucky	5-2	16-4	Kentucky	Knoxville	Kentucky 46, Tennessee 38
1940	Kentucky	4-4	15-6	Kentucky	Knoxville	Kentucky 51, Georgia 43
1941	Tennessee	8-3	17-5	Tennessee	Louisville	Tennessee 36, Kentucky 33
1942	Kentucky	6-2	19-6	Kentucky	Louisville	Kentucky 36, Alabama 34
1943	Tennessee	6-3	14-4	Tennessee	Louisville	Tennessee 33, Kentucky 30
1944	Kentucky	0-0	19-2	Kentucky	••Louisville	Kentucky 62, Tulane 46
1945	Kentucky	4-1	22-4	Kentucky	Louisville	Kentucky 39, Tennessee 35
1946	Kentucky	6-0	28-2	Kentucky	Louisville	Kentucky 59, LSU 36
1947	Kentucky	11-0	34-3	Kentucky	Louisville	Kentucky 55, Tulane 38
1948	Kentucky	9-0	36-3	Kentucky	Louisville	Kentucky 54, Georgia Tech 43
1949	Kentucky	13-0	32-2	Kentucky	Louisville	Kentucky 68, Tulane 52
1950	Kentucky	11-2	25-5	Kentucky	Louisville	Kentucky 95, Tennessee 58
1951	Kentucky	14-0	32-2	Vanderbilt	Louisville	Vanderbilt 61, Kentucky 57
1952	Kentucky	14-0	29-3	Kentucky	Louisville	Kentucky 44, LSU 43
1953	LSU	13-0	25-2		No Tournament	
1954	Kentucky	14-0	25-0		No Tournament	
	LSU	14-0	21-5			
1955	Kentucky	12-2	23-3		No Tournament	
1956	Alabama	14-0	21-3		No Tournament	
1957	Kentucky	12-2	23-5		No Tournament	
1958	Kentucky	12-2	23-6		No Tournament	
1959	Miss. State	13-1	24-1		No Tournament	
1960	Auburn	12-2	19-3		No Tournament	

YEAR	CHAMPION	SEC	OVERALL	TOURNEY CHAMP	SITE	CHAMPIONSHIP GAME RESULT
1961	Miss. State	11-3	19-6		No Tournament	
1962	Miss. State	13-1	24-1		No Tournament	
	Kentucky	**13-1**	**23-3**			
1963	Miss State	13-1	23-3		No Tournament	
1964	**Kentucky**	**11-3**	**21-6**		**No Tournament**	
1965	Vanderbilt	15-1	24-4		No Tournament	
1966	**Kentucky**	**15-1**	**32-2**		**No Tournament**	
1967	Tennessee	15-3	21-7		No Tournament	
1968	**Kentucky**	**15-3**	**22-5**		**No Tournament**	
1969	**Kentucky**	**16-2**	**23-5**		**No Tournament**	
1970	**Kentucky**	**17-1**	**26-2**		**No Tournament**	
1971	**Kentucky**	**16-2**	**22-4**		**No Tournament**	
1972	**Kentucky**	**14-4**	**21-7**		**No Tournament**	
	Tennessee	14-4	19-6			
1973	**Kentucky**	**14-4**	**20-8**		**No Tournament**	
1974	Vanderbilt	15-3	23-3		No Tournament	
	Alabama	15-3	22-4			
1975	**Kentucky**	**15-3**	**26-5**		**No Tournament**	
	Alabama	15-3	22-5			
1976	Alabama	15-3	23-5		No Tournament	
1977	**Kentucky**	**16-2**	**26-4**		**No Tournament**	
	Tennessee	16-2	22-6			
1978	**Kentucky**	**16-2**	**30-2**		**No Tournament**	
1979	LSU	14-4	23-6	Tennessee	Birmingham	Tennessee 75, Kentucky 69 (OT)
1980	**Kentucky**	**15-3**	**29-6**	**LSU**	**Birmingham**	**LSU 80, Kentucky 78**
1981	LSU	17-1	31-5	Ole Miss	Birmingham	Ole Miss 66, Georgia 62
1982	**Kentucky**	**13-5**	**22-8**	**Alabama**	**Lexington**	**Alabama 48, Kentucky 46**
	Tennessee	13-5	20-10			
1983	**Kentucky**	**13-5**	**23-8**	Georgia	Birmingham	Georgia 86, Alabama 71
1984	**Kentucky**	**14-4**	**29-5**	**Kentucky**	**Nashville**	**Kentucky 51, Auburn 49**
1985	LSU	13-5	19-10	Auburn	Birmingham	Auburn 53, Alabama 49 (OT)
1986	**Kentucky**	**17-1**	**32-4**	**Kentucky**	**Lexington**	**Kentucky 83, Alabama 72**
1987	Alabama	16-2	28-5	Alabama	Atlanta	Alabama 69, LSU 62
1988	Vacated			Vacated	Baton Rouge	**Kentucky 62, Georgia 57**
1989	Florida	13-5	21-13	Alabama	Knoxville	Alabama 72, Florida 60
1990	Georgia	13-5	20-9	Alabama	Orlando	Alabama 70, Ole Miss 51
1991	Miss. State	13-5	20-9	Alabama	Nashville	Alabama 88, Tennessee 64
	LSU	13-5	20-10			
1992	Arkansas	13-3	26-8	**Kentucky**	**Birmingham**	**Kentucky 80, Alabama 54**
	Eastern Div.	**12-4**		**Kentucky**		
	Western Div.	13-3		Arkansas		
1993	Vanderbilt	14-2	28-6	**Kentucky**	**Lexington**	**Kentucky 82, LSU 65**
	Eastern Div.	14-2		Vanderbilt		
	Western Div.	10-6		Arkansas		
1994	Arkansas	14-2	31-3	**Kentucky**	**Memphis**	**Kentucky 73, Florida 60**
	Eastern Div.	**12-4**		**Kentucky/Florida**		
	Western Div.	14-2		Arkansas		
1995	**Kentucky**	**14-2**	**28-5**	**Kentucky**	**Atlanta**	**Kentucky 95, Arkansas 93 (OT)**
	Eastern Div.	**14-2**		**Kentucky**		
	Western Div.	12-4		Arkansas/Mississippi State		
1996	**Kentucky**	**16-0**	**34-2**	Mississippi State	New Orleans	**Mississippi State 84, Kentucky 73**
	Eastern Div.	**16-0**		**Kentucky**		
	Western Div.	10-6		Mississippi State		
1997	South Carolina	15-1	24-8	**Kentucky**	**Memphis**	**Kentucky 95, Georgia 68**
	Eastern Div.	15-1		South Carolina		
	Western Div.	11-5		Ole Miss		
1998	**Kentucky**	**14-2**	**35-4**	**Kentucky**	**Atlanta**	**Kentucky 86, South Carolina 56**
	Eastern Div.	**14-2**		**Kentucky**		
	Western Div.	12-4		Ole Miss		
1999	Auburn	14-2	29-4	**Kentucky**	**Atlanta**	**Kentucky 76, Arkansas 63**
	Eastern Div.	12-4		Tennessee		
	Western Div.	14-2		Auburn		
2000	**Kentucky**/Florida/Tennessee/LSU	**12-4**	—	Arkansas	Atlanta	Arkansas 75, Auburn 67
	Eastern Div.	**12-4**		**Kentucky**/Florida/Tennessee		
	Western Div.	12-4		LSU		

NOTES: From 1933-1950 the SEC champion was determined by a tournament, except for 1935.
Since 1951, when the round-robin schedule was introduced, the title has been decided by a winning percentage on the conference schedule.
From 1951-1964 the round-robin schedule was 14 games. From 1965-1966 the round-robin schedule was 16 games.
From 1967-1990 the round-robin schedule was 18 games.
In 1979 the SEC Tournament was renewed with the winner receiving an automatic bid to the NCAA.

• Only eight teams invited to participate
•• Only six teams participated due to World War II

UK IN THE SEC TOURNAMENT

The Wildcats have enjoyed unparalleled success in the league's postseason tournament. In the 41 years the event has been held, Kentucky has captured 22 titles and has won 86.5 percent of its games in the tourney. Next in line among the schools in tournament titles is Alabama with six. Since the tournament was renewed in 1979, nine different schools have captured the trophy. Only Florida and Vanderbilt — along with newcomer South Carolina — have failed to win the event. Kentucky is the only team to win the event nine times since 1979, including titles in seven of the eight years in the 1990s. During that decade, the Wildcats lost only one SEC Tournament game in 24 tries.

SEC TOURNAMENT RECORD

TEAM	YRS	WON	LOST	PCT	TITLES
Kentucky	39	96	16	.865	22
Arkansas	9	13	8	.619	1
Alabama	41	50	34	.595	6
Tennessee	40	51	36	.586	4
LSU	40	34	40	.459	1
South Carolina	9	7	9	.438	0
Georgia	41	31	40	.437	1
Auburn	38	24	37	.393	1
Vanderbilt	39	24	38	.387	1
Florida	35	18	35	.340	0
Ole Miss	38	18	37	.327	1
Mississippi State	40	13	39	.250	1
FORMER MEMBERS					
Georgia Tech	19	14	18	.438	1
Tulane	16	12	16	.429	0
Sewanee	2	0	2	.000	0

SOUTHEASTERN CONFERENCE TOURNAMENT

(39 APPEARANCES, 22 CHAMPIONSHIPS)

2000.....Won 0, Lost 1.....Eliminated in quarterfinals by Arkansas
1999.....Won 3, Lost 0.....Defeated Arkansas for championship.
1998.....Won 3, Lost 0.....Defeated South Carolina for championship.
1997.....Won 3, Lost 0.....Defeated Georgia for championship.
1996.....Won 2, Lost 1.....Eliminated in finals by Mississippi State.
1995.....Won 3, Lost 0.....Defeated Arkansas for championship.
1994.....Won 3, Lost 0.....Defeated Florida for championship.
1993.....Won 3, Lost 0.....Defeated LSU for championship.
1992 .....Won 3, Lost 0.....Defeated Alabama for championship.
1991 .....DNP.....Ineligible due to NCAA probation.
1990 .....DNP.....Ineligible due to NCAA probation.
1989 .....Won 0, Lost 1.....Eliminated in quarterfinals by Vanderbilt.
1988 .....Won 3, Lost 0.....Defeated Georgia for championship; *title vacated.
1987 .....Won 0, Lost 1.....Eliminated in quarterfinals by Auburn.
1986 .....Won 3, Lost 0.....Defeated Alabama for championship.
1985 .....Won 0, Lost 1.....Eliminated in quarterfinals by Florida.
1984 .....Won 3, Lost 0.....Defeated Auburn for championship.
1983 .....Won 0, Lost 1.....Eliminated in quarterfinals by Alabama.
1982 .....Won 2, Lost 1.....Eliminated in finals by Alabama.
1981 .....Won 0, Lost 1.....Eliminated in quarterfinals by Vanderbilt.
1980 .....Won 2, Lost 1.....Eliminated in finals by LSU.
•1979 .....Won 3, Lost 1.....Eliminated in finals by Tennessee.
1952 .....Won 4, Lost 0.....Defeated LSU for championship.
1951 .....Won 3, Lost 1.....Eliminated in finals by Vanderbilt.
1950 .....Won 3, Lost 0.....Defeated Tennessee for championship.
1949 .....Won 4, Lost 0.....Defeated Tulane for championship.
1948 .....Won 4, Lost 0.....Defeated Georgia Tech for championship.
1947 .....Won 4, Lost 0.....Defeated Tulane for championship.
1946 .....Won 4, Lost 0.....Defeated Louisiana State for championship.
1945 .....Won 4, Lost 0.....Defeated Tennessee for championship.
1944 .....Won 3, Lost 0.....Defeated Tulane for championship.
1943 .....Won 3, Lost 1.....Eliminated in finals by Tennessee.
1942 .....Won 4, Lost 0.....Defeated Alabama for championship.
1941 .....Won 3, Lost 1.....Eliminated in finals by Tennessee.
1940 .....Won 3, Lost 0.....Defeated Georgia for championship.
1939 .....Won 3, Lost 0.....Defeated by Tennessee for championship.
1938 .....Won 0, Lost 1.....Eliminated in first game by Tulane.
1937 .....Won 3, Lost 0.....Defeated Tennessee for championship.
1936 .....Won 1, Lost 1.....Eliminated in second game by Tennessee.
1935 .....No tournament held.
1934 .....Won 0, Lost 1.....Eliminated in first game by Florida.
1933 .....Won 4, Lost 0.....Defeated Mississippi State for championship.

• Tournament resumed in 1979 for first time since 1952.
** Kentucky won the 1988 SEC Tournament title but was forced to vacate the championship by vote of the league presidents because of NCAA rules violations.*

ALL-SEC TOURNAMENT

60 PLAYERS CHOSEN 93 TIMES
• DENOTES MVP (24 TIMES)

John DeMoisey (F) 1933, 1934
Aggie Sale (C) 1933
Bill Davis (G) .....1933•, 1934
Ralph Carlisle (F) 1936, 1937
Whitey Anderson (G) .....1936•
Warfield Dononue (G) 1937
Rice Walker (C) .....1937•
Walter Hodge (G) .....1937•
Bernie Opper (G) 1938, 1939
Joe Hagan (F) .....1938•
Keith Farnsley (F) .....1939, 1940•, 1941•
Layton Rouse (G) 1940
Marvin Akers (F) .....1941, 1942•
Lee Huber (G) 1941
James King (C) .....1941•, 1942
Ermal Allen (F) 1942
Melvin Brewer (C) 1943
Marvin Akers (G) 1943
Milton Ticco (F) .....1943•
Bob Brannum (C) 1944
Jack Tingle (G) 1944, 1945, 1946, 1947
Jack Parkinson (G) 1944, 1945, 1946
Wilbur Schu (F) .....1944•, 1946•
Ken Campbell (C) 1945
Wallace Jones (F) 1946, 1947, 1948, 1949
Ralph Beard (C) 1946, 1947, 1948, 1949
Joe Holland (F) 1947
Kenny Rollins (G) 1947, 1948
Alex Groza (C) .....1947 , 1948•, 1949
Cliff Barker (F) .....1948•, 1949
Jim Line (F) 1950
Bill Spivey (C) 1950, 1951
Walter Hirsch (F) 1951
Frank Ramsey (G) 1951, 1952
Cliff Hagan (F) 1951, 1952
Robert Watson (F) 1952
Truman Claytor (G) 1979
Kyle Macy (G) .....1979•, 1980
Sam Bowie (C) 1980
Dirk Minniefield (G) .....1982•
Melvin Turpin (C) 1984
Roger Harden (G) 1986
Rex Chapman (G) .....1988•
Winston Bennett (F) 1988
Jamal Mashburn (F) .....1992•
John Pelphrey (F) 1992
Travis Ford (G) .....1993•, 1994•
Andre Riddick (C) 1993
Tony Delk (G) 1994
Jeff Brassow (G) 1994
Mark Pope (C) 1995
Antoine Walker (F) .....1995•, 1996
Walter McCarty (F) 1996
Anthony Epps (G) 1997
Ron Mercer (G/F) .....1997•
Jared Prickett (F) 1997
Heshimu Evans (F) 1998
Nazr Mohammed (C) 1998
Scott Padgett (F) .....1998, 1999•
Wayne Turner (G) .....1998•, 1999

OLYMPIC TRIALS TOURNAMENT

(One Appearance—Champions College Bracket)

1948	Won 2, Lost 1.	Qualified as NCAA Champion. Defeated Louisville and Baylor for championship College Bracket. Lost to AAU Champion Phillips Oilers in National Finals.

OLYMPIC GAMES

(One Appearance—One World Championship)

1948	Won 8, Lost 0.	Kentucky participated along with the Phillips Oilers as the United States' basketball entry. Defeated France for the championship.

NATIONAL INVITATION TOURNAMENT (NIT)

(Seven Appearances—Two Championships)

1944	Won 2, Lost 1.	Eliminated by St. John's in second game.
1946	Won 3, Lost 0.	Defeated Rhode Island for championship.
1947	Won 2, Lost 1.	Defeated by Utah in championship game.
1949	Won 0, Lost 1.	Eliminated in first game by Loyola (Chicago).
1950	Won 0, Lost 1.	Eliminated in first game by CCNY.
1976	Won 4, Lost 0.	Defeated UNCC for championship.
1979	Won 0, Lost 1.	Eliminated in first game by Clemson.

PRESEASON NATIONAL INVITATION TOURNAMENT

(Two Appearances—No Championship)

1992	Won 1, Lost 1.	Eliminated by Pittsburgh in second game.
1999	Won 3, Lost 1.	Eliminated by Arizona in title game.

RCA DOME



The RCA Dome serves as the venue for arguably the best regular-season atmosphere in college basketball when Kentucky faces Indiana there in odd numbered years.

ECAC HOLIDAY FESTIVAL

(Two Appearances—Two Championships)

1992	Won 2, Lost 0.	Defeated St. John's for championship.
1995	Won 2, Lost 0.	Defeated Iona for championship.

SOUTHERN INTERCOLLEGIATE ATHLETIC ASSOCIATION (SIAA TOURNAMENT)

(Three Appearances—One Championships)

1921	Won 4, Lost 0.	Defeated Georgia for championship.
1922	Won 0, Lost 1.	Eliminated in second game by Mercer.
1924	Won 0, Lost 1.	Eliminated in first game by North Carolina.

PUERTO RICO SHOOTOUT

(One Appearance—No Championship)

1998	Won 2, Lost 1.	Defeated UCLA for third place.

SOUTHERN CONFERENCE TOURNAMENT

*(Seven Appearances—No Championships)**

1925	Won 1, Lost 1.	Eliminated in second game by Georgia.
1926	Won 2, Lost 1.	Eliminated in semifinals by Mississippi A&M.
1928	Won 2, Lost 1.	Eliminated in semifinals by Mississippi.
1929	Won 1, Lost 1.	Eliminated in second game by Georgia.
1930	Won 2, Lost 1.	Eliminated in semifinals by Duke.
1931	Won 3, Lost 1.	Eliminated by Maryland.
1932	Won 1, Lost 1.	Eliminated in second game by North Carolina.

*Kentucky joined the Southeastern Conference in 1933.

SUGAR BOWL TOURNAMENT

(10 Appearances—Five Championships)

1937	Won 1, Lost 0.	Defeated Pittsburgh for title.
1939	Won 1, Lost 0.	Defeated Ohio State for title.
1940	Won 0, Lost 1.	Lost to Indiana.
1946	Won 0, Lost 1.	Lost to Oklahoma A&M.
1948	Won 1, Lost 1.	Eliminated in finals by St. Louis.
1949	Won 2, Lost 0.	Defeated Bradley for championship.
1950	Won 1, Lost 1.	Defeated in first game by St. Louis. Defeated Syracuse in consolation game.
1951	Won 1, Lost 1.	Defeated in championship game by St. Louis.
1956	Won 2, Lost 0.	Defeated Houston for championship.
1963	Won 2, Lost 0.	Defeated Duke for championship.

GREAT ALASKA SHOOTOUT

(Three Appearances—Two Championships)

1979	Won 2, Lost 0.	Defeated Iona for championship.
1988	Won 2, Lost 1.	Defeated California in consolation game.
1996	Won 3, Lost 0.	Defeated College of Charleston for championship.

MAUI INVITATIONAL TOURNAMENT

(Two Appearances—One Championship)

1993	Won 3, Lost 0.	Defeated Arizona for championship.
1997	Won 2, Lost 1.	Defeated Missouri for third place.

The Wildcats have played at popular neutral sites through the years. Here are the results from the following selected facilities:

BIRMINGHAM-JEFFERSON CIVIC CENTER (Birmingham)

record: 10-6

DATE	OPPONENT	RESULT
2-28-79	Ole Miss (SEC)	W, 82-77
3-1-79	Alabama (SEC)	W, 101-100
3-2-79	LSU (SEC)	W, 80-67
3-3-79	Tennessee (SEC)	L, 69-75 OT
2-28-80	Auburn (SEC)	W, 69-61
2-29-80	Ole Miss (SEC)	W, 70-67
3-1-80	LSU (SEC)	L, 78-80
3-5-81	Vanderbilt (SEC)	L, 55-60
3-11-83	Alabama (SEC)	L, 60-74
3-17-84	BYU (NCAA)	W, 93-68
3-7-85	Florida (SEC)	L, 55-58
3-13-92	Vanderbilt (SEC)	W, 76-57
3-14-92	LSU (SEC)	W, 80-74
3-15-92	Alabama (SEC)	W, 80-54
3-23-95	Arizona State (NCAA)	W, 97-73
3-25-95	North Carolina (NCAA)	L, 61-74

FIRSTAR CENTER (Cincinnati)

record: 4-1

DATE	OPPONENT	RESULT
12-23-92	Ohio	W, 73-63
12-17-94	Texas Tech	W, 83-68
1-22-97	Vanderbilt	W, 58-46
11-23-98	Wright State	W, 97-75
11-29-99	Dayton	L, 66-68

GEORGIA DOME (Atlanta)

record: 13-1

DATE	OPPONENT	RESULT
3-10-95	Auburn (SEC)	W, 93-81
3-11-95	Florida (SEC)	W, 86-72
3-12-95	Arkansas (SEC)	W, 95-93 OT
12-21-96	Georgia Tech	W, 88-59
3-6-98	Alabama (SEC)	W, 82-71
3-7-98	Arkansas (SEC)	W, 99-74
3-8-98	South Carolina (SEC)	W, 86-56
3-13-98	S.C. State (NCAA)	W, 82-67
3-15-98	Saint Louis (NCAA)	W, 88-61
12-19-98	Georgia Tech	W, 80-39
3-5-99	Ole Miss (SEC)	W, 82-73
3-6-99	Auburn (SEC)	W, 69-57
3-7-99	Arkansas (SEC)	W, 76-63
3-10-00	Arkansas (SEC)	L, 72-86

MADISON SQUARE GARDEN



Kentucky has played in the "Garden" 40 times, winning 32 games, including the 1946 and 1976 NIT Championships and the 1948 NCAA Championship.

MADISON SQUARE GARDEN (New York)

record: 32-8

DATE	OPPONENT	RESULT
12-30-43	St. John's	W, 44-38
3-20-44	Utah (NIT)	W, 46-38
3-22-44	St. John's (NIT)	L, 45-48
3-26-44	Oklahoma A&M (NIT)	W, 45-29
3-20-45	Ohio State (NCAA)	L, 37-45
3-21-45	Tufts (NCAA)	W, 66-56
12-29-45	St. John's	W, 73-59
12-21-46	St. John's	W, 70-50
3-16-46	Arizona (NIT)	W, 77-53
3-18-46	West Virginia (NIT)	W, 59-51
3-20-46	Rhode Island (NIT)	W, 46-45
3-17-47	Long Island (NIT)	W, 63-62
3-19-47	N.C. State (NIT)	W, 60-42
3-24-47	Utah (NIT)	L, 45-49
12-23-47	St. John's	W, 52-40
3-18-48	Columbia (NCAA)	W, 76-53
3-20-48	Holy Cross (NCAA)	W, 60-52
3-23-48	Baylor (NCAA)	W, 58-42
3-27-48	Louisville (Olympics)	W, 91-57
3-29-48	Baylor (Olympics)	W, 77-59
3-31-48	Phillips Oilers (Olympics)	L, 49-53
12-18-48	St. John's	W, 57-30
3-14-49	Loyola, Chi. (NIT)	L, 56-67
3-21-49	Villanova (NCAA)	W, 85-72
3-22-49	Illinois (NCAA)	W, 76-47
12-15-49	St. John's	L, 58-69
3-14-50	City College, NY (NIT)	L, 50-89
12-23-50	St. John's	W, 43-37
3-22-51	St. John's (NCAA)	W, 59-43
3-24-51	Illinois (NCAA)	W, 76-74
3-13-76	Niagara (NIT)	W, 67-61
3-16-76	Kansas State (NIT)	W, 81-78
3-18-76	Providence (NIT)	W, 79-78
3-21-76	UNC Charlotte (NIT)	W, 71-67
12-28-92	Rutgers (ECAC)	W, 89-67
12-30-92	St. John's (ECAC)	W, 86-77
12-27-95	Rider (ECAC)	W, 90-65
12-29-95	Iona (ECAC)	W, 106-79
11-24-99	Maryland (Pre-NIT)	W, 61-58
11-26-99	Arizona (Pre-NIT)	L, 51-63

THE PYRAMID (Memphis)

record: 9-0

DATE	OPPONENT	RESULT
3-11-94	Mississippi State (SEC)	W, 95-76
3-12-94	Arkansas (SEC)	W, 90-78
3-13-94	Florida (SEC)	W, 73-60
1-18-95	Ole Miss	W, 82-65
3-16-95	Mt. St. Mary's (NCAA)	W, 113-67
3-18-95	Tulane (NCAA)	W, 82-60
3-7-97	Auburn (SEC)	W, 92-50
3-8-97	Ole Miss (SEC)	W, 88-70
3-9-97	Georgia (SEC)	W, 95-68

RCA DOME (Indianapolis)

record: 6-6

DATE	OPPONENT	RESULT
12-5-87	Indiana (Big 4)	W, 82-76
12-3-88	Notre Dame (Big 4)	L, 65-81
12-2-89	Indiana (Big 4)	L, 69-71
12-8-91	Notre Dame (Big 4)	W, 98-90
12-7-92	Indiana (Big 4)	W, 76-74
12-4-93	Indiana	L, 84-96
12-2-95	Indiana	W, 89-82
11-15-96	Clemson (BCA)	L,71-79 OT
3-29-97	Minnesota (Final 4)	W, 78-69
3-31-97	Arizona (Final 4)	L, 79-84 OT
12-6-97	Indiana	W, 75-72
12-4-99	Indiana	L, 75-83

SUPER DOME (New Orleans)

record: 4-2

DATE	OPPONENT	RESULT
4-3-93	Michigan (Final 4)	L, 78-81 OT
3-8-96	Florida (SEC)	W, 100-76
3-9-96	Arkansas (SEC)	W, 95-75
3-10-96	Mississippi State (SEC)	L, 73-84
3-12-99	New Mexico State (NCAA)	W, 82-60
3-14-99	Kansas (NCAA)	W, 92-88 OT

KENTUCKY WEEK-BY-WEEK IN THE ASSOCIATED PRESS ALL-TIME POLLS

Year	PS	1	2	3	4	5	6	7	8	9	10	11	12	13	14	15	16	17	18	*Dates
1948-49		2	2	1	1	1	1	1	1											1/20-3/8
1949-50		2	2	5	4	6	7	5	5	4	3									1/5-3/7
1950-51		1	1	3	3	2	1	1	1	1	1	1	1							12/19-3/7
1951-52		1	2	1	4	3	3	3	1	1	1	1	1	1						12/11-3/4
1952-53	% - Not Applicable																			
1953-54		2	2	2	1	1	1	1	1	1	1	2	2	1	1	1				12/8-3/23
1954-55		2	2	1	1	1	1	1	1	1	2	2	2	2	2					12/7-3/8
1955-56		2	12	9	13	6	5	4	3	8	7	7	8	12	9					12/6-3/6
1956-57		3	7	3	3	3	4	5	4	3	3	3	3	3	3					12/11-3/12
1957-58		3	5	9	10	9	9	9	8	12	12	13	12	9	9					12/10-3/11
1958-59		2	2	1	1	1	2	1	1	1	1	3	1	1	2					12/9-3/9
1959-60		13	13	-	17	16	15	-	-	-	-	-	-							12/12-3/8
1960-61		20	-	19	-	-	-	-	-	-	-	-	-	-						12/13-3/7
1961-62	-	-	6	3	3	2	2	2	2	2	3	4	4	3						12/19-3/13
1962-63	3	9	-	9	5	6	-	-	-	-	-	-	-	-	-	-				12/4-3/12
1963-64	9	5	2	2	1	2	4	5	4	3	3	3	2	3	4					12/10-3/10
1964-65	11	9	8	-	-	-	-	-	-	-	-	-	-	-	-					12/8-3/9
1965-66	-	-	-	10	5	2	2	2	2	2	1	1	1	1	1					12/7-3/8
1966-67	3	3	4	-	-	-	-	-	-	-	-	-	-	-	-					12/6-3/7
1967-68	-	9	4	7	6	5	4	8	9	10	8	8	5	5	4	5				12/5-3/12
1968-69	3	3	4	4	4	3	7	5	5	5	4	4	6	6	7					12/3-3/4
1969-70	2	1	1	1	1	2	2	2	2	3	3	2	1	2	1					12/9-3/10
1970-71	3	5	3	7	8	11	10	t12	11	8	8	12	10	8	8	8				12/8-3/16
1971-72	10	7	7	11	12	19	15	-	-	-	-	17	18	-	-	18				12/7-3/14
1972-73	13	8	-	-	-	-	-	-	-	-	-	-	-	-	t19	17				12/5-3/13
1973-74	10	10	-	-	-	-	-	-	-	-	-	-	-	-	-	-	-	-		12/4-3/27
1974-75	16	15	-	20	17	9	7	10	11	5	5	4	7	4	6	6	5	2	2	12/3-4/2
1975-76	6	7	14	20	18	-	-	-	-	-	-	-	-	-	-	-	-			12/2-3/16
1976-77	6	4	3	7	6	3	2	6	6	3	3	2	2	2	6	3				11/30-3/15
1977-78	2	1	1	1	1u	1u	1u	1u	1u	1	1	3	2	1	1	1				11/29-3/13
1978-79	11	10	10	6	11	13	9	17	-	-	-	-	-	-	-	-	-			11/28-3/13
1979-80	2	5	5	3	2	2	4	6	5	3	6	5	3	2	4					12/4-3/4
1980-81	1	2	2	2	2	5	4	3	6	7	6	11	10	9	7	8				12/2-3/10
1981-82	3	2	2	2	2	4	3	6	9	7	9	12	10	7	15	15				12/1-3/9
1982-83	4	3	2	2	2	3	3	6	11	10	15	13	11	10	7	10	12			11/30-3/15
1983-84	2	1	2	2	2	2	2	2	3	3	3	6	6	4	3	3	3			11/29-3/13
1984-85	18	-	-	-	-	-	-	-	-	-	-	-	-	-	-	-	-			11/27-3/12
1985-86	11	10	9	9	13	13	12	11	11	11	8	12	11	8	5	3	3			11/26-3/11
1986-87	11	13	19	18	18	11	9	-	-	-	-	-	-	-	-	-				12/2-3/10
1987-88	5	2	1	1	2	2	1	5	4	9	10	10	9	12	8	6	6			12/1-3/15
1988-89	Not Ranked																			11/22-3/14
1989-90	Not Ranked																			11/27-3/13
1990-91	-	-	25	18	18	18	16	11	9	8	10	10	16	12	13	10	9			11/27-3/12
1991-92	4	13	14	9	8	17	17	15	10	8	14	19	19	13	11	10	9	6		11/25-3/16
1992-93	5	5	5	3	3	3	3	2	1	4	4	2	2	2	2	5	4	2		11/23-3/15
1993-94	2	2	1	6	5	5	5	4	8	7	9	7	4	11	7	7	10	7		11/22-3/14
1994-95	4	4	3	7	6	5	5	8	7	5	5	6	5	4	6	5	3	2		11/21-3/13
1995-96	1	1	1	5	5	4	2	2	2	2	2	2	2	2	2	1	1	2		11/20-3/12
1996-97	3	8	8	6	3	3	3	3	3	5	3	3	3	4	3	3	6	5		11/19-3/11
1997-98	8	9	8	7	4	4	4	6	6	6	7	7	8	7	8	7	7	5		11/18-3/10
1998-99	4	4	4	8	5	3	3	7	6	6	7	6	5	8	6	13	14	8		11/15-3/8
1999-00	14	14	11	13	23	-	-	-	25	20	18	16	14	11	19	18	22	16	19	11/15-3/13

Note: AP polls were ranked 1-20 until 1989-90, when they were changed to the Top 25. Release dates and the number of weekly rankings per season varied from year-to-year. *Dates do not include preseason rankings

PS - Preseason rankings (started in 1962); % - UK was suspended from play by the NCAA; u - Unanimous

UK FINISHES IN NATIONAL RANKINGS

AP Top 10 Finishes

1. **Kentucky** 34
2. North Carolina 26
3. UCLA 22
4. Duke 21
5. Kansas 17
6. Indiana 16
7. Notre Dame 12
8. Michigan 11
   Louisville 11
   Syracuse 11
10. Marquette 10

AP Number One Finishes

1. UCLA 8
2. **Kentucky** 7
3. North Carolina 5
4. Duke 4
5. Indiana 3
6. Cincinnati 2
   DePaul 2
   Houston 2
   Michigan 2
   Nevada-Las Vegas 2
   Ohio State 2
   San Francisco 2

Coaches' Top 10 Finishes

1. **Kentucky** 30
2. North Carolina 28
3. UCLA 21
4. Kansas 18
5. Indiana 17
6. Duke 16
7. Louisville 11
8. Marquette 10
   Michigan 10
   Utah 10
9. Ohio State 9

Coaches' Number One Finishes

1. UCLA 7
2. **Kentucky** 6
3. Indiana 5
4. North Carolina 3
5. Arizona 2
   DePaul 2
   Duke 2
   Houston 2
   Michigan 2
   Nevada-Las Vegas 2
   Ohio State 2
   San Francisco 2

1949

AP

1. **Kentucky**
2. Oklahoma State
3. St. Louis
4. Illinois
5. Western Kentucky
6. Minnesota
7. Bradley
8. San Francisco
9. Tulane
10. Bowling Green

All-America
Tony Lavelli (Yale)
Vince Boryla (Denver)
Alex Groza (Kentucky)
Ed McCauley (St. Louis)
Ralph Beard (Kentucky)

1950

AP

1. Bradley
2. Ohio State
3. **Kentucky**
4. Holy Cross
5. North Carolina State
6. Duquesne
7. UCLA
8. Western Kentucky
9. St. John's
10. LaSalle

All-America
Paul Unruh (Bradley)
Bob Cousy (Holy Cross)
Dick Schnittker (Ohio State)
Paul Arizin (Villanova)
Kevin O'Shea (Notre Dame)

1951

AP	UPI
1. **Kentucky**	1. **Kentucky**
2. Oklahoma State	2. Oklahoma State
3. Columbia	3. Kansas State
4. Kansas State	4. Illinois
5. Illinois	5. Columbia
6. Bradley	6. Bradley
7. Indiana	7. North Carolina State
8. North Carolina State	8. Indiana
9. St. John's	9. St. John's
10. St. Louis	10. BYU

All-America

Bill Mikvy (Temple)	Bill Mikvy (Temple)
Sam Ranzino (N.C. State)	Sam Ranzino (N.C. State)
Bill Spivey (Kentucky)	**Bill Spivey (Kentucky)**
Gene Melchiorre (Bradley)	Gene Melchiorre (Bradley)
Clyde Lovellete (Kansas)	Clyde Lovellete (Kansas)

1952

AP	UPI
1. **Kentucky**	1. **Kentucky**
2. Illinois	2. Illinois
3. Kansas State	3. Kansas
4. Duquesne	4. Duquesne
5. St. Louis	5. Washington
6. Washington	6. Kansas State
7. Iowa	7. St. Louis
8. Kansas	8. Iowa
9. West Virginia	9. St. John's
10. St. John's	10. Wyoming

All-America

Chuck Darling (Iowa)	Chuck Darling (Iowa)
Mark Workman (West Virginia)	Mark Workman (West Virginia)
Clyde Lovellete (Kansas)	Clyde Lovellete (Kansas)
Dick Groat (Duke)	Dick Groat (Duke)
Cliff Hagan (Kentucky)	**Cliff Hagan (Kentucky)**

1953

AP	UPI
1. Indiana	1. Indiana
2. Seton Hall	2. Washington
3. Kansas	3. LaSalle
4. Washington	4. Seton Hall
5. LSU	5. Kansas
6. LaSalle	6. LSU
7. St. John's	7. Oklahoma State
8. Oklahoma State	8. North Carolina State
9. Duquesne	9. Kansas State
10. Notre Dame	10. Illinois

All-America

Walter Dukes (Seton Hall)	Walter Dukes (Seton Hall)
John O'Brien (Seattle)	John O'Brien (Seattle)
Bob Houbregs (Washington)	Bob Houbregs (Washington)
Tom Gola (LaSalle)	Tom Gola (LaSalle)
Ernie Beck (Penn)	Ernie Beck (Penn)

1954

AP	UPI
1. **Kentucky**	1. Indiana
2. LaSalle	2. **Kentucky**
3. Holy Cross	3. Duquesne
4. Indiana	4. Oklahoma State
5. Duquesne	5. Notre Dame
6. Notre Dame	6. Western Kentucky
7. Bradley	7. Kansas
8. Western Kentucky	8. LSU
9. Penn State	9. Holy Cross
10. Oklahoma State	10. Iowa

All-America

Frank Selvy (Furman)	Frank Selvy (Furman)
John Schlundt (Indiana)	John Schlundt (Indiana)
Tom Gola (LaSalle)	Tom Gola (LaSalle)
Cliff Hagan (Kentucky)	**Cliff Hagan (Kentucky)**
Bob Pettit (LSU)	Bob Pettit (LSU)

1955

AP	UPI
1. San Francisco	1. San Francisco
2. **Kentucky**	2. **Kentucky**
3. LaSalle	3. LaSalle
4. North Carolina State	4. Utah
5. Iowa	5. Iowa
6. Duquesne	6. North Carolina State
7. Utah	7. Duquesne
8. Marquette	8. Oregon State
9. Dayton	9. Marquette
10. Oregon State	10. Dayton

All-America

Tom Gola (LaSalle)	Tom Gola (LaSalle)*
Robin Freeman (Ohio State)	Bill Russell (San Francisco)
Bill Russell (San Francisco)	Dick Garmaker (Minnesota)
Dick Ricketts (Duquesne)	Si Green (Duquesne)
Darrell Floyd (Furman)	Dick Ricketts (Duquesne)

Coach of the Year: Phil Woopert (San Francisco)

1956

AP	UPI
1. San Francisco	1. San Francisco
2. North Carolina State	2. North Carolina State
3. Dayton	3. Dayton
4. Iowa	4. Iowa
5. Alabama	5. Alabama
6. Louisville	6. SMU
7. SMU	7. Louisville
8. UCLA	8. Illinois
9. **Kentucky**	9. UCLA
10. Illinois	10. Vanderbilt

All-America

Bill Russell (San Francisco)	Bill Russell (San Francisco)*
Robin Freeman (Ohio State)	Si Green (Duquesne)
Si Green (Duquesne)	Robin Freeman (Ohio State)
Darrell Floyd (Furman)	Darrell Floyd (Furman)
Tom Heinson (Holy Cross)	K.C. Jones (San Francisco)

Coach of the Year: Pete Newell (California)

1957

AP	UPI
1. North Carolina	1. North Carolina
2. Kansas	2. Kansas
3. **Kentucky**	3. **Kentucky**
4. SMU	4. SMU
5. Seattle	5. Seattle
6. Louisville	6. California
7. West Virginia	7. Michigan State
8. Vanderbilt	8. Louisville
9. Oklahoma State	9. UCLA
10. St. Louis	10. St. Louis

All-America

Wilt Chamberlain (Kansas)	Wilt Chamberlain (Kansas)
Lenny Rosenbluth (North Carolina)	Chet Forte (Columbia)*
Rod Hundley (West Virginia)	Lenny Rosenbluth (North Carolina)
Gary Thompson (Iowa State)	Grady Wallace (South Carolina)
Chet Forte (Columbia)	Rod Hundley (West Virginia)

Coach of the Year: Frank McGuire (North Carolina)

1958

AP	UPI
1. West Virginia	1. West Virginia
2. Cincinnati	2. Cincinnati
3. Kansas State	3. San Francisco
4. San Francisco	4. Kansas State
5. Temple	5. Temple
6. Maryland	6. Maryland
7. Kansas	7. Notre Dame
8. Notre Dame	8. Kansas
9. **Kentucky**	9. Dayton
10. Duke	10. Indiana

All-America
Wilt Chamberlain (Kansas)
Oscar Robertson (Cincinnati)
Elgin Baylor (Seattle)
Guy Rodgers (Temple)
Don Hennon (Pitt)

All-America
Wilt Chamberlain (Kansas)
Oscar Robertson (Cincinnati)*
Elgin Baylor (Seattle)
Guy Rodgers (Temple)
Don Hennon (Pitt)
Coach of the Year: Tex Winter (Kansas State)

1959

AP	UPI
1. Kansas	1. Kansas State
2. **Kentucky**	2. **Kentucky**
3. Mississippi State	3. Michigan State
4. Bradley	4. Cincinnati
5. Cincinnati	5. North Carolina State
6. North Carolina State	6. (tie) North Carolina
7. Michigan State	Mississippi State
8. Auburn	8. Bradley
9. North Carolina	9. California
10. West Virginia	10. Auburn

All-America

Oscar Robertson (Cincinnati)	Oscar Robertson (Cincinnati)*
Jerry West (West Virginia)	Bailey Howell (Mississippi State)
Bob Boozer (Kansas State)	Bob Boozer (Kansas State)
Bailey Howell (Mississippi State)	Jerry West (West Virginia)
Johnny Cox (Kentucky)	Don Hennon (Pitt)

Coach of the Year: Adolph Rupp (Kentucky)

1960

AP	UPI
1. Cincinnati	1. California
2. California	2. Cincinnati
3. Ohio State	3. Ohio State
4. Bradley	4. Bradley
5. West Virginia	5. Utah
6. Utah	6. West Virginia
7. Indiana	7. Utah State
8. Utah State	8. Georgia Tech
9. St. Bonaventure	9. Villanova
10. Miami-Florida	10. Indiana

All-America

Jerry West (West Virginia)	Jerry West (West Virginia)
Oscar Robertson (Cincinnati)	Oscar Robertson (Cincinnati)*
Jerry Lucas (Ohio State)	Jerry Lucas (Ohio State)
Darryl Imhoff (California)	Darryl Imhoff (California)
Tony Jackson (St. John's)	Tom Stith (St.Bonaventure)

Coach of the Year: Pete Newell (California)

1961

AP	UPI
1. Ohio State	1. Ohio State
2. Cincinnati	2. Cincinnati
3. St. Bonaventure	3. St. Bonaventure
4. Kansas State	4. Kansas State
5. North Carolina	5. Southern Cal
6. Bradley	6. North Carolina
7. Southern Cal	7. Bradley
8. Iowa	8. St. John's
9. West Virginia	9. Duke
10. Duke	10. Wake Forest

All-America

Jerry Lucas (Ohio State)*	Jerry Lucas (Ohio State) *
Tom Stith (St. Bonaventure)	Tom Stith (St. Bonaventure)
Terry Dischinger (Purdue)	Terry Dischinger (Purdue)
Roger Kaiser (Georgia Tech)	Roger Kaiser (Georgia Tech)
Chet Walker (Bradley)	Chet Walker (Bradley)

Coach of the Year: Fred Taylor (Ohio State)

1962

AP	UPI
1. Ohio State	1. Ohio State
2. Cincinnati	2. Cincinnati
3. **Kentucky**	3. **Kentucky**
4. Mississippi State	4. Mississippi State
5. Bradley	5. Kansas State
6. Kansas State	6. Bradley
7. Utah	7. Wake Forest
8. Bowling Green	8. Colorado
9. Colorado	9. Bowling Green
10. Duke	10. Utah

All-America

Jerry Lucas (Ohio State)*	Jerry Lucas (Ohio State)*
Terry Dischinger (Purdue)	Terry Dischinger (Purdue)
Bill McGill (Utah)	Bill McGill (Utah)
Chet Walker (Bradley)	Chet Walker (Bradley)
Len Chappell (Wake Forest)	John Havlicek (Ohio State)

Coach of the Year: Fred Taylor (Ohio State)

1963

AP	UPI
1. Cincinnati	1. Cincinnati
2. Duke	2. Duke
3. Loyola-Chicago	3. Arizona State
4. Arizona State	4. Loyola-Chicago
5. Wichita State	5. Illinois
6. Mississippi State	6. Wichita State
7. Ohio State	7. Mississippi State
8. Illinois	8. Ohio State
9. NYU	9. Colorado
10. Colorado	10. Stanford
All-America	**All-America**
Art Heyman (Duke)*	Art Heyman (Duke)*
Ron Bonham (Cincinnati)	Ron Bonham (Cincinnati)
Jerry Harkness (Loyola-Chicago)	Jerry Harkness (Loyola-Chicago)
Gary Bradds (Ohio State)	Gary Bradds (Ohio State)
Barry Kramer (NYU)	Tom Thacker (Cincinnati)
	Coach of the Year: Ed Jucker (Cincinnati)

1964

AP	UPI
1. UCLA	1. UCLA
2. Michigan	2. Michigan
3. Duke	**3. Kentucky**
4. Kentucky	4. Duke
5. Wichita State	5. Oregon State
6. Oregon State	6. Wichita State
7. Villanova	7. Villanova
8. Loyola-Chicago	8. Loyola-Chicago
9. DePaul	9. Texas-El Paso
10. Davidson	10. Davidson
All-America	**All-America**
Gary Bradds (Ohio State)*	Gary Bradds (Ohio State)*
Cotton Nash (Kentucky)	Walt Hazzard (UCLA)
Walt Hazzard (UCLA)	**Cotton Nash (Kentucky)**
Bill Bradley (Princeton)	Bill Bradley (Princeton)
Dave Stallworth (Wichita State)	Dave Stallworth (Wichita State)
	Coach of the Year: John Wooden (UCLA)

1965

AP	UPI
1. Michigan	1. Michigan
2. UCLA	2. UCLA
3. St Joseph's	3. St Joseph's
4. Providence	4. Providence
5. Vanderbilt	5. Vanderbilt
6. Davidson	6. BYU
7. Minnesota	7. Davidson
8. Villanova	8. Minnesota
9. BYU	9. Duke
10. Duke	10. San Francisco
All-America	**All-America**
Bill Bradley (Princeton)*	Bill Bradley (Princeton)*
Cazzie Russell (Michigan)	Cazzie Russell (Michigan)
Rick Barry (Miami-Florida)	Gail Goodrich (UCLA)
Gail Goodrich (UCLA)	Fred Hetzel (Davidson)
Fred Hetzel (Davidson)	Rick Barry (Miami-Florida)
Wayne Estes (Utah State)	**Coach of the Year:** Dave Strack (Michigan)

1966

AP	UPI
1. Kentucky	**1. Kentucky**
2. Duke	2. Duke
3. Texas-El Paso	3. Texas Western
4. Kansas	4. Kansas
5. St. Joseph's	5. Loyola-Chicago
6. Loyola-Chicago	6. St. Joseph's
7. Cincinnati	7. Michigan
8. Vanderbilt	8. Vanderbilt
9. Michigan	9. Cincinnati
10. Western Kentucky	10. Providence
All-America	**All-America**
Cazzie Russell (Michigan)*	Cazzie Russell (Michigan)*
Clyde Lee (Vanderbilt)	Clyde Lee (Vanderbilt)
Dave Schellhase (Purdue)	Jimmy Walker (Providence)
Louie Dampier (Kentucky)	Dave Schellhase (Purdue)
Dave Bing (Syracuse)	Dave Bing (Syracuse)
	Coach of the Year: Adolph Rupp (Kentucky)

1967

AP	UPI
1. UCLA	1. UCLA
2. Louisville	2. Louisville
3. Kansas	3. North Carolina
4. North Carolina	4. Kansas
5. Princeton	5. Princeton
6. Western Kentucky	6. Houston
7. Houston	7. Western Kentucky
8. Tennessee	8. Texas Western
9. Boston College	9. Tennessee
10. Texas-El Paso	10. Boston College
All-America	**All-America**
Lew Alcindor (UCLA)*	Lew Alcindor (UCLA)*
Jimmy Walker (Providence)	Elvin Hayes (Houston)
Wes Unseld (Louisville)	Jimmy Walker (Providence)
Elvin Hayes (Houston)	Wes Unseld (Louisville)
Clem Haskins (Western Kentucky)	Bob Lloyd (Rutgers)
Coach of the Year: John Wooden (UCLA)	**Coach of the Year:** John Wooden (UCLA)

1968

AP	UPI
1. Houston	1. Houston
2. UCLA	2. UCLA
3. St. Bonaventure	3. St. Bonaventure
4. North Carolina	4. North Carolina
5. Kentucky	**5. Kentucky**
6. New Mexico	6. Columbia
7. Columbia	7. New Mexico
8. Davidson	8. Louisville
9. Louisville	9. Davidson
10. Duke	10. Marquette
All-America	**All-America**
Elvin Hayes (Houston)*	Elvin Hayes (Houston)*
Wes Unseld (Louisville)	Lew Alcindor (UCLA)
Lew Alcindor (UCLA)	Pete Maravich (LSU)
Pete Maravich (LSU)	Wes Unseld (Louisville)
Calvin Murphy (Niagara)	Larry Miller (North Carolina)
Coach of the Year: Guy V. Lewis (Houston)	**Coach of the Year:** Guy V. Lewis (Houston)

1969

AP	UPI
1. UCLA	1. UCLA
2. La Salle	2. North Carolina
3. Santa Clara	3. Davidson
4. North Carolina	4. Santa Clara
5. Davidson	**5. Kentucky**
6. Purdue	6. La Salle
7. Kentucky	7. Purdue
8. St. John's	8. St. John's
9. Duquesne	9. New Mexico
10. Villanova	10. Duquesne
All-America	**All-America**
Lew Alcindor (UCLA)*	Lew Alcindor (UCLA)*
Pete Maravich (LSU)	Pete Maravich (LSU)
Spencer Haywood (Detroit)	Rick Mount (Purdue)
Rick Mount (Purdue)	Spencer Haywood (Detroit)
Calvin Murphy (Niagara)	Calvin Murphy (Niagara)
Coach of the Year: John Wooden (UCLA)	**Coach of the Year:** John Wooden (UCLA)

1970

AP	UPI
1. Kentucky	**1. Kentucky**
2. UCLA	2. UCLA
3. St. Bonaventure	3. St. Bonaventure
4. Jacksonville	**4. New Mexico State**
5. New Mexico State	5. Jacksonville
6. South Carolina	6. South Carolina
7. Iowa	7. Iowa
8. Marquette	8. Notre Dame
9. Notre Dame	9. Drake
10. North Carolina State	10. Marquette
All-America	**All-America**
Pete Maravich (LSU)*	Pete Maravich (LSU)*
Dan Issel (Kentucky)	Bob Lanier (St. Bonaventure)
Bob Lanier (St. Bonaventure)	Rick Mount (Purdue)
Rick Mount (Purdue)	Calvin Murphy (Niagara)
Calvin Murphy (Niagara)	**Dan Issel (Kentucky)**
Coach of the Year: John Wooden (UCLA)	**Coach of the Year:** John Wooden (UCLA)

1971

AP	UPI
1. UCLA	1. UCLA
2. Marquette	2. Marquette
3. Penn	3. Penn
4. Kansas	4. Kansas
5. Southern Cal	5. Southern Cal
6. South Carolina	6. South Carolina
7. Western Kentucky	7. Western Kentucky
8. Kentucky	**8. Kentucky**
9. Fordham	9. Fordham
10. Ohio State	10. Ohio State
All-America	**All-America**
Austin Carr (Notre Dame)*	Austin Carr (Notre Dame)*
Sidney Wicks (UCLA)	Sidney Wicks (UCLA)
Artis Gilmore (Jacksonville)	Artis Gilmore (Jacksonville)
Jim McDaniels (Western Kentucky)	Dean Meminger (Marquette)
Dean Meminger (Marquette)	John Roche (South Carolina)
Coach of the Year: Al McGuire (Marquette)	**Coach of the Year:** Al McGuire (Marquette)

1972

AP	UPI
1. UCLA	1. UCLA
2. North Carolina	2. North Carolina
3. Penn	3. Penn
4. Louisville	4. Louisville
5. Long Beach State	5. South Carolina
6. South Carolina	6. Long Beach State
7. Marquette	7. Marquette
8. SW Louisiana	8. SW Louisiana
9. BYU	9. BYU
10. Florida State	10. Florida State
All-America	**All-America**
Bill Walton (UCLA)*	Bill Walton (UCLA)*
Dwight Lamar (SW Louisiana)	Henry Bibby (UCLA)
Ed Ratleff (Long Beach State)	Dwight Lamar (SW Louisiana)
Jim Chones (Marquette)	Jim Chones (Marquette)
Tom Riker (South Carolina)	Ed Ratleff (Long Beach State)
Coach of the Year: John Wooden (UCLA)	**Coach of the Year:** John Wooden (UCLA)

1973

AP	UPI
1. UCLA	1. UCLA
2. North Carolina State	2. North Carolina State
3. Long Beach State	3. Long Beach State
4. Providence	4. Marquette
5. Marquette	5. Providence
6. Indiana	6. Indiana
7. SW Louisiana	7. (tie) Kansas State
8. Maryland	SW Louisiana
9. Kansas State	9. Minnesota
10. Minnesota	10. Maryland
All-America	**All-America**
Bill Walton (UCLA)*	Bill Walton (UCLA)*
Ed Ratleff (Long Beach State)	Ed Ratleff (Long Beach State)
David Thompson (N.C. State)	David Thompson (N.C. State)
Ernie DiGregorio (Providence)	Doug Collins (Illinois State)
Kermit Washington (American)	Dwight Lamar (SW Louisiana)
Coach of the Year: John Wooden (UCLA)	**Coach of the Year:** John Wooden (UCLA)

1974

AP	UPI
1. North Carolina State	1. North Carolina State
2. UCLA	2. UCLA
3. Marquette	3. Notre Dame
4. Maryland	4. Maryland
5. Notre Dame	5. Marquette
6. Michigan	6. Providence
7. Kansas	7. Vanderbilt
8. Providence	8. North Carolina
9. Indiana	9. Indiana
10. Long Beach State	10. Kansas
All-America	**All-America**
Bill Walton (UCLA)	Bill Walton (UCLA)
Keith Wilkes (UCLA)	David Thompson (N.C. State)
David Thompson (N.C. State)	John Shumate (Notre Dame)
Marvin Barnes (Providence)	Keith Wilkes (UCLA)
John Shumate (Notre Dame)	Marvin Barnes (Providence)
Coach of the Year: Norm Sloan (N.C. St.)	**Coach of the Year:** Digger Phelps (Notre Dame)

1975

AP	UPI
1. UCLA	1. Indiana
2. Kentucky	2. UCLA
3. Indiana	3. Louisville
4. Louisville	**4. Kentucky**
5. Maryland	5. Maryland
6. Syracuse	6. Marquette
7. North Carolina State	7. Arizona State
8. Arizona State	8. Alabama
9. North Carolina	9. North Carolina State
10. Alabama	10. North Carolina
All-America	**All-America**
David Thompson (N.C. State)*	David Thompson (N.C. State)*
Adrian Dantley (Notre Dame)	Adrian Dantley (Notre Dame)
David Meyers (UCLA)	David Meyers (UCLA)
Luther Burden (Utah)	John Lucas (Maryland)
Scott May (Indiana)	Scott May (Indiana)
Coach of the Year: Bobby Knight (Indiana)	**Coach of the Year:** Bobby Knight (Indiana)

1976

AP	UPI
1. Indiana	1. Indiana
2. Marquette	2. Marquette
3. Nevada-Las Vegas	3. Rutgers
4. Rutgers	4. Nevada-Las Vegas
5. UCLA	5. UCLA
6. Alabama	6. North Carolina
7. Notre Dame	7. Alabama
8. North Carolina	8. Notre Dame
9. Michigan	9. Michigan
10. Western Michigan	10. Washington
All-America	**All-America**
Adrian Dantley (Notre Dame)	Scott May (Indiana)*
Scott May (Indiana)*	Adrian Dantley (Notre Dame)
Kent Benson (Indiana)	John Lucas (Maryland)
John Lucas (Maryland)	Richard Washington (UCLA)
Phil Sellers (Rutgers)	Kent Benson (Indiana)
Coach of the Year: Bobby Knight (Ind.)	**Coach of the Year:** Tom Young (Rutgers)

1977

AP	UPI
1. Michigan	1. Michigan
2. UCLA	2. San Francisco
3. Kentucky	3. North Carolina
4. Nevada-Las Vegas	4. UCLA
5. North Carolina	**5. Kentucky**
6. Syracuse	6. Nevada-Las Vegas
7. Marquette	7. Arkansas
8. San Francisco	8. Tennessee
9. Wake Forest	9. Syracuse
10. Notre Dame	10. Utah
All-America	**All-America**
Marques Johnson (UCLA)*	Marques Johnson (UCLA)*
Ricky Green (Michigan)	Rickey Green (Michigan)
Phil Ford (North Carolina)	Kent Benson (Indiana)
Kent Benson (Indiana)	Bernard King (Tennessee)
Bernard King (Tennessee)	Otis Birdsong (Houston)
Coach of the Year: Bob Gaillard (San Francisco)	**Coach of the Year:** Bob Gaillard (San Francisco)

1978

AP	UPI
1. Kentucky	**1. Kentucky**
2. UCLA	2. UCLA
3. DePaul	3. Marquette
4. Michigan State	4. New Mexico
5. Arkansas	5. Michigan State
6. Notre Dame	6. Arkansas
7. Duke	7. DePaul
8. Marquette	8. Kansas
9. Louisville	9. Duke
10. Kansas	10. North Carolina
All-America	**All-America**
Phil Ford (North Carolina)	Butch Lee (Marquette)*
Butch Lee (Marquette)*	Phil Ford (North Carolina)
Mychal Thompson (Minnesota)	Mychal Thompson (Minnesota)
Larry Bird (Indiana State)	Larry Bird (Indiana State)
David Greenwood (UCLA)	David Greenwood (UCLA)
Coach of the Year: Eddie Sutton (Arkansas)	**Coach of the Year:** Eddie Sutton (Arkansas)

1979

AP	UPI
1. Indiana State	1. Indiana State
2. UCLA	2. UCLA
3. Michigan State	3. North Carolina
4. Notre Dame	4. Michigan State
5. Arkansas	5. Notre Dame
6. DePaul	6. Arkansas
7. LSU	7. Duke
8. Syracuse	8. DePaul
9. North Carolina	9. LSU
10. Marquette	10. Syracuse
All-America	**All-America**
Larry Bird (Indiana State)*	Larry Bird (Indiana State)*
Bill Cartwright (USF)	David Greenwood (UCLA)
David Greenwood (UCLA)	Mike Gminski (Duke)
Earvin "Magic" Johnson (Michigan St.)	Earvin "Magic" Johnson (Michigan St.)
Sidney Montcrief (Arkansas)	Jim Spanarkel (Duke)
Coach of the Year: Bill Hodges (Indiana State)	**Coach of the Year:** Bill Hodges (Indiana State)

1980

AP	UPI
1. DePaul	1. DePaul
2. LSU	2. LSU
3. Kentucky	**3. Kentucky**
4. Louisville	4. Louisville
5. Oregon State	5. Oregon State
6. Syracuse	6. Syracuse
7. Indiana	7. Indiana
8. Maryland	8. Maryland
9. Ohio State	9. Ohio State
10. Georgetown	10. Georgetown
All-America	**All-America**
Mark Aguire (DePaul)*	Mark Aguire (DePaul)*
Darrell Griffith (Louisville)	Darrell Griffith (Louisville)
Kyle Macy (Kentucky)	**Kyle Macy (Kentucky)**
Joe Barry Carroll (Purdue)	Joe Barry Carroll (Purdue)
Michael Brooks (LaSalle)	Michael Brooks (LaSalle)
Coach of the Year: Ray Meyer (DePaul)	**Coach of the Year:** Ray Meyer (DePaul)

1981

AP	UPI
1. DePaul	1. DePaul
2. Oregon State	2. Oregon State
3. Virginia	3. Virginia
4. LSU	4. LSU
5. Arizona State	5. Arizona State
6. North Carolina	6. North Carolina
7. Indiana	7. Indiana
8. Kentucky	**8. Kentucky**
9. Notre Dame	9. Notre Dame
10. Utah	10. Utah
All-America	**All-America**
Isiah Thomas (Indiana)	Isiah Thomas (Indiana)
Danny Ainge (BYU)	Danny Ainge (BYU)
Ralph Sampson (Virginia)*	Ralph Sampson (Virginia)*
Mark Aguire (DePaul)	Mark Aguire (DePaul)
Kelly Tripucka (Notre Dame)	Kelly Tripucka (Notre Dame)
Coach of the Year: Ralph Miller (Oregon State)	**Coach of the Year:** Ralph Miller (Oregon State)

1982

AP	UPI
1. North Carolina	1. North Carolina
2. DePaul	2. DePaul
3. Virginia	3. Virginia
4. Oregon State	4. Oregon State
5. Missouri	5. Missouri
6. Minnesota	6. Minnesota
7. Georgetown	7. Georgetown
8. Idaho	8. Idaho
9. Memphis State	9. Memphis State
10. Fresno State	10. Fresno State
All-America	**All-America**
Eric Floyd (Georgetown)	Eric Floyd (Georgetown)
Quinton Dailey (USF)	Quinton Dailey (USF)
Ralph Sampson (USF)	Ralph Sampson (Virginia)
Terry Cummings (DePaul)	Terry Cummings (DePaul)
James Worthy (North Carolina)	James Worthy (North Carolina)
Coach of the Year: Norm Stewart (Missouri)	**Coach of the Year:** Norm Stewart (Missouri)

1983

AP	UPI
1. Houston	1. Houston
2. Louisville	2. Louisville
3. St. John's	3. St. John's
4. Virginia	4. Virginia
5. Indiana	5. Indiana
6. Nevada-Las Vegas	6. Nevada-Las Vegas
7. UCLA	7. UCLA
8. North Carolina	8. North Carolina
9. Arkansas	9. Arkansas
10. Missouri	**10. Kentucky**
All-America	**All-America**
Ralph Sampson (Virginia)*	Michael Jordan (North Carolina)
Dale Ellis (Tennessee)	John Paxson (Notre Dame)
Patrick Ewing (Georgetown)	Ralph Sampson (Virginia)*
Michael Jordan (North Carolina)	Sam Perkins (North Carolina)
Wayman Tisdale (Oklahoma)	Keith Lee (Memphis State)
Coach of the Year: Guy V. Lewis (Houston)	**Coach of the Year:** Jerry Tarkanian (UNLV)

1984

AP	UPI
1. North Carolina	1. North Carolina
2. Georgetown	2. Georgetown
3. Kentucky	**3. Kentucky**
4. DePaul	4. DePaul
5. Houston	5. Houston
6. Illinois	6. Illinois
7. Oklahoma	7. Arkansas
8. Arkansas	8. Oklahoma
9. UTEP	9. UTEP
10. Purdue	10. Maryland
All-America	**All-America**
Waymon Tisdale (Oklahoma)	Chris Mullin (St. John's)
Sam Perkins (North Carolina)	Michael Jordan (North Carolina)*
Michael Jordan (North Carolina)*	Patrick Ewing (Georgetown)
Akeem Olajuwon (Houston)	Sam Perkins (North Carolina)
Patrick Ewing (Georgetown)	Wayman Tisdale (Oklahoma)
Coach of the Year: Ray Meyer (DePaul)	

1985

AP	UPI
1. Georgetown	1. Georgetown
2. Michigan	2. Michigan
3. St. John's	3. St. John's
4. Oklahoma	4. Memphis State
5. Memphis State	5. Oklahoma
6. Georgia Tech	6. Georgia Tech
7. North Carolina	7. North Carolina
8. Louisiana Tech	8. Louisiana Tech
9. Nevada-Las Vegas	9. Nevada-Las Vegas
10. Duke	10. Illinois
All-America	**All-America**
Chris Mullin (St. John's)	Chris Mullin (St. John's)*
Patrick Ewing (Georgetown)*	Johnny Dawkins (Duke)
Xavier McDaniel (Wichita State)	Patrick Ewing (Georgetown)
Keith Lee (Memphis State)	Waymon Tisdale (Oklahoma)
Waymon Tisdale (Oklahoma)	Keith Lee (Memphis State)
Coach of the Year: Bill Frieder (Michigan)	

1986

AP	UPI
1. Duke	1. Duke
2. Kansas	2. Kansas
3. Kentucky	3. St. John's
4. St. John's	**4. Kentucky**
5. Michigan	5. Michigan
6. Georgia Tech	6. Georgia Tech
7. Louisville	7. Louisville
8. North Carolina	8. North Carolina
9. Syracuse	9. Syracuse
10. Notre Dame	10. Nevada-Las Vegas
All-America	**All-America**
Len Bias (Maryland)	Scott Skiles (Michigan State)
Kenny Walker (Kentucky)	**Kenny Walker (Kentucky)**
Walter Berry (St. John's)	Johnny Dawkins (Duke)
Steve Alford (Indiana)	Walter Berry (St. John's)
Johnny Dawkins (Duke)	Len Bias (Maryland)
Coach of the Year: Eddie Sutton (Kentucky)	**Coach of the Year:** Mike Krzyzewski (Duke)

1987

AP	UPI
1. Nevada-Las Vegas	1. Nevada-Las Vegas
2. North Carolina	2. Indiana
3. Indiana	3. North Carolina
4. Georgetown	4. Georgetown
5. DePaul	5. DePaul
6. Iowa	6. Purdue
7. Purdue	7. Iowa
8. Temple	8. Temple
9. Alabama	9. Alabama
10. Syracuse	10. Syracuse
All-America	**All-America**
Kenny Smith (North Carolina)	Kenny Smith (North Carolina)
Steve Alford (Indiana)	Steve Alford (Indiana)
David Robinson (Navy)*	David Robinson (Navy)*
Reggie Williams (Georgetown)	Reggie Williams (Georgetown)
Danny Manning (Kansas)	Danny Manning (Kansas)
Coach of the Year: Tom Davis (Iowa)	**Coach of the Year:** John Chaney (Temple)

1988

AP	UPI
1. Temple	1. Temple
2. Arizona	2. Arizona
3. Purdue	3. Purdue
4. Oklahoma	4. Oklahoma
5. Duke	5. Duke
6. Kentucky	**6. Kentucky**
7. North Carolina	7. Pittsburgh
8. Pittsburgh	8. North Carolina
9. Syracuse	9. Syracuse
10. Michigan	10. Michigan
All-America	**All-America**
Sean Elliott (Arizona)	Hersey Hawkins (Bradley)
Gary Grant (Michigan)	Danny Manning (Kansas)*
Hersey Hawkins (Bradley)	Sean Elliott (Arizona)
Danny Manning (Kansas)*	Danny Ferry (Duke)
J.R. Reid (North Carolina)	Gary Grant (Michigan)
Coach of the Year: John Chaney (Temple)	**Coach of the Year:** John Chaney (Temple)

1989

AP	UPI
1. Arizona	1. Arizona
2. Georgetown	2. Georgetown
3. Illinois	3. Illinois
4. Oklahoma	4. North Carolina
5. North Carolina	5. Oklahoma
6. Missouri	6. Indiana
7. Syracuse	7. Duke
8. Indiana	8. Missouri
9. Duke	9. Syracuse
10. Michigan	10. Michigan
All-America	**All-America**
Sherman Douglas (Syracuse)	Jay Edwards (Indiana)
Sean Elliott (Arizona)*	Sean Elliott (Arizona)
Danny Ferry (Duke)	Danny Ferry (Duke)*
Chris Jackson (LSU)	Chris Jackson (LSU)
Stacey King (Oklahoma)	Stacey King (Oklahoma)
Coach of the Year: Bobby Knight (Indiana)	**Coach of the Year:** Bobby Knight (Indiana)

1990

AP	UPI
1. Oklahoma	1. Oklahoma
2. Nevada-Las Vegas	2. Nevada-Las Vegas
3. Connecticut	3. Connecticut
4. Michigan State	4. Michigan State
5. Kansas	5. Kansas
6. Syracuse	6. Syracuse
7. Arkansas	7. Georgia Tech
8. Georgetown	8. Arkansas
9. Georgia Tech	9. Georgetown
10. Purdue	10. Purdue

All-America
Chris Jackson (LSU)
Lionel Simmons (LaSalle)
Gary Payton (Oregon State)
Derrick Coleman (Syracuse)
Larry Johnson (UNLV)
Coach of the Year: Jim Calhoun (Connecticut)

All-America
Lionel Simmons (LaSalle)
Larry Johnson (UNLV)
Derrick Coleman (Syracuse)*
Kendall Gill (Illinois)
Gary Payton (Oregon State)
Coach of the Year: Jim Calhoun (Connecticut)

1991

AP	UPI
1. Nevada-Las Vegas	1. Nevada-Las Vegas
2. Arkansas	2. Arkansas
3. Indiana	3. Indiana
4. North Carolina	4. North Carolina
5. Ohio State	5. Ohio State
6. Duke	6. Duke
7. Syracuse	7. Arizona
8. Arizona	8. Syracuse
9. Kentucky	9. Nebraska
10. Utah	10. Utah

All-America
Shaquille O'Neal (LSU)
Larry Johnson (UNLV)
Billy Owens (Syracuse)
Kenny Anderson (Georgia Tech)
Stacy Augmon (UNLV)
Coach of the Year: Randy Ayers (Ohio St.)

All-America
Larry Johnson (UNLV)
Billy Owens (Syracuse)
Shaquille O'Neal (LSU)*
Jim Jackson (Ohio State)
Kenny Anderson (Georgia Tech)
Coach of the Year: Rick Majerus (Utah)

1992

AP	UPI
1. Duke	1. Duke
2. Kansas	2. Kansas
3. Ohio State	3. UCLA
4. UCLA	4. Ohio State
5. Indiana	5. Arizona
6. Kentucky	6. Indiana
7. Nevada-Las Vegas	7. Southern Cal
8. Southern Cal	8. Arkansas
9. Arkansas	**9. Kentucky**
10. Arizona	10. Oklahoma State

All-America
Shaquille O'Neal (LSU)
Christian Laettner (Duke)*
Jim Jackson (Ohio State)
Harold Miner (Southern Cal)
Alonzo Mourning (Georgetown)
Coach of the Year: Roy Williams (Kansas)

All-America
Jim Jackson (Ohio State)*
Christian Laettner (Duke)
Shaquille O'Neal (LSU)
Alonzo Mourning (Georgetown)
Harold Miner (Southern Cal)
Coach of the Year: Perry Clark (Tulane)

1993

AP
1. Indiana
2. Kentucky
3. Michigan
4. North Carolina
5. Arizona
6. Seton Hall
7. Cincinnati
8. Vanderbilt
9. Kansas
10. Duke

All-America
Jamal Mashburn (Kentucky)
Bobby Hurley (Duke)
Anfernee Hardaway (Memphis State)
Chris Webber (Michigan)
Calbert Cheaney (Indiana)*
Coach of the Year: Eddie Fogler (Vanderbilt)

1994

AP
1. North Carolina
2. Arkansas
3. Purdue
4. Connecticut
5. Missouri
6. Duke
7. Kentucky
8. Massachusetts
9. Arizona
10. Louisville

All-America
Glenn Robinson (Purdue)
Grant Hill (Duke)
Donyell Marshall (Connecticut)
Jason Kidd (California)
Clifford Rozier (Louisville)
Coach of the Year: Norm Stewart (Missouri)

1995

AP
1. UCLA
2. Kentucky
3. Wake Forest
4. North Carolina
5. Kansas
6. Arkansas
7. Massachusetts
8. Connecticut
9. Villanova
10. Maryland

All-America
Joe Smith (Maryland)
Ed O'Bannon (UCLA)
Shawn Respert (Michigan St.)
Damon Stoudamire (Arizona)
Jerry Stackhouse (North Carolina)
Coach of the Year: Kelvin Sampson (Oklahoma)

1996

AP
1. Massachusetts
2. Kentucky
3. Connecticut
4. Georgetown
Kansas
Purdue
7. Cincinnati
8. Texas Tech
9. Wake Forest
10. Villanova

All-America
Marcus Camby (Massachusetts)
Ray Allen (Connecticut)
Allen Iverson (Georgetown)
Tim Duncan (Wake Forest)
Kerry Kittles (Villanova)
Coach of the Year: Gene Keady (Purdue)

1997

AP
1. Kansas
2. Utah
3. Minnesota
4. North Carolina
5. Kentucky
6. South Carolina
7. UCLA
8. Duke
9. Wake Forest
10. Cincinnati

All-America
Raef LaFrentz (Kansas)
Keith Van Horn (Utah)
Tim Duncan (Wake Forest)*
Ron Mercer (Kentucky)
Danny Fortson (Cincinnati)
Coach of the Year: Clem Haskins (Minnesota)

1998

AP
1. North Carolina
2. Kansas
3. Duke
4. Arizona
5. Kentucky
6. Connecticut
7. Utah
8. Princeton
9. Cincinnati
10. Stanford

All-America
Mike Bibby, Arizona
Miles Simon, Arizona
Raef LaFrentz, Kansas
Antawn Jamison, North Carolina*
Paul Pierce, Kansas
Coach of the Year: Rick Majerus (Utah)

1999

AP
1. Duke
2. Michigan State
3. Connecticut
4. Auburn
5. Maryland
6. Utah
7. Stanford
8. Kentucky
9. St. John's
10. Miami

All-America
Jason Terry (Arizona)
Elton Brand (Duke)*
Richard Hamilton (Connecticut)
Mateen Cleaves (Michigan St.)
Andre Miller (Utah)
Coach of the Year: Cliff Ellis (Auburn)

2000

AP
1. Duke
2. Michigan State
3. Stanford
4. Arizona
5. Temple
6. Iowa State
7. Cincinnati
8. Ohio State
9. St. John's
10. LSU

All-America
Kenyon Martin (Cincinnati)*
Marcus Fizer (Iowa State)
A.J. Guyton (Indiana)
Chris Mihm (Texas)
Troy Murphy (Notre Dame)
Coach of the Year: Larry Eustachy (Iowa State)

CNN/USA Today Poll

1983
1. N.C. State
2. Houston
3. Louisville
4. Georgia
5. Virginia
6. Kentucky
7. North Carolina
8. St. John's
9. Indiana
10. Arkansas

1984
1. Georgetown
2. Houston
3. Kentucky
4. North Carolina
5. Illinois
6. DePaul
7. Virginia
8. Wake Forest
9. Memphis State
10. UNLV

1985
1. Villanova
2. Georgetown
3. St. John's
4. Georgia Tech
5. Memphis State
6. Oklahoma
7. North Carolina
8. Louisiana Tech
9. Michigan
10. N.C. State

1986
1. Louisville
2. Duke
3. Kansas
4. Kentucky
5. LSU
6. Georgia Tech
7. North Carolina
8. Navy
9. Auburn
10. St. John's

1987
1. Indiana
2. UNLV
3. Syracuse
4. North Carolina
5. Iowa
6. Providence
7. Georgetown
8. Alabama
9. DePaul
10. LSU

1988
1. Kansas
2. Oklahoma
3. Arizona
4. Duke
5. Temple
6. Purdue
7. North Carolina
8. Kansas State
9. Kentucky
10. Michigan

1989
1. Michigan
2. Seton Hall
3. Illinois
4. Duke
5. Georgetown
6. Syracuse
7. Arizona
8. North Carolina
9. UNLV
10. Indiana

1990
1. UNLV
2. Duke
3. Georgia Tech
4. Arkansas
5. Connecticut
6. Purdue
7. Michigan State
8. Minnesota
9. Loyola (Calif.)
10. Syracuse

1991
1. Duke
2. UNLV
3. Kansas
4. North Carolina
5. Arkansas
6. Seton Hall
7. St. John's
8. Ohio State
9. Indiana
10. Arizona

1992
1. Duke
2. Indiana
3. Michigan
4. Ohio State
5. Cincinnati
6. Kentucky
7. Kansas
8. UCLA
9. Oklahoma State
10. Arkansas

1993
1. Indiana
2. North Carolina
3. Michigan
4. Kentucky
5. Arizona
6. Seton Hall
7. Cincinnati
8. Vanderbilt
9. Kansas
10. Duke

1994
1. Arkansas
2. North Carolina
3. Purdue
4. Connecticut
5. Missouri
6. Duke
7. Massachusetts
8. Kentucky
9. Arizona
10. Louisville

1995
1. UCLA
2. Kentucky
3. Wake Forest
4. Kansas
5. North Carolina
6. Arkansas
7. Massachusetts
8. Connecticut
9. Villanova
10. Michigan State

1996
1. Massachusetts
2. Kentucky
3. Connecticut
4. Purdue
5. Kansas
6. Georgetown
7. Cincinnati
8. Texas Tech
9. Wake Forest
10. Utah

1997
1. Arizona
2. Kentucky
3. Minnesota
4. North Carolina
5. Kansas
6. Utah
7. UCLA
8. Clemson
9. Wake Forest
10. Louisville

USA Today/ ESPN Poll

1998
1. Kentucky
2. Utah
3. North Carolina
4. Stanford
5. Duke
6. Arizona
7. Connecticut
8. Kansas
9. Purdue
10. Michigan State

1999
1. Connecticut
2. Duke
3. Michigan State
4. Ohio State
T5. Kentucky
T5. St. John's
7. Auburn
8. Maryland
9. Stanford
10. Utah

2000
1. Michigan State
2. Florida
3. Iowa State
4. Duke
5. Stanford
6. Oklahoma State
7. Cincinnati
8. Arizona
9. Tulsa
10. Temple

Note: UPI ceased its national rankings following the 1992 season.

REGULAR SEASON ONLY *PLAYER OF THE YEAR

(1924-50; WON 247, LOST 24)

Alumni Gym is actually "the first house that Rupp built." A house filled with tradition. A house where the era of Kentucky basketball began.

Memorial Coliseum is often referred to as "the house that Rupp built." The Wildcats' current home, Rupp Arena, was dedicated to the legendary coach in 1976. But the rich Kentucky basketball tradition began 26 years before the ink was even dry on the Memorial Coliseum plans.

In 1923, the Athletics Council members argued to the Board of Trustees that the old gym in Barker Hall's Buell Armory was unsafe for even the small number of people it could accommodate. Large crowds that had to be turned away and the probability that the popular state high school tournament would be moved away were two major factors that convinced the Board members that a new gym was in order.

Soon, the 2,800-seat structure was approved and the Alumni Association began efforts to raise the $100,000 needed for the Wildcats new home — a home critics labeled as a "white elephant."

Alumni Gym, which was complete for the 1924-25 season, holds claim to the birth of Wildcat basketball mania. The building served as the home floor for Wildcat squads until 1950. During that time, Kentucky lost only 24 of its 271 games, while laying the groundwork to become the winningest college basketball team in the nation.

When Rupp took the reins of the program in 1930, his squads established a home record of 201 victories against just eight losses in 19 seasons. He led the Cats to 84 consecutive wins in the confines of Alumni including 64 consecutive victories in the Southeastern Conference.

During the last 17 seasons in the gym, the Wildcats won 12 conference tournament crowns and three Sugar Bowl championships. Through 26 seasons at the corner of the Avenue of Champions and South Limestone, Kentucky suffered only one losing season, while having 12 campaigns with three or fewer losses.

The tradition of winning established by the Kentucky Wildcats created a popularity unmatched nationwide. The situation soon developed to where only a portion of the student body and faculty were admitted to games. Once inside, fights would break out over the small number of seats. And for many years, about all that Kentuckians-at-large knew of their state University's famed cage teams consisted of information gleaned from radio broadcasts and newspaper reports.

Kentucky basketball became a dynasty in 1948 after winning the SEC and NCAA championships and the coveted Olympic gold in London, England. Led by All-Americans Alex Groza, Ralph Beard and Wallace "Wah Wah" Jones, with Rupp coaching from the sidelines, the United States squad soundly defeated France 65-21 in the gold medal game to become the 1948 World Champions.

In 1950, Kentucky's reign in Alumni Gym came to an end following the completion of the new Memorial Coliseum.

Kentucky closed out its tenure at Alumni Gym with 84 consecutive victories. The gym still stands at the corner of South Limestone and Avenue of Champions.



YEAR-BY-YEAR AT ALUMNI GYM

YEAR	WON	LOST	PCT.
1924-25	8	2	80.0
1925-26	9	1	90.0
1926-27	2	8	25.0
1927-28	6	2	75.0
1928-29	7	2	77.8
1929-30	12	1	92.3
1930-31	9	0	100.0
1931-32	10	1	90.9
1932-33	10	1	90.9
1933-34	10	0	100.0
1934-35	13	0	100.0
1935-36	11	1	91.7
1936-37	9	1	90.0
1937-38	9	0	100.0
1938-39	9	1	90.0
1939-40	8	1	88.9
1940-41	9	1	90.0
1941-42	10	0	100.0
1942-43	8	1	88.9
1943-44	8	0	100.0
1944-45	10	0	100.0
1945-46	12	0	100.0
1946-47	17	0	100.0
1947-48	11	0	100.0
1948-49	10	0	100.0
1949-50	10	0	100.0
TOTALS	247	24	91.1



Even today, the character of great tradition permeates the Memorial Coliseum air with near spiritual force.

(1950-76; WON 306, LOST 38)

For 26 years, the pulsating cries of "Rip 'em Up, Tear 'em Up, Give 'em Hell Wildcats" rang through one of the grandest and most historic of all basketball palaces — Kentucky's Memorial Coliseum.

In 1941, when Dr. H.L. Donovan became president of the University, one of his first recommendations was for a building "that will properly take care of our athletics, our health service, physical education and recreation." From this beginning came the plan that culminated in the construction of 11,500-seat Memorial Coliseum, an unparalleled edifice costing $3,925,000 by the time it was completed in 1950.

YEAR-BY-YEAR AT MEMORIAL COLISEUM

YEAR	WON	LOST	PCT.
1950-51	14	0	100.0
1951-52	12	0	100.0
1952-53#	-	-	-
1953-54	14	0	100.0
1954-55	13	1	92.9
1955-56	11	2	90.9
1956-57*	14	2	87.5
1957-58*	14	1	93.3
1958-59	14	0	100.0
1959-60	10	3	76.9
1960-61	12	2	85.7
1961-62	14	2	87.5
1962-63	10	5	66.7
1963-64	13	1	92.9
1064-65	12	2	85.7
1965-66	13	0	100.0
1966-67	8	7	53.3
1967-68*	14	1	93.3
1968-69	12	1	92.3
1969-70	15	0	100.0
1970-71	12	1	92.3
1971-72	12	1	92.3
1972-73	11	2	84.6
1973-74	9	3	75.0
1974-75	12	0	100.0
1975-76	11	1	91.7
TOTALS	306	38	89.0

#UK was suspended from play by the NCAA
**Record includes two NCAA Tournament games*

A great many people suggested that the gymnasium would be a "white elephant" that would never be filled by spectators of a sport considered by many as little more than a winter pastime.

But the hardwood game blitzed the nation and Kentucky's teams forged to the national forefront in such a crowd- pleasing manner that the "huge" hall was the site of a sellout each time Rupp's teams took to the floor.



Midnight Madness still draws a capacity crowd as well as a statewide television audience each October in Memorial Coliseum.

The Wildcats got off to a fine start in the Coliseum, winning every game played in the building for the first three seasons. When Georgia Tech upset Kentucky 59-58 on Jan. 8, 1955, it marked the first time the Wildcats had lost on their home court since the days of Alumni Gym, dating back more than 12 years to Jan. 4, 1943.

The loss ended a streak of 129 consecutive wins at home for Kentucky, an NCAA record that still stands today. Veteran UK announcer Cawood Ledford remembers the Yellowjackets' win at the Coliseum, the first time many Wildcat fans had ever witnessed a UK loss.

"When the game was over, nobody moved," Ledford said. "Everyone sat in absolute stunned silence. I would say it was a good five minutes before anyone made a move to get up. But Kentucky sure didn't lose very many times there."

Indeed the Cats did not. In 26 years, Kentucky came away a loser only 38 times in 344 games.

From the early 1960s on, the sale of UK basketball season tickets has been closed to the public with season ticket holders taking all the allotment other than student seating. The only seats available are ones students don't use.

While Rupp Arena affords UK one of the largest, built-for-basketball facility in the country with 23,000 seats, old-timers will tell you that the new building doesn't match the atmosphere of Memorial Coliseum. The character of great tradition permeates the air with near spiritual force, even today, when the building serves as the Wildcats' primary practice facility.

The huge building, which serves as a memorial to the nearly 10,000 Kentuckians who lost their lives in World War II and the Korean conflict, covers an entire city block and contains as much space as a seven-story office building. Situated along the Avenue of Champions, the Coliseum still houses the UK Athletics Association offices and is the home to many Wildcat athletics teams.

During the 1989-90 school year, the Athletics Association completed a $1 million renovation of Memorial Coliseum that included a spacious new weight room, lockerroom and offices for the UK basketball coaches, as well as administrative office space. The Coliseum currently seats 8,700 spectators.



CAPACITY: 23,000 (1976-PRESENT: WON 317, LOST 35)

The 2000-01 season marks the 25th anniversary for the building that has become synonymous with championship basketball — Rupp Arena. It's a showcase in the basketball capital of the world, where the Kentucky Wildcats have averaged 13.2 wins per season as opposed to just 1.5 losses annually.

Three national championship squads at Kentucky have called Rupp Arena home in the past 24 seasons. Three others have advanced to the Final Four. Eight teams have recorded perfect seasons in the building, and the Wildcats begin the 2001 season with a 20-game win streak, the nation's sixth longest current home win streak.

Situated in the heart of downtown Lexington, the facility is named after Kentucky's legendary former coach and has played host to several premier basketball events. In March of 1985, all roads led to Lexington for the NCAA Final Four. In 1986, Rupp played host to both the Southeastern Conference Tournament and the NCAA Women's Final Four. The arena has been the site of numerous NCAA regional tournaments, including the 1989 NCAA Southeast Regional that included eventual national champion Michigan, and the 1992 Southeast Regional, which Michigan also won en route to a national runner-up finish. In 1994 and 1998, Rupp played host to the NCAA First and Second rounds, and in 1996, the NCAA Southeast Regional was held there.

An awesome structure in sight and scope, the arena is divided into two seating areas. The lower level features 10,000 new, fully cushioned, theater seats in block coloring of blue, red, orange and purple, offering a spectacular splash of color. The upper level has 13,000 seats on epoxy-coated metal bleachers. The latter can be visually isolated to provide a more natural setting for small shows.

Built by the city of Lexington, the arena is the major portion of the $53 million Lexington Center complex, which includes an expanded convention-exhibition hall, a 50-store tri-level enclosed shopping mall, and a Hyatt Regency Hotel.

The arena is equipped with a specially designed sound system nicknamed "Big Bertha," and features lighting for events and television coverage. Special attention has been paid to such facilities as dressing rooms, service entrances and storage areas.

The Wildcats command an exclusive dressing room 365 days a year, while other facilities include six team-size lockerrooms and eight smaller units.

The portable basketball court, which lies on an ice rink 118 feet below the ceiling, is 60' x 120' and is made of a light shade of northern maple trimmed in Kentucky blue. The floor was specially designed to convert from the 94' length required for college and professional basketball to the 84' length for high school games by simply removing two panels.

Four 35' x 4' custom-made scoreboards are placed so spectators can see at least three of the boards from any seat in the arena.

In addition to serving as home to Kentucky's Sweet 16, the popular high school state tournament, the arena is also home to hockey's Kentucky Thoroughblades.

To accommodate the professional hockey team, the facility underwent a $2.5 million renovation during the summer of 1996.

COLLEGE TOURNAMENTS AT RUPP ARENA

NCAA TOURNAMENTS

1977: Mideast Region Semifinals
Michigan 86, Detroit 81
U.N.C. Charlotte 81, Syracuse 59

Mideast Region Final
N.C. Charlotte 75, Michigan 68

1980: Mideast Region Semifinals
Duke 55, Kentucky 54
Purdue 76, Indiana 69

Mideast Region Final
Purdue 68, Duke 60

1984: Mideast Region Semifinals
Kentucky 72, Louisville 67
Illinois 72, Maryland 70

Mideast Region Final
Kentucky 54, Illinois 51

1985: NCAA Final Four: Semis
Georgetown 77, St. John's 59
Villanova 52, Memphis 45

NCAA Championship Game
Villanova 66, Georgetown 64

1989: Southeast Region Semifinals
Virginia 86, Oklahoma 80
Michigan 92, North Carolina 87

Southeast Region Final
Michigan 102, Virginia 65

1992: Southeast Region Semifinals
Ohio State 80, North Carolina 73
Michigan 75, Oklahoma St. 72

Southeast Region Final
Michigan 75, Ohio State 71 (OT)

1994: Southeast Region 1st Round
Purdue 98, Central Florida 67
Alabama 76, Providence 70
Wake Forest 68, Col. Of Charleston 58
Kansas 102, Chattanooga 73

Southeast Region 2nd Round
Purdue 83, Alabama 73
Kansas 69, Wake Forest 58

1996: Southeast Region Semifinals
Mississippi St. 60, Connecticut 55
Cincinnati 87, Georgia Tech 70

Southeast Region Final
Mississippi St. 73, Cincinnati 63

1998: South Region 1st Round
Duke 99, Radford 63
Oklahoma St. 74, George Washington 59
Syracuse 63, Iona 61
New Mexico 79, Butler 62

South Region 2nd Round
Duke 79, Oklahoma St. 73
Syracuse 56, New Mexico 62

OHIO VALLEY CONFERENCE TOURNAMENTS

1992: First Round
Tennessee Tech 89, Austin Peay 68
Eastern Kentucky 88, Tennessee State 67
Morehead State 81, Middle Tennessee 80

Semifinals
Eastern Kentucky 72, Tennessee Tech 67
Murray State 109, Morehead State 77

Final
Murray State 81, Eastern Kentucky 60

1993: First Round
Tennessee Tech 97, Morehead 89
Murray State 82, Austin Peay 66

Semifinals
Tennessee State 77, Tennessee Tech 70
Murray State 74, Eastern Kentucky 73

Final
Tennessee State 82, Murray State 68

SOUTHEASTERN CONFERENCE TOURNAMENTS

1982: First Round
Vanderbilt 47, Florida 46 (2OT)
Auburn 38, Mississippi 36 (OT)

Second Round
Alabama 85, Georgia 74
Ole Miss 59, LSU 52
Tennessee 57, Vanderbilt 54
Kentucky 89, Auburn 66

Semifinals
Alabama 56, Tennessee 50
Kentucky 62, Ole Miss 58

Final
Alabama 48, Kentucky 46

1986: First Round
Mississippi State 62, Vanderbilt 54
Ole Miss 73, Tennessee 56

Second Round
Alabama 79, Georgia 59
LSU 72, Florida 66
Mississippi State 65, Auburn 63
Kentucky 95, Ole Miss 69

Semifinals
Alabama 77, Mississippi State 65
Kentucky 61, LSU 58

Final
Kentucky 83, Alabama 72

1993: First Round
Alabama 87, South Carolina 79
Georgia 87, Mississippi State 56
Ole Miss 67, Florida 62
Tennessee 78, Auburn 76

Second Round
Vanderbilt 76, Alabama 59
Arkansas 65, Georgia 60
LSU 89, Ole Miss 70
Kentucky 101, Tennessee 40

Semifinals
LSU 72, Vanderbilt 62
Kentucky 92, Arkansas 81

Final
Kentucky 82, LSU 65

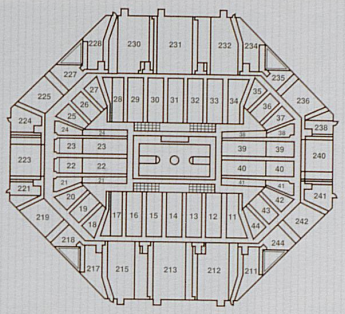

YEAR-BY-YEAR AT RUPP ARENA

Year	Won	Lost	Pct.
1976-77	12	2	85.7
1977-78	16	0	100.0
1978-79	11	4	73.3
1979-80	12	3	80.0
1980-81	15	0	100.0
1981-82	15	1	93.8
1982-83	14	1	93.3
1983-84	16	0	100.0
1984-85	11	3	78.6
1985-86	18	0	100.0
1986-87	13	2	86.7
1987-88	14	2	87.5
1988-89	8	6	57.1
1989-90	13	2	86.7
1990-91	13	0	100.0
1991-92	15	2	88.2
1992-93	16	0	100.0
1993-94	13	1	92.9
1994-95	12	1	92.3
1995-96	13	0	100.0
1996-97	12	1	92.3
1997-98	9	3	75.0
1998-99	12	1	92.3
1999-00	14	0	100.0
TOTALS	317	35	90.1

TOP TEN RUPP ARENA CROWDS

No.	Att.	Date	Opponent	W/L
1.	24,340	Dec. 23, 1995	Louisville, 89-66	W
2.	24,336	Feb. 11, 1996	Arkansas, 88-73	W
3.	24,332	March 7, 1992	Tennessee, 99-88	W
4.	24,327	Nov. 27, 1993	Louisville, 78-70	W
t 5.	24,326	Feb. 9, 1994	Arkansas, 82-90	L
t 5.	24,326	Mar. 2, 1997	South Carolina, 66-72	L
7.	24,325	March 4, 1995	LSU, 127-80	W
8.	24,324	Jan. 25, 1992	Arkansas, 88-105	L
9.	24,321	Dec. 12, 1998	Maryland, 103-91	W
10.	24,320	Feb. 18, 1995	Florida, 87-77	W

KENTUCKY'S YEAR-BY-YEAR ATTENDANCE

Year	No. Games	Attendance	Average
1999-00	14	314,267	•22,448
1998-99	13	303,771	•23,367
1997-98	12	287,354	•23,946
1996-97	13	309,457	•23,804
1995-96	13	310,633	•23,895
1994-95	13	309,477	23,806
1993-94	14	326,474	23,320
1992-93	16	382,869	23,929
1991-92	17	403,847	23,755
1990-91	13	312,329	•••24,025
1989-90	15	346,869	23,125
1988-89	14	306,524	21,895
1987-88	17	393,725	23,160
1986-87	15	345,718	23,048
1985-86	18••	•••407,290	22,627
1984-85	14	320,926	22,923
1983-84	16	•380,453	•23,778
1982-83	15••	356,766	•23,785
1981-82	16	•371,093	•23,193
1980-81	15	•354,996	•23,666
1979-80	15	•352,511	•23,501
1978-79	15	•351,042	•23,338
1977-78	16	373,403	•23,338
1976-77	14	•312,527	•22,323
1975-76	12	138,135	11,511
1974-75	12	138,098	11,539
1973-74	12	130,755	10,896
1972-73	12	150,856	11,604
1971-72	13	150,297	11,561
1970-71	13	152,471	11,728
1969-70	15	181,295	12,086
1968-69	13	165,600	11,821
1967-68	16	178,000	11,333
1966-67	13	136,588	10,502
1965-66	13	149,571	11,505
1964-65	14	151,000	10,786
1963-64	14	165,650	11,117
1962-63	15	153,132	10,208
1961-62	16	165,495	10,343
1960-61	14	129,978	9,284
1959-60	13	138,995	10,692
1958-59	15	177,824	11,855
1957-58	13	124,461	9,574
1956-57	14	129,733	9,266
1955-56	13	126,104	9,700

•Season high in the nation. ••Includes 3 SEC Tournament games.
••• Rupp Arena Record

KENTUCKY AT HOME THROUGH THE YEARS

	Seasons	Won	Lost	Pct.
Pre-Alumni Gym (1903 through 1924)	22	91	46	66.4
Alumni Gym (1924-25 through 1949-50)	26	247	24	91.1
Memorial Coliseum (1950-51 through 1975-76)	25	306	38	89.0
Rupp Arena (1976-77 through Present)	24	317	35	90.1
TOTALS	97	961	143	87.0

A Home Away From Home (Won 109, Lost 29, 79.0%)

The University of Kentucky has built an impressive record playing in Louisville. The Wildcats have won an NCAA championship (1958), nine Southeastern Conference Tournament titles, and have defeated some of the best teams from around the country before Wildcats fans in Louisville.

Kentucky began playing in Louisville in 1908, when the Cats lost to Louisville Coliseum, 30-18. UK defeated the University of Louisville, 26-13 in 1914, lost to the Cards 26-15 the following year, and then defeated them 32-24 in 1916. Two years later, UK lost to Centre, 22-12, in the state championship game played in Louisville. The Cats defeated the Cards there in 1922 and then did not play again in the Derby City until the 1936-37 season, when they dropped a 41-28 decision to Notre Dame.

UK vs. OPPONENTS IN LOUISVILLE

School	UK-Won	UK-Lost
Alabama	5	0
Auburn	5	0
Austin Peay	1	0
Centre	0	1
DePaul	4	0
Florida	5	0
Florida St.	1	0
Georgia	5	1
Georgia Tech	6	0
Great Lakes	0	2
Illinois	1	0
Indiana	6	4
Kansas	3	0
LSU	5	0
Louisville	7	5
Louisville Coliseum	0	1
Marshall	1	0
Mississippi	3	0
Mississippi St.	3	0
Morehead	2	0
North Carolina	1	2
Notre Dame	23	9
Ohio State	0	1
Purdue	1	0
Seattle	1	0
Temple	5	0
Tennessee	5	2
Tulane	7	0
Vanderbilt	1	1
VMI	1	0
Western Kentucky	1	0
Total	109	29

Most of those early games were played in the Armory downtown before Freedom Hall was opened (1957). The Cats christened the new facility by capturing the 1958 NCAA title with victories over Temple and Seattle. The spacious arena has played host to Kentucky teams every year since. Kentucky's record at Freedom Hall now stands at 46-15.

The Wildcats' overall record in Louisville is 109-29: 61-23 in regular-season play, 43-3 in SEC tournament play and 5-3 in postseason competition.

Kentucky's most impressive string of victories in Louisville came when the Cats won 32 straight games between 1946 and 1951. Only 11 of the 31 teams Kentucky has faced in Louisville have been able to knock off the Cats. The longest running series has been with Notre Dame, with the Wildcats holding a 23-9 advantage over the Fighting Irish.

Kentucky established a Freedom Hall attendance record in 1993 as 20,060 fans jammed the arena to watch the Cats down the Indiana Hoosiers, 81-78. Seven years earlier, 20,053 fans looked on as the Cats faced SEC rival Georgia, Dec. 30, 1986. UK fans continued a Wildcat tradition as more than 19,000 arrived the night before for a brief Kentucky shooting practice and to catch a glimpse of super-frosh Rex Chapman in December, 1986. Three days earlier, the Wildcats had handed Louisville its worst defeat ever at Freedom Hall, 85-51.

Most recently UK has won six of its last seven games played there, including an 80-71 victory over Georgia Tech last season.



Jules Camara had a breakout game against Georgia Tech last season at Freedom Hall, scoring 15 points in Kentucky's 80-71 victory.



Kentucky and Louisville cheerleaders join together to sing "My Old Kentucky Home."

KENTUCKY RESULTS IN LOUISVILLE

Year	W-L	Opponent	Score
1908	L	Louisville Coliseum	18-30
1913-14	W	Louisville	26-13
1914-15	L	Louisville	15-26
1915-16	W	Louisville	32-24
1917-18	L	Centre	12-22
1921-22	W	Louisville	38-14
1936-37	L	Notre Dame	28-41
1938-39	L	Notre Dame	37-42
1940-41	L	Notre Dame	47-48
•1940-41	W	Ole Miss	62-52
	W	Tulane	53-30
	W	Alabama	39-37
	L	Tennessee	33-36
•1941-42	W	Florida	42-36
	W	Ole Miss	59-32
	W	Auburn	40-31
	W	Alabama	36-34
••1941-42	L	Great Lakes	47-58
1942-43	L	Indiana	52-58
	W	Notre Dame	60-55
•1942-43	W	Tulane	48-31
	W	Georgia	59-30
	W	Miss State	52-43
	L	Tennessee	30-33
••1942-43	L	Great Lakes	39-53
1943-44	W	Indiana	61-41
	W	Notre Dame	55-54
•1943-44	W	Georgia	57-29
	W	LSU	55-28
	W	Tulane	62-46
1944-45	W	Indiana	61-43
	L	Notre Dame	58-59 (OT)
•1944-45	W	Florida	57-35
	W	LSU	68-37
	W	Alabama	52-41
	W	Tennessee	39-35
1945-46	L	Notre Dame	47-56
•1945-46	W	Auburn	69-24
	W	Florida	69-32
	W	Alabama	59-30
	W	LSU	59-36
••1945-46	W	Temple	54-43
1946-47	W	DePaul	65-45
	W	Notre Dame	60-30
•1946-47	W	Vanderbilt	98-29
	W	Auburn	84-18
	W	Georgia Tech	75-53
	W	Tulane	55-38
••1946-47	W	Temple	68-29
1947-48	W	DePaul	74-50
	W	Temple	58-38
•1947-48	W	Florida	87-31
	W	LSU	63-47
	W	Tennessee	70-47
	W	Georgia Tech	54-43
1948-49	W	DePaul	67-36
	W	Tulane	51-47
	W	Notre Dame	62-38
•1948-49	W	Florida	73-36
	W	Auburn	70-39
	W	Tennessee	83-44
	W	Tulane	68-52
1949-50	W	DePaul	49-47
•1949-50	W	Miss State	56-46
	W	Georgia	79-63
	W	Tennessee	95-58
•1950-51	W	Miss State	92-70
	W	Auburn	84-54
	W	Georgia Tech	82-56
	L	Vanderbilt	57-61
1951-52	W	Georgia	95-55
•1951-52	W	Georgia Tech	80-59
	W	Tulane	85-61
	W	Tennessee	81-66
	W	LSU	44-43
1953-54	W	Georgia Tech	99-48
1955-56	W	Georgia	143-66

FREEDOM HALL ERA

••1957-58	W	Temple	61-60
	W	Seattle	84-72
1958-59	W	Illinois	76-75
1959-60	W	Temple	97-92
1960-61	W	Notre Dame	68-62
••1960-61	W	Morehead	71-64
	L	Ohio State	74-87
1961-62	W	Notre Dame	100-53
1962-63	W	Notre Dame	78-70
1963-64	W	Notre Dame	101-81
1964-65	L	Notre Dame	97-111
1965-66	W	Notre Dame	103-69
1966-67	W	Notre Dame	96-85
1967-68	W	Notre Dame	81-7
1968-69	W	Notre Dame	110-90
1969-70	W	Notre Dame	102-100
1970-71	L	Notre Dame	92-99
1971-72	L	Indiana	89-90 (20T)
	W	Notre Dame	83-67
1972-73	L	N. Carolina	70-78
	W	Notre Dame	65-63
1973-74	L	Indiana	68-77
	L	Notre Dame	79-94
1974-75	W	N. Carolina	90-78
	W	Kansas	100-63
	W	Notre Dame	113-96
1975-76	L	Indiana	68-77 (OT)
	W	Notre Dame	79-77
1976-77	W	Notre Dame	102-78
	W	Florida St.	97-57
1977-78	W	Notre Dame	73-68
1978-79	W	Notre Dame	81-76
1979-80	W	Notre Dame	86-80
1980-81	L	Notre Dame	61-67
1981-82	W	Notre Dame	34-28 (OT)
1982-83	W	Kansas	82-62
1983-84	W	Purdue	88-67
1984-85	L	Louisville	64-71
	W	Kansas	92-89
1985-86	W	VMI	93-55
1986-87	W	Louisville	85-51
	L	Georgia	65-69
1987-88	W	Notre Dame	78-69
1988-89	W	Austin Peay	85-77
	L	Louisville	75-97
1989-90	L	North Carolina	110-121
1990-91	W	W. Kentucky	84-70
	W	Louisville	93-85
1991-92	W	Morehead St.	101-84
1992-93	W	Louisville	88-68
	W	Indiana	81-78
1993-94	W	Mississippi	98-64
1994-95	W	Indiana	73-70
	L	Louisville	86-88
1995-96	W	Marshall	118-99
1996-97	W	Indiana	99-65
	W	Louisville	74-54
1997-98	W	Alabama	70-67
1998-99	W	Indiana	70-61 (OT)
	L	Louisville	74-83
1999-00	W	Georgia Tech	80-71

Freedom Hall record: 46-15
UK's record in Louisville: 109-29
• SEC Tournament •• Postseason Games+-

LOUISVILLE'S FREEDOM HALL



Wildcat fans fill Freedom Hall once each season.

KENTUCKY 20, GEORGIA 19

March 1, 1921

ATLANTA — Bill King's free throw with no time left on the clock lifted the Wildcats to the SIAA Championship.

Georgia	8	11	—	19
Kentucky	7	13	—	20

KENTUCKY 28, CINCINNATI 23

December 13, 1924

LEXINGTON — James McFarland scored 10 points and the Wildcats defeated the Bearcats in the first game played at Alumni Gym.

Cincinnati	9	14	—	23
Kentucky	13	15	—	28

KENTUCKY 67, GEORGETOWN COLLEGE 19

December 18, 1930

LEXINGTON — The Wildcats pounded the Tigers in Adolph Rupp's debut as coach at Kentucky.

Georgetown College	9	10	—	19
Kentucky	38	29	—	67

KENTUCKY 35, MARQUETTE 33

February 14, 1938

LEXINGTON — Joe Hagan's 48-foot shot with 12 seconds left lifted the Wildcats over the Warriors. After the game, Gov. Chandler pounded a nail into the floor to mark the spot.

Marquette	18	15	—	33
Kentucky	18	17	—	35

KENTUCKY 60, NOTRE DAME 55

January 23, 1943

LEXINGTON — Marvin Akers and Melvin Ticco combined for 33 points as the Wildcats beat the Fighting Irish for the first time in school history.

Notre Dame	33	22	—	55
Kentucky	27	33	—	60

KENTUCKY 46, RHODE ISLAND 45

March 20, 1946

NEW YORK — Ralph Beard's free throw with 40 seconds left lifted the Wildcats to their first national title in the NIT.

Kentucky	26	20	—	46
Rhode Island	27	18	—	45

UTAH 49, KENTUCKY 45

March 24, 1947

NEW YORK — Wat Misaka, a 5-8 center, held high-scoring Ralph Beard to two points and the Utes won the NIT championship.

Kentucky	21	24	—	45
Utah	27	22	—	49

KENTUCKY 73, WEST TEXAS STATE 43

December 1, 1950

LEXINGTON — The Wildcats made the first game played in Memorial Coliseum a memorable one as they routed the Buffaloes.

West Texas State	24	19	—	43
Kentucky	47	26	—	73

GEORGIA TECH 59, KENTUCKY 58

January 8, 1955

LEXINGTON — Joe Helms' 12-foot jump shot with 12 seconds left ended the Wildcats' 129-game home winning streak.

Georgia Tech	26	33	—	59
Kentucky	23	35	—	58

KENTUCKY 85, TEMPLE 83 (3 OT)

December 7, 1957

LEXINGTON — The longest game in UK history proved fruitful for the Wildcats as Vernon Hatton scored UK's final six points to edge the Owls.

Temple	35	30	6	4	8	—	83
Kentucky	34	31	6	4	10	—	85

KENTUCKY 61, TEMPLE 60

March 21, 1958

LOUISVILLE — Vernon Hatton's layup with 17 seconds remaining pushed the Wildcats past the Owls and into the NCAA Championship game.

Temple	33	27	—	60
Kentucky	33	28	—	61

TEXAS WESTERN 72, KENTUCKY 65

March 19, 1966

COLLEGE PARK — Bobby Joe Hill scored 20 points and Texas Western upset the top-ranked Wildcats to win the NCAA title.

Kentucky	28	37	—	65
Texas Western	31	41	—	72

KENTUCKY 88, GEORGIA 68

January 13, 1969

LEXINGTON — The Wildcats used an 18-2 burst midway through the second half to become the first school in college basketball history to win 1,000 games.

Georgia	29	39	—	68
Kentucky	38	50	—	88

KENTUCKY 90, VANDERBILT 86

February 28, 1970

LEXINGTON — Dan Issel became the first UK player to score 2,000 career points as the Wildcats avenged their only loss of the season.

Vanderbilt	33	53	—	86
Kentucky	46	44	—	90

FLORIDA STATE 73, KENTUCKY 54

March 18, 1972

DAYTON — The Seminoles won the Mideast Region title by routing the Wildcats in Adolph Rupp's final game as coach.

Kentucky	28	26	—	54
Florida State	34	39	—	73

KENTUCKY 92, INDIANA 90

March 22, 1975

DAYTON — The Wildcats captured the Mideast Region title by handing the Hoosiers their first loss in 34 games.

Kentucky	44	48	—	92
Indiana	44	46	—	90

UCLA 92, KENTUCKY 85

March 31, 1975

SAN DIEGO — Coach John Wooden closed out his coaching career by leading the Bruins to their 10th NCAA title in 12 years.

Kentucky	40	45	—	85
UCLA	43	49	—	92

KENTUCKY 94, MISSISSIPPI STATE 93 (OT)

March 8, 1976

LEXINGTON — Jack Givens keyed a late rally as the Wildcats outlasted the Bulldogs in the last game played at Memorial Coliseum.

Mississippi State	50	35	8	—	93
Kentucky	42	43	9	—	94

KENTUCKY 72, WISCONSIN 64

November 27, 1976

LEXINGTON — With Adolph Rupp looking on from the stands, the Wildcats dumped the Badgers in the first game played at Rupp Arena.

Wisconsin	24	40	—	64
Kentucky	34	38	—	72

KENTUCKY 94, DUKE 88

March 27, 1978

ST. LOUIS — Jack Givens scored 41 points as the Wildcats captured their fifth NCAA title.

Kentucky	45	49	—	94
Duke	38	50	—	88

KENTUCKY 67, KANSAS 66 (OT)

December 9, 1978

LEXINGTON — After forcing overtime, the Cats were down 66-60 with 31 seconds to go. Back-to-back baskets by freshman Dwight Anderson cut the lead to two before he stole the inbounds pass and fed Kyle Macy for the tying jumper. Macy completed the comeback by adding a technical free throw when Kansas called a timeout it didn't have.

Kansas	35	21	10	—	66
Kentucky	28	28	11	—	67

LOUISVILLE 80, KENTUCKY 68 (OT)

March 26, 1983

KNOXVILLE — The first meeting between the two teams in more than 24 years proved memorable as the Cardinals outscored the Wildcats 18-6 in overtime to advance to the Final Four.

Kentucky	37	25	6	—	68
Louisville	30	32	18	—	80

KENTUCKY 65, LOUISVILLE 44

November 26, 1983

LEXINGTON — In the first regular-season meeting in 61 years between the two in-state rivals, the Wildcats employed a swarming defense and balanced offense to roll to victory.

Louisville	20	24	—	44
Kentucky	35	30	—	65

KENTUCKY 72, LOUISVILLE 67

March 22, 1984

LEXINGTON — Winston Bennett's three-point play with 13 seconds left pushed the Wildcats into the Mideast Regional Final.

Louisville	36	31	—	67
Kentucky	32	40	—	72

GEORGETOWN 53, KENTUCKY 40

March 31, 1984

SEATTLE — The Hoyas outscored the Wildcats 23-2 at the start of the second half on their way to the NCAA title game. UK sank only three of 33 field goal attempts in the second half.

Georgetown	22	31	—	53
Kentucky	29	11	—	40

KENTUCKY 64, UNLV 61

March 16, 1985

SALT LAKE CITY — Kenny Walker scored 23 points and provided a key block in the final minutes as the Wildcats advanced to the West Regional final.

Kentucky	30	34	—	64
UNLV	30	31	—	61

ST. JOHN'S 86, KENTUCKY 70

March 22, 1985

DENVER — Having announced he would retire following the game, Coach Joe B. Hall watched as the Redmen ended the Wildcats' Final Four hopes.

Kentucky	38	32	—	70
St. John's	39	47	—	86

KENTUCKY 75, OKLAHOMA 74

February 29, 1987

LEXINGTON — Richard Madison's basket with eight seconds left enabled the Wildcats to upset the No. 12 Sooners.

Oklahoma	34	40	—	74
Kentucky	35	40	—	75

KENTUCKY 76, OHIO 73

November 28, 1989

LEXINGTON — The long-awaited debut of Coach Rick Pitino and the Wildcats was worth waiting for as Reggie Hanson scored 24 points and UK held off the Bobcats.

Ohio	30	43	—	73
Kentucky	44	32	—	76



FABULOUS FIVE Captain Kenny Rollins drives a nail to mark the spot in Alumni Gym from where Ralph Beard made a 53.9 foot shot against Tennessee in 1948. Beard watches the ceremony, along with left to right, standing, Coach Adolph Rupp, Cliff Barker, Joe Holland, Alex Groza and Wallace Jones.

KENTUCKY 100, LSU 95

February 15, 1990

LEXINGTON — Described by many as one of the most exciting games ever played at Rupp Arena, the Wildcats burst out to an early lead and then held off Chris Jackson and the Tigers.

LSU	36	59	—	95
Kentucky	48	52	—	100

KENTUCKY 79, ALABAMA 73

February 26, 1991

LEXINGTON — Kentucky beat the Crimson Tide to win its 200th game in Rupp Arena and became one of two schools (along with North Carolina) to win 1,500 basketball games.

Alabama	43	30	—	73
Kentucky	43	36	—	79

KENTUCKY 114, AUBURN 93

March 2, 1991

LEXINGTON — Before the then-largest crowd in Rupp Arena history, the Wildcats closed out the 1990-91 season with a 22-6 overall record. Although UK was ineligible for the SEC title because of probation, the Wildcats secured the best record in the league (14-4) with the win over Auburn. A ceremony and parade followed.

Auburn	43	50	—	93
Kentucky	65	49	—	114

KENTUCKY 80, ALABAMA 54

March 15, 1992

BIRMINGHAM — Kentucky roared back from a 32-29 halftime deficit to crush Alabama, 80-54, and take the SEC Tournament championship after being banned from the event for two years.

Kentucky	29	51	—	80
Alabama	32	22	—	54

DUKE 104, KENTUCKY 103 (OT)

March 28, 1992

PHILADELPHIA — In what many called the "greatest NCAA Tournament game ever played," Kentucky took top-ranked defending champion Duke to overtime before a desperation shot by Christian Laettner sent the Blue Devils to the Final Four.

Kentucky	45	48	10	—	103
Duke	50	43	11	—	104

KENTUCKY 106, FLORIDA STATE 81

March 27, 1993

CHARLOTTE — Kentucky beat Florida State to advance to the NCAA Final Four in New Orleans. The victory completed a string of four games in which the Wildcats blitzed their Southeast Region opponents by an average of 31.0 points — the largest margin of victory by a team through four games en route to the Final Four.

Florida State	46	35	—		81
Kentucky	54	52	—		106

MICHIGAN 81, KENTUCKY 78 (OT)

April 3, 1993

NEW ORLEANS — Kentucky faced Michigan in the NCAA semifinals, marking UK's 10th Final Four appearance. An 81-78 overtime loss to the Wolverines ended the Cats' season at 30-4 and marked All-American Jamal Mashburn's last game in UK blue.

Kentucky	35	36	7	—	78
Michigan	40	31	10	—	81

KENTUCKY 99, LSU 95

February 15, 1994

BATON ROUGE — Trailing by 31 points with 15:34 remaining in the game, the Wildcats went on a tear. They hit 11 three-pointers and outscored the Tigers 62-27 during the final 15:34. UK's 99-95 win marked the greatest comeback in school history.

Kentucky	32	67	—		99
LSU	48	47	—		95

KENTUCKY 73, FLORIDA 60

March 13, 1994

MEMPHIS — Kentucky faced Florida for the second time in 11 days, and for the second time, the Wildcats beat the Gators. The triumph in Memphis gave UK its third consecutive SEC Tournament title, and improved the Pitino-era SEC Tourney mark to a perfect 9-0.

Kentucky	33	40	—		73
LSU	27	33	—		60

KENTUCKY 95, ARKANSAS 93 (OT)

March 12, 1995

ATLANTA— Kentucky repeatedly clawed its way back in the SEC Tournament final — finding itself trailing by 19 in the first half, 12 points with nine minutes left in the second half and nine points with 1:33 remaining in overtime.

Kentucky	44	36	15	—	95
Arkansas	50	30	13	—	93

BIG SHOTS ON THE COURT ...

A. RALPH BEARD
Mar. 20, 1946 vs. Rhode Island
This free throw with 43 seconds left gave Adolph Rupp his first national title, 46-45.

B. RALPH BEARD
Feb. 14, 1948 vs. Tennessee
The buzzer-beater is still one of the longest shots (52.5') in UK history.

C. VERNON HATTON
Dec. 7, 1957 vs. Temple
Hatton's 47-foot bomb from midcourt tied the game at the end of the first overtime.

D. TERRY MOBLEY
Dec. 31, 1963 vs. Duke
Mobley's shot, with 7 seconds left, propelled UK past No. 1 Duke, 81-79.

E. KYLE MACY
Feb. 24, 1980 vs. LSU
Macy's jumper gave the Cats the 1980 SEC crown, 76-74 in overtime.

F. KENNY WALKER
Mar. 10, 1984 vs. Auburn
The sophomore's 15-footer at the buzzer defeated Charles Barkley's squad for the SEC Tourney title.

G. CEDRIC JENKINS
Dec. 12, 1987 vs. Louisville
Jenkins' tip-in gave UK a 76-75 win against its arch rival.

H. SEAN WOODS
Mar. 28, 1992 vs. Duke
Woods banked in this 10-footer to give UK the lead with 2.9 seconds left in overtime in the regional final.

I. JEFF BRASSOW
Dec. 23, 1993 vs. Arizona
Brassow tipped in a Rodrick Rhodes' miss as UK won the Maui Invitational, 93-92.

J. WALTER MCCARTY
Feb. 15, 1994 vs. LSU
McCarty's three completed a 31-point comeback against the Tigers.

K. TONY DELK
April 1, 1996 vs. Syracuse
His three was part of a four-point play that lifted UK to its sixth NCAA title.

L. NAZR MOHAMMED
Jan. 27 vs. Vanderbilt
This running bank shot ruined Vanderbilt's upset bid with a 63-61 victory.

M. SCOTT PADGETT
Mar. 22, 1998 vs. Duke
The three-pointer broke an 81-81 tie with 39.4 seconds left and capped a 17-point comeback.

KENTUCKY 81, MASSACHUSETTS 74

March 30, 1996

EAST RUTHERFORD, N.J. — In a rematch from an early season loss, the Wildcats fought off a late rally in the national semifinals to advance to the championship game. The top-ranked Minutemen pulled within three, 63-60, in the final five minutes. But UK canned 12 of 14 free throws to advance to the title game for the first time in 18 years.

Kentucky	36	45	—		81
Massachusetts	28	46	—		74

KENTUCKY 76, SYRACUSE 67

April 1, 1996

EAST RUTHERFORD, N.J. — Behind an NCAA title game record-tying seven three-pointers from Tony Delk, UK won its sixth national title. After two John Wallace free throws cut the UK lead to two, 64-62, the Wildcats responded with a Walter McCarty tip-in and a Derek Anderson three-pointer and Syracuse never threatened again.

Kentucky	42	34	—		76
Syracuse	33	34	—		67

ARIZONA 84, KENTUCKY 79 (OT)

March 31, 1997

INDIANAPOLIS — Trying to become the second team in 24 years to repeat as national champion, Ron Mercer and Anthony Epps nailed three-pointers inside the last minute to force overtime. But with four Wildcats fouling out, Arizona outscored UK by five in the extra period in Rick Pitino's final game as coach at Kentucky.

Arizona	33	41	10	—	84
Kentucky	32	42	5	—	79

KENTUCKY 86, DUKE 84

March 22, 1998

ST. PETERSBURG, Fla. – The Wildcats fell behind by 18 points in the first half and by 17 points with 9:38 remaining in the game before avenging a 1992 loss to the Blue Devils. Cameron Mills' three-pointer with 2:15 left gave UK its first lead, 80-79, before Scott Padgett's trey with 39.4 seconds remaining broke an 81-81 tie as Kentucky advanced to the Final Four for the third consecutive year.

Kentucky	39	47	—		86
Duke	49	35	—		84

KENTUCKY 86, STANFORD 85 (OT)

March 28, 1998

SAN ANTONIO – Kentucky rallied from a 10-point second-half deficit, then grabbed a 5-point overtime lead, before fending off the Cardinal to advance to the title game for the third straight season. Jeff Sheppard canned three long-range three-pointers – two in the final three minutes and one in overtime – en route to a career-high 27 points.

Stanford	37	36	12	—	85
Kentucky	32	41	13	—	86

KENTUCKY 78, UTAH 69

March 30, 1998

SAN ANTONIO – After being outrebounded 24-6 in the first half and trailing 41-31 at the break, the "Comeback Cats" charged from behind to win the school's seventh national title, its second in three years. It was the largest deficit overcome in a title game as the Wildcats beat the Utes for the fourth time in six consecutive NCAA Tournaments.

Utah	41	28	—		69
Kentucky	31	47	—		78

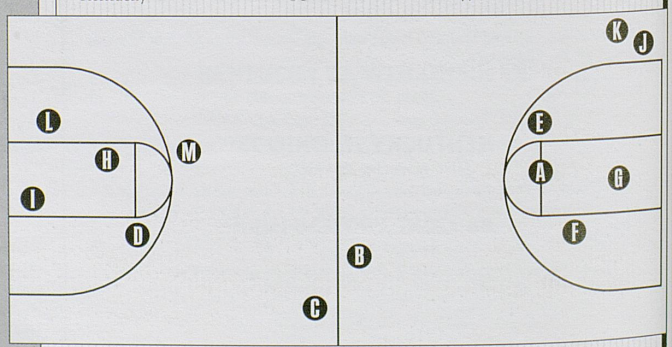

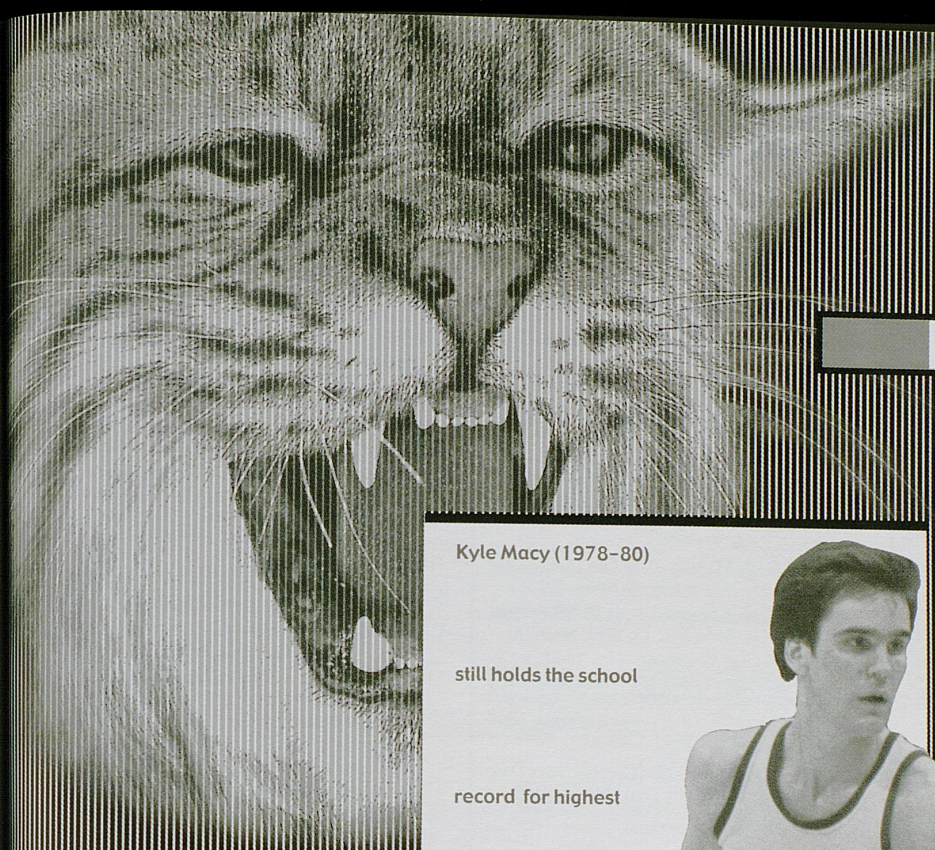

RECORDS

Kyle Macy (1978-80)

still holds the school

record for highest

free throw

percentage, canning

89.0 % in 1980,

which also ranks as

a SEC record.



INDIVIDUAL RECORDS

SEASON

Most Games Played — 40 — Anthony Epps, Jamaal Magloire, Ron Mercer and Wayne Turner, 1996-97

Most Points — 948 by Dan Issel in 28 games, 1969-70 (Regular Season only — 876 by Dan Issel in 26 games, 1969-70) (Conference Play Only — 612 by Dan Issel in 18 games, 1969-70)

Highest Scoring Average — 33.9 by Dan Issel in 28 games, 1969-70 (Regular Season Only — 33.7 by Dan Issel in 26 games, 1969-70) (Conference Play Only — 34.0 by Dan Issel in 18 games, 1969-70)

Most Field Goals Made — 369 by Dan Issel in 28 games, 1969-70 (Regular Season Only — 339 by Dan Issel in 26 games, 1969-70) (Conference Play Only — 239 by Dan Issel in 18 games, 1969-70)

Most FG Attempts — 667 by Dan Issel in 28 games, 1969-70 (Regular Season Only — 614 by Dan Issel in 28 games, 1969-70) (Conference Play Only — 433 by Dan Issel in 18 games, 1969-70)

Highest Field Goal Percentage — 65.7 by Michael Bradley in 37 games, 1998-99 (Regular Season Only — 68.0 by Michael Bradley in 30 games, 1998-99) (Conference Play Only — 70.2 by Michael Bradley in 16 games, 1998-99)

Most 3-Point Field Goals Made — 101 by Travis Ford in 34 games, 1992-93 (Regular Season Only — 99 by Derrick Miller in 28 games, 1989-90) (Conference Play Only — 57 by Derrick Miller in 18 games, 1989-90)

Most 3-Point Field Goals Attempted — 289* by Derrick Miller in 28 games, 1989-90 (Regular Season Only — 289* by Derrick Miller in 28 games, 1989-90 (Conference Play Only— 168 by Derrick Miller in 18 games, 1989-90)

Highest 3-Point Percentage — 53.2 by Cameron Mills in 31 games (42-79), 1996-97 — 52.9* by Travis Ford in 34 games (101-191), 1992-93

Most Free Throws Made — 218 by Kenny Walker in 31 games, 1984-85 (Regular Season Only — 198 by Dan Issel in 26 games, 1969-70) (Conference Play Only — 134 by Dan Issel in 18 games, 1969-70)

Most Free Throws Attempted— 284 by Kenny Walker in 31 games, 1984-85 (Regular Season Only — 259 by Dan Issel in 26 games, 1969-70) (Conference Play Only — 182 by Kenny Walker in 18 games, 1984-85)

Highest Free Throw Pct. — 91.8 by Larry Steele in 23 games (45-49), 1969-70 (Regular Season Only — 92.2 by Kyle Macy in 30 games, (94-101), 1979-80) (Conference Play Only — 92.0 by Jim Master in 18 games (69-75), 1981-82)

Most Rebounds — 567* by Bill Spivey in 34 games, 1950-51 (Regular Season Only — 447 by Bill Spivey in 25 games, 1950-51) (Conference Play Only — 250 by Cliff Hagan in 14 games, 1951-52)

Most Assists — 232 by Roger Harden in 36 games, 1985-86

Steals — 79 by Wayne Turner in 40 games, 1996-97

Blocks — 83 by Melvin Turpin in 31 games in 1982-83 and by Andre Riddick in 34 games, 1993-94

SINGLE GAME

Most Points — 53 by Dan Issel (Against Ole Miss at Oxford, Feb. 7, 1970)

Most Field Goals Made — 23 by Dan Issel (Against Ole Miss at Oxford, Feb. 7, 1970)

Most Field Goals Attempted — 42 by Bill Spivey (Against Ga. Tech., Feb. 18, 1950. Made 16)

Highest Field Goal Percentage (Min. 10 Made) — 1.000 by Rodney Dent (12 of 12) against Morehead State, Dec. 17, 1993; 1.000 by Kenny Walker (11 of 11) against Western Kentucky, Mar. 16, 1986

Most 3-Point Field Goals Made — 9 by Tony Delk (Against TCU, Jan. 20, 1996. Attempted 12.)

Most 3-Point Field Goals Attempted — 19 by Derrick Miller (Against Kansas, Dec. 8, 1990. Made 8)

Highest 3-Point Percentage — 87.5 by Derrick Miller (7 of 8) (Against California, Nov. 28, 1988)

Most Free Throws Made — 18 by Dwight Anderson (Against Mississippi State, Jan. 15, 1979)

Most Free Throws Attempted — 24 by Cliff Hagan (Against Temple, Dec. 18, 1954. Made 17)

Highest Free Throw Percentage (Min. 10 Made) 1.000 by Louie Dampier (13 of 13 against Florida, Jan. 30, 1965, and 14 of 14 against Oregon State, Dec. 22, 1966) 1.000 by Travis Ford (13 of 13 against Ohio State, Dec. 22, 1993) 12 other players have 16 — 1.000 performances. (Min. 15 made) .944 (17 of 18) by Cliff Hagan against Ole Miss, Jan. 2, 1952)

Consecutive Free Throws Made — 16 by Cliff Hagan (Against Ole Miss, Jan. 2, 1952)

Most Rebounds — 34 by Bob Burrow (Against Temple, Dec. 10, 1955); 34 by Bill Spivey (Against Xavier, Feb. 13, 1951) (Conference Play Only — 30 by Cotton Nash; Against Ole Miss (H) Feb. 8, 1964)

Most Assists — 15 by Travis Ford against Eastern Kentucky, Dec. 8, 1993

Dan Issel still holds numerous records in scoring and rebounding at UK. In his three-year career, he totaled 2,138 points, the most by a Wildcat.



*ALSO SOUTHEASTERN CONFERENCE RECORD ** INCLUDES 3 SEC TOURNAMENT GAMES ***ALSO RECOGNIZED AS NATIONAL RECORD

Most Blocks — 9 by Sam Bowie (Against Vandy, Feb. 21, 1981) and Andre Riddick (Against LSU, Mar. 14, 1993)

Most Steals — 8 by Wayne Turner (against G. Washington, Nov. 24, 1997)

Longest Field Goal Made — 63 feet, 7 inches by Cliff Barker (Against Vanderbilt, Feb. 26, 1949 in Alumni Gym). (Other long shots on record include 53 ft. 9 in. by Ralph Beard against Tennessee in 1947-48; 53 ft. 6 in. by Linville Puckett against Miss. State in 1953-54; 48 ft. 2 in. by Red Hagan against Marquette in 1937-38; and 47-footer by Vernon Hatton against Temple on Dec. 7, 1957 that tied the score at the end of the first overtime. UK later won the game in 3 overtimes, 85-83).

INDIVIDUAL CAREER RECORDS

Most Games Played —
1. 151 — Wayne Turner (1996-99)***
2. 145 — Jamaal Magloire (1997-00)
3. 143 — Jared Prickett (1993-97)
4. 141 — Anthony Epps (1994-97)
5. 139 — Ralph Beard (1946-49)

(Conference Play Only — 72 by Kenny Walker, 1982-86)

Most Games Started — 136 by Ralph Beard, 1946-49

Most Consecutive Games Started — 110 by Alex Groza, Nov. 28, 1946 to March 26, 1949 (Conference Regular Season Only — 54 by Dan Issel and Mike Pratt, 1968-70; Jack Givens, 1975-78)

Most Points — 2138 by Dan Issel in 83 games, 1968-70
(Conference Play Only — 1399 by Dan Issel in 54 games, 1968-70)

Highest Scoring Average — 25.8 by Dan Issel, 1968-70 (Conference Play Only — 25.9 by Dan Issel in 54 games, 1969-70)

Most Field Goals Made — 843 by Jack Givens in 123 games, 1975-78
(Conference Play Only — 546 by Dan Issel in 54 games, 1968-70)

Most Field Goals Attempted — 1638 by Jack Givens, 1975-78
(Conference Play Only — 1059 by Dan Issel, 1968-70)

Highest FG Percentage — 59.3 by Charles Hurt in 124 games, 1980-83, (minimum 200 made)
(Conference Play Only — 60.8 by Melvin Turpin in 72 games, 1980-84) (minimum 100 made)

Most 3-Point Field Goals Made — 283 by Tony Delk in 133 games, 1993-96

Most 3-Point Field Goals Attempted — 712 by Tony Delk in 133 games, 1993-96

Highest 3-Point Percentage — 47.4 by Cameron Mills in 84 games (81-171)

Most Free Throws Made — 550 by Kenny Walker in 132 games, 1983-86
(Conference Play Only — 307 by Dan Issel in 54 games, 1968-70)

Most Free Throws Attempted — 733 by Kenny Walker in 132 games, 1983-84 (Conference Play Only — 405 by Dan Issel in 54 games, 1968-70)

Highest FT Percentage — *89.0 by Kyle Macy in 98 games (331-372), 1978-80
(Conference Play Only — *88.2 by Kyle Macy (224-254) in 61 games, 1978-80)

Most Rebounds — 1078 by Dan Issel in 83 games, 1968-70
(No Rebounds kept prior to 1950-51)
(Conference Play Only — 685 by Dan Issel in 54 games, 1968-70)

Highest Rebound Average — 16.1 by Bob Burrow in 51 games, 1955-56

Most Assists — 646 by Dirk Minniefield in 123 games, 1980-83

Most Personal Fouls — 389 by Jamaal Magloire, 1997-00 (Four seasons) (For 3 seasons — 294 by Pat Riley, 1965-67)

Most Blocks — 268 by Jamaal Magloire in 145 games, 1997-00

Most Steals — 201 by Tony Delk in 133 games, 1993-96

NCAA TOURNAMENT RECORDS

Most Appearances — ***41 (1942, 1945, 1948, 1949, 1951, 1952, 1955, 1956, 1957, 1958, 1959, 1961, 1962, 1964, 1966, 1968, 1969, 1970, 1971, 1972, 1973, 1975, 1977, 1978, 1980, 1981, 1982, 1983, 1984, 1985, 1986, 1987, 1992, 1993, 1994, 1995, 1996, 1997, 1998, 1999)

Most Games — ***121

Record — ***85-36 (most wins in NCAA Tournament history)

See "UK in the NCAA" on page 192 for detailed tournament records

TEAM RECORDS

SEASON

Most Games Played — 40* in 1996-97
(Regular Season Only — 31* in 1996-97)

Most Wins — 36* in 1947-48 (Won 36, Lost 3)
[Regular Season Only — 27* in 1946-47, 1947-48 (Won 27, Lost 2) and 1996-97 (Won 27, Lost 4)]
(Conference Play Only — 17* in 1969-70 and 1985-86)

Most Losses — 19 in 1988-89
[Conference Play Only — 10 in 1966-67 (8-10), 1988-89 (8-10)]

Fewest Wins — 1 in 1904-05 (Won 1, Lost 4) 1903 (Won 1, Lost 2) 1904 (Won 1, Lost 4)
(Full Season — 20 or more games — 13 in 1966-67, 1973-74 and 1988-89)

Fewest Losses — 0 in 1911-12 (9-0) and 1953-54 (25-0)

Longest Win Streak — 27 in 1995-96 (Won 34, Lost 2)
(Conference Play Only — 16 in 1995-96; including tournament games, Kentucky won 18 straight in 1953-54 and 1995-96)

Longest Losing Streak — 9 (Jan. 25 to Feb 23, 1923) (Conference Play Only — 6 in 1988-89)

Best Winning Percentage — 1.000 in 1911-12 (9-0) and 1953-54 (25-0)
(Conference Play Only — 1.000 in 1932-33 (8-0) and 11 other years. Last 16-0 in 1995-96)

Worst Season Percentage — .187 on record 3-13 in 1926-27
(Full Season — 20 or more games — .407 (13-19) in 1988-89)

Most Points — 3325 in 40 games, 1996-97.
(Regular Season Only — 2571 in 31 games, 1996-97)
(Conference Play Only — 1728* in 18 games, 1970-71)
(Most Times 100 or More Points — 15 in 1970-71)
(Two Consecutive Games — 253 vs. LSU and TCU, 1996)

Fewest Points — 19 in 3 games, 1903
(Full Season, 20 or more games — 538 in 22 games, 1924-25)

Greatest Average Scoring Margin — 27.2 in 25 games, 1953-54
(Including Tournament Play — 29.9 in 37 games, 1946-47)
(Conference Play Only — 35.9* in 14 games, 1946-47)

Highest Scoring Average — 96.8* in 28 games, 1969-70
(Regular Season Only — 96.7 in 26 games, 1970-71)
(Conference Play Only — 96.0 in 18 games, 1970-71)

Lowest Scoring Average — 6.3 in 3 games, 1903

Most Field Goals Made — *1238 in 40 games, 1996-97 (attempted 2631)
(Conference Play Only — 719* in 18 games, 1974-75)

Most Field Goal Attempts — 3465* in 39 games, 1947-48
[Regular Season Only — 2925*** in 33 games, 1947-48 (made 916)]

Highest Field Goal Percentage — 55.6* in 31 games, 1982-83
(Regular Season Only — 55.5 in 28 games, 1982-83)
(Conference Play Only — 54.8 in 18 games, 1982-83)

Most 3-Point Field Goals Made — 340 in 34 games, 1992-93.

Most 3-Point Field Goal Attempts — 888 in 36 games, 1991-92.

Highest 3-Point Field Goal Percentage — 39.7 in 36 games, 1995-96.

Most Free Throws Made — 666 in 31 games, 1978-79
(Conference Play Only — 376* in 18 games, 1978-79)

Most FreeThrows Attempted — 892 in 36 games, 1991-92
(Conference Play Only — 485* in 18 games, 1978-79)

Highest Free Throw Percentage — 77.6 in 31 games, 1978-79
(Regular Season Only — 78.1 in 26 games, 1978-79)

Most Rebounds — 2109* in 34 games, 1950-51 (Regular Season Only — 1600 in 25 games, 1950-51)

Best Rebound Average — 64.6* in 25 games, 1953-54 and in 26 games in 1954-55

Most Personal Fouls — 837 in 36 games, 1991-92

Fewest Personal Fouls — 307 in 26 games, 1944-45

Assists — 783 in 36 games, 1995-96

Blocked Shots — 240 in 39 games, 1997-98

Steals — *480 in 40 games, 1996-97

Most Points Allowed — 2680 in 36 games, 1991-92
(Regular Season Only — 2461 in 28 games, 1989-90)

Fewest Points Allowed — (9 game min.) 137 in 9 games, 1911-12
(Conference Play Only — 182* in 8 games, 1934-35)
(Since 1964 — 1760 in 28 games, 1980-81)

SINGLE GAME

Most Points — 143 (Kentucky 143, Georgia 66, Feb. 27, 1956, Conference game record)
(Conference Play Only — Same)
[Non-Conference — 126 (Kentucky 126 vs. South Carolina 81, Dec. 10, 1979)]

Most Points, Both Teams — 245 (Kansas 150 vs. Kentucky 95 at Lawrence, Dec. 9, 1989)
(Conference Play Only — 226, Kentucky 121 vs. LSU 105, Feb. 21, 1970, Kentucky 129 vs. LSU 97, Jan. 16, 1996)

Most Points, Home Floor — 127 (Kentucky 127 vs. LSU 80, Mar. 4, 1995)

Most Points Opponent's Floor — 129 (Kentucky 129 vs. LSU 97, Jan. 16, 1996)

Most Points Neutral Court — 143 (Kentucky 143 vs. Georgia 66, Armory, Louisville, Feb. 27, 1956)

Most Points One Half — 86* (Kentucky 86, LSU 42, First half, Jan. 16, 1996)

Fewest Points — 1 (Kentucky 1 vs. Kentucky U. 22, 1905)

Fewest Points Allowed — 5 (Kentucky 20, Tennessee 5 in 1910; Kentucky 38, Centre 5 in 1916; Kentucky 46, Ky. Wesleyan 5 in 1919)
(Since 1935 — 6*** Kentucky 75, Arkansas State 6 in 1945)

Fewest Points, One Half (Modern) — 5 (Notre Dame 11, Kentucky 5 in second half, Dec. 2, 1981, Louisville)

Fewest Points Both Teams — 17 (State College 5 vs. Kentucky U. 12 in 1904)

Biggest Victory Margin — 77 (Kentucky 143 vs. Georgia 66, Feb. 27, 1956, Conference game record)

Smallest Victory Margin — 55 One-Point Wins (Last 86-85 OT, Stanford, Mar. 28, 1998)

Worst Defeat — 70 (Centre 87, Kentucky 17, (A) Jan. 28, 1910)
(Modern Record — 55 (Kansas 150, Kentucky 95, (A) Dec. 9, 1989)

Smallest Margin of Defeat — 43 One-Point Losses (Most recent, 47-46 to Tennessee, Jan. 12, 1999)

Most Points in Losing Game — 113 vs. S.W. Louisiana (116), Dec. 23, 1990 (UKIT)

Most FG Made — 60 against Georgia, Feb. 27, 1956 (Conference game record)

Fewest FG Made — 1 vs. Maryland, Jan. 19, 1928

Most FG Made, Both Teams — 96 (UK 50 vs. Northwestern 46, Dec. 10, 1966 and UK 50 vs. Austin Peay 46, Mar. 15, 1973)
[Conference Play Only — 90 (UK 52, vs. LSU 38, Jan. 27, 1968)]

Best Field Goal Percentage — 76.5* vs. Notre Dame, Dec. 29, 1981 (Louisville)
(Conference Play Only — 72.2 vs. Mississippi State (A), Feb. 15, 1986)
(First Half — 78.6 vs. Ole Miss, Jan. 12, 1981)
(Second Half — 87.5 (14-16) vs. Alabama (A), Feb. 9, 1980)

Lowest Field Goal Percentage — 12.1 vs. Maryland (A), Jan. 19, 1928
(Modern Record — 16.3 vs. Ga. Tech (A), Jan. 26, 1960)

Most FG Attempted — 125* against Indiana Central, Nov. 29, 1947 (Non-Conference Record)
(Conference Only — 125* against Ole Miss, Feb. 8, 1964)

Fewest FG Attempted — 17 vs. Notre Dame, Dec. 29, 1981

Fewest FGA, One Half — 5 (Second Half) vs. Notre Dame, Dec. 29, 1981

Most FG Attempted, Both Teams — 209 (Kentucky 125 vs. Ole Miss 84, Feb. 8, 1964)

Most 3-Point FG Made — 21* vs. North Carolina, Dec. 27, 1989
(Conference Play Only — 20* vs. LSU, Mar. 4, 1995)

Most 3-Point FG Made, Both Teams — 31 (Kentucky 21 vs. North Carolina 10, Dec. 27, 1989)

Most 3-Point FG Attempted — 53 vs. S.W. Louisiana, Dec. 23, 1989 (Conference Play Only — 46* vs. LSU, Feb. 15, 1990)

Most 3-Point FG Attempted, Both Teams — 84 (Kentucky 53 vs. S.W. Louisiana 31, Dec. 23, 1989)

Best 3-Point FG Percentage (min. 20 made)— 57.1* vs. LSU, Mar. 4, 1995 (20-35)

Most Free Throws Made — 46 vs. Vanderbilt (A) Jan. 7, 1963 (53 attempts)
(Both Teams — 84* UK (44) vs. Vanderbilt (40), Jan. 19, 1980)

Most Free Throws Attempted — 56 vs. Mississippi State, Feb. 12, 1979 (Made 40)

Fewest Free Throws Attempted — 1 vs. Georgia (H) Feb. 8, 1975; Tennessee (A) Jan. 5, 1980 and Auburn (N) March 10, 1984

Best Free Throw Percentage (min. 10 made) — 1.000* on 11 occasions (19 of 19 vs. Duke, March 3, 1930 and Miss. State, Feb. 8, 1983, 11 of 11 vs. Alabama, Feb. 1, 1934, vs. Auburn, Feb. 27, 1993 and vs. Vanderbilt, March 2, 1974; 9 of 9 vs. Ole Miss, Jan. 4, 1969; 6 of 6 vs. Alabama, Mar. 4, 1982; 2 of 2 vs. Middle Tennessee, Mar. 11, 1982; 12 of 12 vs. Georgia, Mar. 13, 1988; 10 of 10 vs. Alabama, Jan. 18, 1989; 13 of 13 vs. Ole Miss, Jan. 28, 1989)

Most Rebounds — 108*** vs. Ole Miss (H), Feb. 8, 1964

Most Personal Fouls — 41* vs. Ohio, Jan. 12, 1948
(Conference Play Only — 41* vs. Tennessee, Jan. 21, 1992)

Most PF's Both Teams — 75 (Kentucky 32, LaSalle, 43, Dec. 3, 1979)
(Conference Play Only — 71* (Kentucky 37 vs. Auburn 34, Feb. 27, 1954)

Assists — 35 vs. San Jose State, Mar. 14, 1996

Blocks — 17 vs. Morehead State, Nov. 20, 1997

Steals — 23 vs. Miss. State, Jan. 9, 1991; vs. Tenn.-Martin Nov. 26, 1994

Attendance Highs — One Game — 64,151 (UK vs. Michigan, Final Four, New Orleans Superdome, April 3, 1993)
Home Game — 24,340 (UK vs. Louisville, Dec. 23, 1995)

Two Consecutive Home Games — 48,542 (UK vs. Arkansas, Feb. 11 1996, and Georgia, Feb. 14, 1996)
Complete Season — 822,863 in 40 games, 1996-97
Home Season — 421,012 in 18 games, 1991-92
Home Average — **23,929 (382,869 in 16 games) 1992-93

Last Overtime Game — Mar. 16, 2000 (UK 85, St. Bonaventure 80, 2OT) (N) (Cleveland)
(Last Double Overtime Game — Same)
(Last Triple Overtime Game — Dec. 7, 1957 (UK 85, Temple 83) (H)

Most Overtime Games (Season) — Five, 1979 (Won 2, Lost 3)

All-Time Overtime Record — Won 44, Lost 33

Most Players on All-Tournament Team — 5 (1947 All-SEC and 1965 UK Invitational)

HIGHS AND LOWS BY OPPONENTS

(MODERN SINCE 1930)

INDIVIDUAL OPPONENT – SINGLE GAME

Most Points — 64 Pete Maravich (LSU) Feb. 21, 1970 at Baton Rouge

Most Rebounds — 30 Jerry Lucas (Ohio State) March 18, 1961 (NCAA)

Most Field Goals — 23 Pete Maravich (LSU) Feb. 21, 1970 at Baton Rouge

Most 3-Point FG Made — 7 Terry Brown (Kansas) Dec. 9, 1989 at Lawrence; 7 Chris Jackson (LSU) Feb. 15, 1990

Most 3-Point FG Attempted — 17 Greg Bell (Tennessee) Jan. 21, 1989 at Knoxville; 17 Chris Jackson (LSU) Feb. 15, 1990

Most Free Throws Made — 18 Pete Maravich (LSU) (22 FTA) Feb. 21, 1970 at Baton Rouge

Most Field Goals Attempted — 53 Pete Maravich (LSU) Feb. 22, 1969

Most Free Throws Attempted — 22 Pete Maravich (LSU) Feb. 21, 1970 at Baton Rouge

OPPONENT — SINGLE GAME

Most Points — 150 Kansas (UK 95) Dec. 9, 1989
Conference Only — 110 (by Vanderbilt, UK 94, March 4, 1967)

Most Points, One Half — 80 Kansas (Kentucky 61), Dec. 9, 1989

Fewest Points — 6 Arkansas State (Kentucky 75) Jan. 8, 1945
(All-Time Record — 5 Tennessee 1910, Centre 1916, Ky. Wesleyan 1919)

Biggest Victory Margin — 55; Kansas 150, Kentucky 95, Dec. 9, 1989
(All-Time Record — 70; Central 87, Kentucky 17 in 1910)

Most Rebounds — 81 by Notre Dame, Dec. 29, 1964 (Rebounds not recorded prior to 1951)

Fewest Rebounds — 17 by Villanova, Feb. 9, 1997

Most Field Goals — 52 by Kansas (85 attempts) Dec. 9, 1989
(All-Time Record — Same)

Fewest Field Goals — 2*** Arkansas State, Jan. 8, 1945

Most FG Attempted — 109 Notre Dame (made 51) Dec. 29, 1964
(Field Goal Attempts Not Recorded Prior to 1947)

Most FT Attempted — 59 Tennessee (Made 48), Jan. 21, 1992

Most 3-Point FG Made — 15 Georgia (30 attempts) Jan. 26, 1999 at Athens

Most 3-Point FG Attempted — 33 Arkansas (Made 10) Mar. 7, 1999

Fewest Free Throws Missed (min. 10 made) — 0 LSU (Made 10), Mar. 7, 1986.

Best FT Shooting Percentage — (Minimum 15 FTA) 94.1 (16 of 17) by Tennessee (H) Jan. 25, 1995

Best FG Shooting Percentage — 69.2 by Miss. State, Feb. 12, 1962 at Lexington
(First Half — 75.0 by Georgia (H) Jan. 11, 1971 and Ole Miss (H) Jan. 12, 1981)
(Second Half — 87.5*** by Miss State (H) Feb. 12, 1962)

Lowest FG Shooting Percentage — 13.8 Morehead State, Dec. 16, 1995
(Shooting Percentages Not Recorded Prior to 1947)

Most Personal Fouls — 43 LaSalle, Dec. 2, 1978

OPPONENTS — SEASON

Fewest Points Scored — 1,194 in 1946 (30 games) Since 1964 — 1,760 in 1981 (28 games)

Fewest Points per Game — 38.3 in 1947; Since 1964 – 58.1 in 1984

Fewest Field Goals Allowed — 481 in 1954 (1,574 atts.); Since 1964 — 651 in 1981 (1,494 atts.)

Lowest FG Percentage Allowed — 23.2 in 1948; Since 1964 — 38.1 in 1999 (823 of 2,162)

Fewest 3-Point FG Allowed — 83 in 1987 (228 atts.)

Lowest 3-Point FG Percentage Allowed — 30.1 in 1992 (125 of 415)

Fewest Free Throws Allowed — 317 in 1974 (455 atts.)

Lowest FT Percentage Allowed — 58.3 in 1952 (458 of 786); Since 1964 — 65.6 in 1973 (322 of 491)

Fewest Rebounds Allowed — 851 in 1954; Since 1964 — 899 in 1981

Lowest Rebounds Per Game Allowed — 28.6 in 1986 (1029 in 36 games)

Note: SEC recognizes "Team Defensive Records" since 1964

MISCELLANEOUS RECORDS

Season Opener Consecutive Wins — 34
(Kentucky lost first opening game since 1926 in defeat to Va. Tech., Dec. 1, 1962)

Consecutive Home Floor Wins — 129***
(Jan. 4, 1943 to Jan. 8, 1955)
(First 84 wins in Alumni Gym, remainder in Memorial Coliseum. Ended by Georgia Tech, 59-58)
(Conference Play Only — 70 from Jan. 21, 1939 to Jan. 8, 1955)
(Overall since 1941-42, Kentucky has been defeated on its home floor only 74 times)
(Most losses at home, One Season — 7 in 1966-67)

Longest Winning Streak — 32 (Dec. 5, 1953 to Jan. 8, 1955)

Consecutive Conference Wins — 51* (Jan. 28, 1950 to Jan. 8, 1955)
(Excludes tournament and non-SEC games)

Consecutive SEC Losses — 6 in 1988-89

Most SEC Championships — 40***
(13 titles won in tournament play. Title determined by regular-season play since 1951. Tied LSU 1935 and 1954, Miss. State 1962, Tennessee 1972, 1977 and 1982, Alabama 1975 and three other teams in 2000)

Consecutive SEC Championships — 9*
(Kentucky held SEC title continuously from 1944 to 1953 when Wildcats were out of competition. The 1952 title represented UK's 6th straight regular season title and 12th win of season race since SEC organized in 1933.)

Consecutive Winning Seasons — 38 — 1927-28 through 1965-66

Consecutive Non-Losing Seasons — 60 — 1927-28 to 1987-88

Most Consecutive Conference Wins, Conference Play — 51* (Jan. 28, 1950 - Jan. 8, 1955)

MOST 30-WIN SEASONS — 10***

1948	36	National Champs
1997	35	National Runner-Up
1998	35	National Champs
1947	34	
1996	34	National Champs
1949	32	National Champs
1951	32	National Champs
1986	32	
1978	30	National Champs
1993	30	Final Four

MOST WINS

— 2-YEAR PERIOD

Wins	*Years*	
***70	1947-48	(Lost 6)
***70	1997-98	(Lost 9)
69	1996-97	(Lost 7)
68	1948-49	(Lost 5)
63	1998-99	(Lost 13)

— 3-YEAR PERIOD

Wins	*Years*	
***104	1996-98	(Lost 11)
102	1947-49	(Lost 8)
98	1946-48	(Lost 8)
98	1997-99	(Lost 18)
97	1995-97	(Lost 12)
93	1948-50	(Lost 10)

— 4-YEAR PERIOD

Wins	*Years*	
***132	1995-98	(Lost 16)
***132	1996-99	(Lost 20)
130	1946-49	(Lost 10)
127	1947-50	(Lost 13)
125	1948-51	(Lost 12)

BEST WINNING PERCENTAGE

— 2-YEAR PERIOD

Pct.	*Record*	*Years*
.932	68-5	1948-49
.925	62-5	1946-47
.924	61-5	1951-52
.921	70-6	1947-48
.908	69-7	1996-97
.903	56-6	1977-78

— 3-YEAR PERIOD

Pct.	*Record*	*Years*
.927	102-8	1947-49
.925	98-8	1946-48
.908	89-9	1949-51
.904	104-11	1996-98
.903	84-9	1945-47
.903	93-10	1948-50

— 4-YEAR PERIOD

Pct.	*Record*	*Years*
.929	130-10	1946-49
.912	125-12	1948-51
.909	120-12	1945-48
.907	127-13	1947-50
.907	118-12	1949-52

TEAM

	KENTUCKY	OPPONENT
Points in a Game	127 vs. LSU — 3-4-95	116, SW Louisiana — 12-23-89
Points in a Half	68 (2nd) vs. Eastern Kentucky — 12-8-93	67, (2nd) SW Louisiana — 12-23-89
Margin of Victory	74 vs. Tenn.-Martin — 11-26-94	35, LSU — 12-18-87
Field Goals	47 vs. Tenn.-Martin — 11-26-94	41, SW Louisiana — 12-23-89
Field Goals Attempted	103 vs. SW Louisiana — 12-23-89	89, SW Louisiana — 12-23-89
Field Goal Percentage	72.2 vs. Mississippi State — 2-15-86	65.0, Northwestern State — 11-22-85
3-Point Goals	20 vs. LSU — 3-4-95	12, Louisville — 12-27-97 12, Florida — 2-1-98
3-Point Goals Attempted	53 vs. SW Louisiana — 12-23-89	31, SW Louisiana — 12-23-89 31, Georgia Tech — 12-13-97
3-Point Goal Percentage	66.7 vs. Mississippi State — 1-6-88	71.4, Austin Peay — 11-29-86
Free Throws	44 vs. Vandy — 1-19-80	41, Arkansas — 1-25-92
Free Throws Attempted	56 vs. Mississippi State — 2-28-77	49, Arkansas — 1-25-92
Free Throw Percentage	96.0 vs. Georgia — 1-7-92	100.0, E. Tennessee State — 12-21-84
Rebounds	62 vs. Bowling Green — 12-17-76 62 vs. Morehead State — 12-16-95	62, SW Louisiana — 12-23-89
Assists	32 vs. Mississippi State — 2-15-86 32 vs. Marshall — 12-27-94 32 vs. UNC Asheville — 12-23-96	25, Georgia — 2-24-85
Turnovers	25 vs. Austin Peay — 11-29-86 25 vs. West Virginia — 11-20-91	42, Tenn.-Martin — 11-26-94
Blocked Shots	17 vs. Morehead State — 11-20-97	19, Villanova — 12-4-82
Steals	23 vs. Mississippi State — 2-3-91 23 vs. Tenn.-Martin — 11-26-94	19, Villanova — 12-4-82
Personal Fouls	35 vs. Auburn — 2-4-81	36, Louisiana State — 1-25-82

INDIVIDUAL

	KENTUCKY	OPPONENT
Points	40, Derrick Miller vs. Vanderbilt — 2-7-90	45, David Robinson, Navy — 1-25-87
Field Goals	15, Derrick Miller vs. Vanderbilt — 2-7-90	17, Freeman Williams, Portland State — 1-16-77
Field Goals Attempted	28, Derrick Miller vs. Vanderbilt — 2-7-90	40, Freeman Williams, Portland State — 1-16-77
3-Point Goals	9, Tony Delk vs. Texas Christian — 1-20-96	7, Chris Jackson, LSU — 2-15-90 7, D.A. Layne, Georgia — 2-17-99
3-Point Goals Attempted	18, Derrick Miller vs. Tennessee Tech. — 12-6-89	17, Chris Jackson, LSU — 2-15-90
Free Throws	18, Dwight Anderson vs. Mississippi State — 2-12-79	16, Dan Cross, Florida — 2-18-95
Free Throws Attempted	23, Dwight Anderson vs. Mississippi State — 2-12-79	18, Ronnie Williams, Florida — 1-17-83 18, Corliss Williamson, Arkansas — 2-9-94
Rebounds	20, Chris Mills vs. Miami (Ohio) — 12-17-88 20, Jared Prickett vs. Arkansas — 2-9-94	19, Bernard King, Tennessee — 1-12-77
Assists	15, Travis Ford vs. EKU — 12-8-93	11, Spud Webb, N.C. State — 1-5-85
Blocked Shots	9, Sam Bowie vs. Vanderbilt — 2-21-81 9, Andre Riddick vs. LSU— 3-14-93	10, David Robinson, Navy — 1-25-87
Steals	7, Reggie Hanson vs. Ole Miss — 2-16-91	7, Michael Johnson, Alaska — 12-28-87

MISCELLANEOUS

Win-Loss ..... 317-35 (90.1 %)

Most Combined Points 229
vs. SW Louisiana 12-23-89

Most Wins in a Season 18, 1985-86

Most Losses in a Season 6, 1988-89

Longest Winning Streak (Jan. 29, 1992 to Feb. 9, 1994) 33

Longest Losing Streak 2
(Feb. 11, 1989 to Feb. 22, 1989) & (Dec. 23, 1989 to Jan. 10, 1990)

Number of 100-Point Games by Kentucky 40

Largest Attendance 24,340
vs. Louisville, 12-23-95

POINTS SCORED

GAME:

53	Dan Issel, UK vs. Ole Miss	1970
51	Cliff Hagan, UK vs. Temple	1954
51	Dan Issel, UK vs. LSU	1970
50	Bob Burrow, UK vs. LSU	1956
47	Dan Issel, UK vs. Alabama	1970
44	Dan Issel, UK vs. Notre Dame	1970
42	Cliff Hagan, UK vs. Tennessee	1952
42	Louie Dampier, UK vs. Vanderbilt	1966
42	Mike Pratt, UK vs. Notre Dame	1969
42	Dan Issel, UK vs. Auburn	1970
42	Melvin Turpin, UK vs. Tennessee	1983
42	Melvin Turpin, UK vs. Georgia (SEC)	1984
41	Dan Issel, UK vs. Vanderbilt	1969
41	Dan Issel, UK vs. North Carolina	1970
41	Jack Givens, UK vs. Duke	1978
40	Louie Dampier, UK vs. Illinois	1967
40	Dan Issel, UK vs. Georgia	1970
40	Dan Issel, UK vs. Navy	1970
40	Kevin Grevey, UK vs. Georgia	1973
40	Bill Spivey, UK vs. Georgia Tech	1950
40	Bill Spivey, UK vs. Xavier	1951
40	Bob Burrow, UK vs. St. Louis	1956
40	Derrick Miller, UK vs. Vanderbilt	1990

By a Freshman —

31	Jamal Mashburn, Georgia at UK	Feb. 3, 1991

By a Sophomore —

40	Bill Spivey, UK vs. Ga. Tech	Feb. 18, 1950
40	Kevin Grevey, UK at Georgia	Feb. 19, 1973

By a Junior —

42	Cliff Hagan, UK vs. Tennessee	Jan. 31, 1952
42	Louie Dampier, UK at Vanderbilt	Feb. 2, 1966
42	Melvin Turpin, UK at Tennessee	Jan. 31, 1983

By a Senior —

53	Dan Issel, UK at Ole Miss	Feb. 7, 1970

SEASON:

948	Dan Issel	1970
767	Jamal Mashburn	1992
746	Dan Issel	1969
730	Kevin Grevey	1975
725	Ron Mercer	1997
721	Kenny Walker	1986
714	Jamal Mashburn	1993
710	Kenny Walker	1985
698	Alex Groza	1949
692	Cliff Hagan	1952
648	Cotton Nash	1964
635	Bill Spivey	1951
609	Rex Chapman	1988

By a Freshman —

464	Rex Chapman	1987

By a Sophomore —

767	Jamal Mashburn	1992

By a Junior —

746	Dan Issel	1969

By a Senior —

948	Dan Issel	1970

POINTS PER GAME

SEASON:

33.9	Dan Issel (948 in 28 games)	1970
26.6	Dan Issel (746 in 28 games)	1969
24.0	Cliff Hagan (600 in 25 games)	1954
24.0	Cotton Nash (648 in 27 games)	1964
23.6	Kevin Grevey (730 in 31 games)	1975
23.4	Cotton Nash (608 in 26 games)	1962
22.9	Kenny Walker (710 in 31 games)	1985
22.0	Pat Riley (637 in 29 games)	1966
21.9	Kevin Grevey (547 in 25 games)	1974
21.6	Cliff Hagan (692 in 32 games)	1952

CAREER:

25.8	Dan Issel (2,138 in 83 games)	1968-70
22.7	Cotton Nash (1,770 in 78 games)	1962-64
21.4	Kevin Grevey (1,801 in 84 games)	1973-75
20.1	Bob Burrow (1,023 in 51 games)	1955-56
19.7	Louie Dampier (1,575 in 80 games)	1965-67
19.3	Bill Spivey (1,213 in 63 games)	1950-51
19.2	Cliff Hagan (1,475 in 77 games)	1951-52, 54
18.8	Jamal Mashburn (1,843 in 98 games)	1990-93
18.7	Mike Casey (1,535 in 82 games)	1968-70
18.3	Pat Riley (1,464 in 80 games)	1965-67
17.6	Rex Chapman (1,073 in 61 games)	1986-88
17.3	Johnny Cox (1,461 in 84 games)	1957-59

MOST POINTS IN FIRST VARSITY GAME (SINCE 1947-48)

	NAME	CLASS	PTS	DATE	OPPONENT
1.	Mike Casey	SO	28	12-2-67	vs. Michigan
2.	Cotton Nash	SO	25	12-2-61	vs. Miami (OH)
3.	Sam Bowie	FR	22	11-17-79	vs. Duke
4.	Roger Newman	SR	20	12-1-60	vs. VMI
t5.	Louie Dampier	SO	18	12-4-64	vs. Iowa
t5.	Dan Issel	SO	18	12-2-67	vs. Michigan
t5.	Rex Chapman	FR	18	11-29-86	vs. Austin Peay
8.	Pat Riley	SO	17	12-4-64	vs. Iowa
t9.	Bill Spivey	SO	16	12-3-49	vs. Indiana
t9.	Larry Steele	SO	16	11-30-68	vs. Xavier
t9.	Kyle Macy	SO	16	11-26-77	vs. So. Methodist
t9.	Rodrick Rhodes	FR	16	12-2-92	vs. Wright State
13.	Antoine Walker	FR	15	11-26-94	vs. UT-Martin

ALL-TIME LEADING SCORERS – VARSITY CAREER (THE 1,000-POINT CLUB)

	Player (Position)	Years	Points	Games	Average
1.	Dan Issel (C)	1968-70	2,138	83	25.8
2.	Kenny Walker (F)	1983-86	2,080	132	15.8
3.	Jack Givens (F)	1975-78	2,038	123	16.6
4.	Tony Delk (G)	1993-96	1,890	133	14.2
5.	Jamal Mashburn (F)	1991-93	1,843	98	18.8
6.	Kevin Grevey (F)	1973-75	1,801	84	21.4
7.	Cotton Nash (C-F)	1962-64	1,770	•78	22.6
8.	Alex Groza (C)	1945-47, 49	1,744	120	14.4
9.	Ed Davender (G)	1985-88	1,637	129	12.7
10.	Louie Dampier (G)	1965-67	1,575	80	19.7
11.	Mike Casey (G)	1968-69, 71	1,535	82	18.7
12.	Ralph Beard (G)	1946-49	1,517	139	10.8
13.	Melvin Turpin (C)	1981-84	1,509	123	12.3
14.	Cliff Hagan (C)	1951-52, 54	1,475	77	19.2
15.	Pat Riley (F)	1965-67	1,464	80	18.3
16.	Johnny Cox (F)	1957-59	1,461	84	17.3
17.	Kyle Macy (G)	1978-80	1,411	98	14.4
18.	Winston Bennett (F)	1984-88	1,399	133	10.5
19.	Rick Robey (F-C)	1975-78	1,395	105	13.3
20.	Mike Phillips (C)	1975-78	1,367	120	11.4
21.	Mike Pratt (F)	1968-70	1,359	81	16.8
22.	Frank Ramsey (G)	1951-52, 54	1,344	91	14.7
23.	Jim Andrews (C)	1971-73	1,320	80	16.5
24.	Sam Bowie (C-F)	1980-81, 84	1,285	86	14.7
25.	Jim Master (G)	1981-84	1,283	121	10.6
26.	John Pelphrey (F)	1988-92	1,257	114	11.0
27.	Scott Padgett (F)	1995-99	1,252	122	10.3
28.	Tom Parker (F)	1970-72	1,238	80	15.5
29.	Deron Feldhaus (F)	1988-92	1,232	124	9.6
30.	Derrick Hord (F)	1980-83	1,220	124	9.3
31.	Bill Spivey (C)	1950-51	1,213	63	19.3
32.	Rodrick Rhodes (F)	1993-95	1,208	99	12.2
33.	Wayne Turner (G)	1996-99	1,170	151	7.7
34.	Reggie Hanson (C)	1988-91	1,167	101	11.6
35.	Derrick Miller (G)	1987-90	1,156	105	11.0
36.	Vernon Hatton (G)	1956-58	1,153	76	15.1
37.	Wallace Jones (F)	1946-49	1,151	127	9.0
38.	Jeff Sheppard (G)	1994-96, 98	1,091	134	8.1
39.	Bill Lickert (F-G)	1959-61	1,076	73	14.7
40.	Rex Chapman (G)	1987-88	1,073	61	17.6
41.	Dirk Minniefield (G)	1980-83	1,069	123	8.7
42.	Jamaal Magloire (C)	1997-00	1,064	145	7.3
43.	Jim Line (F)	1947-50	1,041	135	7.7
44.	Bob Burrow (C)	1955-56	1,023	51	20.0
45.	Ron Mercer (G-F)	1996-97	1,013	76	13.3
46.	Jimmy Conner (F-G)	1973-75	1,009	85	11.9
47.	Bobby Watson (G)	1950-52	1,001	96	10.4

• ACHIEVED MEMBERSHIP IN CLUB EARLIEST OF ANY WILDCAT, HITTING 1,000th POINT IN THE 19TH GAME OF HIS SECOND SEASON.

YEAR-BY-YEAR SCORING—TOTAL POINTS LEADERS

YEAR	PLAYER	CLASS	POSITION	G	POINTS	AVERAGE
1922-23	Carl Riefkin	JR	F	13	133	10.2
1923-24	Jim McFarland	SO	F	16	157	9.8
1924-25	Jim McFarland	JR	F	20	143	7.2
1925-26	Gayle Mohney	JR	G	18	200	11.1
1926-27	Paul Jenkins	JR	F	16	98	6.1
1927-28	Cecil Combs	SO	F	18	186	10.3
1928-29	Stan Milward	SO	C	17	116	6.8
1929-30	Cecil Combs	SR	F	19	125	6.6
1930-31	Carey Spicer	SR	F	18	190	10.6
1931-32	Aggie Sale	JR	F	17	235	13.8
1932-33	Aggie Sale	SR	F	24	324	13.5
1933-34	John "Frenchy" De Moisey	SR	F-C	17	212	12.5
1934-35	Leroy Edwards	SO	C	21	343	16.3
1935-36	Ralph Carlisle	SO	F	21	241	11.5
1936-37	Ralph Carlisle	JR	F	21	208	9.9
1937-38	Joe Hagan	SR	F	18	184	10.2
1938-39	Fred Curtis	SR	F	20	183	9.2
1939-40	Mickey Rouse	SR	G	21	175	8.3
1940-41	Jim King	JR	G	25	151	6.0
1941-42	Marvin Akers	JR	G	25	190	7.6
1942-43	Milt Ticco	SR	F	23	233	10.1
1943-44	Bob Brannum	FR	C	21	254	12.1
1944-45	Jack Tingle	SO	F	26	293	11.3
1945-46	Jack Parkinson	JR	G	30	339	11.3
1946-47	Alex Groza	SO	F-C	37	393	10.6
1947-48	Ralph Beard	JR	C	38	476	12.5
1948-49	Alex Groza	SR	C	34	698	20.5
1949-50	Bill Spivey	SO	C	30	578	19.3
1950-51	Bill Spivey	JR	C	33	635	19.2
1951-52	Cliff Hagan	JR	C	32	692	21.6
1953-54	Cliff Hagan	SR	C	25	600	24.0
1954-55	Bob Burrow	JR	C	26	495	19.0
1955-56	Bob Burrow	SR	C	25	528	21.1
1956-57	Johnny Cox	SO	F	28	544	19.4
1957-58	Vernon Hatton	SR	G	29	496	17.1
1958-59	Johnny Cox	SR	F	27	485	17.9
1959-60	Billy Ray Lickert	JR	F-G	20	288	14.4
1960-61	Billy Ray Lickert	SR	F-G	28	450	16.0
1961-62	Cotton Nash	SO	F-C	26	608	23.4
1962-63	Cotton Nash	JR	F-C	25	514	20.6
1963-64	Cotton Nash	SR	F-C	27	648	24.0
1964-65	Louie Dampier	SO	G	25	426	17.0
1965-66	Pat Riley	JR	F	29	637	22.0
1966-67	Louie Dampier	SR	G	26	537	20.6
1967-68	Mike Casey	SO	G	27	541	20.1
1968-69	Dan Issel	JR	C	28	746	26.6
1969-70	Dan Issel	SR	C	28	948	33.9
1970-71	Tom Parker	JR	F	28	492	17.6
1971-72	Jim Andrews	JR	C	28	602	21.5
1972-73	Jim Andrews	SR	C	28	562	20.1
1973-74	Kevin Grevey	JR	F	25	547	21.9
1974-75	Kevin Grevey	SR	F	31	730	23.6
1975-76	Jack Givens	SO	F	30	602	20.1
1976-77	Jack Givens	JR	F	30	566	18.9
1977-78	Jack Givens	SR	F	32	578	18.1
1978-79	Kyle Macy	JR	G	31	470	15.2
1979-80	Kyle Macy	SR	G	35	540	15.4
1980-81	Sam Bowie	SO	C	28	488	17.4
1981-82	Derrick Hord	JR	F	30	490	16.3
1982-83	Melvin Turpin	JR	C	31	468	15.1
1983-84	Melvin Turpin	SR	C	34	518	15.2
1984-85	Kenny Walker	JR	F	31	710	22.9
1985-86	Kenny Walker	SR	F	36	721	20.0
1986-87	Rex Chapman	FR	G	29	464	16.0
1987-88	Rex Chapman	SO	G	32	609	19.0
1988-89	LeRon Ellis	SO	C	32	511	16.0
1989-90	Derrick Miller	SR	G	28	538	19.2
1990-91	John Pelphrey	JR	F	28	404	14.4
1991-92	Jamal Mashburn	SO	F	36	767	21.3
1992-93	Jamal Mashburn	JR	F	34	714	21.0
1993-94	Tony Delk	SO	G	34	564	16.6
1994-95	Tony Delk	JR	G	33	551	16.7
1995-96	Tony Delk	SR	G	36	639	17.8
1996-97	Ron Mercer	SO	G-F	40	725	18.1
1997-98	Jeff Sheppard	SR	G	39	521	13.7
1998-99	Scott Padgett	SR	F	37	467	12.6
1999-00	Jamaal Magloire	SR	C	33	435	13.2

FIELD GOALS MADE

GAME:

23 Dan Issel, UK at Ole Miss ..... Feb. 7, 1970

SEASON:

369 Dan Issel (667 atts.) 1970
303 Kevin Grevey (592 atts.) 1975
297 Ron Mercer (603 atts.) 1997
285 Dan Issel (534 atts.) 1969
279 Jamal Mashburn (492 atts.) 1992
265 Pat Riley (514 atts.) 1966
264 Cliff Hagan (633 atts.) 1952
260 Kenny Walker (447 atts.) 1986
259 Jamal Mashburn (526 atts.) 1993
259 Alex Groza (612 atts.) 1949
252 Bill Spivey (632 atts.) 1951
249 Louie Dampier (482 atts.) 1966
248 Cotton Nash (588 atts.) 1964
246 Kenny Walker (440 atts.) 1985

By a Freshman —
180 Chris Mills (372 atts.) 1989
By a Sophomore —
297 Ron Mercer (603 atts.) 1997
By a Junior —
285 Dan Issel (534 atts.) 1969
By a Senior —
369 Dan Issel (667 atts.) 1970

CAREER:

843 Jack Givens (1,638 atts.) 1975-78
825 Dan Issel (1,591 atts.) 1968-70
771 Kevin Grevey (1,490 atts.) 1973-75
765 Kenny Walker (1,339 atts.) 1983-86
683 Tony Delk (1,441 atts.) 1993-96
675 Jamal Mashburn (1,307 atts.) 1990-93
667 Alex Groza (1,514 atts.) 1947-49
647 Mike Casey (1,341 atts.) 1968-69, 71
645 Cotton Nash (1,548 atts.) 1962-64
639 Louie Dampier (1,259 atts.) 1965-67
626 Melvin Turpin (1,059 atts.) 1981-84
590 Pat Riley (1,257 atts.) 1965-67

YEAR-BY-YEAR FIELD GOAL PERCENTAGE

Year	Player	Class	Position	FGM	FGA	Percentage
1946-47	James Line	FR	G	86	209	41.1
1947-48	Alex Groza	JR	C	200	530	37.7
1948-49	Alex Groza	SR	C	259	612	42.3
1949-50	James Line	SR	F	155	369	42.0
1950-51	Bill Spivey	JR	C	252	632	39.9
1951-52	Cliff Hagan	JR	C	264	633	41.7
1953-54	Cliff Hagan	SR	C	234	514	45.5
1954-55	Bob Burrow	JR	C	198	473	41.9
1955-56	Vernon Hatton	SO	G	123	249	49.4
1956-57	Vernon Hatton	JR	G	112	255	43.9
1957-58	Vernon Hatton	SR	G	192	458	41.9
1958-59	Bennie Coffman	JR	G	110	216	50.9
1959-60	Billy Ray Lickert	JR	F-G	110	274	40.1
1960-61	Billy Ray Lickert	SR	F-G	166	395	42.0
1961-62	Larry Pursiful	SR	G	204	400	51.0
1962-63	Don Rolfes	SO	C	68	134	50.7
1963-64	Larry Conley	SO	F-C	114	231	49.3
1964-65	Louie Dampier	SO	G	171	334	51.2
1965-66	Louie Dampier	JR	G	249	482	51.6
1966-67	Cliff Berger	JR	C	98	176	55.6
1967-68	Mike Casey	SO	G	231	474	48.9
1968-69	Mike Pratt	JR	F	173	321	53.9
1969-70	Dan Issel	SR	C	369	667	55.3
1970-71	Kent Hollenbeck	JR	G	113	212	53.3
1971-72	Jim Andrews	JR	C	236	409	57.7
1972-73	Jim Andrews	SR	C	243	434	56.0
1973-74	Bob Guyette	JR	C	138	248	55.7
1974-75	Rick Robey	FR	C	135	248	54.4
1975-76	Mike Phillips	SO	C	199	367	54.2
1976-77	Rick Robey	JR	F	158	276	57.3
1977-78	Rick Robey	SR	F	167	263	63.5
1978-79	LaVon Williams	JR	F	119	219	54.3
1979-80	Sam Bowie	FR	C	165	311	53.1
1980-81	Dirk Minniefield	SO	G	118	213	55.4
1981-82	Melvin Turpin	SO	C	160	275	58.2
1982-83	Charles Hurt	SR	F	102	162	63.0
1983-84	Melvin Turpin	SR	C	224	378	59.3
1984-85	Kenny Walker	JR	F	246	440	55.9
1985-86	Kenny Walker	SR	F	260	447	58.2
1986-87	Rob Lock	JR	C	91	161	56.5
1987-88	Rob Lock	SR	C	123	219	56.2
1988-89	LeRon Ellis	SO	C	200	385	51.9
1989-90	Reggie Hanson	JR	F	165	332	49.7
1990-91	Deron Feldhaus	JR	F	106	203	52.2
1991-92	Jamal Mashburn	SO	F	279	492	56.7
1992-93	Travis Ford	JR	G	129	245	52.7
1993-94	Andre Riddick	JR	C	117	207	56.5
1994-95	Andre Riddick	SR	C	68	123	55.3
1995-96	Walter McCarty	SR	F-C	152	280	54.3
1996-97	Jared Prickett	SR	F	116	211	55.0
1997-98	Nazr Mohammed	JR	C	190	318	59.7
1998-99	Michael Bradley	SO	C	157	239	65.7
1999-00	Jamaal Magloire	SR	C	148	296	50.0

FIELD GOALS ATTEMPTED

GAME:

42 Bill Spivey, UK vs. Georgia Tech ..... Feb. 18, 1950

SEASON:

667 Dan Issel (made 369) 1970
633 Cliff Hagan (made 264) 1952
632 Bill Spivey (made 252) 1951
619 Bill Spivey (made 225) 1950
612 Alex Groza (made 259) 1949
603 Ron Mercer (made 297) 1997
592 Kevin Grevey (made 303) 1975
588 Cotton Nash (made 248) 1964
536 Ralph Beard (made 194) 1948
534 Dan Issel (made 285) 1969
530 Alex Groza (made 200) 1948
By a Freshman —
390 Rex Chapman (made 173) 1987
By a Sophomore —
619 Bill Spivey (made 225) 1950
By a Junior —
633 Cliff Hagan (made 264) 1952
By a Senior —
667 Dan Issel (made 369) 1970

CAREER:

1,638 Jack Givens (made 843) 1975-78
1,597 Ralph Beard (made 606) 1946-49
1,591 Dan Issel (made 825) 1968-70
1,576 Alex Groza (made 667) 1947-49
1,548 Cotton Nash (made 645) 1962-64
1,490 Kevin Grevey (made 771) 1973-75
1,441 Tony Delk (made 683) 1993-96
1,425 Johnny Cox (made 564) 1957-59
1,341 Mike Casey (made 647) 1968-69, 71
1,339 Kenny Walker (made 765) 1983-86
1,335 Cliff Hagan (made 567) 1951-52, 54

FIELD GOAL PERCENTAGE

GAME: (min. 10 made)

100.0 Rodney Dent vs. Morehead St. (12 of 12) 1993
100.0 Kenny Walker vs. Western Ky. (11 of 11) 1986

SEASON: (min. 100 made)

65.7 Michael Bradley (157-239) 1999
63.5 Rick Robey (167-363) 1978
63.0 Charles Hurt (102-162) 1983
61.7 Melvin Turpin (192-311) 1983
59.7 Nazr Mohammed (190-318) 1998
59.5 Mike Phillips (125-210) 1978
59.3 Melvin Turpin (224-378) 1984
58.2 Melvin Turpin (160-275) 1982
58.2 Kenny Walker (260-447) 1986
57.7 Jim Andrews (236-409) 1972
57.3 Rick Robey (158-276) 1977
56.9 James Lee (136-239) 1978
By a Freshman —
54.4 Rick Robey (135-248) 1975
By a Sophomore —
65.7 Michael Bradley (157-239) 1999
By a Junior —
61.7 Melvin Turpin (192-311) 1983
By a Senior —
63.5 Rick Robey (167-363) 1978

CAREER: (min. 200 made)

59.3 Charles Hurt (303-511) 1980-83
59.1 Melvin Turpin (626-1059) 1981-84
58.1 Rick Robey (533-917) 1975-78
57.1 Kenny Walker (765-1339) 1983-86
57.0 Andre Riddick (265-465) 1992-95
56.3 Jim Andrews (543-965) 1971-73
55.3 Nazr Mohammed (335-606) 1996-98
54.9 Mike Phillips (576-1050) 1975-78
53.8 Rob Lock (256-476) 1984-88
52.4 Dirk Minniefield (422-805) 1980-83
52.2 Sam Bowie (483-925) 1980-81, 84
52.1 Kyle Macy (540-1037) 1978-80

THREE-POINTERS MADE

GAME:

9	Tony Delk vs. Texas Christian	Jan. 20, 1996
8	Derrick Miller vs. Kansas	Dec. 9, 1989
	vs. North Carolina	Dec. 27, 1989
	vs. Tennessee	Jan. 20, 1990
8	Cameron Mills vs. Florida	Feb. 1, 1998

SEASON:

101	Travis Ford (191 atts.)	1993
99	Derrick Miller (289 atts.)	1990
95	Tony Delk (254 atts.)	1994
93	Tony Delk (210 atts.)	1996
77	Tony Delk (197 atts.)	1995
71	Jeff Sheppard (189 atts.)	1998
69	Anthony Epps (178 atts.)	1997
68	Rex Chapman (176 atts.)	1987
66	Jamal Mashburn (180 atts.)	1993
66	Rex Chapman (159 atts.)	1988
64	Dale Brown (188 atts.)	1993
63	Travis Ford (166 atts.)	1994
62	John Pelphrey (164 atts.)	1991
61	Scott Padgett (160 atts.)	1999
58	Jamal Mashburn (132 atts.)	1992
55	Richie Farmer (150 atts.)	1992
54	Derrick Miller (139 atts.)	1989
52	John Pelphrey (144 atts.)	1992
By a Freshman —		
68	Rex Chapman (176 atts.)	1987
By a Sophomore —		
95	Tony Delk (254 atts.)	1994
By a Junior —		
101	Travis Ford (191 atts.)	1993
By a Senior —		
99	Derrick Miller (289 atts.)	1990

CAREER:

283	Tony Delk (712 atts.)	1993-96
191	Derrick Miller (533 atts.)	1986-90
190	Travis Ford (427 atts.)	1991-94
160	John Pelphrey (433 atts.)	1988-92
155	Anthony Epps (391 atts.)	1994-97
153	Jeff Brassow (428 atts.)	1990-94
152	Scott Padgett (418 atts.)	1995-99
148	Jamal Mashburn (399 atts.)	1992-93
147	Richie Farmer (408 atts.)	1988-92
134	Rex Chapman (335 atts.)	1986-88

CONSECUTIVE GAMES:

34	Tony Delk (32 in '94)	1994-95
32	Travis Ford (27 in '93)	1993-94
14	Tony Delk	1995
14	Tony Delk (9 in '95)	1995-96

THREE-POINTERS ATTEMPTED

GAME:

19	Derrick Miller, UK at Kansas	Dec. 9, 1990

SEASON:

289	Derrick Miller (made 99)	1990
254	Tony Delk (made 95)	1994
210	Tony Delk (made 93)	1996
197	Tony Delk (made 77)	1995
191	Travis Ford (made 101)	1993
189	Jeff Sheppard (made 71)	1998
188	Dale Brown (made 64)	1993
180	Jamal Mashburn (made 66)	1993
178	Anthony Epps (made 69)	1997
176	Rex Chapman (made 68)	1987
166	Travis Ford (made 63)	1994
164	John Pelphrey (made 62)	1991
160	Scott Padgett (made 61)	1999
159	Rex Chapman (made 66)	1988
150	Richie Farmer (made 55)	1992

CAREER:

712	Tony Delk (made 283)	1993-96
533	Derrick Miller (made 191)	1987-90
433	John Pelphrey (made 160)	1989-92
428	Jeff Brassow (made 153)	1990-94
427	Travis Ford (made 190)	1992-94
418	Scott Padgett (made 152)	1995-99
408	Richie Farmer (made 147)	1989-92
394	Jamal Mashburn (made 148)	1991-93
391	Anthony Epps (made 155)	1994-97
335	Dale Brown (made 109)	1992-93
335	Rex Chapman (made 134)	1987-88

THREE-POINT PERCENTAGE

GAME: (min. 7 attempts)

87.5	Derrick Miller (7-8 vs. California)	1989
85.7	Tony Delk (6-7 vs. Iona)	1996
85.7	Travis Ford (6-7 vs. Arkansas)	1993

SEASON: (min. 100 attempts)

52.9 *	Travis Ford (101-191)	1993
44.3	Tony Delk (93-210)	1996
43.9	Jamal Mashburn (58-132)	1992
41.5	Rex Chapman (66-159)	1988
41.1	Jeff Brassow (46-112)	1994
41.0	Anthony Epps (43-105)	1996
39.1	Tony Delk (77-197)	1995
38.8	Derrick Miller (54-139)	1989
38.8	Anthony Epps (69-178)	1997
38.6	Rex Chapman (68-176)	1987
38.1	Scott Padgett (61-160)	1999
38.0	Travis Ford (63-166)	1994
By a Freshman —		
38.6	Rex Chapman (68-176)	1987
By a Sophomore —		
43.9	Jamal Mashburn (58-132)	1992
By a Junior —		
52.9	Travis Ford (101-191)	1993
By a Senior —		
44.3	Tony Delk (93-210)	1996

CAREER: (min. 50 made)

47.4	Cameron Mills (81-171)	1995-98
44.5	Travis Ford (190-427)	1991-94
40.0	Rex Chapman (134-335)	1987-88
39.9	Derek Anderson (61-153)	1996-97
39.8	Tony Delk (283-712)	1993-96
39.6	Anthony Epps (155-391)	1994-97
38.8	Jeff Sheppard (128-330)	1994-98
37.6	Jamal Mashburn (148-394)	1991-93
37.5	Deron Feldhaus (111-296)	1989-92
37.0	John Pelphrey (160-433)	1989-92
36.4	Scott Padgett (152-418)	1995-99
36.0	Richie Farmer (147-408)	1989-92
35.8	Derrick Miller (191-533)	1987-90
35.7	Jeff Brassow (153-428)	1990-94

YEAR-BY-YEAR THREE-POINT PERCENTAGE LEADERS (min. 35 made)

Year	Player	Class	Pos.	3PTM	3PTA	Pct.
1986-87	Derrick Miller	FR	G	35	81	43.2
1987-88	Rex Chapman	SO	G	66	159	41.5
1988-89	Derrick Miller	JR	G	54	139	38.8
1989-90	John Pelphrey	SO	G-F	44	120	36.7
1990-91	John Pelphrey	JR	G-F	62	164	37.8
1991-92	Jamal Mashburn	SO	F	58	132	43.9
1992-93	Travis Ford	JR	G	101	191	52.9
1993-94	Jeff Brassow	SR	G-F	46	112	41.1
1994-95	Tony Delk	JR	G	77	197	39.1
1995-96	Tony Delk	SR	G	93	210	44.3
1996-97	Cameron Mills	JR	G	42	79	53.2
1997-98	Cameron Mills	SR	G	38	87	43.7
1998-99	Scott Padgett	SR	F	61	160	38.1
1999-00	Tayshaun Prince	SO	F	46	150	30.7

*SOUTHEASTERN CONFERENCE RECORD

FREE THROWS MADE

SEASON:

218 Kenny Walker (284 atts.)....1985
210 Dan Issel (275 atts.)....1970
201 Kenny Walker (263 atts.)....1986
180 Alex Groza (248 atts.)....1949
176 Dan Issel (232 atts.)....1969
167 Rodrick Rhodes (215 atts.)....1994
166 Cotton Nash (236 atts.)....1962
164 Cliff Hagan (235 atts.)....1952
162 Cotton Nash (236 atts.)....1963
152 Cotton Nash (198 atts.)....1964

SEASON:

By a Freshman—
131 Dwight Anderson (182 atts.)....1979
By a Sophomore—
167 Rodrick Rhodes (215 atts.)....1994
By a Junior—
218 Kenny Walker (284 atts.)....1985
By a Senior—
210 Dan Issel (275 atts.)....1970

CAREER:

550 Kenny Walker (733 atts.)....1983-86
488 Dan Issel (661 atts.)....1968-70
480 Cotton Nash (652 atts.)....1962-64
438 Ed Davender (553 atts.)....1984-88
410 Alex Groza (548 atts.)....1947-49
368 Winston Bennett (516 atts.)....1983-88
365 Rodrick Rhodes (480 atts.)....1993-95
352 Jack Givens (441 atts.)....1975-78
346 Frank Ramsey (518 atts.)....1951-52, 54
345 Jamal Mashburn (495 atts.)....1990-93

CONSECUTIVE:

50 Travis Ford (*14 games)....1993-94
40 Jim Master (10)....1982
33 Ed Davender (8)....1988
32 Kyle Macy (*12)....1979-80
Over two seasons

FREE THROW ATTEMPTS

SEASON:

284 Kenny Walker (made 218)....1985
275 Dan Issel (made 210)....1970
263 Kenny Walker (made 201)....1986
248 Alex Groza (made 180)....1949
236 Cotton Nash (made 162)....1963
235 Cliff Hagan (made 164)....1952
232 Dan Issel (made 176)....1969
218 Cotton Nash (made 166)....1962
215 Rodrick Rhodes (made 167)....1994
214 Frank Ramsey (made 139)....1952

SEASON:

By a Freshman—
182 Dwight Anderson (made 131)....1979
By a Sophomore—
218 Cotton Nash (made 166)....1962
By a Junior—
284 Kenny Walker (made 218)....1985
By a Senior—
275 Dan Issel (made 210)....1970

CAREER:

733 Kenny Walker (made 550)....1983-86
661 Dan Issel (made 448)....1968-70
652 Cotton Nash (made 480)....1962-64
553 Ed Davender (made 438)....1984-88
548 Alex Groza (made 369)....1947-49
518 Frank Ramsey (made 346)....1951-52, 54
516 Winston Bennett (made 368)....1983-88
495 Jamal Mashburn (made 345)....1990-93
489 Ralph Beard (made 305)....1945-49
487 Cliff Hagan (made 341)....1951-52, 54

FREE THROW PERCENTAGE

SEASON: (Min. 50 attempts)

*91.2 Kyle Macy (104-114)....1980
*91.2 Travis Ford (103-113)....1994
89.6 Jim Master (95-106)....1982
89.2 Kyle Macy (115-129)....1978
88.3 Gimel Martinez (68-77)....1992
88.2 Kent Hollenbeck (82-93)....1971
88.2 Bennie Coffman (67-76)....1960
88.1 Travis Ford (104-118)....1993
87.5 Ronnie Lyons (70-80)....1972
87.3 Dirk Minniefield (55-63)....1981
87.1 Ed Davender (149-171)....1988

SEASON:

By a Freshman–
85.7 Jim Master (48-56)....1981
By a Sophomore—
89.6 Jim Master (95-106)....1982
By a Junior—
88.2 Kent Hollenbeck (82-93)....1971
By a Senior—
91.2 Kyle Macy (104-114)....1980
91.2 Travis Ford (103-113)....1994

CAREER: (Min. 200 attempts)

*89.0 Kyle Macy (331-372)....1978-80
88.2 Travis Ford (239-271)....1993-94
84.9 Jim Master (259-305)....1981-84
83.8 Richie Farmer (207-247)....1988-92
83.4 Louie Dampier (297-356)....1965-67
81.9 Anthony Epps (208-254)....1994-97
80.0 Tom Parker (180-225)....1970-72
79.8 Jack Givens (352-441)....1975-78
79.2 Ed Davender (438-553)....1984-88
78.5 Mike Casey (241-307)....1968-69, 71
77.8 Kevin Grevey (259-333)....1973-75
77.3 Dirk Minniefield (225-291)....1980-83

** Also Southeastern Conference Record*

YEAR-BY-YEAR FREE THROW LEADERS (minimum 50 attempts)

Year	Player	Class	POS	FT	FTA	Pct.
1945-46	Wilbur Schu	SR	G	58	82	70.7
1946-47	Kenneth Rollins	JR	G	86	107	80.3
1947-48	Kenneth Rollins	JR	G	67	92	72.8
1948-49	Alex Groza	SR	C	180	248	72.5
1949-50	Bill Spivey	SO	C	128	176	72.7
1950-51	Shelby Linville	JR	F	53	70	75.7
1951-52	Cliff Hagan	JR	C	164	235	69.7
1953-54	Bill Evans	JR	F	49	63	77.8
1954-55	Bill Evans	SR	F	81	109	74.3
1955-56	Bob Burrow	SR	C	114	171	66.7
	Vernon Hatton	SO	G	100	150	66.7
1956-57	Johnny Cox	SO	F	138	180	76.6
1957-58	Vernon Hatton	SR	G	112	144	77.7
1958-59	Don Mills	JR	C	101	122	82.7
1959-60	Bennie Coffman	SR	G	67	76	88.2
1960-61	Larry Pursiful	JR	G	99	118	83.8
1961-62	Larry Pursiful	SR	G	89	109	81.6
1962-63	Scotty Baesler	SR	G	59	69	85.5
1963-64	Terry Mobley	JR	G	43	56	76.7
1964-65	Louie Dampier	SO	G	84	100	84.0
1965-66	Tommy Kron	SR	G	57	67	85.1
1966-67	Louie Dampier	SR	G	99	119	83.1
1967-68	Mike Casey	SO	G	79	96	82.3
1968-69	Dan Issel	JR	C	176	232	75.9
1969-70	Dan Issel	SR	C	210	275	76.4
1970-71	Kent Hollenbeck	JR	G	82	93	88.2
1971-72	Ronnie Lyons	SO	G	70	80	87.5
1972-73	Mike Flynn	SO	G	55	75	73.3
1973-74	Kevin Grevey	JR	F	83	100	83.0
1974-75	Rick Robey	FR	C	51	63	81.0
1975-76	Jack Givens	SO	F	116	140	82.9
1976-77	Jack Givens	JR	F	94	113	83.2
1977-78	Kyle Macy	SO	G	115	129	89.2
1978-79	Kyle Macy	JR	G	112	129	86.8
1979-80	Kyle Macy	SR	G	104	114	91.2
1980-81	Dirk Minniefield	SO	G	55	63	87.3
1981-82	Jim Master	SO	G	95	106	89.6
1982-83	Derrick Hord	SR	F	65	79	82.3
1983-84	Jim Master	SR	G	60	74	81.1
1984-85	Kenny Walker	JR	F	218	284	76.8
1985-86	Ed Davender	SO	G	104	131	79.4
1986-87	Ed Davender	JR	G	107	145	73.8
1987-88	Ed Davender	SR	G	149	171	87.1
1988-89	Reggie Hanson	SO	F	57	76	75.0
1989-90	Richie Farmer	SO	G	50	59	84.7
1990-91	Richie Farmer	JR	G	64	76	84.2
1991-92	Gimel Martinez	SO	C	68	77	88.3
1992-93	Travis Ford	JR	G	104	118	88.1
1993-94	Travis Ford	SR	G	103	113	91.2
1994-95	Anthony Epps	SO	G	58	80	85.0
1995-96	Tony Delk	SR	G	88	110	80.0
1996-97	Anthony Epps	SR	G	75	90	83.3
1997-98	Scott Padgett	JR	F	87	102	85.3
1998-99	Heshimu Evans	SR	F	94	128	73.4
1999-00	Desmond Allison	SO	G/F	53	68	77.9

TOTAL REBOUNDS

GAME:

34 Bill Spivey, Xavier at UK ..... Feb. 13, 1951
34 Bob Burrow, Temple at UK ..... Dec. 10, 1955
30 Cotton Nash, Temple at UK ..... Dec. 18, 1961
30 Cotton Nash, Ole Miss at UK ..... Feb. 8, 1964
29 Dan Issel, LSU at UK ..... Feb. 22, 1969
28 Mike Phillips, Tennessee at UK .. Jan. 10, 1976
24 Dan Issel, Florida at UK ..... Dec. 4, 1967
24 Dan Issel, Xavier at UK ..... Nov. 30, 1968

By a Freshman —
20 Chris Mills, Marshall at UK ..... Dec. 17, 1988

By a Sophomore —
30 Cotton Nash, Temple at UK ..... Dec. 18, 1961

By a Junior —
34 Bill Spivey, Xavier at UK ..... Feb. 13, 1951

By a Senior —
34 Bob Burrow, Temple at UK ..... Dec. 10, 1955

SEASON:

*567 Bill Spivey 1951
528 Cliff Hagan 1952
459 Bob Burrow 1955
434 Frank Ramsey 1951
383 Frank Ramsey 1952
381 Dan Issel 1969
380 Ed Beck 1957
369 Dan Issel 1970
365 Johnny Cox 1958
364 Bob Burrow 1956
348 Jim Andrews 1973
345 Cotton Nash 1962

By a Freshman —
277 Chris Mills 1989

By a Sophomore —
434 Frank Ramsey 1951

By a Junior —
567 Bill Spivey 1951

By a Senior —
369 Dan Issel 1970

CAREER:

1,078 Dan Issel 1968-70
1,038 Frank Ramsey 1951-52, 54
1,035 Cliff Hagan 1951-52, 54
1,004 Johnny Cox 1957-59
962 Cotton Nash 1962-64
942 Kenny Walker 1983-86
843 Sam Bowie 1980-81, 84
823 Bob Burrow 1955-56
799 Winston Bennett 1983-88
793 Jack Givens 1975-78
789 Jamaal Magloire 1997-00
783 Jim Andrews 1971-73
783 Ed Beck 1956-58

*Southeastern Conference Record



REBOUND AVERAGE

SEASON:

17.7 Bob Burrow (459 in 26 games) 1955
17.2 Bill Spivey (567 in 33 games) 1951
16.5 Cliff Hagan (528 in 32 games) 1952
14.6 Bob Burrow (364 in 25 games) 1956
14.1 Ed Beck (380 in 27 games) 1957
13.6 Dan Issel (381 in 28 games) 1969
13.5 Cliff Hagan (338 in 25 games) 1954
13.3 Cotton Nash (345 in 26 games) 1962
13.2 Dan Issel (369 in 28 games) 1970
12.9 Don Mills (323 in 25 games) 1960

By a Freshman —
8.7 Chris Mills (277 in 32 games) 1989

By a Sophomore —
13.3 Cotton Nash (345 in 26 games) 1962

By a Junior —
17.7 Bob Burrow (459 in 26 games) 1955

By a Senior —
14.6 Bob Burrow (364 in 25 games) 1956

CAREER:

16.1 Bob Burrow (822 in 51 games) 1955-56
13.4 Cliff Hagan (1035 in 77 games) 1951-52, 54
12.9 Dan Issel (1072 in 83 games) 1968-70
12.3 Cotton Nash (962 in 78 games) 1962-64
12.0 Johnny Cox (1004 in 84 games) 1957-59
11.4 Frank Ramsey (1038 in 91 games) 1951-52, 54
10.3 Don Mills (669 in 65 games) 1957-59
10.0 Ed Beck (783 in 78 games) 1956-58
9.8 Jim Andrews (783 in 80 games) 1971-73
8.9 Mike Pratt (718 in 81 games) 1968-70

YEAR-BY-YEAR REBOUNDING LEADERS

Year	Player	Class	Position	Games	Rebounds	Average
1950-51	Bill Spivey	JR	C	33	567	17.2
1951-52	Cliff Hagan	JR	C	32	528	16.5
1953-54	Cliff Hagan	SR	C	25	338	13.5
1954-55	Bob Burrow	JR	C	26	459	17.7
1955-56	Bob Burrow	SR	C	25	364	14.6
1956-57	Ed Beck	JR	C	27	380	14.1
1957-58	Johnny Cox	JR	F	29	365	12.6
1958-59	Johnny Cox	SR	F	27	329	12.2
1959-60	Don Mills	SR	C-F	25	323	12.9
1960-61	Roger Newman	SR	F-G	28	265	9.5
1961-62	Cotton Nash	SO	C-F	26	345	13.2
1962-63	Cotton Nash	JR	F-C	25	300	12.0
1963-64	Cotton Nash	SR	C-F	27	317	11.7
1964-65	John Adams	SR	C	25	214	8.6
1965-66	Pat Riley	JR	F	29	259	8.9
1966-67	Thad Jaracz	JR	C-F	26	215	8.3
1967-68	Dan Issel	SO	C	27	328	12.1
1968-69	Dan Issel	JR	C	28	381	13.6
1969-70	Dan Issel	SR	C	28	369	13.2
1970-71	Tom Payne	SO	C	28	283	10.1
1971-72	Jim Andrews	JR	C	28	315	11.3
1972-73	Jim Andrews	SR	C	28	348	12.4
1973-74	Bob Guyette	JR	C	26	205	7.9
1974-75	Rick Robey	FR	C	31	214	6.9
1975-76	Mike Phillips	SO	C	30	295	9.8
1976-77	Rick Robey	JR	F	30	273	9.1
1977-78	Rick Robey	SR	F	32	261	8.2
1978-79	LaVon Williams	JR	F	31	213	6.9
1979-80	Sam Bowie	FR	C	34	276	8.1
1980-81	Sam Bowie	SO	C	28	254	9.1
1981-82	Melvin Turpin	SO	C	30	212	7.1
1982-83	Melvin Turpin	JR	C	31	195	6.3
1983-84	Sam Bowie	SR	C	34	313	9.2
1984-85	Kenny Walker	JR	F	31	315	10.2
1985-86	Kenny Walker	SR	F	36	276	7.7
1986-87	Richard Madison	JR	F	29	216	7.4
1987-88	Winston Bennett	SR	F	33	258	7.8
1988-89	Chris Mills	FR	F	32	277	8.7
1989-90	Reggie Hanson	JR	F	28	200	7.1
1990-91	Reggie Hanson	SR	F-C	28	201	7.2
1991-92	Jamal Mashburn	SO	F	36	281	7.8
1992-93	Jamal Mashburn	JR	F	34	284	8.3
1993-94	Jared Prickett	SO	F	33	232	7.0
1994-95	Mark Pope	JR	C	33	271	6.3
1995-96	Antoine Walker	SO	F	36	302	8.4
1996-97	Jared Prickett	SR	F	38	225	5.9
1997-98	Nazr Mohammed	JR	C	39	282	7.2
1998-99	Scott Padgett	SR	F	37	217	5.9
1999-00	Jamaal Magloire	SR	C	33	300	9.1

TOTAL ASSISTS

GAME:

15 Travis Ford, UK vs. Eastern Kentucky, Dec. 8, 1993
14 Dirk Minniefield, UK vs. Villanova, Dec. 4, 1982
14 Dickey Beal, UK vs. Brigham Young, March 17, 1984

SEASON:

232 Roger Harden (36 games)....1986
193 Travis Ford (33)....1994
193 Anthony Epps (40)....1997
188 Dirk Minniefield (30)....1982
181 Dirk Minniefield (31)....1983
178 Kyle Macy (32)....1978
175 Anthony Epps (36)....1996
173 Wayne Turner (39)....1998
167 Sean Woods (36)....1992
166 Travis Ford (34)....1993
164 Sean Woods (28)....1990
163 Kyle Macy (35)....1980
151 Sean Woods (27)....1991
151 Dirk Minniefield (28)....1981
146 Sean Sutton (31)....1988
145 John Pelphrey (36)....1992
145 Wayne Turner (37)....1999
143 Larry Johnson (30)....1977
142 Roger Harden (30)....1985

SEASON:

By a Freshman—
126 Dirk Minniefield....1979-80
By a Sophomore—
178 Kyle Macy....1977-78
By a Junior—
188 Dirk Minniefield....1981-82
By a Senior—
232 Roger Harden....1985-86

CAREER:

646 Dirk Minniefield (123 games)....1980-83
544 Anthony Epps (141)....1994-97
498 Roger Harden (122)....1983-86
494 Wayne Turner (151)....1996-99
482 Sean Woods (91)....1990-92
470 Kyle Macy (98)....1978-80
436 Ed Davender (129)....1985-88
428 Travis Ford (100)....1992-94
327 John Pelphrey (114)....1989-92
319 Larry Johnson (112)....1974-77
301 Dickey Beal (111)....1981-84
293 Larry Conley (81)....1964-66

ASSISTS AVERAGE

SEASON:

6.4 Roger Harden (36 games)....1986
6.3 Dirk Minniefield (30)....1982
5.9 Sean Woods (28)....1990
5.8 Dirk Minniefield (31)....1983
5.8 Travis Ford (33)....1994
5.6 Kyle Macy (32)....1978
5.6 Sean Woods (27)....1991
5.4 Dirk Minniefield (28)....1981
4.9 Travis Ford (34)....1993
4.9 Anthony Epps (36)....1996

CAREER:

5.3 Sean Woods (482 in 91 games)....1990-92
5.3 Dirk Minniefield (646 in 123 games)..1980-83
4.8 Kyle Macy (470 in 98 games)....1978-80
4.3 Travis Ford (428 in 100 games)....1992-94
4.1 Roger Harden (498 in 122 games)....1983-86
3.9 Anthony Epps (544 in 141 games)....1994-97
3.6 Larry Conley (293 in 81 games)....1964-66
3.4 Ed Davender (436 in 129 games)....1985-88
3.3 Wayne Turner (494 in 151 games)....1996-99
3.2 Mike Casey (260 in 82 games)....1968-69, 71

Note: Assists kept since 1961-62 season

YEAR-BY-YEAR ASSISTS LEADERS

Year	Player	Class	POS	G	Asst.	Average
1961-62	Scotty Baesler	JR	G	26	112	4.3
1962-63	Cotton Nash	JR	F-C	25	66	2.6
1963-64	Larry Conley	SO	F-C	27	112	4.2
1964-65	Larry Conley	JR	F-C	25	81	3.2
1965-66	Larry Conley	SR	F	29	100	3.4
1966-67	Pat Riley	SR	F	26	68	2.6
1967-68	Mike Pratt	SO	F	27	82	3.0
1968-69	Mike Casey	JR	G	28	129	4.6
1969-70	Mike Pratt	SR	F	28	99	3.5
1970-71	Larry Steele	SR	F	24	93	3.9
1971-72	Stan Key	SR	G	28	89	3.2
1972-73	Jimmy Dan Conner	SO	G	28	83	3.0
1973-74	Mike Flynn	JR	G	26	83	3.2
1974-75	Jimmy Dan Conner	SR	G	31	106	3.4
	Mike Flynn	SR	G	31	106	3.4
1975-76	Larry Johnson	JR	G	30	98	3.3
1976-77	Larry Johnson	SR	G	30	143	4.8
1977-78	Kyle Macy	SO	G	32	178	5.6
1978-79	Kyle Macy	JR	G	31	129	4.2
1979-80	Kyle Macy	SR	G	35	163	4.7
1980-81	Dirk Minniefield	SO	G	28	151	5.4
1981-82	Dirk Minniefield	JR	G	30	188	6.3
1982-83	Dirk Minniefield	SR	G	31	181	5.8
1983-84	Dickey Beal	SR	G	30	133	4.4
1984-85	Roger Harden	JR	G	30	142	4.7
1985-86	Roger Harden	SR	G	36	232	6.4
1986-87	Rex Chapman	FR	G	29	103	3.6
1987-88	Ed Davender	SR	G	33	131	4.0
1988-89	Sean Sutton	SO	G	31	146	4.7
1989-90	Sean Woods	SO	G	28	164	5.9
1990-91	Sean Woods	JR	G	27	151	5.6
1991-92	Sean Woods	SR	G	36	167	4.6
1992-93	Travis Ford	JR	G	34	166	4.9
1993-94	Travis Ford	SR	G	33	193	5.8
1994-95	Anthony Epps	SO	G	33	138	4.2
1995-96	Anthony Epps	JR	G	36	175	4.9
1996-97	Anthony Epps	SR	G	40	193	4.8
1997-98	Wayne Turner	JR	G	39	173	4.4
1998-99	Wayne Turner	SR	G	37	145	3.9
1999-00	Saul Smith	JR	G	33	115	3.5

Former Wildcat Travis Ford set the school record for assists in a game in 1993 with 15 against EKU, the team he now coaches.



TOTAL BLOCKS

GAME:

9	Sam Bowie, UK vs. Vanderbilt, Feb. 21, 1981	
9	Andre Riddick, UK vs. LSU, March 14, 1993	
8	Andre Riddick, UK vs. Morehead State, Dec. 17, 1993	

SEASON:

83	Melvin Turpin (31 games)	1983
83	Andre Riddick (34)	1994
80	Sam Bowie (28)	1981
79	Jamaal Magloire (40)	1997
75	Nazr Mohammed (39)	1998
73	Sam Bowie (34)	1980
67	Melvin Turpin (30)	1982
66	Jamaal Magloire (38)	1998
66	Jamaal Magloire (34)	1999
65	Sam Bowie (34)	1984
57	Jamaal Magloire (33)	2000
53	Melvin Turpin (34)	1984
53	Reggie Hanson (28)	1991
52	Andre Riddick (31)	1993
52	Nazr Mohammed (39)	1997
51	Walter McCarty (36)	1996
50	Jules Camara (31)	2000
44	Andre Riddick (33)	1995
44	Mark Pope (36)	1996
41	Tayshaun Prince (32)	2000
40	Reggie Hanson (28)	1990

SEASON:

By a Freshman —		
79	Jamaal Magloire	1997
73	Sam Bowie	1980
By a Sophomore —		
80	Sam Bowie	1981
67	Melvin Turpin	1982
By a Junior —		
83	Melvin Turpin	1983
83	Andre Riddick	1994
By a Senior —		
65	Sam Bowie	1984
57	Jamaal Magloire	2000
53	Melvin Turpin	1984
53	Reggie Hanson	1991

CAREER:

268	Jamaal Magloire (145 games)	1997-00
226	Melvin Turpin (123 games)	1981-84
218	Sam Bowie (96)	1980-81, 84
212	Andre Riddick (126)	1992-95
135	Nazr Mohammed (94)	1996-98
122	Kenny Walker (132)	1983-86
119	Reggie Hanson (101)	1988-91
108	Walter McCarty (103)	1994-96
83	Rob Lock (117)	1985-88

BLOCKS AVERAGE

SEASON:

2.9	Sam Bowie (80 in 28 games)	1981
2.7	Melvin Turpin (83 in 31 games)	1983
2.4	Andre Riddick (83 in 34 games)	1994
2.2	Melvin Turpin (67 in 30 games)	1982
2.0	Jamaal Magloire (79 in 40 games)	1997

Note: Records kept since 1978-79 season



Jamaal Magloire finished his UK career by shattering the school's blocks record, recording 268.

YEAR-BY-YEAR BLOCKS LEADERS

Year	Player	Class	POS	G	Blocks	Average
1979	Freddie Cowan	So.	C-F	31	36	1.2
1980	Sam Bowie	Fr.	C	34	73	2.1
1981	Sam Bowie	So.	C	28	80	2.9
1982	Melvin Turpin	So.	C	30	67	2.2
1983	Melvin Turpin	Jr.	C	31	83	2.7
1984	Sam Bowie	Sr.	C	34	65	1.9
1985	Kenny Walker	Jr.	F	31	37	1.2
1986	Kenny Walker	Sr.	F	36	43	1.2
1987	Rob Lock	Jr.	C	29	31	1.1
1988	Rob Lock	Sr.	C	33	32	1.0
1989	LeRon Ellis	So.	C	32	35	1.1
1990	Reggie Hanson	Jr.	C	28	40	1.4
1991	Reggie Hanson	Sr.	C	28	53	1.9
1992	Andre Riddick	Fr.	C	28	33	1.2
1993	Andre Riddick	So.	C	31	52	1.7
1994	Andre Riddick	Jr.	C	34	83	2.4
1995	Andre Riddick	Sr.	C	33	44	1.3
1996	Walter McCarty	Sr.	F	36	51	1.4
1997	Jamaal Magloire	Fr.	C	40	79	2.0
1998	Nazr Mohammed	Jr.	C	39	75	1.9
1999	Jamaal Magloire	Jr.	C	34	66	1.9
2000	Jamaal Magloire	Sr.	C	33	57	1.7

TOTAL STEALS

GAME:

8 Wayne Turner, UK vs. George Washington, Nov. 24, 1997
7 John Pelphrey, UK vs. LSU, Feb. 15, 1990
7 Reggie Hanson, UK vs. Ole Miss, Jan. 27, 1990
6 Dicky Beal, UK vs. Louisville, March 22, 1984
6 Ed Davender, UK vs. Austin Peay, Nov. 29, 1987
6 James Blackmon, UK vs. Tennessee, Feb. 11, 1987
6 Ed Davender, UK vs. Hawaii, Nov. 28, 1987
6 Anthony Epps, UK vs. Florida, Feb. 15, 1997

SEASON:

79 Wayne Turner (40 games) 1997
76 Rodrick Rhodes (33) 1994
69 Kyle Macy (31) 1979
68 Anthony Epps (40) 1997
67 Tony Delk (36) 1996
66 Ron Mercer (40) 1997
66 Jared Prickett (38) 1997
65 Jamal Mashburn (36) 1992
65 John Pelphrey (36) 1992
64 Tony Delk (34) 1994
62 Wayne Turner (39) 1998
61 Reggie Hanson (28) 1990
61 John Pelphrey (28) 1990
61 Derek Anderson (36) 1996
61 Antoine Walker (36) 1996
59 Ed Davender (36) 1986
57 Wayne Turner (37) 1999
56 Travis Ford (34) 1993
55 Anthony Epps (36) 1996
53 Rex Chapman (32) 1988
53 Tony Delk (33) 1995
52 Ed Davender (33) 1988
51 Jamal Mashburn (34) 1993
51 Rodrick Rhodes (33) 1995
50 James Blackmon (29) 1987
50 Sean Woods (27) 1991

One of Keith Bogans' record 47 steals led to this familiar two-handed slam.



SEASON:

By a Freshman —
47 Keith Bogans 2000
45 Chris Mills 1989
By a Sophomore —
79 Wayne Turner 1997
76 Rodrick Rhodes 1994
By a Junior —
69 Kyle Macy 1979
62 Wayne Turner 1998
By a Senior —
68 Anthony Epps 1997
67 Tony Delk 1996

CAREER:

238 Wayne Turner (151 games) 1996-99
201 Tony Delk (133) 1993-96
191 Ed Davender (129) 1985-88
187 Jared Prickett (143) 1993-97
184 Anthony Epps (141) 1994-97
173 John Pelphrey (114) 1989-92
163 Rodrick Rhodes (99) 1993-95
156 Dirk Minniefield (123) 1980-83
153 Reggie Hanson (101) 1988-91
153 Jamal Mashburn (98) 1991-93
149 James Blackmon (128) 1984-87
147 Scott Padgett (122) 1995-99
144 Sean Woods (91) 1990-92

STEALS AVERAGE

SEASON:

2.3 Rodrick Rhodes (76 in 33 games) 1994
2.2 Kyle Macy (69 in 31 games) 1979
2.2 Reggie Hanson (61 in 28 games) 1990
2.2 John Pelphrey (61 in 28 games) 1990
2.0 Wayne Turner (79 in 40 games) 1997

Note: Steals kept since 1978-79

YEAR-BY-YEAR STEALS LEADERS

Year	Player	Class	POS	G	Steals	Average
1979	Kyle Macy	Jr.	G	31	69	2.2
1980	Kyle Macy	Sr.	G	35	58	1.7
1981	Dirk Minniefield	So.	G	28	35	1.3
1982	Dirk Minniefield	Jr.	G	30	42	1.4
1983	Dirk Minniefield	Sr.	G	31	45	1.5
1984	Kenny Walker	So.	F	34	31	0.9
1985	Ed Davender	Fr.	G	31	33	1.1
1986	Ed Davender	So.	G	36	59	1.6
1987	James Blackmon	Sr.	G	29	50	1.7
1988	Rex Chapman	So.	G	32	53	1.7
1989	Reggie Hanson	So.	F	29	47	1.6
1990	Reggie Hanson	Jr.	F	28	61	2.2
	John Pelphrey	So.	F	28	61	2.2
1991	Sean Woods	Jr.	G	27	50	1.9
1992	Jamal Mashburn	So.	F	36	61	1.7
	John Pelphrey	Sr.	F	36	61	1.7
1993	Travis Ford	Jr.	G	34	56	1.6
1994	Rodrick Rhodes	So.	F	33	76	2.3
1995	Tony Delk	Jr.	G	33	53	1.6
1996	Tony Delk	Sr.	G	36	67	1.9
1997	Wayne Turner	So.	G	40	79	2.0
1998	Wayne Turner	Jr.	G	39	62	1.6
1999	Wayne Turner	Sr.	G	37	57	1.5
2000	Keith Bogans	Fr.	G	33	47	1.4

COLLEGE

No.	Att.	Date	Opponent	W/L
1.	24,340	Dec. 23, 1995	Louisville, 89-66	W
2.	24,336	Feb. 11, 1996	Arkansas, 88-73	W
3.	24,332	March 7, 1992	Tennessee, 99-88	W
4.	24,327	Nov. 27, 1993	Louisville, 78-70	W
t5.	24,326	Feb. 9, 1994	Arkansas, 82-90	L
t5.	24,326	Mar. 2, 1997	South Carolina, 66-72	L
7.	24,325	March 4, 1995	LSU, 127-80	W
8.	24,324	Jan. 25, 1992	Arkansas, 88-105	L
9.	24,321	Dec. 12, 1998	Maryland, 103-91	W
10.	24,320	Feb. 18, 1995	Florida, 87-77	W
11.	24,310	March 2, 1991	Auburn, 114-93	W
12.	24,307	March 2, 1994	Florida, 80-77	W
13.	24,305	Jan. 9, 1993	Tennessee, 84-70	W
14.	24,303	Dec. 27, 1997	Louisville, 76-79	L
15.	24,301	Feb. 15, 1990	LSU, 100-95	W
16.	24,299	Feb. 6, 1993	Vanderbilt, 82-67	W
17.	24,295	Dec. 28, 1991	Louisville, 103-89	W
18.	24,288	Jan. 14, 1989	LSU, 62-64	L
19.	24,277	Feb. 9, 1997	Villanova, 93-56	W
20.	24,272	Feb. 22, 1998	Georgia, 85-74	W

HIGH SCHOOL

No.	Att.	Date	Game(s)
1.	24,041	March 27, 1987	LaRue Co. vs. Clay Co. Madison Central vs. Oldham Co.
2.	23,965	March 12, 1999	Scott Co. vs. Madison Central Fleming Co. vs. Paducah Tilghman
3.	23,275	March 16, 1991	Lou. Fairdale vs. Lex. Tates Creek
4.	22,344	March 17, 2000	Iroquois vs. Scott Co. Lexington Catholic vs. Male
5.	22,175	March 20, 1993	Marion Co. vs. Paul Dunbar
6.	20,904	March 26, 1982	Laurel Co. vs. Oldham Co. Virgie vs. Mason Co.
7.	20,764	March 21, 1981	Simon Kenton vs. Mason Co.
8.	20,645	March 15, 1995	Scott Co. vs. Breckinridge Co. St. Xavier vs. Marshall Co.
9.	20,325	March 15, 1991	Pad. Tilghman vs. Lex. Tates Creek North Hardin vs. Cov. Holy Cross
10.	20,310	March 26, 1987	Madison Central vs. Warren Co. Oldham Co. vs. Hazard

LARGEST CROWDS AT ANY UK GAME

No.	Att.	Arena	Date	Game/Score
1.	64,151	Superdome, New Orleans	April 3, 1993	Michigan 81, UK 78*
T2.	47,028	RCA Dome, Indianapolis	Mar. 29, 1997	UK 78, Minnesota 69
T2.	47,028	RCA Dome, Indianapolis	Mar. 31, 1997	Arizona 84, UK 79*
4.	45,217	RCA Dome, Indianapolis	Dec. 3, 1988	Notre Dame 81, UK 65
5.	43,601	RCA Dome, Indianapolis	Dec. 5, 1987	UK 82, Indiana 76
6.	42,519	Trans World Dome, St. Louis	March 21, 1999	Michigan St. 73, UK 66
7.	42,440	Trans World Dome, St. Louis	March 19, 1999	UK 58, Miami (OH) 43
8.	41,071	RCA Dome, Indianapolis	Dec. 2, 1995	UK 89, Indiana 82
T9.	40,589	Tropicana Field, St. Petersburg	March 20, 1998	UK 94, UCLA 68
T9.	40,589	Tropicana Field, St. Petersburg	March 22, 1998	UK 86, Duke 84
T11.	40,509	Alamodome, San Antonio	March 28, 1998	UK 86, Stanford 85*
T11.	40,509	Alamodome, San Antonio	March 30, 1998	UK 78, Utah 69
13.	40,128	RCA Dome, Indianapolis	Dec. 2, 1989	Indiana 71, UK 69
14.	38,504	RCA Dome, Indianapolis	Dec. 6, 1997	UK 75, Indiana 72
15.	38,471	Kingdome, Seattle	March 31, 1984	Georgetown 53, UK 40
16.	38,197	RCA Dome, Indianapolis	Dec. 4, 1993	Indiana 96, UK 84
17.	38,043	RCA Dome, Indianapolis	Dec. 8, 1991	UK 98, Notre Dame 90
18.	37,056	RCA Dome, Indianapolis	Dec. 4, 1999	Indiana 83, UK 75
19.	34,704	RCA Dome, Indianapolis	Dec. 7, 1992	UK 76, Indiana 74
20.	32,250	RCA Dome, Indianapolis	Nov. 15, 1996	Clemson 79, UK 71*
21.	31,560	Carrier Dome, Syracuse, N.Y.	Feb. 12, 1994	Syracuse 93, UK 85
22.	30,695	Carrier Dome, Syracuse, N.Y.	Feb. 26, 1989	Syracuse 89, UK 73

** Overtime*



Colorful commentator Dick Vitale is always eager to oblige Cat fans with autographs before games in Lexington.

ALL-TIME WINNING STREAKS

OVERALL

No.	Began	Ended
32	Dec. 5, 1953 vs. Temple (H) 86-59	Jan. 8, 1955 vs. Georgia Tech (H) 58-59
27	Dec. 2, 1995 vs. Indiana (N) 89-82	Mar. 10, 1996 vs. Miss. State (N) 73-84
26	Jan. 28, 1946 vs. Georgia Tech (H) 54-26	Dec. 30, 1946 vs. Oklahoma A&M (N) 31-37
25	Feb. 27, 1965 vs. Tennessee (H) 61-60	Mar. 5, 1966 vs. Tennessee (A) 62-69
24	Feb. 6, 1933 vs. Mexico (H) 81-22	Feb. 24, 1934 vs. Florida (N) 32-38
23	Jan. 2, 1952 vs. Mississippi (H) 116-58	Mar. 22, 1952 vs. St. John's (N) 57-64
21	Jan. 11, 1949 vs. Bowling Green (N) 63-61	Mar. 31, 1949 vs. Loyola, Chicago (N) 56-67
21	Dec. 30, 1950 vs. Syracuse (N) 69-59	Mar. 3, 1951 vs. Vanderbilt (N) 57-61
18	Feb. 5, 1948 vs. Alabama (A) 41-31	Mar. 31, 1948 vs. Phillips Oilers (N) 49-53
16	Mar. 1, 1958 vs. Tennessee (A) 77-66	Jan. 6, 1959 vs. Vanderbilt (A) 66-75
16	Dec. 11, 1961 vs. St. Louis (H) 86-77	Feb. 12, 1962 vs. Miss. State (H) 44-49
16	Mar. 15, 1969 vs. Miami Ohio (N) 72-71	Jan. 31, 1970 vs. Vanderbilt (A) 81-87
16	Feb. 21, 1976 vs. Florida (H) 96-89	Dec. 18, 1976 vs. Utah (H) 68-70
16	Feb. 13, 1978 vs. Mississippi (A) 64-52	Dec. 16, 1978 vs, Indiana (A) 67-68

SINGLE SEASON

No.	Began	Ended
27	Dec. 2, 1995 vs. Indiana (N) 89-82	Mar. 10, 1996 vs. Miss. State (N) 73-84
25*	Dec. 5, 1953 vs. Temple (H) 86-59	Mar. 1, 1954 vs. Alabama (A) 68-43
23	Jan. 2, 1952 vs. Ole Miss (N) 116-58	Mar. 22, 1952 vs. St. John's (N) 57-64
23	Dec. 1, 1965 vs. Hardin-Simmons (H) 83-55	Mar. 5, 1966 vs. Tennessee (A) 62-69
21	Jan. 11, 1949 vs. Bowling Green (N) 63-61	Mar. 14, 1949 vs. Loyola, Chicago (N) 56-67
21	Dec. 30, 1950 vs. Syracuse (N) 69-59	Mar. 3, 1951 vs. Vanderbilt (N) 57-61

HOMECOURT

No.	Began	Ended
129	Jan. 4, 1943 vs. Ft. Knox 64-30	Jan. 8, 1955 vs. Georgia Tech 58-59
39	Jan. 10, 1933 vs. South Carolina 44-36	Feb. 22, 1936 vs. Creighton 29-31
33	Jan. 29, 1992 vs. Ole Miss 96-78	Feb. 9, 1994 vs Arkansas 82-90
30	Dec. 1, 1980 vs. East Tennessee 62-57	Mar. 6, 1982 vs. Alabama 46-48
28	Dec. 21, 1957 vs. Minnesota 78-58	Dec. 19, 1959 vs. West Virginia 70-79
28	Dec. 20, 1968 vs. Michigan 112-104	Dec. 19, 1970 vs. Purdue 83-89
27	Jan. 11, 1930 vs. Creighton 25-21	Feb. 20, 1932 vs. Vanderbilt 31-32
27	Feb. 18, 1995 vs. Florida 87-77	Mar. 2, 1997 vs. South Carolina 66-72
26	Jan. 22, 1977 vs. LSU 87-72	Dec. 22, 1978 vs. Texas A&M 69-73
24	Feb. 28, 1985 vs. Tennessee 92-67	Jan. 7, 1987 vs. Alabama 55-69
23	Jan. 17, 1983 vs. Florida 70-63	Dec. 4, 1984 vs. SMU 54-56
22	Jan. 10, 1990 vs. Florida 89-81	Nov. 22, 1991 vs. Pittsburgh 67-85

BIGGEST WINS

Margin	Opponent (Site)	Score	Date
77	Georgia (Louisville)	143-66	Feb. 27, 1956
74	Tennessee-Martin (H)	124-50	Nov. 26, 1994
72	Wabash (H)	96-24	Dec. 28, 1946
72	Western Ontario (H)	90-18	Dec. 10, 1949
69	Oglethorpe (H)	81-12	Dec. 13, 1934
69	Arkansas State (H)	75-6	Jan. 8, 1945
69	Vanderbilt (Louisville)	98-29	Feb. 27, 1947
66	Auburn (Louisville)	84-18	Feb. 28, 1947
65	Texas A&M (H)	83-18	Dec. 14, 1946
64	Morehead State (H)	96-32	Dec. 16, 1995
61	Tennessee (H)	101-40	Mar. 12, 1993
59	Mexico U. (H)	81-22	Feb. 6, 1933
58	Ole Miss (Owensboro)	116-58	Jan. 2, 1952

BIGGEST LOSSES

Margin	Opponent (Site)	Score	Date
70	Central (A)	17-87	Jan. 28, 1910
55	Kansas (A)	95-150	Dec. 9, 1989
47	Wabash (A)	10-57	Jan. 6, 1925
42	Central (A)	9-51	Mar. 11, 1910
41	Rose Poly (A)	11-52	Feb. 10, 1910
39	City College of New York (N)	50-89	Mar. 14, 1950
38	Cincinnati (H)	10-48	Dec. 18, 1926
37	Christ Church, Cin. (A)	17-54	Feb. 15, 1906
35	Louisiana State (H)	41-76	Jan. 18, 1987
32	Georgia Tech (A)	16-48	Jan. 22, 1927

**UK registered 25 wins during its undefeated season of 1953-54. The team declined a bid to the NCAA Tournament.*

OVERTIME GAMES

Date	Opponent	Result	
Feb. 12, 1907	@ Central	L	23-25*
Jan. 8, 1910	@ Kentucky Wesleyan	W	14-12*
Feb. 21, 1918	Centre	W	22-20***
Mar. 6, 1920	@ Centre	L	18-20*
Feb. 13, 1922	@ Virginia	L	30-32*
Dec. 21, 1928	Miami, Ohio	W	43-42***
Feb. 1, 1929	@ Mississippi A & M	W	25-23*
Jan. 31, 1930	@ Tennessee	L	24-29*
Feb. 22, 1930	Washington & Lee	W	28-26*
Feb 1, 1930	@ Georgia	W	22-21*
Jan. 31, 1931	@ Tennessee	W	36-32*
Dec. 15, 1936	@ Xavier	W	34-28*
Feb. 18, 1939	@ Tennessee	W	36-34**
Mar. 1, 1940	@ Tennessee	W	30-29*
Dec. 23, 1944	Ohio State	W	53-48*
Jan. 1, 1945	@ Long Island	W	62-52*
Jan. 27, 1945	Notre Dame (Lou.)	L	58-59*
Dec. 29, 1949	Villanova (N)	W	57-56*
Dec. 29, 1950	St. Louis (N)	L	42-43*
Dec. 7, 1957	Temple	W	85-83***
Feb. 22, 1958	Alabama (N)	W	45-43*
Dec. 15, 1958	Maryland	W	58-56*
Dec. 14, 1959	@ Kansas	W	77-72*
Dec. 22, 1960	St. Louis	L	72-74*
Jan. 5, 1963	Georgia Tech	L	85-86**
Jan. 19, 1963	Tennessee	L	69-78*
Jan. 10, 1966	@ Georgia	W	69-65**
Dec. 5, 1966	Illinois	L	97-98*
Jan. 5, 1967	Vanderbilt	L	89-91*
Jan. 23, 1967	Tennessee	L	50-52**
Feb. 11, 1967	Mississippi State	L	72-77*
Jan. 27, 1969	@ Alabama	W	83-70*
Dec. 12, 1970	@ Indiana	W	95-93*
Dec. 11, 1971	Indiana (Lou.)	L	89-90**
Feb. 5, 1972	@ Vanderbilt	W	85-80*
Feb. 12, 1973	Mississippi State	W	100-87*
Mar. 15, 1973	Austin Peay (NCAA)	W	106-100*
Feb. 11, 1974	@ Auburn	L	97-99*
Dec. 15, 1975	Indiana (Lou.)	L	68-77*
Jan. 10, 1976	Tennessee	L	88-90*
Jan. 26, 1976	@ Auburn	L	84-91*
Mar. 8, 1976	Mississippi State	W	94-93*
Jan. 3, 1977	Georgia	W	64-59*
Jan. 12, 1977	Tennessee	L	67-71*
Feb. 11, 1978	@ LSU	L	94-95*
Dec. 9, 1978	Kansas	W	67-66*
Dec. 16, 1978	@ Indiana	L	67-68*
Jan. 25, 1979	@ Auburn	W	86-83*
Mar. 3, 1979	Tennessee (N)	L	69-75*
Mar. 7, 1979	Clemson	L	67-68*
Nov. 17, 1979	Duke (N)	L	76-82*
Feb. 24, 1980	@ LSU	W	76-74*
Jan. 31, 1981	@ Georgia	W	71-68**
Dec. 12, 1981	@ Kansas	W	77-74*
Dec. 29, 1981	Notre Dame (Lou.)	W	34-28*
Feb. 3, 1982	@ Auburn	L	81-83*
Jan. 10, 1983	@ Mississippi State	W	59-53*
Jan. 22, 1983	@ Vanderbilt	W	82-77*
Mar. 26, 1983	Louisville (NCAA)	L	68-80*
Feb. 2, 1985	@ Auburn	W	49-47*
Feb. 11, 1987	Tennessee	W	91-84*
Dec. 5, 1987	Indiana (N)	W	82-76*
Dec. 23, 1989	Southwestern Louisiana	L	113-116*
Mar. 28, 1992	Duke (NCAA)	L	103-104*
Apr. 3, 1993	Michigan (NCAA)	L	78-81*
Jan. 8, 1994	@ Georgia	L	90-94*
Mar. 12, 1995	Arkansas (N)	W	95-93*
Nov. 15, 1996	Clemson (N)	L	71-79*
Feb. 4, 1997	@ South Carolina	L	79-84*
Mar. 31, 1997	Arizona (NCAA)	L	79-84*
Jan. 17, 1998	Arkansas	W	80-77*
Mar. 28, 1998	Stanford (NCAA)	W	86-85*
Dec. 8, 1998	Indiana (N)	W	70-61*
Jan. 26, 1999	@ Georgia	W	91-83*
Mar. 14, 1999	Kansas (NCAA)	W	92-88*
Jan. 22, 2000	@ Vanderbilt	W	81-73*
Mar. 16, 2000	St. Bonaventure (NCAA)	W	85-80**

TOTAL **77 GAMES** **44-33**

Home 12-11 Away 22-11 Neutral 10-11 NCAA 4-4

**One Overtime **Two Overtimes ***Three Overtimes*

	G	FGM	FGA	Pct.	3PM	3PA	Pct.	FTM	FTA	Pct.	REB	Avg.	PF	D	A	TO	BS	ST	PTS	Avg.
1945-46																				
UK	30	725						371	613	60.5			469						1821	60.7
Opponents	30																		1194	39.8
1946-47																				
UK	37	101	3232	31.5				500	781	64.0			682						2536	68.5
Opponents	37																		1416	38.3
1947-48																				
UK	39	1082	3465	31.2				526	841	62.5			764						2690	69.0
Opponents	39			23.2															1730	44.4
1948-49																				
UK	34	903	2756	32.8				514	728	70.6			636						2320	68.2
Opponents	34	538	2216	24.3				454	756	60.1			635						1530	45.0
1949-50																				
UK	30	823	2485	33.1				443	673	65.8			604						2089	69.6
Opponents	30	625	2270	27.5				446	725	61.5			558						1696	56.5
1950-51																				
UK	34	1029	3013	34.2				482	744	64.8	2109	62.0	648		471				2540	74.7
Opponents	34	656	2422	27.0				471	786	59.9	1357	39.9	623		265				1783	52.4
1951-52																				
UK	32	1043	2829	36.9				549	865	63.5	1817	56.8	707		497				2635	82.3
Opponents	32	658	2219	29.7				458	786	58.3	1164	36.4	731		188				1774	55.4
1952-53	No Schedule (Under Suspension by NCAA)																			
1953-54																				
UK	25	829	2162	38.3				529	780	67.8	1318	52.7	582	35					2187	87.5
Opponents	25	481	1574	30.6				546	872	62.6	851	34.0	500	27					1508	60.3
1954-55																				
UK	26	781	2123	36.8				425	675	63.0	1680	64.6	481						1987	76.4
Opponents	26	527	1741	30.3				534	824	64.8	1120	43.1	400						1588	61.1
1955-56																				
UK	26	826	2078	41.5				473	729	64.9	1502	57.8	490						2197	84.5
Opponents	26	628	1750	35.9				546	828	65.9	1094	42.1	548						1802	69.3
1956-57																				
UK	28	889	2191	40.6				579	829	69.8	1550	55.4	524						2357	84.2
Opponents	28	673	1971	34.1				607	883	68.7	1109	39.6	478						1953	69.8
1957-58																				
UK	29	832	2223	37.3				502	680	73.8	1562	53.9	474						2166	74.7
Opponents	29	690	1945	35.5				437	635	68.8	1227	42.3	494						1817	62.7
1958-59																				
UK	27	778	1922	40.5				570	758	75.2	1361	50.4	513						2126	78.7
Opponents	27	623	1687	36.9				491	720	68.2	1117	41.4	539						1737	64.3
1959-60																				
UK	25	667	1741	38.3				504	700	72.0	1317	52.7	502						1838	73.5
Opponents	25	559	1547	36.1				524	725	72.3	1142	45.7	509						1642	65.7
1960-61																				
UK	28	726	1928	37.7				575	793	72.5	1438	51.4	551						2027	72.4
Opponents	28	663	1665	39.8				532	781	68.1	1233	44.0	546						1858	66.4
1961-62																				
UK	26	822	1895	43.4				497	666	74.6	1399	53.8	483	16	343				2141	82.3
Opponents	26	637	1733	36.8				430	623	69.0	1090	41.9	476	18	168				1704	65.5
1962-63																				
UK	25	724	1786	40.5				445	638	69.7	1284	51.4	461	13	237				1893	75.7
Opponents	25	640	1568	40.8				417	611	68.2	1093	43.7	472	26	119				1697	67.9
1963-64																				
UK	27	936	2096	44.7				454	605	75.0	1355	50.2	520	20	396				2326	86.1
Opponents	27	727	1839	39.5				500	700	71.4	1268	47.0	482	15	141				1954	72.4
1964-65																				
UK	25	796	1771	49.4				517	675	76.6	1103	44.1	504	27	260				2109	84.4
Opponents	25	729	1643	44.4				456	659	69.2	1147	45.9	526	22	153				1914	76.6
1965-66																				
UK	29	1017	2079	48.9				485	648	74.8	1368	47.2	539	18	293				2519	86.9
Opponents	29	770	1916	40.2				488	690	70.7	1205	41.6	515	17	120				2028	69.9
1966-67																				
UK	26	861	1760	48.9				429	559	76.7	1071	41.2	508	21	270				2151	82.7
Opponents	26	775	1698	45.6				462	675	68.4	1105	42.5	430	11	152				2012	77.4
1967-68																				
UK	27	979	2082	47.0				442	624	70.8	1333	49.4	493	7	331				2400	88.9
Opponents	27	831	1903	43.7				443	630	70.3	1212	44.9	518	17	200				2103	77.9
1968-69																				
UK	28	1015	2071	49.0				512	688	74.4	1374	49.1	528	16	499				2542	90.8
Opponents	28	864	1944	44.4				469	685	68.5	1154	41.5	513	17	233				2199	78.5
1969-70																				
UK	28	1099	2205	49.8				511	686	74.5	1390	49.6	548	16	432				2709	96.8
Opponents	28	860	1898	45.3				534	740	72.2	1135	40.5	513	18	215				2254	80.5
1970-71																				
UK	28	1077	2129	50.6				516	688	75.0	1340	47.9	556	13	425				2670	95.4
Opponents	28	915	2080	44.0				543	739	73.5	1245	44.5	537	18	250				2373	84.8
1971-72																				
UK	28	916	1866	49.1				479	655	73.1	1214	43.4	481	20	392	402			2311	82.5
Opponents	28	839	1883	44.6				415	630	65.9	1171	41.8	505	15	275	438			2093	74.8
1972-73																				
UK	28	1002	2070	48.4				337	484	69.6	1292	46.1	536	18	396	447			2341	83.6
Opponents	28	888	1978	45.0				322	491	65.6	1182	42.2	540	24	308	487			2098	74.9

	G	FGM	FGA	Pct.	3PM	3PA	Pct.	FTM	FTA	Pct.	REB	Avg.	PF	D	A	TO	BS	ST	PTS	Avg.
1973-74																				
UK	26	845	1699	49.7				348	481	72.3	991	38.1	521	17	324	471			2038	78.4
Opponents	26	835	1743	47.9				317	455	69.7	990	38.1	523	20	306	332			1987	76.4
1974-75																				
UK	31	1197	2412	49.6				464	664	69.9	1442	46.5	767	27	479	552			2858	92.2
Opponents	31	925	2096	44.1				584	828	70.5	1274	41.1	633	20	367	678			2434	78.5
1975-76																				
UK	30	981	2027	48.4				453	637	71.1	1250	41.7	632	25	394	539			2415	80.5
Opponents	30	938	1998	46.9				469	667	70.3	1098	36.6	625	27	353	511			2345	78.2
1976-77																				
UK	30	1009	2015	50.1				491	697	70.5	1249	41.6	648	15	513	480			2509	83.6
Opponents	30	818	1828	44.9				434	608	71.4	1036	34.5	682	38	432	595			2070	69.1
1977-78																				
UK	32	1040	1922	54.1				613	808	75.9	1171	36.6	733	18	554	544			2693	84.2
Opponents	32	878	1889	46.5				478	718	66.6	1000	31.3	756	50	512	568			2234	69.8
1978-79																				
UK	31	890	1799	49.5				666	858	77.6	1034	33.4	715	30	392	464	59	208	2446	78.9
Opponents	31	886	1788	49.6				508	719	70.7	995	32.1	838	53	435	532	90	191	2280	73.6
1979-80																				
UK	35	1038	2022	51.3				609	802	75.9	1265	36.1	755	32	538	564	125	216	2685	76.7
Opponents	35	880	1971	44.7				563	794	70.9	1052	30.1	753	33	440	551	77	242	2323	66.4
1980-81																				
UK	28	781	1602	48.8				478	664	72.0	995	35.5	616	22	402	356	122	143	2040	72.9
Opponents	28	651	1494	43.6				458	640	71.6	899	32.1	616	20	333	236	48	154	1760	62.9
1981-82																				
UK	30	827	1618	51.1				545	727	75.0	940	31.3	571	15	460	403	86	171	2199	73.3
Opponents	30	786	1681	46.8				421	604	69.7	926	30.9	639	36	439	272	86	176	1993	66.4
1982-83																				
UK	31	869	1564	55.6				448	625	71.7	959	30.9	544	10	499	461	124	168	2186	70.5
Opponents	31	776	1788	43.4				385	560	68.8	950	30.6	616	28	415	405	63	277	1937	62.5
1983-84																				
UK	34	900	1749	51.5				518	721	71.8	1157	34.0	618	13	562	495	158	176	2318	68.2
Opponents	34	796	1894	42.0				383	576	66.5	1024	30.1	696	32	438	481	61	199	1975	58.1
1984-85																				
UK	31	773	1693	45.7				491	680	72.2	1035	33.4	600	23	441	384	78	174	2037	65.7
Opponents	31	785	1661	47.3				406	579	70.1	984	31.7	638	19	474	392	60	179	1976	63.7
1985-86																				
UK	36	1030	2003	51.4				606	841	72.1	1191	33.1	642	12	612	442	97	280	2666	74.1
Opponents	36	886	1914	46.3				432	602	71.8	1031	28.6	759	28	442	548	86	192	2210	61.4
1986-87																				
UK	29	747	1597	46.8	152	409	37.2	319	509	62.7	903	31.1	531	16	387	398	77	206	1965	67.8
Opponents	29	737	1550	47.5	83	228	36.4	387	545	71.0	963	33.2	532	23	381	458	72	183	1944	67.0
1987-88																				
UK	33	963	1971	48.9	98	269	36.4	604	797	75.8	1163	35.2	529	11	502	420	104	246	2628	79.6
Opponents	33	883	1947	45.4	138	389	35.5	365	508	71.9	1049	31.8	673	23	454	530	68	198	2269	68.8
1988-89																				
UK	32	856	1791	47.8	108	302	35.8	400	575	59.6	1056	33.0	596	22	499	494	110	228	2220	69.4
Opponents	32	849	1833	46.3	167	478	34.9	451	645	69.9	1079	33.7	569	15	480	454	69	264	2316	72.4
1989-90																				
UK	28	868	1978	43.9	281	810	34.7	470	644	73.0	996	35.6	664	25	489	403	104	309	2487	88.8
Opponents	28	868	1763	49.2	167	436	38.3	558	782	71.4	1211	43.3	556	11	494	593	96	206	2461	87.9
1990-91																				
UK	28	834	1888	44.2	242	715	33.8	495	685	72.3	1049	37.5	651	18	482	437	120	291	2405	85.9
Opponents	28	760	1659	45.8	99	304	32.6	567	805	70.4	1126	40.2	580	11	349	583	108	214	2186	78.1
1991-92																				
UK	36	1062	2222	47.8	317	888	35.7	645	892	72.3	1226	34.1	837	30	661	542	121	368	3086	85.7
Opponents	36	920	2013	45.7	125	415	30.1	715	1019	70.2	1289	35.8	769	28	427	708	148	279	2680	74.4
1992-93																				
UK	34	1048	2184	48.0	340	862	39.4	539	784	68.8	1364	40.1	776	20	665	541	160	323	2975	87.5
Opponents	34	807	1917	42.1	139	420	33.1	621	940	66.1	1161	34.1	679	16	398	620	116	268	2374	69.8
1993-94																				
UK	34	1027	2195	46.8	301	857	35.1	597	875	68.2	1303	38.3	762	30	648	533	195	394	2952	86.8
Opponents	34	862	2041	42.2	189	566	33.4	624	917	68.0	1326	39.0	721	18	461	695	111	250	2537	74.6
1994-95																				
UK	33	1016	2211	46.0	276	736	37.5	576	801	71.9	1338	40.5	734	12	647	489	176	347	2884	87.4
Opponents	33	764	1889	40.4	165	517	31.9	585	856	68.3	1220	37.0	667	21	418	690	137	220	2278	69.0
1995-96																				
UK	36	1198	2461	48.7	266	670	39.7	630	883	71.3	1501	41.7	729	10	783	554	176	435	3292	91.4
Opponents	36	885	2135	41.5	191	569	33.6	536	799	67.1	1289	35.8	748	30	487	799	141	256	2497	69.4
1996-97																				
UK	40	1238	2631	47.1	287	777	36.9	562	824	68.2	1575	39.4	802	26	776	589	203	480	3325	83.1
Opponents	40	854	2147	39.8	185	589	31.4	619	922	67.1	1367	34.2	731	19	484	907	99	256	2512	62.8
1997-98																				
UK	39	1161	2409	48.2	250	681	36.7	551	816	67.5	1640	42.1	722	7	691	583	240	341	3123	80.1
Opponents	39	892	2324	38.4	281	812	34.6	547	804	68.0	1321	33.9	721	21	485	636	109	271	2612	67.0
1998-99																				
UK	37	1034	2163	47.8	226	676	33.4	496	776	63.9	1470	39.7	629	6	605	547	199	286	2790	75.4
Opponents	37	823	2162	38.1	252	764	33.0	422	640	65.9	1245	33.6	703	17	420	595	103	254	2320	62.7
1999-00																				
UK	33	793	1873	42.3	188	643	29.2	506	735	68.8	1300	39.4	537	10	427	502	185	201	2280	69.1
Opponents	33	757	1941	39.0	224	688	32.6	336	520	64.6	1135	34.4	647	21	352	482	66	227	2074	62.8



1 - DAN ISSEL - 2,138 POINTS

Year	G	FGM	FGA	Pct.	FTM	FTA	Pct.	TP	Avg.
1967-68	27	171	390	43.8	102	154	66.2	444	16.4
1968-69	28	285	534	53.4	176	232	75.9	746	26.6
1969-70	28	369	667	55.3	210	275	76.4	948	33.9
Totals	83	825	1591	51.9	488	661	73.8	2138	25.8



2 - KENNY WALKER - 2,080 POINTS

Year	G	FGM	FGA	Pct.	FTM	FTA	Pct.	TP	Avg.
1982-83	31	88	144	61.1	51	77	66.2	227	7.3
1983-84	34	171	308	55.5	80	109	73.4	422	12.4
1984-85	31	246	440	55.9	218	284	76.8	710	22.9
1985-86	36	260	447	58.2	201	263	76.4	721	20.0
Totals	132	765	1339	57.1	550	733	75.0	2080	15.8



3 - JACK GIVENS - 2,038 POINTS

Year	G	FGM	FGA	Pct.	FTM	FTA	Pct.	TP	Avg.
1974-75	31	126	255	49.4	40	54	74.1	292	9.4
1975-76	30	243	494	49.2	116	140	82.9	602	20.1
1976-77	30	236	459	51.4	94	113	83.2	566	18.9
1977-78	32	238	430	55.4	102	134	76.2	578	18.1
Totals	123	843	1638	51.5	352	441	79.8	2038	16.6



4 - TONY DELK - 1,890 POINTS

Year	G	FGM	FGA	Pct.	3FG	3FGA	Pct.	FTM	FTA	Pct.	TP	Avg.
1992-93	30	47	104	45.2	18	51	35.3	24	33	72.7	136	4.6
1993-94	34	200	440	45.5	95	254	37.4	69	108	63.9	564	16.6
1994-95	33	207	433	47.8	77	197	39.1	60	89	67.4	551	16.7
1995-96	36	229	464	49.4	93	210	44.3	88	110	80.0	639	17.8
Totals	133	683	1441	47.4	283	712	39.7	241	340	70.9	1890	14.2



5 - JAMAL MASHBURN - 1,843 POINTS

Year	G	FGM	FGA	Pct.	3FG	3FGA	Pct.	FTM	FTA	Pct.	TP	Avg.
1990-91	28	137	289	47.4	24	82	29.3	64	88	72.7	362	12.9
1991-92	36	279	492	56.7	58	132	43.9	151	213	70.9	767	21.3
1992-93	34	259	526	49.2	66	180	36.7	130	194	67.0	714	21.0
Totals	98	675	1307	51.6	148	394	37.6	345	495	69.7	1843	18.8



6 - KEVIN GREVEY - 1,801 POINTS

Year	G	FGM	FGA	Pct.	FTM	FTA	Pct.	TP	Avg.
1972-73	28	236	441	53.5	52	76	68.4	524	18.7
1973-74	25	232	457	50.8	83	100	83.0	547	21.9
1974-75	31	303	592	51.2	124	157	79.0	730	23.6
Totals	84	771	1490	51.7	259	333	77.8	1801	21.4

1,770 POINTS - COTTON NASH - 7



Year	G	FGM	FGA	Pct.	FTM	FTA	Pct.	TP	Avg.
1961-62	26	221	489	45.2	166	218	76.1	608	23.4
1962-63	25	176	471	37.3	162	236	68.6	514	20.6
1963-64	27	248	588	42.1	152	198	76.7	648	24.0
Totals	78	645	1548	41.7	480	652	73.6	1770	22.7

1,744 POINTS - ALEX GROZA - 8



Year	G	FGM	FGA	Pct.	FTM	FTA	Pct.	TP	Avg.
1944-45	10	62			41	57	71.9	165	16.5
1946-47	37	146	372	38.2	101	160	63.1	393	10.6
1947-48	39	200	530	37.7	88	140	62.9	488	12.5
1948-49	34	259	612	42.3	180	248	72.6	698	20.5
Totals	120	667			410	605	67.8	1744	14.5

1,637 POINTS - ED DAVENDER - 9



Year	G	FGM	FGA	Pct.	3FG	3FGA	Pct.	FTM	FTA	Pct.	TP	Avg.
1984-85	31	93	226	41.2	–	–	–	78	106	73.6	264	8.5
1985-86	36	155	354	43.8	–	–	–	104	131	79.4	414	11.5
1986-87	29	160	357	44.8	15	59	25.4	107	145	73.8	442	15.2
1987-88	33	173	371	46.6	22	72	30.6	149	171	87.1	517	19.0
Totals	129	581	1308	44.4	37	131	26.0	438	553	79.2	1637	12.7

1,575 POINTS - LOUIE DAMPIER - 10



Year	G	FGM	FGA	Pct.	FTM	FTA	Pct.	TP	Avg.
1964-65	25	171	334	51.2	84	100	84.0	426	17.0
1965-66	29	249	482	51.6	114	137	83.2	612	21.1
1966-67	26	219	443	49.4	99	119	83.1	537	20.6
Totals	80	639	1259	50.8	297	356	83.4	1575	19.7

1,535 POINTS - MIKE CASEY - 11



Year	G	FGM	FGA	Pct.	FTM	FTA	Pct.	TP	Avg.
1967-68	27	231	474	48.9	79	96	82.3	541	20.0
1968-69	28	228	494	46.2	78	103	75.7	534	19.1
1970-71	27	188	373	50.4	84	108	77.8	460	17.0
Totals	82	647	1341	48.2	241	307	78.5	1535	18.7

1,517 POINTS - RALPH BEARD - 12



Year	G	FGM	FGA	Pct.	FTM	FTA	Pct.	TP	Avg.
1945-46	30	111			57	110	51.8	279	9.3
1946-47	37	157	469	33.5	78	115	76.8	392	10.6
1947-48	38	194	536	36.2	88	149	59.1	476	12.5
1948-49	34	144	481	29.9	82	115	71.3	370	10.9
Totals	139	606			305	289	62.4	1517	10.9



13 - MELVIN TURPIN - 1,509 POINTS

Year	G	FGM	FGA	Pct.	FTM	FTA	Pct.	TP	Avg.
1980-81	28	50	95	52.6	31	44	70.5	131	4.7
1981-82	30	160	275	58.2	72	106	67.9	392	13.1
1982-83	31	192	311	61.7	84	125	67.2	468	15.1
1983-84	34	224	378	59.3	70	94	74.5	518	15.2
Totals	123	626	1059	59.1	257	369	69.6	1509	12.3



14 - CLIFF HAGAN - 1,475 POINTS

Year	G	FGM	FGA	Pct.	FTM	FTA	Pct.	TP	Avg.
1950-51	20	69	188	36.7	45	61	73.8	183	9.2
1951-52	32	264	633	41.7	164	235	69.8	692	21.6
1953-54	25	234	514	45.5	132	191	69.1	600	24.0
Totals	77	567	1335	42.5	341	487	70.0	1475	19.2



15 - PAT RILEY - 1,464 POINTS

Year	G	FGM	FGA	Pct.	FTM	FTA	Pct.	TP	Avg.
1964-65	25	160	370	43.2	55	89	61.8	375	15.0
1965-66	29	265	514	51.5	107	153	69.9	637	21.9
1966-67	26	165	373	44.2	122	156	78.2	452	17.4
Totals	80	590	1257	46.9	284	398	71.4	1464	18.3



16 - JOHNNY COX - 1,461 POINTS

Year	G	FGM	FGA	Pct.	FTM	FTA	Pct.	TP	Avg.
1956-57	28	203	490	41.4	138	180	76.7	544	19.4
1957-58	29	173	471	36.7	86	115	74.8	432	14.9
1958-59	27	188	464	40.5	109	146	74.6	485	17.9
Totals	84	564	1425	40.0	333	441	75.5	1461	17.4



17 - KYLE MACY - 1,411 POINTS

Year	G	FGM	FGA	Pct.	FTM	FTA	Pct.	TP	Avg.
1977-78	32	143	267	53.6	115	129	89.2	401	12.5
1978-79	31	179	355	50.4	112	129	86.8	470	15.2
1979-80	35	218	415	52.5	104	114	91.2	540	15.4
Totals	98	540	1037	52.1	331	372	89.0	1411	14.4



18 - WINSTON BENNETT - 1,399 POINTS

Year	G	FGM	FGA	Pct.	3FG	3FGA	Pct.	FTM	FTA	Pct.	TP	Avg.
1983-84	34	67	156	42.9	–	–	–	88	126	69.8	222	6.5
1984-85	30	82	191	42.9	–	–	–	52	77	67.5	216	7.2
1985-86	36	171	338	50.6	–	–	–	115	158	72.8	457	12.7
1987-88	33	195	380	51.3	1	2	50.0	113	155	72.9	504	15.3
Totals	133	515	1065	48.4	1	2	50.0	368	516	71.3	1399	10.5

1,395 POINTS - RICK ROBEY - 19



Year	G	FGM	FGA	Pct.	FTM	FTA	Pct.	TP	Avg.
1974-75	31	135	248	54.4	51	63	81.0	321	10.4
1975-76	12	73	130	56.2	41	56	73.2	187	15.6
1976-77	30	158	276	57.3	111	161	68.9	427	14.2
1977-78	32	167	263	63.5	126	175	72.0	460	14.4
Totals	105	533	917	58.1	329	455	72.3	1395	13.3

1,367 POINTS - MIKE PHILLIPS - 20



Year	G	FGM	FGA	Pct.	FTM	FTA	Pct.	TP	Avg.
1974-75	31	108	212	50.9	26	47	55.3	242	7.8
1975-76	30	199	367	54.2	69	117	59.0	467	15.6
1976-77	28	144	261	55.2	54	88	61.4	342	12.2
1977-78	31	125	210	59.5	66	87	75.9	316	10.2
Totals	120	576	1050	54.9	215	339	63.4	1367	11.4

1,359 POINTS - MIKE PRATT - 21



Year	G	FGM	FGA	Pct.	FTM	FTA	Pct.	TP	Avg.
1967-68	27	152	334	45.5	76	111	68.5	380	14.1
1968-69	26	173	321	53.9	93	132	70.5	439	16.9
1969-70	28	219	470	46.6	102	145	70.3	540	10.3
Totals	81	544	1125	48.4	271	388	69.8	1359	16.8

1,344 POINTS - FRANK RAMSEY - 22



Year	G	FGM	FGA	Pct.	FTM	FTA	Pct.	TP	Avg.
1950-51	34	135	413	32.7	75	123	60.9	345	10.1
1951-52	32	185	470	39.3	139	214	64.9	509	15.9
1953-54	25	179	430	41.6	132	181	72.9	490	19.6
Totals	91	499	1313	38.0	346	518	66.8	1344	14.8

1,320 POINTS - JIM ANDREWS - 23



Year	G	FGM	FGA	Pct.	FTM	FTA	Pct.	TP	Avg.
1970-71	24	64	122	52.5	28	45	62.2	156	6.5
1971-72	28	236	409	57.7	130	186	69.9	602	21.5
1972-73	28	243	434	56.0	76	110	69.1	562	20.1
Totals	80	543	965	56.3	234	341	68.6	1320	16.5

1,285 POINTS - SAM BOWIE - 24



Year	G	FGM	FGA	Pct.	FTM	FTA	Pct.	TP	Avg.
1979-80	34	165	311	53.1	110	144	76.4	440	12.9
1980-81	28	185	356	52.0	118	164	72.0	488	17.4
1983-84	34	133	258	51.6	91	126	72.2	357	10.5
Totals	96	483	925	52.2	319	434	73.5	1285	13.4



25 - JIM MASTER - 1,283 POINTS

Year	G	FGM	FGA	Pct.	FTM	FTA	Pct.	TP	Avg.
1980-81	27	64	142	45.1	48	56	85.7	176	6.5
1981-82	30	153	315	48.1	95	106	89.6	401	13.4
1982-83	31	166	313	53.0	56	69	81.2	388	12.5
1983-84	33	129	284	45.4	60	74	81.1	318	9.6
Totals	121	512	1054	48.6	259	305	84.9	1283	10.6



26 - JOHN PELPHREY - 1,257 POINTS

Year	G	FGM	FGA	Pct.	3FG	3FGA	Pct.	FTM	FTA	Pct.	TP	Avg.
1988-89	22	14	24	40.0	2	5	40.0	8	13	61.5	38	1.7
1989-90	28	112	259	43.2	44	120	36.7	97	129	75.2	365	13.0
1990-91	28	131	303	43.2	62	164	37.8	80	102	78.4	404	14.4
1991-92	36	145	296	49.0	52	144	36.1	108	139	77.7	450	12.5
Totals	114	402	882	45.6	160	433	37.0	293	383	76.5	1257	11.0



27 - SCOTT PADGETT - 1,252 POINTS

Year	G	FGM	FGA	Pct.	3FG	3FGA	Pct.	FTM	FTA	Pct.	TP	Avg.
1994-95	14	7	27	25.9	4	13	30.8	10	12	83.3	28	2.0
1995-97	32	100	244	41.0	47	138	34.1	61	80	76.3	308	9.6
1997-98	39	161	338	47.6	40	107	37.4	87	102	85.3	449	11.5
1998-99	37	156	335	46.6	61	160	38.1	94	138	68.1	467	12.6
Totals	122	424	944	44.9	152	418	36.4	252	332	75.9	1252	10.3



28 - TOM PARKER - 1,238 POINTS

Year	G	FGM	FGA	Pct.	FTM	FTA	Pct.	TP	Avg.
1969-70	25	117	232	50.4	26	35	74.3	260	10.4
1970-71	28	209	413	50.6	74	91	81.3	492	17.6
1971-72	27	203	429	47.3	80	101	79.2	486	18.0
Totals	80	529	1074	49.3	180	227	79.3	1238	15.5



29 - DERON FELDHAUS - 1,231 POINTS

Year	G	FGM	FGA	Pct.	3FG	3FGA	Pct.	FTM	FTA	Pct.	TP	Avg.
1988-89	32	48	100	48.0	2	6	33.3	20	31	64.5	118	3.7
1989-90	28	135	273	49.5	32	88	36.4	101	134	75.4	403	14.4
1990-91	28	106	203	52.2	29	74	39.2	60	88	69.3	301	10.8
1991-92	36	138	290	47.6	48	128	37.5	85	107	79.4	409	11.4
Totals	124	427	866	49.3	111	296	37.5	267	360	74.2	1231	9.6



30 - DERRICK HORD - 1,220 POINTS

Year	G	FGM	FGA	Pct.	FTM	FTA	Pct.	TP	Avg.
1979-80	35	78	166	47.0	49	64	76.6	205	5.9
1980-81	28	97	239	40.6	54	72	75.0	248	8.9
1981-82	30	194	394	49.2	102	131	77.9	490	16.3
1982-83	31	106	211	50.2	65	79	82.3	277	8.9
Totals	124	475	1010	47.0	270	346	78.0	1220	9.8

1,213 POINTS - BILL SPIVEY - 31



Year	G	FGM	FGA	Pct.	FTM	FTA	Pct.	TP	Avg.
1949-50	30	255	619	36.3	128	176	72.7	578	19.3
1950-51	33	252	632	39.9	131	211	62.0	635	19.2
Totals	63	477	1251	38.1	259	387	66.9	1213	19.3

1,209 POINTS - RODRICK RHODES - 32



Year	G	FGM	FGA	Pct.	3FG	3FGA	Pct.	FTM	FTA	Pct.	TP	Avg.
1992-93	33	101	224	45.1	27	70	38.6	70	101	69.3	299	9.1
1993-94	33	142	326	43.6	32	117	27.4	167	215	77.7	483	14.6
1994-95	33	130	333	39.0	39	110	35.5	128	164	78.0	427	12.9
Totals	99	373	883	42.2	98	297	32.9	365	480	76.0	1209	12.2

1,170 POINTS - WAYNE TURNER - 33



Year	G	FGM	FGA	Pct.	3FG	3FGA	Pct.	FTM	FTA	Pct.	TP	Avg.
1995-96	35	65	122	53.3	1	4	25.0	25	40	62.5	156	4.5
1996-97	40	112	240	46.7	4	15	26.7	36	68	52.9	264	6.6
1997-98	39	137	285	48.1	21	57	36.8	67	108	62.0	362	9.3
1998-99	37	141	285	49.5	12	43	27.9	94	137	68.6	388	10.5
Totals	151	455	932	48.8	38	119	31.9	222	353	62.9	1170	7.7

1,167 POINTS - REGGIE HANSON - 34



Year	G	FGM	FGA	Pct.	3FG	3FGA	Pct.	FTM	FTA	Pct.	TP	Avg.
1987-88	16	6	17	35.3	0	0	0.0	9	10	90.0	21	1.3
1988-89	29	114	222	51.4	0	0	0.0	57	76	75.0	285	9.8
1989-90	28	165	332	49.7	35	96	36.5	94	127	74.0	459	16.4
1990-91	28	142	274	51.8	15	47	31.9	103	145	71.0	402	14.4
Totals	101	427	845	50.5	50	143	34.9	263	357	73.7	1167	11.6

1,156 POINTS - DERRICK MILLER - 35



Year	G	FGM	FGA	Pct.	3FG	3FGA	Pct.	FTM	FTA	Pct.	TP	Avg.
1986-87	29	55	141	39.0	35	81	43.2	6	14	42.9	151	5.2
1987-88	16	8	38	21.1	3	24	12.5	2	3	66.7	21	1.3
1988-89	32	170	373	45.6	54	139	38.8	52	71	73.2	446	13.9
1989-90	28	198	502	39.4	99	289	34.3	43	57	75.4	538	19.2
Totals	105	431	1054	40.9	191	533	35.8	103	145	71.0	1156	11.0

1,153 POINTS - VERNON HATTON - 36



Year	G	FGM	FGA	Pct.	FTM	FTA	Pct.	TP	Avg.
1955-56	26	123	249	49.4	100	150	66.7	346	13.3
1956-57	21	112	255	43.9	87	119	73.1	311	14.8
1957-58	29	192	458	41.9	112	144	77.8	496	17.1
Totals	76	427	962	44.4	299	413	72.4	1153	15.2



37 - WALLACE JONES - 1,151 POINTS

Year	G	FGM	FGA	Pct.	FTM	FTA	Pct.	TP	Avg.
1945-46	30	105			80	126	63.5	290	9.7
1946-47	29	87	302	28.8	43	78	55.1	217	7.5
1947-48	36	133	427	31.3	69	103	67.0	335	9.3
1948-49	32	130	440	29.5	49	75	65.3	309	9.7
Totals	127	455			241	382	63.1	1151	9.1



38 - JEFF SHEPPARD - 1,091 POINTS

Year	G	FGM	FGA	Pct.	3FG	3FGA	Pct.	FTM	FTA	Pct.	TP	Avg.
1993-94	29	40	72	55.6	7	19	36.8	20	31	64.5	107	3.7
1994-95	33	99	225	44.0	28	78	35.9	49	65	75.4	275	8.3
1995-96	34	65	125	52.0	22	44	50.0	36	58	62.1	188	5.5
1997-98	38	186	419	44.4	71	189	37.6	78	111	70.3	521	13.7
Totals	134	390	841	46.4	128	330	38.8	183	265	69.1	1091	8.1



39 - BILLY RAY LICKERT - 1,076 POINTS

Year	G	FGM	FGA	Pct.	FTM	FTA	Pct.	TP	Avg.
1958-59	25	126	291	43.2	86	117	73.5	338	12.5
1959-60	20	110	274	40.1	68	95	71.6	288	14.4
1960-61	28	166	395	42.0	118	152	77.6	450	16.0
Totals	73	402	960	41.9	272	364	74.7	1076	14.7



40 - REX CHAPMAN - 1,073 POINTS

Year	G	FGM	FGA	Pct.	3FG	3FGA	Pct.	FTM	FTA	Pct.	TP	Avg.
1986-87	29	173	390	44.4	68	176	38.6	50	68	73.5	464	16.0
1987-88	32	231	461	50.1	66	159	41.5	81	102	79.4	609	19.0
Totals	61	404	851	47.5	134	335	40.0	131	170	77.1	1073	17.6



41 - DIRK MINNIEFIELD - 1,069 POINTS

Year	G	FGM	FGA	Pct.	FTM	FTA	Pct.	TP	Avg.
1979-80	34	68	142	47.9	35	49	71.4	171	5.0
1980-81	28	118	213	55.4	55	63	87.3	291	10.4
1981-82	30	128	251	51.0	84	111	75.7	340	11.3
1982-83	31	108	199	54.3	51	68	75.0	267	8.6
Totals	123	422	805	52.4	225	291	77.3	1069	8.7



42 - JAMAAL MAGLOIRE - 1,064 POINTS

Year	G	FGM	FGA	Pct.	FTM	FTA	Pct.	TP	Avg.
1996-97	40	75	153	49.0	45	82	54.9	195	4.9
1997-98	38	77	158	48.7	43	64	67.2	197	5.2
1998-99	34	94	177	53.1	49	85	57.6	237	7.0
1999-00	33	148	296	50.0	139	203	68.5	435	13.2
Totals	145	394	784	50.3	276	434	63.6	1064	7.3

1,041 POINTS - JIM LINE - 43



Year	G	FGM	FGA	Pct.	FTM	FTA	Pct.	TP	Avg.
1946-47	35	86	209	41.1	27	40	67.5	199	5.7
1947-48	38	107	296	36.1	51	62	82.2	265	7.0
1948-49	32	70	195	35.8	43	51	84.3	183	5.7
1949-50	30	155	369	42.0	84	122	69.6	394	13.1
Totals	135	418	1069	39.1	205	275	74.5	1041	7.7

1,023 POINTS - BOB BURROW - 44



Year	G	FGM	FGA	Pct.	FTM	FTA	Pct.	TP	Avg.
1954-55	26	198	473	41.9	99	159	62.3	495	19.0
1955-56	25	207	463	44.7	114	171	66.7	528	21.1
Totals	51	405	936	43.3	213	330	64.5	1023	20.1

1,013 POINTS - RON MERCER - 45



Year	G	FGM	FGA	Pct.	3FG	3FGA	Pct.	FTM	FTA	Pct.	TP	Avg.
1995-96	36	107	234	45.7	23	68	33.8	51	65	78.5	288	8.0
1996-97	40	297	603	49.3	49	141	34.8	82	105	78.1	725	18.1
Totals	76	404	837	48.3	72	209	34.4	133	170	78.2	1013	13.3

1,009 POINTS- JIMMY DAN CONNER - 46



Year	G	FGM	FGA	Pct.	FTM	FTA	Pct.	TP	Avg.
1972-73	28	136	286	47.6	41	66	62.1	313	11.2
1973-74	26	128	246	52.0	56	83	67.5	312	12.0
1974-75	31	171	338	50.6	42	69	60.9	384	12.4
Totals	85	435	870	50.0	139	218	63.8	1009	11.9

1,001 POINTS - BOBBY WATSON - 47



Year	G	FGM	FGA	Pct.	FTM	FTA	Pct.	TP	Avg.
1949-50	30	84	269	31.2	59	90	65.5	227	7.6
1950-51	34	151	460	32.8	51	68	75.0	353	10.4
1951-52	32	184	517	35.6	53	80	66.2	421	13.1
Totals	96	419	1246	33.6	163	238	68.5	1001	10.4

QUICKEST 1,000 POINTS (BY GAMES PLAYED)

	NAME	YEARS PLAYED	GAMES TO 1,000	DATE	OPPONENT	TOTAL POINTS	TOTAL GAMES
1.	Cotton Nash	1962-64	45	2-2-63	vs. Florida	1770	78
2.	Dan Issel	1968-70	49	2-22-69	vs. LSU	2138	83
3.	Bob Burrow	1955-56	51	3-17-56	vs. Iowa	1023	51
4.	Mike Casey	1968-69, 71	51	3-1-69	vs. Vanderbilt	1535	82
5.	Kevin Grevey	1973-75	51	2-25-74	vs. Florida	1801	98
6.	Bill Spivey	1950-51	52	2-17-51	vs. Tennessee	1213	63
7.	Louie Dampier	1965-67	53	3-18-66	vs. Duke	1575	80
8.	Pat Riley	1965-67	54	3-19-66	vs. Texas Western	1464	80
9.	Cliff Hagan	1951-52, 54	57	12-21-53	vs. Duke	1475	77
10.	Jamal Mashburn	1991-93	59	3-14-92	vs. LSU	1843	98

1903 — WON 1, LOST 2.

Coach: Unnamed
Starters: (J. White Guyn & R.H. Arnett, G; Joe Coons, C; H.J. Wurtele & Lee Andrews, F)

Feb. 6	**Georgetown**	H	6	15
Feb. 18	Lex. YMCA	H	11	10
Feb. 20	**Kentucky U.**	H	2	42
			19	67

1904 — WON 1, LOST 4.

Coach: Leander E. Andrus, Mgr.
Captain: St. John (Guyn, Arnett, St. John, Wurtele, Coons)

Feb. 4	**Georgetown**	A	11	26
Feb. 11	**Kentucky U.**	A	5	12
Feb. 13	**Georgetown**	H	10	22
Feb. 26	**Kentucky U.**	A	12	14
Mar. 4	Cincinnati	H	25	21
			63	95

*Kentucky University (Transylvania and Georgetown game at UK was called off because of failure to agree on a referee. State College (University of Kentucky) team was present and agreed to play. The offer was accepted and KU won 12-5.

1905—WON 1, LOST 4.

Coach:
Captain: J.M.Coons

Jan. 13	**Georgetown**	H	9	14
Jan. 21	**Cincinnati YMCA**	H	22	43
Jan. 27	Kentucky U.	H	30	29
Feb. 4	**Kentucky U.**	H	1	22
Feb. 22	**Kentucky U.**	H	23	33
			85	141

1906—WON 5, LOST 9.

Coach: W.B. Wendt (Mgr.)
Captain: D.P. Branson (Baer, Donan, Barbee, Wilson, Herman)

Jan. 11	Lexington YMCA[1]	H		
Jan. 12	**Miami (Ohio)**	H	10	15
Jan. 19	Central U.	H	15	14
Jan. 20	**Georgetown**	A	9	34
Jan. 26	Central U.	A	17	15
Jan. 27	**Cincinnati**	H	16	29
Feb. 3	**Christ Church, Cin.**	H	24	38
Feb. 9	**Georgetown**	H	22	28
Feb. 12	**New Albany YMCA**	A	12	29
Feb. 13	Vernon College	A	34	14
Feb. 14	Moores Hill	A	32	11
Feb. 15	**Christ Church, Cin.**	A	17	54
Feb. 16	**Cincinnati YMCA**	A	9	38
Feb. 17	**Miami (Ohio)**	A	19	29
			236	348

[1]W.B. Wendt on Jan. 9, 1969 verified that State College opened the 1906 season against Kentucky U. in the YMCA. Athletic committees of the two schools had cancelled all games after a fight at a football game in November 1905. Wendt and the Kentucky U. manager agreed to play at the YMCA and list the State College foe as YMCA instead of Kentucky U. State College won but Mr. Wendt didn't remember the score, which he hadn't listed.

1907—WON 3, LOST 6.

Coach: A.M. Kirby (Mgr.)
Captain: J.M. Wilson (Shanklin, Baer, Bryant, Barbee)

Jan. 16	**Lexington YMCA**	H	17	25
Jan. 19	Georgetown	H	16	15
Jan. 25	Central U.	H	22	9
Feb. 12	**Central U.**	A	23	*25
Feb. 15	Kentucky U.	H	16	14
Feb. 21	**Georgetown**	A	8	19
Mar. 1	**Lexington YMCA**	A	22	41
Mar. 7	**Kentucky U.**	A	5	19
Mar. 9	**Central U.**	H	13	15
			142	182

1907-08—WON 5, LOST 6.

Coach: J.S. Chambers (Mgr.)
Captain: Richard Barbee

Jan. 10	**Lexington YMCA**	A	19	29
Jan. 21	Kentucky U.	H	20	15
Jan. 25	**Central U.**	A	21	32
Feb. 4	Kentucky U.	A	20	15
Feb. 8	Louisville Coliseum	H	29	28
Feb. 10	**Georgetown**	A	22	30
Feb. 13	Central U.	H	31	20
Feb. 15	**Lexington YMCA**	H	19	23
Feb. 22	**Louisville Coliseum**	A	18	30
Mar. 3	Georgetown	H	18	13
Mar. 7	**Central U.**	A	10	29
			227	264

1908-09—WON 5, LOST 4.

Mgr: J.S. Chambers
Captain: W.C. Fox

Jan. 9	Lexington High	H	28	9
Jan. 18	**Advent Mem. Club**	A	27	41
Jan. 19	**Cincinnati**	A	25	41
Jan. 27	Central U.	H	24	23
Feb. 6	**Central U.**	A	20	35
Feb. 8	Georgetown	H	43	32
Feb. 15	Georgetown	A	48	19
Feb. 18	Cincinnati	H	28	23
Feb. 26	**Central U.**	H	20	26
			263	249

1909-10—WON 4, LOST 8

Coach: R.E. Spahr and E.R. Sweetland
Captain: Bill Rodes

Jan. 8	Ky. Wesleyan	A	14	*12
Jan. 22	Georgetown	H	31	11
Jan. 24	**DePauw**	H	11	24
Jan. 28	**Central**	A	17	87
Feb. 4	**Georgetown**	A	16	34
Feb. 7	**Cincinnati**	A	17	47
Feb. 9	**DePauw**	A	16	28
Feb. 10	**Rose Poly Technic**	A	11	52
Feb. 16	Tennessee	H	26	5
Mar. 5	**Central U.**	H	13	31
Mar. 8	Georgetown	H	24	23
Mar. 11	**Central**	A	9	51
			205	405

1910-11—WON 5, LOST 6.

Coach: H.J. Iddings
Captain: J.H. Gaiser

Jan. 13	**Lexington High**	H	29	36
Jan. 20	**Transylvania**	H	18	23
Jan. 27	**Ky. Wesleyan**	A	19	25
Feb. 4	Bethany	H	24	11
Feb. 9	**Ohio Wesleyan**	A	19	37
Feb. 10	**Otterbein**	A	27	41
Feb. 11	**Christ Church, Cin.**	A	21	32
Feb. 17	Georgetown	A	47	22
Feb. 23	Butler	H	21	16
Feb. 27	Transylvania	A	22	19
Mar. 3	Transylvania	H	30	24
			277	286

1911-12—WON 9, LOST 0.

Southern Champions
Coach: E.R. Sweetland
Captain: W.C. Harrison

Jan. 5	Georgetown	H	38	9
Jan. 12	Central U.	A	32	13
Jan. 19	Miami (Ohio)	H	31	14
Jan. 27	Lexington YMCA	H	32	20
Feb. 1	Central U.	H	52	10
Feb. 7	Tennessee	H	27	15
Feb. 22	Vanderbilt	H	28	17
Feb. 23	Vanderbilt	H	22	18
Mar. 1	Georgetown	A	19	18
			281	134

—Leading Scorers—

Binkley Barnett (Jr. F)	7.1
D.W. Hart (Jr. F)	5.4
W.C. Harrison (Sr. C)	4.0
Jake Gaiser (Sr. G)	3.9
R.C. Preston (So. G)	2.7
H.L. Farmer (Jr. F)	2.2

1912-13—WON 5, LOST 3.

Coach: J.J. Tigert
Captain: B. Barnett

Jan. 24	**Lexington YMCA**	H	25	27
Feb. 8	Cincinnati	H	20	18
Feb. 13	Marietta	H	42	16
Feb. 15	Louisville	H	34	10
Feb. 19	**Vanderbilt**	H	17	24
Feb. 20	Vanderbilt	H	42	29
Feb. 27	Miami (Ohio)	H	24	16
Mar. 1	**Christ Church, Cin.**	H	19	30
			223	170

—Leading Scorers—

R.C. Preston (Jr. C)	9.1
Binkley Barnett (Sr. F)	8.4
Ralph Morgan (So. F)	4.0
H.L. Farmer (Sr. F)	3.9
William Tuttle (So. F)	1.0

1913-14 —WON 12, LOST 2.

Coach: Alpha Brumage
Captain: William Tuttle

Jan. 10	Ashland YMCA	H	28	15
Jan. 17	Louisville YMCA	H	30	21
Jan. 20	Ashland YMCA	A	30	19
Jan. 21	Marshall	A	46	6
Jan. 22	**Virginia U**	A	23	39
Jan. 24	**Va. Military Inst.**	A	18	32
Jan. 31	Louisville YMHA	H	59	12
Feb. 7	Louisville	H	22	17
Feb. 11	Tennessee	H	21	14
Feb. 12	Tennessee	H	20	18
Feb. 21	Cincinnati	H	20	18
Feb. 23	Chattanooga	H	40	7
Feb. 28	Marietta	H	19	17
Mar. 3	Louisville	A	26	13
			402	248

—Leading Scorers—

R.C. Preston (Sr. F)	6.1
*Tom Zerfoss (Sr. F)	6.0
Karl Zerfoss (So. G)	4.7
William Tuttle (Jr. F)	3.9
Herschel Scott (Jr. G)	3.2

* Only played in first six games.

1914-15—WON 7, LOST 5.

Coach: Alpha Brumage
Captain: Ralph Morgan

Jan. 16	Maryville	H	37	17
Jan. 23	Louisville	H	18	14
Jan. 30	St. Andrews	H	32	15
Feb. 4	Maryville	A	23	22
Feb. 5	**Tennessee**	A	21	36
Feb. 6	**Tennessee**	A	22	27
Feb. 12	**Vanderbilt**	H	34	39
Feb. 13	Vanderbilt	H	36	24
Feb. 17	Tennessee	H	22	13
Feb. 18	Tennessee	H	20	18
Feb. 26	**St. Andrews**	A	25	50
Feb. 27	**Louisville**	A	15	26
			305	301

—Leading Scorers—

Ralph Morgan (Sr. F)	8.3
Jim Server (Jr. C)	5.3
William Tuttle (Sr. F)	3.8
Karl Zerfoss (Jr. F)	3.7
Herschel Scott (Sr. G)	2.9

1915-16—WON 8, LOST 6.

Coach: James Park
Captain: K.P. Zerfoss

Jan. 14	Cincinnati	A	39	24
Jan. 18	Georgetown	A	29	22
Jan. 31	Georgetown	H	30	22
Feb. 4	**Vanderbilt**	H	25	39
Feb. 5	**Vanderbilt**	H	20	23
Feb. 12	**Louisville**	H	22	28
Feb. 15	Centre	A	38	5
Feb. 19	Cincinnati	H	34	10
Feb. 22	Louisville	A	32	24
Feb. 23	**Tennessee**	H	17	28
Feb. 26	Maryville	H	36	25
Feb. 29	Centre	H	38	14
Mar. 3	**Marietta**	H	22	27
Mar. 4	**Marietta**	H	23	27
			405	318

—Leading Scorers—

Derrill Hart (Sr. F)	13.3
Jim Server (Sr. C)	5.7
Robert Ireland (Jr. F)	5.6
Karl Zerfoss (Sr. F)	3.3
George Gumbert (Sr. G)	2.4

1916-17—WON 4, LOST 6.

Coach: W.P. Tuttle
Captain: Robert Y. Ireland

Jan. 17	Centre	H	31	21
Jan. 27	**Georgetown**	A	19	22
Jan. 30	Rose Poly Technic	H	33	12
Feb. 9	**Tennessee**	H	20	23
Feb. 10	**Tennessee**	H	19	22
Feb. 16	**Centre**	A	24	28
Feb. 21	Georgetown	H	32	18
Mar. 1	Cumberland	A	48	20
Mar. 2	**Tennessee**	A	26	27
Mar. 3	**Tennessee**	A	10	30
			262	223

—Leading Scorers—

C.C. Shrader (Sr. F)	7.1
Robert Ireland (Sr. F)	5.4
"Dutch" Longworth (Sr. C-F)	4.4
Pat Campbell (Jr. F)	4.2
William Rodes (Sr. G)	1.3

1917-18—WON 9, LOST 2, TIE 1.

Coach: S.A. Boles
Captain: Patrick Campbell

Jan. 9	Ky. Wesleyan	H	23	13
Jan. 17	**Centre**	A	21	29
Jan. 24	Georgetown	H	22	18
Feb. 7	Tennessee	H	33	26
Feb. 8	Tennessee	H	40	12
Feb. 9	Ky. Wesleyan	A	21	21

(This unique tie game resulted from scorer's error which was not discovered until after the teams' departures. The contest was rescheduled, but never played for unknown reasons.)

Feb. 14	Georgetown	A	25	16
Feb. 21	Centre	H	22	***20
Feb. 28	Cumberland	A	42	21
Mar. 1	Tennessee	A	29	18
Mar. 2	Tennessee	A	32	20
	Postseason Game (For State Championship)			
Mar. 9	Centre	N-Lou.	12	24
			322	238

—Leading Scorers—

H.C. Thomas (Jr. C-F)	10.8
Arthur Bastin (Jr. G)	4.0
A.P. Shanklin (Sr. F)	3.5
Pat Campbell (Sr. F)	3.2
Goerge Zerfoss (Jr. F)	2.8

1918-19—WON 6, LOST 8.

Coach: Andrew Gill
Captain: J.A. Dishman

Jan. 13	Ky. Wesleyan	H	46	5
Jan. 18	**Georgetown**	H	30	32
Jan. 25	**Centre**	A	30	38
Jan. 31	**Cincinnati**	A	18	28
Feb. 6	Chattanooga	A	28	25
Feb. 7	**Tennessee**	A	22	40
Feb. 8	Cumberland	A	22	21
Feb. 14	**Vanderbilt**	H	26	36
Feb. 15	**Georgetown**	A	18	22
Feb. 21	Cincinnati	H	34	21
Feb. 22	Ky. Wesleyan	A	18	13
Feb. 24	**Centre**	H	10	21
Feb. 28	Tennessee	H	30	14
Mar. 8	**Miami (Ohio)**	H	14	38
			346	354

—Leading Scorers—

H.C. Thomas (Sr. F)	7.1
J.C. Everett (Jr. F)	6.6
Bob Lavin (Fr. G)	5.0
Tony Dishman (Sr. G)	3.3
Ed Parker (Sr. F)	3.3

1919-20—WON 5, LOST 7

Coach: George C. Buchheit
Captain: J.C. Everett

Jan. 17	**Cincinnati**	A	11	13
Jan. 22	Maryville	H	27	13
Jan. 31	Georgetown	H	25	14
Feb. 5	**Tennessee**	H	24	29
Feb. 7	**Tennessee**	H	26	27
Feb. 14	**Centre**	A	15	44
Feb. 17	Georgetown	A	28	16
Feb. 21	Ky. Wesleyan	H	43	13
Feb. 26	**Cumberland**	A	21	30
Feb. 27	**Tennessee**	A	25	28
Feb. 28	Tennessee	A	34	26
Mar. 6	**Centre**	A	18	*20
			297	273

—Leading Scorers—

Basil Hayden (So. F)	10.8
William Blakely (Sr. G)	7.0
J.C. Everett (Sr. C)	5.5
Bob Lavin (So. F)	4.1
Jim Wilhelm (Jr. F)	3.6

1920-21—WON 13, LOST 1.

Southern Intercollegiate Champions
Coach: George C. Buchheit
Captain: Basil Hayden

Jan. 12	Ky. Wesleyan	H	38	13
Jan. 15	Cumberland	H	37	21
Jan. 18	Georgetown	H	38	23
Jan. 21	Chattanooga	H	42	10
Jan. 26	Cincinnati	A	26	19
Jan. 29	Auburn	H	40	25
Feb. 8	**Centre**	A	27	29
Feb. 15	Georgetown	A	56	11
Feb. 18	Centre	H	20	13
Feb. 22	Vanderbilt	H	37	18
	SIAA Tournament (Atlanta, Ga.)			
Feb. 25	Tulane		50	28
Feb. 26	Mercer		49	25
Feb. 28	Mississippi A & M		28	13
Mar. 1	Georgia (finals)		20	19
			508	267

—Leading Scorers—

William King (Fr. F)	11.4
Basil Hayden (Jr. F)	9.6
Paul Adkins (Jr. C)	6.5
Bob Lavin (Jr. G)	2.5
Fred Fest (So. C)	1.3

1921-22—WON 10, LOST 6.

Coach: George C. Buchheit
Captain: R.E. Lavin

Jan. 14	**Georgetown**	H	17	26
Jan. 17	Louisville	A	38	14
Jan. 18	**Vanderbilt**	A	12	22
Jan. 21	Louisville	H	29	22
Jan. 26	Mississippi A & M	H	28	21
Jan. 27	Marshall	H	34	12

Feb. 4	Centre	A	28	21
Feb. 6	Georgetown	A	26	17
Feb. 8	Washington & Lee	A	21	20
Feb. 9	**Va. Military Inst.**	**A**	**32**	**37**
Feb. 11	**Georgetown U.**	**A**	**23**	**28**
Feb. 13	**Virginia**	**A**	**30**	***32**
Feb. 16	Clemson	H	38	14
Feb. 20	Centre	H	40	23
	SIAA Tournament (Atlanta, Ga.)			
Feb. 24	Georgetown		41	21
Feb. 25	**Mercer**		22	35
			459	365

—Leading Scorers—

Paul Adkins (Sr. C) 8.8
William King (So. F) 8.3
Bob Lavin (Sr. F) 5.2
Basil Hayden (Sr. F) 5.0
William Poynz (Jr. F) 2.9

1922-23—WON 3, LOST 10.

Coach: George C. Buchheit
Captain: Fred Fest

Jan. 13	Georgetown	A	24	13
Jan. 20	**Tennessee**	**A**	**26**	**30**
Jan. 22	Chattanooga	H	25	18
Jan. 25	**Alabama**	**H**	**35**	**45**
Jan. 27	**Centre**	**H**	**14**	**21**
Feb. 3	**Georgia**	**H**	**19**	**23**
Feb. 5	**Cincinnati**	**A**	**24**	**33**
Feb. 7	**Centenary**	**H**	**21**	**29**
Feb. 10	**Tennessee**	**H**	**23**	**28**
Feb. 14	**Centre**	**A**	**10**	**17**
Feb. 15	**Clemson**	**H**	**13**	**30**
Feb. 19	**Georgetown**	**H**	**21**	**48**
Feb. 23	Sewanee	H	30	14
			285	349

—Leading Scorers—

Carl Riefkin (Jr. F) 10.2
Fred Fest (Sr. C) 7.2
William Poynz (Sr. G) 3.3
Gilbert Smith (Sr. G) 1.5
W.G. Wilkinson (Sr. F) 1.2

1923-24—WON 13, LOST 3.

Coach: G.C. Buchheit
Captain: A.T. Rice

Jan. 1	Vanderbilt	H	33	13
Jan. 8	Mexico YMCA	H	25	14
Jan. 12	Georgetown	A	32	24
Jan. 14	**Mississippi A & M**	**H**	**16**	**17**
Jan. 15	Sewanee	H	50	15
Jan. 18	**Tennessee**	**A**	**13**	**20**
Jan. 19	Chattanooga	A	24	23
Feb. 4	West Virginia	H	24	21
Feb. 9	Centre	A	27	18
Feb. 11	Georgetown	H	39	35
Feb. 13	Clemson	H	38	13
Feb. 14	Virginia	H	29	16
Feb. 19	Virginia Tech	H	36	14
Feb. 21	Centre	H	38	24
Feb. 23	Georgia Tech	H	33	27
	SIAA Tournament (Atlanta, Ga.)			
Feb. 29	**North Carolina**		20	41
			477	335

—Leading Scorers—

Jim McFarland (So. F) 9.9
Will Milward (Jr. C) 5.3
Lowell Underwood (So. C) 4.9
Carl Riefkin (Sr. F) 4.3
Bill King (Sr. F) 2.9

ALUMNI GYM ERA (1924-50)

1924-25—WON 13, LOST 8.

Coach: C.O. Applegran
Captain: James McFarland

Dec. 13	Cincinnati	H	28	23
Dec. 18	**Indiana**	**H**	**18**	**20**
Dec. 20	**Michigan**	**H**	**11**	**21**
Jan. 3	**Cincinnati**	**A**	**20**	**24**
Jan. 5	**Illinois**	**A**	**26**	**36**
Jan. 6	**Wabash**	**A**	**10**	**57**
Jan. 9	Mississippi	H	26	23
Jan. 10	Georgetown	H	25	17
Jan. 17	Centre	A	33	26
Jan. 30	Washington & Lee	H	28	22
Feb. 2	West Virginia	H	29	19
Feb. 5	**Alabama**	**A**	**15**	**24**
Feb. 6	Georgia Tech	A	18	16
Feb. 7	**Georgia**	**A**	**24**	**28**
Feb. 9	Tennessee	A	35	22
Feb. 12	Tulane	H	29	22
Feb. 14	Georgetown	A	36	21
Feb. 18	Tennessee	H	26	21
Feb. 21	Centre	H	39	10
	Southern Conference Tournament (Atlanta, Ga.)			
Feb. 27	Mississippi A & M		31	26
Feb. 28	**Georgia**		31	32
			538	510

—Leading Scorers—

Jim McFarland (Jr. F) 7.1
Lowell Underwood (Jr. F) 6.3
Will Milward (Sr. C) 6.2
Foster Helm (So. F) 3.7
Charles Alberts (Jr. G) 2.5

1925-26—WON 15, LOST 3.

Coach: Ray Eklund
Captain: Burgess Carey

Dec. 19	**DePauw**	**H**	**29**	**38**
Jan. 5	**Indiana**	**A**	**23**	**34**
Jan. 9	Berea	H	37	23
Jan. 12	Georgetown	A	36	21
Jan. 16	Georgia Tech	H	25	24
Jan. 21	Centre	H	45	25
Jan. 30	Georgetown	H	25	20
Feb. 1	Alabama	H	27	16
Feb. 4	Centre	A	46	19
Feb. 5	Washington & Lee	H	44	34
Feb. 8	Auburn	H	35	26
Feb. 12	Tennessee	A	51	17
Feb. 15	Georgia	A	22	18
Feb. 18	Tennessee	H	27	21
Feb. 20	Vanderbilt	H	30	20
	Southern Conference Tournament (Atlanta, Ga.)			
Feb. 26	Va. Military Inst.		32	25
Feb. 27	Georgia		39	34
Mar. 1	**Mississippi A & M**		26	31
			599	446

—Leading Scorers—

Gayle Mohney (Jr. G) 11.1
Paul Jenkins (So. F) 7.3
Jim McFarland (Sr. F) 5.6
Lowell Underwood (Sr. C) 3.7
Henry Besuden (Sr. C) 2.1

1926-27—WON 3, LOST 13.

Coach: Basil Hayden
Captain: Paul Jenkins

Dec. 18	**Cincinnati**	**H**	**10**	**48**
Dec. 21	**Indiana**	**H**	**19**	**38**
Dec. 27	**Cincinnati**	**A**	**22**	**51**
Dec. 31	**Princeton**	**H**	**26**	**30**
Jan. 3	Florida	H	44	36
Jan. 10	**Ky. Wesleyan**	**A**	**24**	**31**
Jan. 15	**Vanderbilt**	**H**	**32**	**48**
Jan. 21	**Tennessee**	**A**	**14**	**19**
Jan. 22	**Georgia Tech**	**A**	**16**	**48**
Jan. 29	Centre	H	27	25
Feb. 1	**Georgetown**	**A**	**19**	**26**
Feb. 4	**Washington & Lee**	**H**	**34**	**36**
Feb. 7	**West Virginia**	**H**	**26**	**44**
Feb. 11	**Mississippi**	**H**	**17**	**37**
Feb. 12	Centre	A	22	16
Feb. 19	**Tennessee**	**H**	**21**	**30**
			373	563

—Leading Scorers—

Paul Jenkins (Jr. F) 6.1
Edwin Knadler (Sr. F) 4.4
Van Buren Ropke (Sr. F-C) 4.2
Frank Phipps (Jr. F) 3.4
Foster Helm (Sr. C) 2.5

1927-28—WON 12, LOST 6.

Coach: John Mauer
Captain: Paul Jenkins

Dec. 16	Clemson	H	33	17
Dec. 20	**Miami (Ohio)**	**H**	**31**	**36**
Jan. 4	Berea	H	37	16
Jan. 9	Centre	A	36	23
Jan. 14	Vanderbilt	H	43	23
Jan. 16	Virginia	A	31	28
Jan. 18	**Naval Academy**	**A**	**26**	**32**
Jan. 19	**Maryland**	**A**	**7**	**37**
Jan. 28	Tennessee	H	48	18
Feb. 3	Washington & Lee	H	34	28
Feb. 4	**Indiana**	**A**	**29**	**48**
Feb. 8	Vanderbilt	A	54	29
Feb. 9	Tennessee	A	43	16
Feb. 11	**Georgia Tech**	**H**	**31**	**35**
Feb. 18	Centre	H	30	20
	Southern Conference Tournament (Atlanta, Ga.)			
Feb 24	South Carolina		56	40
Feb. 25	Georgia		33	16
Feb. 27	**Mississippi**		28	41
			630	503

—Leading Scorers—

Irvine Jeffries (Sr. G) 11.5
Cecil Combs (So. F) 10.3
Paul McBrayer (So. G-C) 5.5
Hays Owens (So. F) 3.8
Paul Jenkins (Sr. F) 3.3

1928-29—WON 12, LOST 5.

Coach: John Mauer
Captain: Lawrence McGinnis

Dec. 15	Eastern Normal	H	35	10
Dec. 21	Miami (Ohio)	H	43	***42**
Jan. 4	**North Carolina**	**H**	**15**	**25**
Jan. 12	Notre Dame	A	19	16
Jan. 16	**Georgia Tech**	**A**	**19**	**33**
Jan. 17	Tennessee	A	35	29
Jan. 19	Tennessee	H	27	22
Jan. 26	**Alabama**	**H**	**26**	**27**
Feb. 1	Mississippi A & M	A	25	*23
Feb. 2	Mississippi A & M	A	32	14
Feb. 3	**Tulane**	**A**	**22**	**34**
Feb. 8	Washington & Lee	H	31	30
Feb. 13	Centre	H	47	11
Feb. 22	Mississippi	H	35	30
Feb. 23	Mississippi	H	32	24
	Southern Conference Tournament (Atlanta, Ga.)			
Mar. 1	Tulane		29	15
Mar. 2	**Georgia**		24	26
			496	411

—Leading Scorers—

Stan Milward (So. C) 6.8
Louis McGinnis (So. F) 5.8
Cecil Combs (Jr. G) 5.8
Carey Spicer (So. F) 5.7
Paul McBrayer (Jr. G) 2.9

1929-30—WON 16, LOST 3.

Coach: John Mauer
Captain: Paul McBrayer

Dec. 14	Georgetown	H	46	9
Dec. 20	Miami (Ohio)	H	35	20
Dec. 31	Berea	H	29	26
Jan. 3	Clemson	H	31	15
Jan. 10	**Creighton**	**H**	**27**	**28**
Jan. 11	Creighton	H	25	21
Jan. 18	Tennessee	H	23	20
Jan. 24	Mississippi A & M	H	38	17
Jan. 25	Mississippi A & M	H	20	14
Jan. 31	**Tennessee**	**A**	**24**	***29**
Feb. 1	Georgia	A	22	*21
Feb. 3	Clemson	A	34	20
Feb. 8	Georgia Tech	H	39	19
Feb. 14	Georgia	H	36	23
Feb. 18	Ky. Wesleyan	H	32	20
Feb. 22	Washington & Lee	H	28	*26
	Southern Conference Tournament (Atlanta, Ga.)			
Feb. 28	Maryland		26	21
Mar. 1	Sewanee		44	22
Mar. 3	**Duke**		32	37
			591	408

—Leading Scorers—

Cecil Combs (Sr. F) 6.6
Carey Spicer (Jr. F) 6.5
Stan Milward (Sr. C) 5.9
Louis McGinnis (So. F) 5.4
Paul McBrayer (Sr. G) 4.8

ADOLPH RUPP ERA

1930-31—WON 15, LOST 3.

Coach: Adolph Rupp
Captain: Carey Spicer

Dec. 18	Georgetown	H	67	19
Dec. 27	Marshall	H	42	26
Dec. 31	Berea	H	41	25
Jan. 3	Clemson	H	33	21
Jan. 10	Tennessee	H	31	23
Jan. 16	Chattanooga	H	55	18
Jan. 21	Vanderbilt	A	42	37
Jan. 31	Tennessee	A	36	*32
Feb. 6	Washington & Lee	H	23	18
Feb. 9	Georgia Tech	H	38	34
Feb. 13	**Georgia**	**A**	**16**	**25**
Feb. 14	**Clemson**	**A**	**26**	**29**
Feb. 16	Georgia Tech	A	35	16
Feb. 20	Vanderbilt	H	43	23
	Southern Conference Tournament (Atlanta, Ga.)			
Feb. 27	North Carolina State		33	28
Feb. 28	Duke		35	30
Mar. 2	Florida		56	36
Mar. 3	**Maryland (finals)**		27	29
			679	469

—Leading Scorers—

Carey Spicer (Sr. F) 10.6
Louis McGinnis (Sr. F) 9.6
George Yates (Jr. C) 7.0
Aggie Sale (So. C-F) 5.6
Jake Bronston (Jr. G) 3.9

1931-32—WON 15, LOST 2.

Coach: Adolph Rupp
Captain: Ellis Johnson

Dec. 15	Georgetown	H	66	24
Dec. 18	Carnegie Tech	H	36	34
Dec. 23	Berea	H	52	27
Dec. 30	Marshall	H	46	16
Jan. 2	Clemson	H	43	24
Jan. 14	Clemson	A	30	17
Jan. 15	Sewanee	A	30	20
Jan. 16	Tennessee	A	29	28
Jan. 21	Chattanooga	H	51	17
Jan. 30	Washington & Lee	H	48	28
Feb. 3	Vanderbilt	A	61	37
Feb. 6	Duke	H	37	30
Feb. 8	Alabama	H	50	22
Feb 13	Tennessee	H	41	27
Feb. 20	**Vanderbilt**	**H**	**31**	**32**
	Southern Conference Tournament (Atlanta, Ga.)			
Feb. 26	Tulane		50	30
Feb. 27	**North Carolina**		42	43
			743	456

—Leading Scorers—

Aggie Sale (Jr. F) 13.6
John "Frenchy" DeMoisey (So. C-F) 10.0
Darrell Darby (Jr. F) 8.4
Howard Kreuter (Jr. F) 3.9
Ellis Johnson (Jr. G) 3.6

1932-33—WON 21, LOST 3.

SEC Champions (Tournament)
Coach: Adolph Rupp
Captain: Forest Sale

Dec. 9	Alumni	H	52	17
Dec. 12	Georgetown	H	62	21
Dec. 17	Marshall	N1	57	23
Dec. 20	Tulane	H	53	17
Dec. 21	Tulane	H	42	11
Dec. 30	Chicago	A	58	26
Jan. 2	**Ohio State**	**H**	**30**	**46**
Jan. 6	Creighton	A	32	26
Jan. 7	**Creighton**	**A**	**22**	**34**
Jan. 10	South Carolina	H	44	36
Jan. 14	Tennessee	A	42	21
Jan. 16	Clemson	H	67	18
Jan. 28	Tennessee	H	44	23
Jan. 31	Vanderbilt	A	40	29
Feb. 1	Clemson	A	42	32
Feb. 2	**South Carolina**	**A**	**38**	**44**
Feb. 6	Mexico U.	H	81	22
Feb. 11	Georgia Tech	H	45	22
Feb. 13	Alabama	N2	35	31
Feb. 18	Vanderbilt	H	45	28
	SEC Tournament (Atlanta, Ga.)			
Feb. 24	Mississippi		49	31
Feb. 25	Florida		48	24
Feb. 27	LSU		51	38
Feb. 28	Mississippi State (finals)		46	27
			1125	647

(N1) Ashland (N2) Birmingham, Ala.

—Leading Scorers—

Aggie Sale (Sr. C-F) 13.8
John "Frenchy" DeMoisey (Jr. C-F) 12.0
Bill Davis (Jr. G) 7.0
Darrell Darby (Sr. F) 4.0
Ellis Johnson (Sr. G) 3.8

1933-34—WON 16, LOST 1.

Coach: Adolph Rupp
Captain: John DeMoisey

Dec. 5	Alumni	H	53	20
Dec. 9	Georgetown	H	41	12
Dec. 14	Marshall	H	48	26
Dec. 16	Cincinnati	H	31	25
Dec. 21	Tulane	A	32	22
Dec. 22	Tulane	A	42	29
Jan. 12	Sewanee	A	55	16
Jan. 13	Tennessee	A	44	23
Jan. 20	Chattanooga	H	47	20
Jan. 27	Tennessee	H	53	26
Feb. 1	Alabama	N1	33	28
Feb. 3	Vanderbilt	A	48	26
Feb. 8	Alabama	H	26	21
Feb. 10	Georgia Tech	H	49	25
Feb. 15	Sewanee	H	60	15
Feb. 17	Vanderbilt	H	47	27
	SEC Tournament (Atlanta, Ga.)			
Feb. 24	**Florida**		32	38
			741	399

(N1) Birmingham, Ala.

—Leading Scorers—

John "Frenchy" DeMoisey (Sr. C) 12.5
Bill Davis (Sr. G) 8.3
Dave Lawrence (Jr. F) 7.9
Garland Lewis (So. C) 4.9
Jack Tucker (Jr. F) 3.0

LOSSES ARE IN BOLDFACE. *OVERTIME GAMES

1934-35—WON 19, LOST 2.

SEC Co-Champions

Coach: Adolph Rupp
Captain: Dave Lawrence and Jack Tucker

Dec. 10	Alumni	H	55	8
Dec. 13	Oglethorpe	H	81	12
Dec. 21	Tulane	A	38	9
Dec. 22	Tulane	A	52	12
Jan. 2	Chicago	H	42	16
Jan. 5	**New York U.**	**A**	**22**	**23**
Jan. 14	Chattanooga	H	66	19
Jan. 18	Tulane	H	63	22
Jan. 19	Tulane	H	55	12
Jan. 26	Tennessee	H	48	21
Feb. 1	Alabama	N1	33	26
Feb. 2	Vanderbilt	A	58	22
Feb. 5	Xavier	A	40	27
Feb. 9	Georgia Tech	H	57	30
Feb. 11	Alabama	H	25	16
Feb. 13	**Michigan State**	**A**	**26**	**32**
Feb. 16	Tennessee	A	38	36
Feb. 22	Creighton	H	63	42
Feb. 23	Creighton	H	24	13
Mar. 2	Vanderbilt	H	53	19
Mar. 7	Xavier	H	46	29
			985	446

(N1) Birmingham, Ala.

—Leading Scorers—

Leroy Edwards (So. C).....16.3
Dave Lawrence (Jr. F).....9.1
Garland Lewis (Jr. C-F).....5.8
Jack Tucker (Sr. F).....3.7
Warfield Donohue (So. G).....3.5

1935-36—WON 15, LOST 6.

Coach: Adolph Rupp
Captain: Miferd Anderson

Dec. 6	Georgetown	H	42	17
Dec. 17	Berea	H	58	30
Dec. 23	Pittsburgh	H	35	17
Jan. 8	**New York U.**	**A**	**28**	**41**
Jan. 14	Xavier	A	36	32
Jan. 17	Tulane	H	49	24
Jan. 18	Tulane	H	39	21
Jan. 21	Michigan State	H	27	19
Jan. 25	Tennessee	H	40	31
Feb. 1	**Vanderbilt**	**A**	**24**	**33**
Feb. 3	Alabama	A	32	30
Feb. 7	Alabama	H	40	34
Feb. 10	**Notre Dame**	**A**	**20**	**41**
Feb. 11	Butler	A	39	28
Feb. 15	**Tennessee**	**A**	**28**	**39**
Feb. 18	Xavier	H	49	40
Feb. 21	Creighton	H	68	38
Feb. 22	**Creighton**	**H**	**29**	**31**
Feb. 24	Vanderbilt	H	61	41

SEC Tournament (Knoxville, Tenn.)

Feb. 28	Mississippi State	41	39
Feb. 29	**Tennessee**	28	39
		813	587

—Leading Scorers—

Ralph Carlisle (So. F).....11.5
Joe Hagan (So. F).....8.0
Garland Lewis (Sr. C).....7.5
Warfield Donohue (Jr. G).....3.0
J. Rice Walker (So. C-F).....2.4

1936-37—WON 17, LOST 5.

SEC Champions (Tournament)

Coach: Adolph Rupp
Captain: Warfield Donohue

Dec. 9	Georgetown	H	46	21
Dec. 12	Berea	H	70	26
Dec. 15	Xavier	A	34	*28
Dec. 21	Centenary	H	37	19
Jan. 2	Michigan State	H	28	21
Jan. 5	**Notre Dame**	**N1**	**28**	**41**
Jan. 8	Creighton	H	59	36
Jan. 14	**Michigan State**	**A**	**23**	**24**
Jan. 16	Akron U.	N2	32	22
Jan. 23	Tennessee	H	43	26
Jan. 30	Vanderbilt	A	41	26
Feb. 1	Alabama	N3	38	27
Feb. 3	**Tulane**	**A**	**28**	**35**
Feb. 4	Tulane	A	28	25
Feb. 8	Mexico U.	H	58	30
Feb. 10	**Alabama**	**H**	**31**	**34**
Feb. 13	**Tennessee**	**A**	**24**	**26**
Feb. 20	Vanderbilt	H	51	19
Feb. 22	Xavier	H	23	15

SEC Tournament (Knoxville, Tenn.)

Feb. 26	Louisiana State	57	37
Feb. 27	Georgia Tech	40	30
Mar. 1	Tennessee (finals)	39	25
		858	593

(N1) Louisville (N2) Cincinnati (N3) Birmingham, Ala.

—Leading Scorers—

Ralph Carlisle (Jr. F).....9.9
Joe Hagan (Jr. F).....7.3
Homer Thompson (So. C).....4.9
Walter Hodge (Sr. G).....3.7
Bernie Opper (So. G).....3.5

1937-38—WON 13, LOST 5.

Coach: Adolph Rupp
Captain: J. Rice Walker

Dec. 15	Berea	H	69	35
Dec. 18	Cincinnati	H	38	21
Dec. 22	Centenary	H	35	25

Sugar Bowl (New Orleans, La.)

Dec. 29	Pittsburgh (finals)		40	29
Jan. 8	**Michigan State**	**A**	**38**	**43**
Jan. 10	**Detroit**	**A**	**26**	**34**
Jan. 15	**Notre Dame**	**A**	**37**	**47**
Jan. 22	Tennessee	H	52	27
Jan. 29	Vanderbilt	A	42	19
Jan. 31	Alabama	N1	57	31
Feb. 5	**Xavier**	**A**	**32**	**39**
Feb. 7	Michigan State	H	44	27
Feb. 12	Alabama	H	28	21
Feb. 14	Marquette	H	35	33
Feb. 17	Xavier	H	45	29
Feb. 21	Vanderbilt	H	48	24
Feb. 26	Tennessee	A	29	26

SEC Tournament (Baton Rouge, La.)

Mar. 3	**Tulane**	36	38
		731	512

(N1) Birmingham, Ala.

—Leading Scorers—

Joe Hagan (Sr. F).....10.1
Fred Curtis (Jr. F).....6.3
Bernie Opper (Jr. G).....5.6
Homer Thompson (Jr. C).....4.9
Mickey Rouse (So. G).....4.4

1938-39—WON 16, LOST 4.

SEC Champions (Tournament)

Coach: Adolph Rupp
Captain: Bernard Opper

Dec. 2	Georgetown	H	39	19
Dec. 10	Ky. Wesleyan	H	57	18
Dec. 17	Cincinnati	H	44	27
Dec. 21	Washington & Lee	H	67	47
Jan. 4	**Long Island**	**A**	**34**	**52**
Jan. 6	St. Joseph's	A	41	30
Jan. 14	**Notre Dame**	**N1**	**37**	**42**
Jan. 21	**Tennessee**	**H**	**29**	**30**
Jan. 28	**Alabama**	**N2**	**38**	**41**
Jan. 30	Vanderbilt	A	51	37
Feb. 4	Marquette	H	37	31
Feb. 8	Xavier	A	41	31
Feb. 11	Alabama	H	45	27
Feb. 13	Mississippi State	H	39	28
Feb. 18	Tennessee	A	36	**34
Feb. 21	Xavier	H	43	23
Feb. 25	Vanderbilt	H	52	27

SEC Tournament (Knoxville, Tenn.)

Mar. 2	Mississippi	49	30
Mar. 3	Louisiana State	53	34
Mar. 4	Tennessee (finals)	46	38
		878	646

(N1) Louisville (N2) Birmingham, Ala.

—Leading Scorers—

Fred Curtis (Sr. F).....9.2
Homer Thompson (Sr. C).....6.7
Keith Farnsley (So. F).....6.4
Mickey Rouse (Jr. G).....5.4
Marion Cluggish (Jr. C).....5.3

1939-40—WON 15, LOST 6.

SEC Champions (Tournament)
Sugar Bowl Champions

Coach: Adolph Rupp
Captain: Layton Rouse

Dec. 9	Berea	H	74	24
Dec. 16	**Cincinnati**	**H**	**30**	**39**
Dec. 21	Clemson	A	55	31

Sugar Bowl (New Orleans, La.)

Dec. 27	Ohio State (finals)		36	30
Jan. 1	Kansas State	H	53	26
Jan. 6	Xavier	A	42	41
Jan. 8	West Virginia	H	47	38
Jan. 13	**Notre Dame**	**A**	**47**	**52**
Jan. 20	Tennessee	H	35	26
Jan. 27	**Alabama**	**N1**	**32**	**36**
Jan. 29	**Vanderbilt**	**A**	**32**	**40**
Feb. 3	Marquette	A	51	45
Feb. 10	Alabama	H	46	18
Feb. 12	Xavier	H	37	29
Feb. 13	Mississippi State	H	45	37
Feb. 17	**Tennessee**	**A**	**23**	**27**
Feb. 19	**Georgia Tech**	**A**	**39**	**44**
Feb. 24	Vanderbilt	H	43	38

SEC Tournament (Knoxville, Tenn.)

Feb. 29	Vanderbilt	44	31
Mar. 1	Tennessee	30	*29
Mar. 2	Georgia (finals)	51	43
		892	724

(N1) Birmingham, Ala.

—Leading Scorers—

Mickey Rouse (Sr. G).....8.3
Keith Farnsley (Jr. F).....7.2
Marion Cluggish (Sr. C).....7.2
Lee Huber (Jr. G).....5.4
Jim King (So. C).....3.9
Carl Combs (Jr. G).....3.9

1940-41—WON 17, LOST 8.

Coach: Adolph Rupp
Captain: Lee Huber

Dec. 7	Alumni	H	62	25
Dec. 12	West Virginia	H	46	34
Dec. 13	Maryville	H	53	14
Dec. 18	**Nebraska**	**A**	**39**	**40**
Dec. 19	**Creighton**	**A**	**45**	**54**
Dec. 20	Kansas State	A	28	25
Dec. 27	Centenary	H	70	18

Sugar Bowl (New Orleans, La.)

Dec. 30	**Indiana**		**45**	**48**
Jan. 4	**Notre Dame**	**N1**	**47**	**48**
Jan. 9	Xavier	A	48	43
Jan. 11	**West Virginia**	**A**	**43**	**56**
Jan. 18	**Tennessee**	**A**	**22**	**32**
Jan. 20	Georgia Tech	A	47	37
Jan. 25	**Xavier**	**H**	**44**	**49**
Feb. 1	Vanderbilt	A	51	50
Feb. 3	Alabama	A	38	36
Feb. 8	Alabama	H	46	38
Feb. 10	Mississippi	H	60	41
Feb. 15	Tennessee	H	37	28
Feb. 17	Georgia Tech	H	60	41
Feb. 24	Vanderbilt	H	58	31

SEC Tournament (Louisville, Ky.)

Feb. 27	Mississippi	62	52
Feb. 28	Tulane	59	30
Mar. 1	Alabama	39	37
Mar. 1	**Tennessee**	33	36
		1182	943

(N1) Louisville

—Leading Scorers—

Jim King (Jr. C).....6.0
Lee Huber (Sr. G).....5.9
KeithFarnsley (Sr. F).....5.8
Mel Brewer (So. C).....5.1
Milt Ticco (So. C-F).....4.8

1941-42—WON 19, LOST 6.

SEC Champions (Tournament)

Coach: Adolph Rupp
Captain: Carl Staker

Dec. 6	Miami (Ohio)	H	35	21
Dec. 13	**Ohio State**	**A**	**41**	**43**
Dec. 16	Nebraska	H	42	27
Dec. 22	South Carolina	H	64	25
Dec. 30	Texas A & M	H	49	29
Jan. 2	Washington & Lee	H	62	32
Jan. 10	Xavier	A	40	39
Jan. 17	**Tennessee**	**A**	**40**	**46**
Jan. 19	Georgia	A	51	26
Jan. 20	Georgia Tech	A	63	53
Jan. 24	Mexico	H	56	26
Jan. 31	Georgia	H	55	38
Feb. 2	**Alabama**	**A**	**35**	**41**
Feb. 7	**Notre Dame**	**A**	**43**	**46**
Feb. 9	Alabama	H	50	34
Feb. 14	Tennessee	A	36	33
Feb. 16	Georgia Tech	H	57	51
Feb. 21	Xavier	H	44	36

SEC Tournament (Louisville)

Feb. 26	Florida		42	36
Feb. 27	Mississippi		59	32
Feb. 28	Auburn		40	31
Feb. 28	Alabama (finals)		36	34

Postseason Game (Louisville)

Mar. 14	Great Lakes Navy		47	58

NCAA Tournament (New Orleans, La.)

Mar. 20	Illinois		46	44
Mar. 21	**Dartmouth**		28	47
			1161	928

—Leading Scorers—

Marvin Akers (Jr. G).....7.6
Mel Brewer (Jr. C).....7.0
Milt Ticco (Jr. F).....5.8
Ermal Allen (Sr. F).....4.9
Ken England (Jr. G).....4.9

1942-43—WON 17, LOST 6.

Coach: Adolph Rupp
Co-Captains: Marvin Akers and Melvin Brewer

Dec. 12	Cincinnati	H	61	39
Dec. 19	Washington	H	45	38
Dec. 23	**Indiana**	**N1**	**52**	**58**
Jan. 2	**Ohio State**	**H**	**40**	**45**
Jan. 4	Ft. Knox	H	64	30
Jan. 9	Xavier	A	43	38
Jan. 16	Tennessee	A	30	28
Jan. 18	Georgia	A	60	28
Jan. 19	Georgia Tech	A	38	36
Jan. 23	Notre Dame	N1	60	55
Jan. 26	Vanderbilt	H	39	38
Jan. 30	**Alabama**	**A**	**32**	**41**
Feb. 1	Vanderbilt	A	54	43
Feb. 6	Alabama	H	67	41
Feb. 8	Xavier	H	48	36
Feb. 13	Tennessee	H	53	29
Feb. 15	Georgia Tech	H	58	31
Feb. 20	**DePaul**	**A**	**44**	**53**

SEC Tournament (Louisville)

Feb. 25	Tulane		48	31
Feb. 26	Georgia		59	30
Feb. 27	Mississippi State		52	43
Feb. 27	**Tennessee**		**30**	**33**

Postseason Game (Louisville)

Mar. 6	**Great Lakes Navy**		39	53
			1116	897

(N1) Louisville

—Leading Scorers—

Milt Ticco (Sr. F).....10.1
Mel Brewer (Sr. C).....8.3
Marvin Akers (Sr. G).....7.1
Mulford Davis (So. F).....7.1
Kenny Rollins (So. G).....5.3

1943-44—WON 19, LOST 2.

SEC Champions (Tournament)

Coach: Adolph Rupp
Captain:

Dec. 1	Ft. Knox	H	51	18
Dec. 4	Berea (Naval V-12)	H	54	40
Dec. 11	Indiana	N1	66	41
Dec. 13	Ohio State	A	40	28
Dec. 18	Cincinnati	H	58	30
Dec. 20	**Illinois**	**A**	**41**	**43**
Dec. 28	Carnegie Tech	N2	61	14
Dec. 30	St. John's	A	44	38
Jan. 8	Notre Dame	N1	55	54
Jan. 15	Wright Field	H	61	28
Jan. 31	Ft. Knox A.R.C.	H	76	48
Feb. 4	DePauw	H	38	35
Feb. 7	Illinois	H	51	40
Feb. 12	Cincinnati	A	38	34
Feb. 26	Ohio U.	H	51	35

SEC Tournament (Louisville)

Mar. 2	Georgia		57	29
Mar. 3	Louisiana State		55	28
Mar. 4	Tulane (finals)		62	46

National Invitation Tournament (New York)

Mar. 20	Utah		46	38
Mar. 22	**St. John's**		**45**	**48**
Mar. 24	Oklahoma A & M (cons.)		45	29
			1095	724

(N1) Louisville (N2) New York

—Leading Scorers—

Bob Brannum (Fr. C).....12.1
Jack Tingle (Fr. F).....8.4
Jack Parkinson (Fr. G).....7.0
Wilbur Schu (So. G).....6.2
Tom Moseley (So. G).....4.2

1944-45—WON 22, LOST 4.

SEC Champions (Tournament)

Coach: Adolph Rupp
Captain:

Dec. 2	Ft. Knox	H	56	23
Dec. 4	Berea	H	56	32
Dec. 9	Cincinnati	H	66	24
Dec. 16	Indiana	N1	61	43
Dec. 23	Ohio State	H	53	*48
Dec. 26	Wyoming	N2	50	46
Dec. 30	Temple	A	45	44
Jan. 1	Long Island	A	62	*52
Jan. 6	Ohio U.	H	59	46
Jan. 8	Arkansas State	H	75	6
Jan. 13	Michigan State	H	66	35
Jan. 20	**Tennessee**	**A**	**34**	**35**
Jan. 22	Georgia Tech	A	64	58
Jan. 27	**Notre Dame**	**N1**	**58**	***59**
Jan. 29	Georgia	H	73	37
Feb. 3	Georgia Tech	H	51	32
Feb. 5	**Michigan State**	**A**	**50**	**66**
Feb. 17	Tennessee	H	40	34
Feb. 19	Ohio U.	A	61	38
Feb. 24	Cincinnati	A	65	35

SEC Tournament (Louisville)

Mar. 1	Florida		57	35
Mar. 2	Louisiana State		68	37
Mar. 3	Alabama		52	41
Mar. 3	Tennessee (finals)		39	35

NCAA Tournament (New York)

Mar. 22	**Ohio State**		**37**	**45**
Mar. 24	Tufts (Consolation)		66	56
			1464	1042

(N1) Louisville (N2) Buffalo, N.Y.

—Leading Scorers—

Alex Groza (Fr. C).....16.5
Jack Tingle (So. F).....11.5

LOSSES ARE IN BOLDFACE. *OVERTIME GAMES

Jack Parkinson (So. G) 10.4
Wilbur Schue (Jr. F) 8.0
Kenton Campbell (Fr. C) 6.3

1945-46—WON 28, LOST 2.

NIT Champions
SEC Champions (Tournament)
Coach: Adolph Rupp
Captain: Jack Parkinson

Dec. 1	Ft. Knox	H	59	34
Dec. 7	Western Ontario	H	51	42
Dec. 8	Western Ontario	H	71	28
Dec. 15	Cincinnati	H	67	31
Dec. 18	Arkansas	H	67	42
Dec. 21	Oklahoma	H	43	33
Dec. 29	St. John's	A	73	59
Jan. 1	**Temple**	**A**	**45**	**53**
Jan. 5	Ohio U.	H	57	48
Jan. 7	Ft. Benning	H	81	25
Jan. 12	Michigan State	A	55	44
Jan. 14	Xavier	A	62	36
Jan. 19	Tennessee	A	50	32
Jan. 21	Georgia Tech	A	68	43
Jan. 26	**Notre Dame**	**N1**	**47**	**56**
Jan. 28	Georgia Tech	H	54	26
Feb. 5	Michigan State	H	59	51
Feb. 4	Vanderbilt	A	59	37
Feb. 9	Vanderbilt	N2	64	31
Feb. 16	Tennessee	H	54	34
Feb. 19	Ohio University	A	60	52
Feb. 23	Xavier	H	83	40
	SEC Tournament (Louisville)			
Feb. 28	Auburn		69	24
Mar. 1	Florida		69	32
Mar. 2	Alabama		59	30
Mar. 2	Louisiana State (finals)		59	36
	Postseason Game (Louisville)			
Mar. 9	Temple		54	43
	National Invitation Tournament (New York)			
Mar. 16	Arizona		77	53
Mar. 18	West Virginia		59	51
Mar. 20	Rhode Island (finals)		46	45
			1821	1194

(N1) Louisville (N2) Paducah, Ky.

NIT Champions
—Leading Scorers—
Jack Parkinson (6-0 Jr. G) 11.3
Wallace Jones (6-4 Fr. F) 9.7
Ralph Beard (5-10 Fr. G) 9.3
Jack Tingle (6-3 Jr. F) 9.2
Wilbur Schue (6-4 Sr. F) 7.7

1946-47—WON 34, LOST 3.

SEC Champions (Tournament)
Coach: Adolph Rupp
Captain: Ken Rollins

Nov. 28	Indiana Central	H	78	36
Nov. 30	Tulane	H	64	35
Dec. 2	Ft. Knox	H	68	31
Dec. 7	Cincinnati	A	80	49
Dec. 9	Idaho	H	65	35
Dec. 12	DePaul	N1	65	45
Dec. 14	Texas A & M	H	83	18
Dec. 16	Miami (Ohio) U.	H	62	49
Dec. 21	St. John's	N2	70	50
Dec. 23	Baylor	H	75	34
Dec. 28	Wabash	H	96	24
	Sugar Bowl (New Orleans)			
Dec. 30	**Oklahoma A & M**		**31**	**37**
Jan. 4	Ohio U.	H	46	36
Jan. 11	Dayton U.	H	70	29
Jan. 13	Vanderbilt	A	82	30
Jan. 18	Tennessee	A	54	39
Jan. 20	Georgia Tech	A	70	47
Jan. 21	Georgia	A	84	45
Jan. 25	Xavier	H	71	34
Jan. 27	Michigan State	H	86	36
Feb. 1	Notre Dame	N1	60	30
Feb. 3	Alabama	A	48	37
Feb. 8	**DePaul**	**A**	**47**	**53**
Feb. 10	Georgia	H	81	40
Feb. 15	Tennessee	H	61	46
Feb. 17	Alabama	H	63	33
Feb. 19	Xavier	A	58	31
Feb. 21	Vanderbilt	H	84	41
Feb. 22	Georgia Tech	H	83	46
	SEC Tournament (Louisville)			
Feb. 27	Vanderbilt		98	29
Feb. 28	Auburn		84	18
Mar. 1	Georgia Tech		75	53
Mar. 1	Tulane (finals)		55	38
	Postseason Game (Louisville)			
Mar. 8	Temple		68	29
	National Invitation Tournament (New York)			
Mar. 17	Long Island		66	62
Mar. 19	North Carolina State		60	42
Mar. 24	**Utah#**		**45**	**49**
			2536	1416

(N1) Louisville (N2) New York

#Madison Square Garden Record Crowd. 18,493
—Leading Scorers—
Ralph Beard (5-10 So. G) 10.9
Alex Groza (6-7 So. C-F) 10.6
Kenneth Rollins (6-0 Jr. G) 8.4
Joe Holland (6-4 Sr. F) 6.2
Wallace Jones (6-4 So. C) 5.9

1947-48—WON 36, LOST 3.

World Champions (Olympic Games)
National Champions (NCAA Tournament)
SEC Champions (Tournament)
Coach: Adolph Rupp
Captain: Kenneth Rollins

Nov. 29	Indiana Central	H	80	41
Dec. 1	Ft. Knox	H	80	41
Dec. 5	Tulsa U.	H	72	18
Dec. 6	Tulsa U.	H	71	22
Dec. 10	DePaul	N1	74	50
Dec. 13	Cincinnati	A	67	31
Dec. 17	Xavier	H	79	37
Dec. 20	**Temple**	**A**	**59**	**60**
Dec. 23	St. John's	A	52	40
Jan. 2	Creighton	A	65	23
Jan. 3	Western Ontario	H	98	41
Jan. 5	Miami (Ohio)	A	67	53
Jan. 10	Michigan State	A	47	45
Jan. 12	Ohio U.	A	79	57
Jan. 17	Tennessee	A	65	54
Jan. 19	Georgia Tech	A	71	56
Jan. 20	Georgia	A	88	51
Jan. 24	Cincinnati	H	70	43
Jan. 31	DePaul	A	68	51
Feb. 2	**Notre Dame**	**A**	**55**	**64**
Feb. 5	Alabama	A	41	31
Feb. 7	Washington U.	N2	69	39
Feb. 9	Vanderbilt	A	82	51
Feb. 14	Tennessee	H	69	42
Feb. 16	Alabama	H	63	33
Feb. 20	Vanderbilt	H	79	43
Feb. 21	Georgia Tech	H	78	54
Feb. 24	Temple	N1	58	38
Feb. 28	Xavier	A	59	37
	SEC Tournament (Louisville)			
Mar. 4	Florida		87	31
Mar. 5	Louisiana State		63	47
Mar. 6	Tennessee		70	47
Mar. 6	Georgia Tech (finals)		54	43
	NCAA Tournament (New York)			
Mar. 18	Columbia		76	53
Mar. 20	Holy Cross		60	52
Mar. 23	Baylor (finals)		58	42
	NCAA CHAMPIONS FOR FIRST TIME			
	Olympic Trials (New York)			
Mar. 27	Louisville		91	57
Mar. 29	Baylor		77	59
	(Championship Collegiate Bracket)			
Mar. 31	**Phillips Oilers (AAU Champs)**		**49**	**53**
			2690	1730

(N1) Louisville (N2) Memphis, Tenn.

	Olympic Team Exhibition Games			
	Kentucky vs. Phillips Oilers			
June 30	**Tulsa, OK**		**52**	**60**
July 2	Kansas City, MO		70	**69
July 7	**Lexington, KY**		**50**	**56**
	@ Olympic Games (London, England)			
July 30	Switzerland		86	21
Aug. 2	Czechoslovokia		53	28
Aug. 3	Argentina		59	57
Aug. 4	Egypt		66	28
Aug. 6	Peru		61	33
Aug. 9	Uruguay		63	28
Aug. 11	Mexico		71	40
Aug. 13	France (finals)		65	21

WORLD CHAMPIONS
—Leading Scorers—
Alex Groza (6-7 Jr. C) 12.5
(488 TP in 39 games)
Ralph Beard (5-10 Jr. G) 12.5
Wallace Jones (6-4 Jr. C-F) 9.3
James Line (6-2 So. F) 6.9
Kenneth Rollins (6-0 Sr. G) 6.6

1948-49—WON 32, LOST 2.

National Champions (NCAA Tournament)
SEC Champions (Tournament)
Ranked First AP
Runner-Up Sugar Bowl
Loser NIT in attempted "Grand Slam"
Coach: Adolph Rupp
Captain:

Nov. 29	Indiana Central	H	74	38
Dec. 8	DePaul	N1	67	36
Dec. 10	Tulsa U.	H	81	27
Dec. 13	Arkansas	H	76	39
Dec. 16	Holy Cross	A	51	48
Dec. 18	St. John's	A	57	30
Dec. 22	Tulane	N1	51	47
	Sugar Bowl (New Orleans)			
Dec. 29	Tulane		78	47
Dec. 30	**St. Louis**		**40**	**42**
Jan. 11	Bowling Green State	N2	63	61
Jan. 15	Tennessee	A	66	51
Jan. 17	Georgia Tech	A	56	45
Jan. 22	DePaul	A	56	45
Jan. 29	Notre Dame	N1	62	38
Jan. 31	Vanderbilt	A	72	50
Feb. 2	Alabama	A	56	40
Feb. 3	Mississippi	N3	75	45
Feb. 5	Bradley	N4	62	52
Feb. 8	Tennessee	H	71	56
Feb. 12	Xavier	H	96	50
Feb. 14	Alabama	H	74	32
Feb. 16	Mississippi	H	85	31
Feb. 19	Georgia Tech	H	78	32
Feb. 21	Georgia	H	95	40
Feb. 24	Xavier	A	51	40
Feb. 26	Vanderbilt	H	70	37
	SEC Tournament (Louisville)			
Mar. 3	Florida		73	36
Mar. 4	Auburn		70	39
Mar. 5	Tennessee		83	44
Mar. 5	Tulane (finals)		68	52
	National Invitation Tournament (New York)			
Mar. 14	**Loyola of Chicago**		**56**	**67**
	NCAA Tournament (Eastern Regional) (New York)			
Mar. 21	Villanova		85	72
Mar. 22	Illinois		76	47
	NCAA Finals (Seattle, Wash.)			
Mar. 26	Oklahoma A & M		46	36
			2320	1492

NCAA CHAMPIONS FOR SECOND TIME
(N1) Louisville (N2) Cleveland, Ohio
(N3) Memphis, Tenn. (N4) Owensboro, Ky.
—Leading Scorers—
Alex Groza (6-7 Sr. C) 20.5
Ralph Beard (5-10 Sr. G) 10.8
Wallace Jones (6-4 Sr. F-C) 8.6
Cliff Barker (6-2 Sr. G-F) 7.3
Dale Barnstable (6-3 Jr. F-G) 6.1

1949-50—WON 25, LOST 5.

SEC Champions (Tournament)
Sugar Bowl Champions
Ranked 3rd AP
Coach: Adolph Rupp
Captain: Dale Barnstable

Dec. 3	Indiana Central	H	84	61
Dec. 10	Western Ontario	H	90	18
Dec. 15	**St. John's**	**A**	**58**	**69**
Dec. 21	DePaul	N1	49	47
Dec. 23	Purdue	A	60	54
	Sugar Bowl (New Orleans)			
Dec. 29	Villanova		57	*56
Dec. 30	Bradley (finals)		71	66
Jan. 2	Arkansas	N2	57	53
Jan. 4	Mississippi State	N3	87	55
Jan. 9	N. Carolina U.	H	83	44
Jan. 14	**Tennessee**	**A**	**53**	**66**
Jan. 16	Georgia Tech	A	61	47
Jan. 17	**Georgia**	**A**	**60**	**71**
Jan. 21	DePaul	A	86	53
Jan. 23	**Notre Dame**	**A**	**51**	**64**
Jan. 26	Xavier	A	58	47
Jan. 28	Georgia	H	88	56
Jan. 30	Vanderbilt	A	58	54
Feb. 2	Alabama	A	66	64
Feb. 4	Mississippi	N4	61	55
Feb. 11	Tennessee	H	79	52
Feb. 13	Alabama	H	77	57
Feb. 15	Mississippi	H	90	50
Feb. 18	Georgia Tech	H	97	62
Feb. 23	Xavier	H	58	53
Feb. 25	Vanderbilt	H	70	66
	SEC Tournament (Louisville)			
Mar. 3	Mississippi State		56	46
Mar. 4	Georgia		79	63
Mar. 4	Tennessee (finals)		95	58
	National Invitation Tournament (New York)			
Mar. 14	City Col. of New York		50	89
			2089	1696

(N1) Louisville (N2) Little Rock, Ark.
(N3) Owensboro, Ky. (N4) Memphis, Tenn.
—Leading Scorers—
Bill Spivey (7-0 So. C) 19.3
Jim Line (6-2 Sr. F) 13.1
Walt Hirsch (6-4 Jr. F) 9.9
Bobby Watson (5-10 So. G) 7.5
Dale Barnstable (6-3 Sr. G) 5.9

MEMORIAL COLISEUM ERA

1950-51—WON 32, LOST 2.

National Champions (NCAA Tournament)
SEC Champions (14-0)
Ranked 1st AP-UPI
Coach: Adolph Rupp
Captain: Walt Hirsch

(Including exhibition games, Kentucky won 39 games and lost 2)

Dec. 1	W. Texas State	H	73	43
Dec. 9	Purdue	H	70	52
Dec. 12	Xavier	A	67	56
Dec. 14	Florida	H	85	37
Dec. 16	Kansas	H	68	39
Dec. 23	St. John's	A	43	37
	Sugar Bowl (New Orleans)			
Dec. 29	**St. Louis**		**42**	***43**
Dec. 30	Syracuse (consolation)		69	59
Jan. 5	Auburn	H	79	35
Jan. 8	DePaul	H	63	55
Jan. 13	Alabama	H	65	48
Jan. 15	Notre Dame	H	69	44
Jan. 20	Tennessee	A	70	45
Jan. 22	Georgia Tech	A	82	61
Jan. 27	Vanderbilt	A	74	49
Jan. 29	Tulane	A	104	68
Jan. 31	Louisiana State	A	81	59
Feb. 2	Mississippi State	A	80	60
Feb. 3	Mississippi	N1	86	39
Feb. 9	Georgia Tech	H	75	42
Feb. 13	Xavier	H	78	51
Feb. 17	Tennessee	H	86	61
Feb. 19	DePaul	A	60	57
Feb. 23	Georgia	H	88	41
Feb. 24	Vanderbilt	H	89	57
	SEC Tournament (Louisville)			
Mar. 1	Mississippi State		92	70
Mar. 2	Auburn		84	54
Mar. 3	Georgia Tech		82	56
Mar. 3	**Vanderbilt**		**57**	**61**
	Postseason Game			
Mar. 13	Loyola of Chicago	H	97	61
	NCAA Tournament (First Round) (Raleigh, N.C.)			
Mar. 20	Louisville		79	68
	(Eastern Regional) (New York)			
Mar. 22	St. John's		59	43
Mar. 24	Illinois		76	74
	(National Finals) (Minneapolis, Minn.)			
Mar. 27	Kansas State (finals)		68	58
			2540	1783

NCAA CHAMPIONS FOR THIRD TIME

	Exhibition Game			
Apr. 27	KY All-Stars	H	92	49
	Puerto Rico Exhibition Tour			
Aug. 25	San German Ath.		86	38
Aug. 26	Ponce Lions		83	43
Aug. 27	San Turce		93	40
Aug. 29	Univ. of Puerto Rico		91	44
Sept. 2	U.S. Navy		52	23
(Called at half on account of rain)				
Sep. 3	Puerto Rico		75	46

(N1) Owensboro, Ky.
—Leading Scorers—
Bill Spivey (7-0 Jr. C) 19.2
Shelby Linville (6-5 Jr. F) 10.4
Bobby Watson (5-10 Jr. G) 10.4
Frank Ramsey (6-3 So. G) 10.1
Walt Hirsch (6-3 Sr. F) 9.1

1951-52—WON 29, LOST 3.

Ranked 1st AP, UPI
SEC Champions (14-0)
Runner-Up Sugar Bowl
Coach: Adolph Rupp
Captain: Robert Watson

Dec. 8	Washington & Lee	H	96	46
Dec. 10	Xavier	A	97	72
Dec. 13	**Minnesota**	**A**	**57**	**61**
Dec. 17	St. John's	H	81	40
Dec. 20	DePaul	H	98	60
Dec. 26	UCLA	H	84	53
	Sugar Bowl (New Orleans)			
Dec. 28	Brigham Young		84	64
Dec. 29	**St. Louis**		**60**	**61**
Jan. 2	Mississippi	N1	116	58
Jan. 5	Louisiana State	H	57	47
Jan. 7	Xavier	H	83	50
Jan. 12	Florida	A	99	52
Jan. 14	Georgia	N2	95	55
Jan. 19	Tennessee	A	65	56
Jan. 21	Georgia Tech	A	96	51
Jan. 26	Alabama	A	71	67
Jan. 28	Vanderbilt	A	88	51
Jan. 30	Auburn	A	88	48
Feb. 2	Notre Dame	N3	71	66
Feb. 4	Tulane	H	103	54
Feb. 6	Mississippi	H	81	61
Feb. 9	Georgia Tech	H	93	42
Feb. 11	Mississippi State	H	110	66
Feb. 16	Tennessee	H	95	40
Feb. 21	Vanderbilt	H	75	45
Feb. 23	DePaul	A	63	61
	SEC Tournament (Louisville)			
Feb. 28	Georgia Tech		80	59
Feb. 29	Tulane		85	61
Mar. 1	Tennessee		81	66

LOSSES ARE IN BOLDFACE. *OVERTIME GAMES

Mar. 1	Louisiana State (finals)	44	43

NCAA Tournament
(Eastern Regional)
(Raleigh, NC)

Mar. 21	Penn. State	82	54
Mar. 22	**St. John's**	**57**	**64**
		2635	1774

(N1) Owensboro, Ky. (N2) Louisville
(N3) Chicago

—Leading Scorers—

Cliff Hagan (6-4 Jr. C) 21.6
Frank Ramsey (6-3 Jr. G) 15.9
Bobby Watson (5-10 Sr. G) 13.1
Lou Tsioropoulos (6-5 Jr. F) 7.9
Lucian Whitaker (6-0 Sr. F) 7.8

1952-53—NO SCHEDULE.

(Under suspension by NCAA)
Intra Squad Scrimmage Result
Coach: Adolph Rupp
Co-Captains: Cliff Hagan and Frank Ramsey

Dec. 13	Varsity	76	Freshman	45
Jan. 19	Ramsey's	71	Hagan's	50
Feb. 4	Hagan's	68	Ramsey's	55
Feb. 28	Blues	49	Whites	47
		264		197

1953-54—WON 25, LOST 0.

Ranked 1st AP, 2nd UPI
UKIT Champions
SEC Champions (14-0)
Declined NCAA Berth
Coach: Adolph Rupp
Co-Captains: Cliff Hagan and Frank Ramsey

Dec. 5	Temple	H	86	59
Dec. 12	Xavier	A	81	66
Dec. 14	Wake Forest	H	101	69
Dec. 18	St. Louis	A	71	59
	UK Invitation Tournament			
Dec. 21	Duke		85	69
Dec. 22	LaSalle (finals)		73	60
Dec. 28	Minnesota	H	74	59
Jan. 4	Xavier	H	77	71
Jan. 9	Georgia Tech	H	105	53
Jan. 11	DePaul	H	81	63
Jan. 16	Tulane	H	94	43
Jan. 23	Tennessee	A	97	71
Jan. 30	Vanderbilt	A	85	63
Feb. 2	Georgia Tech	N1	99	48
Feb. 4	Georgia	H	106	55
Feb. 6	Georgia	N2	100	68
Feb. 8	Florida	A	97	55
Feb. 13	Mississippi	H	88	62
Feb. 15	Mississippi State	H	81	49
Feb. 18	Tennessee	H	90	63
Feb. 20	DePaul	A	76	61
Feb. 22	Vanderbilt	H	100	64
Feb. 27	Auburn	N3	109	79
Mar. 1	Alabama	A	68	43
	SEC Playoff			
	(Nashville, Tenn.)			

(Playoff game to determine SEC Champion and representative in NCAA Tournament. Kentucky and LSU tied for league title due to a schedule disagreement. Kentucky won but declined NCAA.)

Mar. 9	Louisiana State	63	56
		2187	1508

(N1) Louisville (N2) Owensboro , Ky.
(N3) Montgomery, Ala.

—Leading Scorers—

Cliff Hagan (6-4 Sr. C) 24.0
Frank Ramsey (6-3 Sr. G) 19.6
Lou Tsioropoulos (6-5 Sr. F) 14.5
Billy Evans (6-1 Jr. F) 8.4
Gayle Rose (6-0 Jr. G) 6.7

1954-55—WON 23, LOST 3.

UKIT Champions
SEC Champions (12-2)
Ranked 2nd AP, UPI
Coach: Adolph Rupp
Captain: Bill Evans

Dec. 4	Louisiana State	H	74	58
Dec. 11	Xavier	A	73	69
Dec. 18	Temple	H	79	61
	UK Invitation Tournament			
Dec. 21	Utah		70	65
Dec. 22	LaSalle (finals)		63	54
Dec. 30	St. Louis	H	82	65
Jan. 1	Temple	A	101	69
Jan. 8	**Georgia Tech**	**H**	**58**	**59**
Jan. 10	DePaul	H	92	59
Jan. 15	Tulane	A	58	44
Jan. 17	Louisiana State	A	64	62
Jan. 22	Tennessee	A	84	66
Jan. 29	Vanderbilt	A	75	71
Jan. 31	**Georgia Tech**	**A**	**59**	**65**
Feb. 3	Florida	H	87	63
Feb. 5	Mississippi	N1	84	66
Feb. 7	Mississippi State	A	61	56



UK's Frank Ramsey battled St. John's Bob Zawoluk during the Wildcats' victory on Dec. 17, 1951. It was Kentucky's 100th consecutive home win, part of a national record 129-game streak. By the way, Ramsey was charged with the foul.

Feb. 9	Georgia	H	86	40
Feb. 14	Xavier	H	66	55
Feb. 19	DePaul	A	76	72
Feb. 21	Vanderbilt	H	77	59
Feb. 26	Auburn	H	93	59
Feb. 28	Alabama	H	66	52
Mar. 5	Tennessee	H	104	61
	NCAA Tournament			
	(Eastern Regional)			
	(Evanston, IL)			
Mar. 11	**Marquette**		**71**	**79**
Mar. 12	Penn. State		84	59
			1987	1588

(N1) Memphis, Tenn.

—Leading Scorers—

Bob Burrow (6-7 Jr. C) 19.0
Billy Evans (6-1 Jr. F) 13.9
Jerry Bird (6-6 Jr. F) 10.7
Phil Grawemeyer (6-7 Jr. F) *13.0
Gayle Rose (6-0 Sr. G) 7.4

*Grawemeyer ranked 4th in total points with 260 in 20 games. Broke leg against DePaul and missed last six games.

1955-56—WON 20, LOST 6.

Ranked 9th AP
2nd SEC (12-2)
UKIT Runner-Up
Coach: Adolph Rupp
Captain: Phil Grawemeyer

Dec. 3	Louisiana State	A	62	52
Dec. 10	**Temple**	**H**	**61**	**73**
Dec. 12	DePaul	H	71	69
Dec. 15	Maryland	A	62	61
Dec. 17	Idaho	H	91	49
	UK Invitation Tournament			
Dec. 20	Minnesota		72	65
Dec. 21	**Dayton (finals)**		**74**	**89**
Dec. 28	St. Louis	A	101	80
Jan. 7	Georgia Tech	H	104	51
Jan. 12	Tulane	H	85	63
Jan. 14	Louisiana State	H	107	65
Jan. 21	Tennessee	A	95	68
Jan. 28	**Vanderbilt**	**A**	**73**	**81**
Jan. 30	Georgia Tech	A	84	62
Feb. 1	Duke	H	81	76
Feb. 4	Auburn	N1	82	81
Feb. 6	Florida	A	81	70
Feb. 11	Mississippi	H	88	49
Feb. 13	Mississippi State	H	86	65
Feb. 18	**DePaul**	**A**	**79**	**81**
Feb. 20	Vanderbilt	H	76	55
Feb. 25	**Alabama**	**N1**	**77**	**101**
Feb. 27	Georgia	N2	143	66
Mar. 3	Tennessee	H	101	77

NCAA Tournament
(Kentucky represented the SEC in NCAA when champion Alabama declined the bid.)
(Eastern Regional)
(Iowa City, Iowa)

Mar. 16	Wayne U.	A	84	64
Mar. 17	**Iowa**	**A**	**77**	**89**
			2197	1802

(N1) Montgomery, Ala. (N2) Louisville

—Leading Scorers—

Bob Burrow (6-7 Sr. C) 21.1
Jerry Bird (6-6 Sr. F) 16.2
Vernon Hatton (6-3 So. G) 13.3
Gerry Calvert (5-11 Jr. G) 11.2
Phil Grawemeyer (6-7 Sr. F) 8.4

1956-57—WON 23 LOST 5.

Ranked 3rd AP, UPI
UKIT Champions
SEC Champions (12-2)
Sugar Bowl Champions
Coach: Adolph Rupp
Honorary Co-Captains: Ed Beck and Gerry Calvert

Dec. 1	Washington & Lee	H	94	66
Dec. 3	Miami (FL)	H	114	75
Dec. 8	Temple	A	73	58
Dec. 10	**St. Louis**	**H**	**70**	**71**
Dec. 15	Maryland	H	76	55
Dec. 18	**Duke**	**A**	**84**	**85**
	UK Invitation Tournament			
Dec. 21	Southern Methodist		73	67
Dec. 22	Illinois (finals)		91	70
	Sugar Bowl (New Orleans)			
Dec. 28	Virginia Tech		56	55
Dec. 29	Houston (finals)		111	76
Jan. 5	Georgia Tech	H	95	72
Jan. 7	Loyola (Chicago)	H	81	62
Jan. 12	Louisiana State	A	51	46
Jan. 14	**Tulane**	**A**	**60**	**68**
Jan. 19	Tennessee	A	97	72
Jan. 26	Vanderbilt	A	91	83
Jan. 28	Georgia Tech	A	76	65
Jan. 30	Georgia	H	84	53
Feb. 2	Florida	H	88	61
Feb. 8	Mississippi	N1	75	69
Feb. 11	**Mississippi State**	**A**	**81**	**89**
Feb. 15	Loyola (Chicago)	A	115	65
Feb. 18	Vanderbilt	H	80	78
Feb. 23	Alabama	H	79	60
Feb. 25	Auburn	H	103	85
Mar. 2	Tennessee	H	93	75
	SEC Champions			
	NCAA Tournament			
	(Midwest Regional)			
	(Lexington)			
Mar. 15	Pittsburgh		98	92
Mar. 16	**Michigan State**		68	80
			2357	1953

(N1) Memphis, Tenn.

—Leading Scorers—

Johnny Cox (6-4 So. F) 19.4
Gerry Calvert (5-11 Sr. G) 15.2
Vernon Hatton (6-3 Jr. G) 14.8
John Crigler (6-3 Jr. F) 10.3
Ed Beck (6-7 Jr. C) 9.5

1957-58—WON 23, LOST 6.

National Champions (NCAA Tournament)
SEC Champions (12-2)
Ranked 9th AP, 14th UPI
UKIT Participant
Coach: Adolph Rupp
Honorary Captain: Ed Beck

Dec. 2	Duke	H	78	74
Dec. 4	Ohio State	A	61	54
Dec. 7	Temple	H	85	***83
Dec. 9	**Maryland**	**A**	**62**	**71**
Dec. 14	St. Louis	A	73	60
Dec. 16	**Southern Methodist**	**A**	**64**	**65**
	UK Invitation Tournament			
Dec. 20	**West Virginia**		**70**	**77**
Dec. 21	Minnesota		78	58
Dec. 23	Utah State	H	92	64
Dec. 30	Loyola (Chicago)	H	75	42
Jan. 4	Georgia Tech	H	76	60
Jan. 6	Vanderbilt	A	86	81
Jan. 11	Louisiana State	H	97	52
Jan. 13	Tulane	H	86	50
Jan. 18	Tennessee	H	77	68
Jan. 27	**Georgia Tech**	**A**	**52**	**71**
Jan. 29	Georgia	N1	74	55
Jan. 31	Florida	A	78	56
Feb. 8	Mississippi	H	96	65
Feb. 10	Mississippi State	H	72	62
Feb. 15	**Loyola (Chicago)**	**A**	**56**	**57**
Feb. 17	Vanderbilt	H	65	61
Feb. 22	Alabama	N2	45	*43
Feb. 24	**Auburn**	**N3**	**63**	**64**
Mar. 1	Tennessee	A	77	66
	NCAA Tournament			
	(Mideast Regional)			
	(Lexington)			
Mar. 14	Miami (Ohio)		94	70
Mar. 15	Notre Dame		89	56
	Finals (Louisville)			
Mar. 21	Temple		61	60
Mar. 22	Seattle (finals)		84	72
			2166	1817

NCAA CHAMPIONS
FOR RECORD FOURTH TIME

(N1) Atlanta (N2) Montgomery, Ala.
(N3) Birmingham, Ala.

—Leading Scorers—

Vernon Hatton (6-3 Sr. G) 17.1
Johnny Cox (6-4 Jr. F) 14.9
John Crigler (6-3 Sr. F) 13.6
Adrian Smith (6-0 Sr. G) 12.4
Ed Beck (6-7 Sr. C) 5.6

1958-59—WON 24 LOST 3.

UKIT Champions
2nd SEC (12-2)
Ranked 2nd in Polls
Coach: Adolph Rupp
Honorary Captain: Johnny Cox

Dec. 1	Florida State	H	91	68
Dec. 6	Temple	A	76	71
Dec. 8	Duke	A	78	64
Dec. 11	Southern Methodist	H	72	60
Dec. 13	St. Louis	H	76	57
Dec. 15	Maryland	H	58	*56
	UK Invitation Tournament			
Dec. 19	Ohio State		95	76
Dec. 20	West Virginia (finals)		97	91
Dec. 29	Navy	H	82	69
Dec. 30	Illinois	N1	76	75
Jan. 3	Georgia Tech	H	72	62
Jan. 6	**Vanderbilt**	**A**	**66**	**75**
Jan. 10	Louisiana State	A	76	61
Jan. 12	Tulane	A	85	68
Jan. 17	Tennessee	H	79	58
Jan. 26	Georgia Tech	A	94	70
Jan. 29	Georgia	H	108	55
Jan. 31	Florida	H	94	51
Feb. 7	Mississippi	N2	97	72
Feb. 9	**Mississippi State**	**A**	**58**	**66**
Feb. 14	Notre Dame	N3	71	52
Feb. 18	Vanderbilt	H	83	71
Feb. 21	Auburn	H	75	56
Feb. 23	Alabama	H	39	32
Feb. 28	Tennessee	A	69	56
	NCAA Tournament			

(Kentucky represented the SEC in NCAA when champion Mississippi State declined the bid.)
(Mideast Regional)
(Evanston, Ill.)

Mar. 13	**Louisville**	**61**	**76**
Mar. 14	Marquette	98	69
		2126	1737

(N1) Louisville (N2) Jackson, Miss. (N3) Chicago

—Leading Scorers—

Johnny Cox (6-4 Sr. F) 17.9
Billy Ray Lickert (6-3 So. G) 13.5
Bennie Coffman (6-0 Jr. G) 10.7
Don Mills (6-6 Jr. C) 10.5
Sid Cohen (6-1 Jr. G) 8.1
Dickie Parsons (5-10 So. G) 8.0

1959-60—WON 18 LOST 7.

3rd SEC (10-4)
UKIT Runner Up
Coach: Adolph Rupp
Co-Captains: Bill Lickert and Don Mills

Dec. 1	Colorado State	H	106	73
Dec. 4	UCLA	A	68	66
Dec. 5	**Southern California**	**A**	**73**	**87**
Dec. 12	**St. Louis**	**A**	**61**	**73**
Dec. 14	Kansas	A	77	*72
	UK Invitation Tournament			
Dec. 18	North Carolina		76	70
Dec. 19	**West Virginia (finals)**		**70**	**79**
Dec. 20	Temple	N1	97	92
Dec. 28	Ohio State	H	96	93
Jan. 2	**Georgia Tech**	**H**	**54**	**62**
Jan. 5	Vanderbilt	A	76	59
Jan. 9	Louisiana State	H	77	45
Jan. 11	Tulane	H	68	42
Jan. 16	Tennessee	A	78	68
Jan. 25	**Georgia Tech**	**A**	**44**	**65**
Jan. 27	Georgia	N2	84	60
Jan. 29	Florida	A	75	62
Feb. 6	Mississippi	H	61	43
Feb. 8	Mississippi State	H	90	59
Feb. 13	Notre Dame	H	68	65
Feb. 16	Vanderbilt	H	68	60
Feb. 20	**Auburn**	**A**	**60**	**61**
Feb. 22	Alabama	N3	75	55
Feb. 27	**Tennessee**	**H**	**63**	**65**
Mar. 5	Pittsburgh	H	73	66
			1838	1642

(N1) Louisville (N2) Columbus, Ga.
(N3) Montgomery, Ala.

LOSSES ARE IN BOLDFACE. *OVERTIME GAMES

—Leading Scorers—
Billy Ray Lickert (6-3 Jr. f-G) 14.4
Don Mills (6-6 Sr. C-F) 12.7
Sid Cohen (6-1 Sr. G) 10.7
Bennie Coffman (6-0 Sr. G) 10.2
Ned Jennings (6-9 Jr. C) 8.8

1960-61—WON 19 LOST 9.

UKIT Runner-Up
2nd SEC (10-4)
Ranked 18th UPI
Coach: Adolph Rupp
Captain: Dick Parsons

Dec. 1	Virginia Military Inst.	H	72	56
Dec. 3	**Florida State**	**H**	**58**	**63**
Dec. 7	Notre Dame	N1	68	62
Dec. 13	North Carolina	N2	70	65
Dec. 17	**Temple**	**A**	**58**	**66**
	UK Invitation Tournament			
Dec. 21	Illinois		83	78
Dec. 22	**St. Louis (finals)**		**72**	***74**
Dec. 31	Missouri	H	81	69
Jan. 2	Miami (Ohio)	H	70	58
Jan. 7	Georgia Tech	H	89	79
Jan. 9	**Vanderbilt**	**A**	**62**	**64**
Jan. 13	**Louisiana State**	**A**	**59**	**73**
Jan. 14	**Tulane**	**A**	**70**	**72**
Jan. 21	Tennessee	H	83	54
Jan. 30	**Georgia Tech**	**A**	**60**	**62**
Feb. 4	Florida	H	89	68
Feb. 7	Georgia	H	74	67
Feb. 11	Mississippi	N3	74	60
Feb. 13	Mississippi State	A	68	62
Feb. 17	UCLA	H	77	76
Feb. 21	Vanderbilt	H	60	59
Feb. 25	Alabama	H	80	53
Feb. 27	Auburn	H	77	51
Mar. 4	Tennessee	A	68	61
	SEC Playoff (Knoxville, TN)			
	(To determine SEC representative in NCAA Tournament after champion Mississippi State declined bid. Second place Kentucky and Vanderbilt each had 10-4 records.)			
Mar. 9	Vanderbilt		88	67
Mar. 11	**Marquette**	**N4**	**72**	**88**
	NCAA Tournament (Mideast Regional) (Louisville)			
Mar. 17	Morehead		71	64
Mar. 18	**Ohio State**		74	87
			2027	1858

(N1) Louisville (N2) Greensboro, N.C.
(N3) Jackson, Miss. (N4) Chicago

—Leading Scorers—
Billy Ray Lickert (6-3 Sr. F-G) 16.0
Roger Newman (6-4 Sr. F-G) 14.1
Larry Pursiful (6-1 Jr. G) 13.4
Ned Jennings (6-9 Sr. C) 11.5
Carroll Burchett (6-4 Jr. F-C) 5.1

1961-62—WON 23 LOST 3.

UKIT Champions
SEC Co-Champions (13-1)
Ranked 3rd AP, UPI
Coach: Adolph Rupp
Captain: Larry Pursiful

Dec. 2	Miami (Ohio)	H	93	61
Dec. 4	**Southern California**	**H**	**77**	**79**
Dec. 11	St. Louis	H	86	77
Dec. 16	Baylor	H	94	60
Dec. 18	Temple	H	78	55
	UK Invitation Tournament			
Dec. 22	Tennessee		96	69
Dec. 23	Kansas State (finals)		80	67
Dec. 27	Yale	H	79	58
Dec. 30	Notre Dame	N1	100	53
Jan. 2	Virginia	H	93	73
Jan. 6	Georgia Tech	H	89	70
Jan. 8	Vanderbilt	A	77	68
Jan. 12	Louisiana State	H	84	63
Jan. 15	Tennessee	A	95	82
Jan. 29	Georgia Tech	A	71	62
Jan. 31	Georgia	N2	86	59
Feb. 2	Florida	A	81	69
Feb. 10	Mississippi	H	83	60
Feb. 12	**Mississippi State**	**H**	**44**	**49**
Feb. 19	Vanderbilt	H	87	80
Feb. 24	Alabama	A	73	65
Feb. 26	Auburn	A	63	60
Mar. 5	Tulane	H	97	72
Mar. 10	Tennessee	H	90	59
	NCAA Tournament (Mideast Regional) (Iowa City, IA)			
Mar. 16	Butler		81	60
Mar. 17	**Ohio State**		64	74
			2141	1704

(N1) Louisville
(N2) Atlanta

—Leading Scorers—
Cotton Nash (6-5 So. C-F) 23.4
Larry Pursiful (6-1 Sr. G) 19.1
Carroll Burchett (6-4 Sr. C-F) 11.2
Scotty Baesler (6-0 Jr. G) 10.9
Roy Roberts (6-4 Jr. F) 7.0

1962-63—WON 16 LOST 9.

5th SEC (8-6)
UKIT Champions
Coach: Adolph Rupp
Captain: Scotty Baesler

Dec. 1	**Virginia Tech**	**H**	**77**	**80**
Dec. 8	Temple	A	56	52
Dec. 12	Florida State	H	83	54
Dec. 15	Northwestern	H	71	60
Dec. 17	**North Carolina**	**H**	**66**	**68**
	UK Invitation Tournament			
Dec. 21	Iowa		94	69
Dec. 22	West Virginia (finals)		79	75
Dec. 27	Dartmouth	H	95	49
Dec. 29	Notre Dame	N1	78	70
Dec. 31	**St. Louis**	**A**	**63**	**87**
Jan. 5	**Georgia Tech**	**H**	**85**	****86**
Jan. 7	Vanderbilt	A	106	82
Jan. 11	Louisiana State	A	63	56
Jan. 12	Tulane	A	81	72
Jan. 19	**Tennessee**	**H**	**69**	***78**
Jan. 26	Xavier	H	90	76
Jan. 28	**Georgia Tech**	**A**	**62**	**66**
Jan. 31	Georgia	H	74	67
Feb. 2	Florida	H	94	71
Feb. 9	Mississippi	N2	75	69
Feb. 11	**Mississippi State**	**A**	**52**	**56**
Feb. 18	**Vanderbilt**	**H**	**67**	**69**
Feb. 23	Auburn	H	78	59
Feb. 25	Alabama	H	80	63
Mar. 2	**Tennessee**	**A**	55	63
			1893	1697

(N1) Louisville (N2) Jackson, Miss.

—Leading Scorers—
Cotton Nash (6-5 Jr. F-C) 20.6
*Charles Ishmael (6-5 Jr. G) 11.1
Ted Deeken (6-3 Jr. F) 9.8
Scotty Baesler (6-0 Sr G) 9.7
Roy Roberts (6-4 Sr. F) 9.0
Ineligible second semester

1963-64—WON 21 LOST 6.

UKIT and Sugar Bowl Champions
SEC Champions (11-3)
Ranked 3rd UPI, 4th AP
Coach: Adolph Rupp
Co-Captains: Cotton Nash and Ted Deeken

Nov. 30	Virginia	H	75	64
Dec. 2	Texas Tech	H	107	91
Dec. 7	Northwestern	A	95	63
Dec. 9	North Carolina	H	100	80
Dec. 14	Baylor	H	101	65
	UK Invitation Tournament			
Dec. 20	Wisconsin		108	85
Dec. 21	Wake Forest (finals)		98	75
Dec. 28	Notre Dame	N1	101	81
	Sugar Bowl (New Orleans)			
Dec. 30	Loyola (La.)		86	64
Dec. 31	Duke (finals)		81	79
Jan. 4	**Georgia Tech**	**A**	**67**	**76**
Jan. 6	**Vanderbilt**	**A**	**83**	**85**
Jan. 10	Louisiana State	H	103	84
Jan. 11	Tulane	H	105	63
Jan. 18	Tennessee	H	66	57
Jan. 25	Georgia Tech	H	79	62
Feb. 1	Florida	A	77	72
Feb. 3	Georgia	A	103	83
Feb. 8	Mississippi	H	102	59
Feb. 10	Mississippi State	H	65	59
Feb. 17	Vanderbilt	H	104	73
Feb. 23	Auburn	N2	99	79
Feb. 24	**Alabama**	**A**	**59**	**65**
Feb. 29	Tennessee	A	42	38
Mar. 2	**St. Louis**	**H**	**60**	**67**
	NCAA Tournament (Mideast Regional) (Minneapolis)			
Mar. 13	**Ohio University**		69	85
Mar. 14	**Loyola (Chicago)**		91	100
			2326	1954

(N1) Louisville (N2) Montgomery, Ala.

—Leading Scorers—
Cotton Nash (6-5 Sr. C-F) 24.0
Ted Deeken (6-3 Sr. F) 18.5
Larry Conley (6-3 So. F-C) 12.2
Terry Mobley (6-2 Jr. G) 9.4
Randy Embry (5-11 Jr. G) 7.2

1964-65—WON 15 LOST 10.

5th SEC (10-6)
UKIT Runner Up
Coach: Adolph Rupp
Captain: Randy Embry

Dec. 4	Iowa	H	85	77
Dec. 7	**North Carolina**	**N1**	**67**	**82**
Dec. 9	Iowa State	H	100	74
Dec. 12	Syracuse	H	110	77
	UK Invitation Tournament			
Dec. 18	West Virginia		102	78
Dec. 19	**Illinois (finals)**		**86**	**91**
Dec. 22	**St. Louis**	**A**	**75**	**80**
Dec. 29	**Notre Dame**	**N2**	**97**	**111**
Jan. 2	Dartmouth	H	107	67
Jan. 5	**Vanderbilt**	**H**	**79**	**97**
Jan. 9	Louisiana State	A	79	66
Jan. 11	Tulane	A	102	72
Jan. 16	**Tennessee**	**A**	**58**	**77**
Jan. 18	Auburn	H	73	67
Jan. 23	**Florida**	**A**	**68**	**84**
Jan. 25	Georgia	A	102	82
Jan. 30	Florida	H	78	61
Feb. 1	Georgia	H	96	64
Feb. 6	Mississippi	H	102	65
Feb. 8	Mississippi State	H	74	56
Feb. 16	**Vanderbilt**	**A**	**90**	**91**
Feb. 20	**Auburn**	**A**	**69**	**88**
Feb. 22	**Alabama**	**A**	**71**	**75**
Feb. 27	Tennessee	H	61	60
Mar. 1	Alabama	H	78	72
			2109	1914

(N1) Charlotte, N.C. (N2) Louisville

—Leading Scorers—
Louie Dampier (6-0 So. G) 17.0
Pat Riley (6-4 So. F) 15.0
Tommy Kron (6-5 Jr. G-F) 12.3
John Adams (6-7 Sr. C) 11.8
Larry Conley (6-3 Jr. F) 11.6

1965-66—WON 27 LOST 2.

National Runner-Up in NCAA
SEC Champions (15-1)
UKIT Champions
Ranked First in Polls
Coach: Adolph Rupp
Honorary Captain:

Dec. 1	Hardin-Simmons	H	83	55
Dec. 4	Virginia	A	99	73
Dec. 8	Illinois	A	86	68
Dec. 11	Northwestern	H	86	75
	UK Invitation Tournament			
Dec. 17	Air Force		78	58
Dec. 18	Indiana (finals)		91	56
Dec. 22	Texas Tech	A	89	73
Dec. 29	Notre Dame	N1	103	69
Jan. 3	St. Louis	H	80	70
Jan. 8	Florida	A	78	64
Jan. 10	Georgia	A	69	**65
Jan. 15	Vanderbilt	H	96	83
Jan. 24	Louisiana State	H	111	85
Jan. 29	Auburn	H	115	78
Jan. 31	Alabama	H	82	62
Feb. 2	Vanderbilt	A	105	90
Feb. 5	Georgia	H	74	50
Feb. 7	Florida	H	85	75
Feb. 12	Auburn	A	77	64
Feb. 14	Alabama	A	90	67
Feb. 19	Mississippi State	A	73	69
Feb. 21	Mississippi	A	108	65
Feb. 26	Tennessee	H	78	64
Mar. 5	**Tennessee**	**A**	**62**	**69**
Mar. 7	Tulane	H	103	74
	NCAA Tournament (Mideast Regional) (Iowa City, Iowa)			
Mar. 11	# Dayton		86	79
Mar. 12	Michigan		84	77
	(Finals) (College Park, Md.)			
Mar. 18	Duke		83	79
Mar. 19	**Texas Western**		65	72
			2519	2028
	International Universities Tournament (Tel Aviv, Israel) (Not counted in Won-Loss Record)			
Aug. 3	Warsaw University		67	58
Aug. 4	Cambridge University		104	45
Aug. 6	Salonika University		91	60
Aug. 10	Istanbul University		82	36
Aug. 11	Warsaw University		87	57

(N1) Louisville

—Leading Scorers—
Pat Riley (6-4 Jr. F) 22.0
Louie Dampier (6-0 Jr. G) 21.1
Thad Jaracz (6-5 So. C) 13.2
Larry Conley (6-3 Sr. F) 11.5
Tommy Kron (6-5 Sr. G) 10.2

#Adolph Rupp wins his 747th game to pass Phog Allen of Kansas.

1966-67—WON 13 LOST 13.

(Worst Record under Rupp)
Tied 5th SEC (8-10)
UKIT Champions
Coach: Adolph Rupp
Honorary Captain:

Dec. 3	Virginia	H	104	84
Dec. 5	**Illinois**	**H**	**97**	***98**
Dec. 10	Northwestern	A	118	116
Dec. 13	**North Carolina**	**H**	**55**	**64**
Dec. 17	**Florida**	**H**	**75**	**78**
	UK Invitation Tournament			
Dec. 22	Oregon State		96	66
Dec. 23	Kansas State (finals)		83	79
Dec. 28	**Cornell**	**H**	**77**	**92**
Dec. 31	Notre Dame	N1	96	85
Jan. 5	**Vanderbilt**	**H**	**89**	***91**
Jan. 14	**Florida**	**A**	**72**	**89**
Jan. 16	**Georgia**	**A**	**40**	**49**
Jan. 21	Auburn	H	60	58
Jan. 23	**Tennessee**	**H**	**50**	****52**
Jan. 28	Louisiana State	H	102	72
Jan. 30	Mississippi	H	96	53
Feb. 4	Louisiana State	A	105	84
Feb. 6	Mississippi	A	79	70
Feb. 11	**Mississippi State**	**H**	**72**	***77**
Feb. 13	**Tennessee**	**A**	**57**	**76**
Feb. 18	#Mississippi State	A	103	74
Feb. 20	Georgia	H	101	76
Feb. 25	**Alabama**	**A**	**71**	**81**
Feb. 27	**Auburn**	**A**	**49**	**60**
Mar. 4	**Vanderbilt**	**A**	**94**	**110**
Mar. 6	Alabama	H	110	78
			2151	2012

(N1) Louisville

—Leading Scorers—
Louie Dampier (6-0 Sr. G) 20.6
Pat Riley (6-4 So. F) 17.4
Thad Jaracz (6-5 Jr. C-F) 11.3
Cliff Berger (6-8 Jr. C) 11.3
Phil Argento (6-0 So. G) 5.2

#Coach Rupp passes Western Kentucky's E. A. Diddle to become the all-time winningest coach with 760 victories.

1967-68—WON 22 LOST 5.

SEC Champions (15-3)
UKIT Champions
Ranked 4th in Polls
Coach: Adolph Rupp
Captain: Thad Jaracz

Dec. 2	Michigan	A	96	79
Dec. 4	Florida	H	99	76
Dec. 6	Xavier	H	111	76
Dec. 9	Pennsylvania	H	64	49
Dec. 12	**North Carolina**	**N1**	**77**	**84**
	UK Invitation Tournament			
Dec. 22	Dayton		88	85
Dec. 23	South Carolina (finals)		76	66
Dec. 30	Notre Dame	N2	81	73
Jan. 6	Vanderbilt	A	94	78
Jan. 8	Alabama	A	84	76
Jan. 13	**Florida**	**A**	**78**	**96**
Jan. 15	Georgia	H	104	73
Jan. 20	**Auburn**	**A**	**73**	**74**
Jan. 22	**Tennessee**	**A**	**59**	**87**
Jan. 27	Louisiana State	A	121	95
Jan. 29	Mississippi	A	85	76
Feb. 3	Louisiana State	H	109	96
Feb. 5	Mississippi	H	78	62
Feb. 10	Mississippi State	A	92	84
Feb. 12	Tennessee	H	60	59
Feb. 17	Mississippi State	H	107	81
Feb. 19	Georgia	A	106	87
Feb. 24	Alabama	H	96	83
Feb. 26	Auburn	H	89	57
Mar. 2	Vanderbilt	H	85	80
	NCAA Tournament (Mideast Regional) (Lexington)			
Mar. 15	Marquette		107	89
Mar. 16	**Ohio State**		81	82
			2400	2103

(N1) Greensboro, N.C. (N2) Louisville

—Leading Scorers—
Mike Casey (6-4 So. G) 20.1
Dan Issel (6-8 So. C) 16.4
Mike Pratt (6-4 So. F) 14.1
Phil Argento (6-2 Jr. G) 12.3
Thad Jaracz (6-5 Sr. F) 11.3

1968-69—WON 23 LOST 5.

SEC Champions (16-2)
UKIT Champions
Ranked 7th in Polls
Coach: Adolph Rupp
Captain: Phil Argento

Nov. 30	Xavier	H	115	77
Dec. 2	Miami	A	86	77
Dec. 7	**North Carolina**	**H**	**77**	**87**

Dec. 14	Pennsylvania	A	102	78
	UK Invitation Tournament			
Dec. 20	Michigan		112	104
Dec. 21	Army (finals)		80	65
Dec. 28	Notre Dame	N1	110	90
Dec. 31	**Wisconsin**	**N2**	**65**	**69**
Jan. 4	Mississippi	A	69	59
Jan. 6	Mississippi State	A	91	72
Jan. 11	Florida	H	88	67
Jan. 13	Georgia	H	88	68
Jan. 18	Tennessee	A	69	66
Jan. 25	Louisiana State	A	108	96
Jan. 27	Alabama	A	83	*70
Feb. 1	Vanderbilt	H	103	89
Feb. 3	Auburn	H	105	93
Feb. 8	Mississippi	H	104	68
Feb. 10	Mississippi State	H	91	69
Feb. 15	**Florida**	**A**	**81**	**82**
Feb. 17	Georgia	A	85	77
Feb. 22	Louisiana State	H	103	89
Feb. 26	Alabama	H	108	79
Mar. 1	**Vanderbilt**	**A**	**99**	**101**
Mar. 3	Auburn	A	90	86
Mar. 8	Tennessee	H	84	69
	NCAA Tournament (Mideast Regional) (Madison, Wisc.)			
Mar. 13	**Marquette**		**74**	**81**
Mar. 15	Miami		72	71
			2542	2199

(N1) Louisville (N2) Chicago

—Leading Scorers—

Dan Issel (6-8 Jr. C) 26.6
Mike Casey (6-4 Jr. G) 19.1
Mike Pratt (6-4 Jr. F) 16.9
Phil Argento (6-2 Sr. G) 10.0
Larry Steele (6-5 So. F) 8.6

1969-70—WON 26, LOST 2.

SEC Champions (17-1)
UKIT Champions
Ranked First in Polls

Coach: Adolph Rupp
Co-Captains: Dan Issel and Mike Pratt

Dec. 1	West Virginia	H	106	87
Dec. 6	Kansas	H	115	85
Dec. 8	North Carolina	N1	94	87
Dec. 13	Indiana	H	109	92
	UK Invitation Tournament			
Dec. 19	Navy		73	59
Dec. 20	Duke (finals)		98	76
Dec. 27	Notre Dame	N2	102	100
Dec. 29	Miami (Ohio)	H	80	58
Jan. 3	Mississippi	H	95	73
Jan. 5	Mississippi State	H	111	76
Jan. 10	Florida	A	88	69
Jan. 12	Georgia	A	72	71
Jan. 17	Tennessee	H	68	52
Jan. 24	Louisiana State	H	109	96
Jan. 26	Alabama	H	86	71
Jan. 31	**Vanderbilt**	**A**	**81**	**89**
Feb. 2	Auburn	A	84	83
Feb. 7	Mississippi	A	120	85
Feb. 9	Mississippi State	A	86	57
Feb. 14	Florida	H	110	66
Feb. 16	Georgia	H	116	86
Feb. 21	Louisiana State	A	121	105
Feb. 23	Alabama	A	98	89
Feb. 28	Vanderbilt	H	90	86
Mar. 2	Auburn	H	102	81
Mar. 7	Tennessee	A	86	69
	NCAA Tournament (Mideast Regional) (Columbus, Ohio)			
Mar. 12	Notre Dame		109	99
Mar. 14	**Jacksonville**		100	106
			2709	2253

(N1) Charlotte, N.C. (N2) Louisville

—Leading Scorers—

Dan Issel (6-8 Sr. C) 33.9
Mike Pratt (6-4 Sr. F) 19.3
Tom Parker (6-6 So. F) 10.4
Larry Steele (6-5 Jr. F) 8.8
Terry Mills (6-2 Jr. G) 8.1

1970-71—WON 22 LOST 6.

SEC Champions (16-2)
UKIT Runner Up
Ranked 10th AP

Coach: Adolph Rupp
Honorary Co-Captains: Mike Casey and Larry Steele

Dec. 1	Northwestern	A	115	100
Dec. 5	Michigan	H	104	93
Dec. 7	West Virginia	A	106	100
Dec. 12	Indiana	A	95	*93
	UK Invitation Tournament			
Dec. 18	DePaul		106	85
Dec. 19	**Purdue (finals)**		**83**	**89**
Dec. 22	Oregon State	H	84	78
Dec. 29	**Notre Dame**	**N1**	**92**	**99**
Jan. 2	Mississippi	A	103	95
Jan. 4	Mississippi State	A	79	71
Jan. 9	Florida	H	101	75
Jan. 11	Georgia	H	79	66
Jan. 16	**Tennessee**	**A**	**71**	**75**
Jan. 23	Louisiana State	A	82	79
Jan. 25	Alabama	A	86	73
Jan. 30	Vanderbilt	H	102	92
Feb. 1	Auburn	H	114	76
Feb. 6	Mississippi	H	121	86
Feb. 8	Mississippi State	H	102	83
Feb. 13	**Florida**	**A**	**65**	**74**
Feb. 15	Georgia	A	107	95
Feb. 20	Louisiana State	H	110	73
Feb. 22	Alabama	H	101	74
Feb. 27	Vanderbilt	A	119	90
Mar. 1	Auburn	A	102	83
Mar. 6	Tennessee	H	84	78
	NCAA Tournament (Mideast Regional) (Athens, Ga.)			
Mar. 18	**Western Kentucky**		**83**	**107**
Mar. 20	**Marquette**		74	91
			2670	2373

(N1) Louisville

—Leading Scorers—

Tom Parker (6-7 Jr. F) 17.6
Mike Casey (6-4 Sr. G) 17.0
Tom Payne (7-2 So. C) 16.9
Kent Hollenbeck (6-4 Jr. G) 14.0
Larry Steele (6-5 Sr. F) 13.1

1971-72—WON 21 LOST 7.

SEC Champions (14-4)
UKIT Champions
Ranked 14th UPI and 18th AP

Coach: Adolph Rupp
Honorary Co-Captains: Stan Key and Tom Parker

Dec. 1	Northwestern	H	94	85
Dec. 4	Kansas	A	79	69
Dec. 6	Kansas State	A	71	64
Dec. 11	**Indiana**	**N1**	**89**	****90**
Dec. 13	**Michigan State**	**H**	**85**	**91**
	UK Invitation Tournament			
Dec. 17	Missouri		83	79
Dec. 18	Princeton (finals)		96	82
Dec. 28	Notre Dame	N1	83	67
Jan. 8	Mississippi	H	93	82
Jan. 10	Mississippi State	H	104	76
Jan. 15	**Florida**	**A**	**70**	**72**
Jan. 17	**Georgia**	**A**	**73**	**85**
Jan. 22	Tennessee	H	72	70
Jan. 24	Vanderbilt	H	106	80
Jan. 29	Louisiana State	H	89	71
Jan. 31	Alabama	H	77	74
Feb. 5	Vanderbilt	A	85	*80
Feb. 7	Auburn	A	78	72
Feb. 12	Mississippi	A	90	82
Feb. 14	Mississippi State	A	63	55
Feb. 19	Florida	H	95	68
Feb. 21	Georgia	H	87	63
Feb. 26	**Louisiana State**	**A**	**71**	**88**
Feb. 28	**Alabama**	**A**	**70**	**73**
Mar. 6	Auburn	H	102	67
Mar. 9	Tennessee	A	67	66
	(Earned NCAA bid by beating Tennessee twice.)			
	NCAA Tournament (Mideast Regional) (Dayton, Ohio)			
Mar. 16	Marquette		85	69
Mar. 18	**Florida State**		54	73
			2311	2093

(N1) Louisville

—Leading Scorers—

Jim Andrews (6-11 Jr. C) 21.5
Tom Parker (6-7 Sr. F) 18.0
Ronnie Lyons (5-10 So. G) 13.2
Stan Key (6-3 Sr. G) 12.5
Larry Stamper (6-6 Jr. F) 10.3

JOE B. HALL ERA

1972-73—WON 20 LOST 8.

SEC Champions (14-4)
UKIT Champions
Ranked 15th UPI and 17th AP

Coach: Joe B. Hall
Honorary Captain: Jim Andrews

Dec. 2	Michigan State	A	75	66
Dec. 4	**Iowa**	**H**	**66**	**79**
Dec. 9	**Indiana**	**A**	**58**	**64**
Dec. 11	**North Carolina**	**N1**	**70**	**78**
	UK Invitation Tournament			
Dec. 15	Nebraska		85	60
Dec. 16	Oregon (finals)		95	68
Dec. 23	Kansas	H	77	71
Dec. 30	Notre Dame	N1	65	63
Jan. 6	**Mississippi**	**A**	**58**	**61**
Jan. 8	Mississippi State	A	90	81
Jan. 13	Florida	H	95	65
Jan. 15	Georgia	H	89	68
Jan. 20	**Tennessee**	**A**	**64**	**65**
Jan. 22	**Vanderbilt**	**A**	**75**	**76**
Jan. 27	Louisiana State	A	86	71
Jan. 29	Alabama	A	95	93
Feb. 3	**Vanderbilt**	**H**	**76**	**83**
Feb. 5	Auburn	H	88	57
Feb. 10	Mississippi	H	88	70
Feb. 12	Mississippi State	H	100	*87
Feb. 17	Florida	A	94	83
Feb. 19	Georgia	A	99	86
Feb. 24	Louisiana State	H	94	76
Feb. 26	Alabama	H	111	95
Mar. 3	Auburn	A	91	79
Mar. 8	Tennessee	H	86	81
	NCAA Tournament (Mideast Regional) (Nashville, Tenn.)			
Mar. 15	Austin Peay		106	*100
Mar. 17	**Indiana**		65	72
			2341	2098

(N1) Louisville

—Leading Scorers—

Jim Andrews (6-11 Sr. C) 20.1
Kevin Grevey (6-5 So. F) 18.7
Jimmy Dan Conner (6-4 So. G-F) 11.2
Ronnie Lyons (5-10 Jr. G) 9.2
Mike Flynn (6-3 So. G) 9.1

1973-74—WON 13, LOST 13.

UKIT Champions
Worst Under Hall
Tied 4th SEC (9-9)

Coach: Joe B. Hall
Captain: Ronnie Lyons

Dec. 1	Miami (Ohio)	H	81	68
Dec. 3	**Kansas**	**A**	**63**	**71**
Dec. 8	**Indiana**	**N1**	**68**	**77**
Dec. 10	**North Carolina**	**N2**	**84**	**101**
Dec. 14	Iowa	A	88	80
	UK Invitation Tournament			
Dec. 21	Dartmouth		102	77
Dec. 22	Stanford (finals)		78	77
Dec. 29	**Notre Dame**	**N1**	**79**	**94**
Jan. 5	**Louisiana State**	**A**	**84**	**95**
Jan. 7	Georgia	H	80	74
Jan. 12	Auburn	H	79	58
Jan. 14	**Tennessee**	**A**	**54**	**67**
Jan. 19	Mississippi	H	93	64
Jan. 21	**Alabama**	**A**	**77**	**81**
Jan. 26	Florida	A	91	82
Jan. 28	**Vanderbilt**	**H**	**65**	**82**
Feb. 2	Mississippi State	A	82	70
Feb. 4	Louisiana State	H	73	70
Feb. 9	Georgia	A	86	72
Feb. 11	**Auburn**	**A**	**97**	***99**
Feb. 16	Tennessee	H	61	58
Feb. 18	**Mississippi**	**A**	**60**	**61**
Feb. 23	**Alabama**	**H**	**71**	**94**
Feb. 25	**Florida**	**H**	**65**	**75**
Mar. 2	**Vanderbilt**	**A**	**69**	**71**
Mar. 4	Mississippi State	H	108	69
			2038	1987

(N1) Louisville (N2) Greensboro, N.C.

—Leading Scorers—

Kevin Grevey (6-5 Jr. F) 21.9
Bob Guyette (6-9 Jr. C) 12.7
Jimmy Dan Conner (6-4 Jr. F-G) 12.0
Mike Flynn (6-3 Jr. G) 11.5
Ronnie Lyons (5-10 Sr. G) 7.8

1974 Australian Exhibition Tour
(Not counted in Won-Lost Record)

May 13	Tahitian National Team	116	62
May 17	**Australia**	**87**	**97**
May 18	Newcastle	90	78
May 19	N.S.W. All Stars	123	67
May 21	Illawaarra Hawks	115	57
May 22	N.S.W. All Stars	106	50
May 23	A.C.T.	96	69
May 25	Bulleen Heidelberg	88	83
May 26	St. Kilda Business House	80	67
May 27	Nunawading	99	82
May 28	**Melbourne**	**79**	**86**
May 30	Gippsland All Stars	127	74
May 31	Bulleen Heidelberg	72	71
June 1	Laker All Stars	111	83
June 3	South Australian All Stars	109	96
June 4	South Australian All Stars	110	81
June 5	South Australian All Stars	111	84
June 6	Coburg	108	82
June 7	St. Kilda Business House	96	85
		1923	1454

1974-75—WON 26, LOST 5.

National Runner-Up (NCAA Tournament)
SEC Co-Champions (15-3)
UKIT Champions
Ranked 2nd AP, 4th UPI

Coach: Joe B. Hall
Captain: Jimmy Dan Conner

Nov. 30	Northwestern	H	97	70
Dec. 2	Miami (Ohio)	A	80	73
Dec. 7	Indiana	A	74	98
Dec. 9	North Carolina	N1	90	78
	UK Invitation Tournament			
Dec. 20	Washington State		97	75
Dec. 21	Oklahoma State (finals)		90	65
Dec. 23	Kansas	N1	100	63
Dec. 28	Notre Dame	N1	113	96
Jan. 4	Louisiana State	H	115	80
Jan. 6	Georgia	A	96	77
Jan. 11	**Auburn**	**A**	**85**	**90**
Jan. 13	Tennessee	H	88	82
Jan. 18	Mississippi	A	85	82
Jan. 20	Alabama	H	74	69
Jan. 25	Florida	H	87	65
Jan. 27	Vanderbilt	A	91	90
Feb. 1	Mississippi State	H	112	79
Feb. 3	Louisiana State	A	77	76
Feb. 8	Georgia	H	75	61
Feb. 10	Auburn	H	119	76
Feb. 15	**Tennessee**	**A**	**98**	**103**
Feb. 17	Mississippi	H	108	89
Feb. 22	Alabama	A	84	79
Feb. 24	**Florida**	**A**	**58**	**66**
Mar. 1	Vanderbilt	H	109	84
Mar. 8	Mississippi State	A	118	80
	NCAA Tournament (Mideast Regional) (Tuscaloosa, Ala. and Dayton, Ohio)			
Mar. 15	Marquette	N2	76	54
Mar. 20	Central Michigan	N3	90	73
Mar. 22	Indiana	N3	92	90
	NCAA Final Four (San Diego, Calif.)			
Mar. 29	Syracuse		95	79
Mar. 31	**UCLA**		85	92
			2858	2434

(N1) Louisville (N2) Tuscaloosa, Ala.
(N3) Dayton, Ohio

—Leading Scorers—

Kevin Grevey (6-5 Sr. F) 23.6
Jimmy Dan Conner (6-4 Sr. G) 12.4
Rick Robey (6-10 Fr. C) 10.4
Jack Givens (6-4 Fr. F) 9.4
Mike Flynn (6-3 Sr. G) 9.0
Bob Guyette (6-9 Sr. F) 8.6

1975-76—WON 20, LOST 10.

UKIT Champions
NIT Champions
Tied 4th SEC (11-7)

Coach: Joe B. Hall
Captain: Jack Givens

Dec. 1	**Northwestern**	**A**	**77**	**89**
Dec. 8	**North Carolina**	**N1**	**77**	**90**
Dec. 10	Miami	H	91	69
Dec. 13	Kansas	A	54	48
Dec. 15	**Indiana**	**N2**	**68**	***77**
	UK Invitation Tournament			
Dec. 19	Georgia Tech		66	64
Dec. 20	Oregon State (finals)		82	74
Dec. 30	Notre Dame	N2	79	77
Jan. 3	**Mississippi State**	**A**	**73**	**77**
Jan. 5	**Alabama**	**A**	**63**	**76**
Jan. 10	**Tennessee**	**H**	**88**	***90**
Jan. 12	Georgia	H	92	76
Jan. 17	Vanderbilt	H	77	76
Jan. 24	Florida	A	89	82
Jan. 26	**Auburn**	**A**	**84**	***91**
Jan. 31	Mississippi	H	89	81
Feb. 2	Louisiana State	H	85	71
Feb. 7	**Tennessee**	**A**	**85**	**92**
Feb. 9	**Georgia**	**A**	**81**	**86**
Feb. 14	**Vanderbilt**	**A**	**65**	**69**
Feb. 21	Florida	H	96	89
Feb. 23	Auburn	H	93	82
Feb. 28	Mississippi	A	94	87
Mar. 1	Louisiana State	A	85	70
Mar. 6	Alabama	H	90	85
Mar. 8	Mississippi State	H	94	*93
	National Invitation Tournament (New York)			
Mar. 13	Niagara		67	61
Mar. 16	Kansas State		81	78
Mar. 18	Providence		79	78
Mar. 21	U.N.C. Charlotte (finals)		71	67
			2415	2345

(N1) Charlotte, N.C. (N2) Louisville

—Leading Scorers—

Jack Givens (6-4 So. F) 20.1
Mike Phillips (6-10 So. C) 15.6
Larry Johnson (6-2 Jr. G) 11.2
James Lee (6-5 So. F) 9.3
Rick Robey (6-10 So. C-F)* 15.6
Reggie Warford (6-1 Sr. G) 6.5
*Played in 12 games.

LOSSES ARE IN BOLDFACE. *OVERTIME GAMES

RUPP ARENA ERA

1976-77—WON 26, LOST 4.

SEC Co-Champions (16-2)
Ranked 6th AP, 5th UPI

Coach: Joe B. Hall
Captains: Larry Johnson and Merion Haskins

Nov. 27	Wisconsin	H	72	64
Dec. 2	Texas Christian	H	103	53
Dec. 6	Indiana	A	66	51
Dec. 11	Kansas	H	90	63
Dec. 13	South Carolina	A	98	67
	UK Invitation Tournament			
Dec. 17	Bowling Green State		77	59
Dec. 18	**Utah (finals)**		**68**	**70**
Dec. 30	Notre Dame	N1	102	78
Jan. 3	Georgia	H	64	*59
Jan. 8	Vanderbilt	A	64	62
Jan. 12	**Tennessee**	**H**	**67**	*71
Jan. 15	Auburn	A	75	68
Jan. 17	Florida	A	73	71
Jan. 22	Louisiana State	H	87	72
Jan. 24	Mississippi	H	100	73
Jan. 29	Alabama	A	87	85
Jan. 31	Mississippi State	A	92	85
Feb. 5	Vanderbilt	H	113	73
Feb. 7	Florida State	N1	97	57
Feb. 12	Auburn	H	89	82
Feb. 14	Florida	H	104	78
Feb. 19	Louisiana State	A	90	76
Feb. 21	Mississippi	A	81	69
Feb. 26	Alabama	H	85	70
Feb. 28	Mississippi State	H	77	64
Mar. 5	**Tennessee**	**A**	**79**	**81**
Mar. 1	Georgia	A	72	54
	NCAA Tournament (East Regional) (Philadelphia, Pa. and College Park, Md.)			
Mar. 12	Princeton	N2	72	58
Mar. 17	VMI	N3	93	78
Mar. 19	**North Carolina**	**N3**	**72**	**79**
			2509	2070

(N1) Louisville (N2) Philadelphia, Pa.
(N3) College Park, Md.

—Leading Scorers—

Jack Givens (6-4 Jr. F) 18.9
Rick Robey (6-10 Jr. F) 14.2
Mike Phillips (6-10 Jr. C) 12.2
Larry Johnson (6-3 Sr. G) 10.7
James Lee (6-5 Jr. F) 9.8
Jay Shidler (6-1 Fr. G) 7.8
Truman Claytor (6-1 So. G) 6.6

1977-78—WON 30, LOST 2.

National Champions (NCAA Tournament)
SEC Champions (16-2)
UKIT Champions
Ranked 1st AP and UPI

Coach: Joe B. Hall
Captains: Jack Givens and Rick Robey

Nov. 26	Southern Methodist	H	110	86
Dec. 5	Indiana	H	78	64
Dec. 10	Kansas	A	73	66
Dec. 12	South Carolina	H	84	65
	UK Invitation Tournament			
Dec. 16	Portland State		114	88
Dec. 17	St. John's (finals)		102	72
Dec. 23	Iona	H	104	65
Dec. 31	Notre Dame	N1	73	68
Jan. 2	Vanderbilt	H	72	59
Jan. 7	Florida	A	86	67
Jan. 9	Auburn	A	101	77
Jan. 14	Louisiana State	H	96	76
Jan. 16	Mississippi	H	76	56
Jan. 21	Mississippi State	A	75	65
Jan. 23	**Alabama**	**A**	**62**	**78**
Jan. 30	Georgia	H	90	73
Feb. 4	Florida	H	88	61
Feb. 6	Auburn	H	104	81
Feb. 11	**Louisiana State**	**A**	**94**	*95
Feb. 13	Mississippi	A	64	52
Feb. 15	Tennessee	H	90	77
Feb. 18	Mississippi State	H	58	56
Feb. 20	Alabama	H	97	84
Feb. 25	Tennessee	A	68	57
Feb. 27	Georgia	A	78	67
Mar. 4	Nevada-Las Vegas	H	92	70
Mar. 6	Vanderbilt	A	78	68
	NCAA Tournament (Mideast Regional) (Knoxville, Tenn. and Dayton, Ohio)			
Mar. 11	Florida State	N2	85	76
Mar. 16	Miami (Ohio)	N3	91	69
Mar. 18	Michigan State	N3	52	49
	Finals (St. Louis, Mo.)			
Mar. 25	Arkansas		64	59
Mar. 27	Duke		94	88
			2693	2234

NCAA CHAMPIONS FOR FIFTH TIME
(N1) Louisville (N2) Knoxville, Tenn.
(N3) Dayton, Ohio

—Leading Scorers—

Jack Givens (6-4 Sr. F) 18.1
Rick Robey (6-10 Sr. F) 14.4
Kyle Macy (6-3 So. G) 12.5
James Lee (6-5 Sr. F) 11.3
Mike Phillips (6-10 Sr. C) 10.2
Truman Claytor (6-1 Jr. G) 6.9

1978 Japan Exhibition Tour
(All games vs. Japan National Team)
(Not counted in Win-Loss Record)

Jun. 13	at Tokyo	104	71
Jun. 15	at Niigata	102	89
June 18	at Nagoya	97	59
June 19	at Osaka	87	82
June 20	at Fukuoka	88	61
June 22	at Nagasaki	122	79
June 24	at Tokyo	125	57
		705	498

1978-79—WON 19, LOST 12.

6th in SEC (10-8)
SEC Tournament Runner-Up

Coach: Joe B. Hall
Captains: Dwane Casey and Truman Claytor

Dec. 2	LaSalle	H	109	77
Dec. 4	West Texas	H	121	67
Dec. 9	Kansas	H	67	*66
Dec. 16	**Indiana**	**A**	**67**	*68
	UK Invitation Tournament			
Dec. 22	**Texas A & M**		**69**	**73**
Dec. 23	Syracuse		94	87
Dec. 30	Notre Dame	N1	81	76
Jan. 3	**Florida**	**A**	**65**	**76**
Jan. 6	**Louisiana State**	**H**	**89**	**93**
Jan. 8	Mississippi	H	90	64
Jan. 13	**Alabama**	**A**	**52**	**55**
Jan. 15	**Mississippi State**	**A**	**61**	**63**
Jan. 20	**Tennessee**	**H**	**55**	**66**
Jan. 22	Georgia	H	73	64
Jan. 25	Auburn	A	86	*83
Jan 27	Florida	H	87	81
Jan. 29	Auburn	H	66	59
Feb. 3	**Louisiana State**	**A**	**61**	**70**
Feb. 5	Mississippi	A	87	82
Feb. 7	**Vanderbilt**	**A**	**58**	**68**
Feb. 10	Alabama	H	80	71
Feb. 12	Mississippi State	H	80	65
Feb 17	**Tennessee**	**A**	**84**	**101**
Feb. 19	Georgia	A	90	74
Feb. 23	Vanderbilt	H	96	70
Feb. 25	South Carolina	A	79	74
	SEC Tournament (Birmingham, Ala)			
Feb. 28	Mississippi		82	77
Mar. 1	Alabama		101	100
Mar. 2	Louisiana State		80	67
Mar. 3	**Tennessee**		**69**	*75
	National Invitation Tournament (Lexington)			
Mar. 7	**Clemson**		**67**	*68
			2446	2280

(N1) Louisville

—Leading Scorers—

Kyle Macy (6-3 Jr. G) 15.2
Dwight Anderson (6-3 Fr. G) 13.3
LaVon Williams (6-6 So. F) 11.5
Fred Cowan (6-8 So. C-F) 9.4
Truman Claytor (6-1 Sr. G) 8.7

1979-80—WON 29, LOST 6.

SEC Champions (15-3)
SEC Tournament Runner-Up
UKIT Champions
Great Alaska Shootout Champions
Ranked 4th AP, 3rd UPI

Coach: Joe B. Hall
Captain: Kyle Macy

Nov. 17	**Duke**	**N1**	**76**	*82
	Great Alaska Shootout			
Nov. 30	Bradley	N2	79	58
Dec. 1	Alaska	N2	97	68
Dec. 2	Iona	N2	57	50
Dec. 8	Baylor	H	80	46
Dec. 10	South Carolina	H	126	81
Dec. 12	Kansas	A	57	56
Dec. 15	Indiana	H	69	58
Dec. 17	Georgia	N3	95	69
	UK Invitation Tournament			
Dec. 21	California		78	52
Dec. 22	Purdue (finals)		61	60
Dec. 29	Notre Dame	N4	86	80
Jan. 2	Auburn	H	67	65
Jan. 5	**Tennessee**	**A**	**47**	**49**
Jan. 9	Mississippi	A	79	73
Jan. 12	**Alabama**	**H**	**64**	**78**
Jan. 17	Florida	A	76	63
Jan. 19	Vanderbilt	H	106	90
Jan. 23	Mississippi State	A	89	67
Jan. 26	Georgia	H	56	49
Jan. 28	**Louisiana State**	**H**	**60**	**65**
Jan. 30	Auburn	A	64	62
Feb. 2	Tennessee	H	83	75
Feb. 6	Mississippi	H	86	72
Feb. 9	Alabama	A	72	63
Feb. 13	Florida	H	95	70
Feb. 15	Vanderbilt	A	91	73
Feb. 17	Nevada-Las Vegas	A	74	69
Feb. 20	Mississippi State	H	71	65
Feb. 24	Louisiana State	A	76	*74
	SEC Tournament (Birmingham, Ala.)			
Feb. 28	Auburn		69	61
Feb. 29	Mississippi		70	67
Mar. 1	**Louisiana State**		**78**	**80**
	NCAA Tournament (Mideast Regional) (Bowling Green and Lexington)			
Mar. 8	Florida State	N5	97	78
Mar. 13	**Duke**	**H**	**54**	**55**
			2685	2323

(N1) Springfield, Mass. (N2) Anchorage, Alaska
(N3) Atlanta, Ga. (N4) Louisville
(N5) Bowling Green

—Leading Scorers—

Kyle Macy (6-3 Sr. G) 15.4
Sam Bowie (7-1 Fr. C) 12.9
Fred Cowan (6-8 Jr. F) 12.5
LaVon Williams (6-7 Sr. F) 7.5
Jay Shidler (6-1 Sr. G) 6.2

1980-81—WON 22 LOST 6.

SEC Runner-Up (15-3)
UKIT Champions
Ranked 8th AP and UPI

Coach: Joe B. Hall
Captain: Chuck Verderber

Nov. 29	East Tennessee	H	62	57
Dec. 3	Ohio State	H	70	64
Dec. 6	Indiana	A	68	66
Dec. 13	Kansas	H	87	73
	UK Invitation Tournament			
Dec. 19	Alaska		91	56
Dec. 20	Alabama-Birmingham (finals)		61	53
Dec. 27	**Notre Dame**	**N1**	**61**	**67**
Dec. 30	Maine	H	100	54
Jan. 3	Georgia	H	76	62
Jan. 7	Auburn	A	79	66
Jan. 10	Tennessee	H	48	47
Jan. 14	Mississippi	H	64	55
Jan. 17	**Alabama**	**A**	**55**	**59**
Jan. 19	**Louisiana State**	**A**	**67**	**81**
Jan. 21	Florida	H	102	48
Jan. 24	Vanderbilt	A	78	64
Jan. 28	Mississippi State	H	71	64
Jan. 31	Georgia	A	71	**68
Feb. 4	Auburn	H	102	74
Feb. 7	**Tennessee**	**A**	**71**	**87**
Feb. 11	Mississippi	A	62	55
Feb 14	Alabama	H	77	62
Feb. 18	Florida	A	69	56
Feb. 21	Vanderbilt	H	80	48
Feb. 25	Mississippi State	A	78	74
Mar. 1	Louisiana State	H	73	71
	SEC Tournament (Birmingham, Ala.)			
Mar. 5	**Vanderbilt**		**55**	60
	NCAA Tournament (Mideast Regional) (Tuscaloosa, Ala.)			
Mar. 15	**Alabama-Birmingham**		**62**	**69**
			2040	1760

(N1) Louisville

—Leading Scorers—

Sam Bowie (7-1 So. C) 17.4
Dirk Minniefield (6-3 So. G) 10.4
Derrick Hord (6-6 So. G-F) 8.9
Fred Cowan (6-8 Sr. F) 8.2
Chuck Verderber (6-6 Jr. F) 7.5

1981-82—WON 22, LOST 8.

SEC Co-Champions (13-5)
UKIT Champions
Ranked 8th AP, 9th UPI

Coach: Joe B. Hall
Captain: Chuck Verderber

Nov. 28	Akron	H	83	64
Dec. 5	Ohio State	A	78	62
Dec. 8	Indiana	H	85	69
Dec. 12	Kansas	A	77	*74
	UK Invitation Tournament			
Dec. 18	Jacksonville		107	91
Dec. 19	Seton Hall (finals)		98	74
Dec. 26	**North Carolina**	**N1**	**69**	**82**
Dec. 29	Notre Dame	N2	34	*28
Jan. 2	Georgia	A	68	66
Jan. 6	Auburn	H	83	71
Jan. 9	**Tennessee**	**A**	**66**	**70**
Jan. 13	**Mississippi**	**A**	**65**	**67**
Jan. 16	Alabama	H	86	69
Jan. 20	Florida	A	91	76
Jan. 23	Vanderbilt	H	67	58
Jan. 25	Louisiana State	H	76	65
Jan. 27	**Mississippi State**	**A**	**51**	**56**
Jan. 30	Georgia	H	82	73
Feb. 3	**Auburn**	**A**	**81**	**83
Feb. 6	Tennessee	H	77	67
Feb. 10	Mississippi	H	56	49
Feb. 13	Alabama	A	72	62
Feb. 17	Florida	H	84	78
Feb. 20	Vanderbilt	A	73	69
Feb. 24	Mississippi State	H	71	54
Feb. 27	**Louisiana State**	**A**	**78**	**94**
	SEC Tournament (Lexington)			
Mar. 4	Auburn		89	66
Mar. 5	Mississippi		62	58
Mar. 6	**Alabama**		**46**	**48**
	NCAA Mideast Regional (Nashville, Tenn.)			
Mar. 4	**Middle Tennessee**		**44**	**50**
			2199	1993

(N1) East Rutherford, N.J. (N2) Louisville

—Leading Scorers—

Derrick Hord (6-6 Jr. F) 16.3
Jim Master (6-5 So. G) 13.4
Melvin Turpin (6-10 So. C) 13.1
Dirk Minniefield (6-3 Jr. G) 11.3
Charles Hurt (6-6 Jr. F) 6.6

1982 Japan Exhibition Tour
(not Counted in Win-Loss Record)

July 1	W. Germany at Kariya	84	73
July 2	France at Kyotta	77	65
July 4	W. Germany at Sapporo	82	72
July 7	Japan Nat. at Akita	86	66
July 10	France at Moebashi	86	83
July 11	Japan at Tokyo	106	71

Note: the Wildcats also toured Taiwan and Hong Kong during the 1982 trip. The following are results of games played there:

July 12	China #2 at Taipei	86	63
July 15	China #1 at Hong Kong	119	48

1982-83—WON 23, LOST 8.

SEC Champions (13-5)
UKIT Champions
Ranked 12th AP and UPI

Coach: Joe B. Hall
Captain: Charles Hurt

Nov. 27	Butler	H	90	53
Dec. 1	Notre Dame	A	58	45
Dec. 4	Villanova	H	93	79
Dec. 7	Detroit	H	83	46
Dec. 11	Illinois	H	76	57
	UK Invitation Tournament			
Dec. 17	Duquesne		55	42
Dec. 18	Tulane (finals)		80	61
Dec. 22	**Indiana**	**A**	**59**	**62**
Dec. 29	Kansas	N1	83	62
Jan. 3	Mississippi	H	72	60
Jan. 5	Louisiana State	H	52	50
Jan. 8	**Alabama**	**A**	**67**	**74**
Jan. 10	Mississippi State	A	59	*53
Jan. 15	**Auburn**	**H**	**67**	**75**
Jan. 17	Florida	H	70	63
Jan. 22	Vanderbilt	A	82	*77
Jan. 29	**Georgia**	**A**	**63**	**70**
Jan. 31	**Tennessee**	**A**	**63**	**65**
Feb. 5	Alabama	H	76	70
Feb. 8	Mississippi State	H	88	67
Feb. 12	Auburn	A	71	69
Feb. 14	Florida	A	73	61
Feb. 19	Vanderbilt	H	82	63
Feb. 26	Georgia	H	81	72
Feb. 27	Tennessee	H	69	61
Mar. 3	Mississippi	A	61	58
Mar. 5	**Louisiana State**	**A**	**60**	**74**
	SEC Tournament (Birmingham, Ala.)			
Mar. 11	**Alabama**	**N2**	**64**	**69**
	NCAA Mideast Regional (First Round) (Tampa, Fla.)			
Mar. 19	Ohio		57	40
	NCAA Mideast Region (Knoxville, Tenn.)			
Mar. 24	Indiana		64	59
Mar. 26	**Louisville**		**68**	**80
			2186	1937

(N1) Louisville (N2) Birmingham, Ala.

—Leading Scorers—

Melvin Turpin (6-11 Jr. C) 15.1
Jim Master (6-5 Jr. G) 12.5
Derrick Hord (6-6 Sr. F) 8.9
Dirk Minniefield (6-3 Sr. G) 8.6
Charles Hurt (6-6 Sr. F) 8.2

LOSSES ARE IN BOLDFACE. *OVERTIME GAMES

1983-84—WON 29, LOST 5.

NCAA Mideast Region Champions
SEC Tournament Champions
SEC Champions (14-4)
UKIT Champions
Ranked 3rd AP and UPI

Coach: Joe B. Hall
Captain: Dickey Beal

Nov. 26	Louisville	H	65	44
Dec. 3	Indiana	H	59	54
Dec. 10	Kansas	A	72	50
	UK Invitation Tournament			
Dec. 16	Wyoming		66	40
Dec. 17	Brigham Young (finals)		93	59
Dec. 20	Cincinnati	A	24	11
Dec. 24	Illinois	A	56	54
Dec. 28	Purdue	N1	86	67
Jan. 2	Mississippi	A	68	55
Jan. 7	Louisiana State	A	96	80
Jan. 9	Alabama	H	76	66
Jan. 11	Mississippi State	H	51	42
Jan. 13	**Auburn**	**A**	**63**	**82**
Jan. 17	**Florida**	**A**	**57**	**69**
Jan. 20	Vanderbilt	H	67	46
Jan. 22	Houston	H	74	67
Jan. 28	Georgia	H	64	40
Jan. 30	Tennessee	H	93	74
Feb. 4	**Alabama**	**A**	**62**	**69**
Feb. 6	Mississippi State	A	77	58
Feb. 11	Auburn	H	84	64
Feb. 13	Florida	H	67	65
Feb. 19	Vanderbilt	A	58	54
Feb. 25	Georgia	A	66	64
Feb. 27	**Tennessee**	**A**	**58**	**63**
Mar. 1	Mississippi	H	76	57
Mar. 3	Louisiana State	H	90	68
	SEC Tournament (Nashville, Tenn.)			
Mar. 8	Georgia		92	79
Mar. 9	Alabama		48	46
Mar. 10	Auburn (finals)		51	49
	NCAA Mideast Regional (First Round) (Birmingham, Ala.)			
Mar. 17	Brigham Young		93	68
	NCAA Mideast Region (Lexington, Ky.)			
Mar. 22	Louisville		72	67
Mar. 24	Illinois		54	51
	NCAA Final Four (Seattle, Wash.)			
Mar. 31	**Georgetown**		40	53
			2318	1975

(N1) Louisville

—Leading Scorers—
Melvin Turpin (6-11 Sr. C) 15.2
Kenny Walker (6-8 So. F) 12.4
Sam Bowie (7-1 Sr. F) 10.5
Jim Master (6-5 Sr. G) 9.6
Winston Bennett (6-7 Fr. F) 6.5

1984-85—WON 18, LOST 13.

NCAA "Final 16"
Tied for Third in SEC (11-7)
UKIT Champions

Coach: Joe B. Hall
Captains: Winston Bennett and Kenny Walker

Nov. 27	Toledo	H	63	54
Dec. 1	**Purdue**	**A**	**56**	**66**
Dec. 4	**Southern Methodist**	**H**	**54**	**56**
Dec. 8	**Indiana**	**A**	**68**	**81**
Dec. 15	**Louisville**	**A**	**64**	**71**
	UK Invitation Tournament			
Dec. 21	East Tennessee State		69	54
Dec. 22	Cincinnati (finals)		66	55
Dec. 31	Kansas	N1	92	89
Jan. 2	Auburn	H	68	61
Jan. 5	North Carolina State	H	78	62
Jan. 7	Vanderbilt	H	75	58
Jan. 9	Mississippi	A	57	45
Jan. 12	**Alabama**	**A**	**58**	**60**
Jan. 16	Mississippi State	H	58	57
Jan. 19	**Florida**	**H**	**55**	**67**
Jan. 23	**Georgia**	**A**	**73**	**81**
Jan. 27	**Tennessee**	**A**	**65**	**81**
Jan. 31	Louisiana State	H	53	43
Feb. 2	Auburn	A	49	*47
Feb. 7	Vanderbilt	A	68	62
Feb. 9	Mississippi	H	67	52
Feb. 13	Alabama	H	51	48
Feb. 16	**Mississippi State**	**A**	**69**	**82**
Feb. 20	Florida	A	76	68
Feb. 24	**Georgia**	**H**	**77**	**79**
Feb. 28	Tennessee	H	92	67
Mar. 2	**Louisiana State**	**A**	**61**	**67**
	SEC Tournament (Birmingham, Ala.)			
Mar. 7	**Florida**		**55**	**58**
	NCAA West Regional (First Round) (Salt Lake City, Utah)			
Mar. 14	Washington		66	58
Mar. 16	Nevada-Las Vegas		64	61
	NCAA West Regional (Denver, Colo.)			
Mar. 22	**St. John's**		70	86
			2037	1976

(N1) Louisville

—Leading Scorers—
Kenny Walker (6-8 Jr. F) 22.9
Ed Davender (6-1 Fr. G) 8.5
Winston Bennett (6-7 So. F) 7.2
Bret Bearup (6-9 Sr. C) 6.3
James Blackmon (6-2 So. G) 5.4
Roger Harden (6-1 Jr. G) 5.3

EDDIE SUTTON ERA

1985-86—WON 32, LOST 4.

NCAA "Final 8"
SEC Champions (17-1)
SEC Tournament Champions
Ranked Third AP and UPI

Coach: Eddie Sutton
Captains: Kenny Walker, Roger Harden and Leroy Byrd

Nov. 22	Northwestern (LA) State	H	77	58
Nov. 26	Chaminade	A	89	57
Nov. 27	Hawaii	A	98	65
Dec. 3	Cincinnati	H	84	54
Dec. 7	Indiana	H	63	58
Dec. 14	**Kansas**	**A**	**66**	**83**
	UK Invitation Tournament			
Dec. 20	East Carolina		86	52
Dec. 21	Pepperdine (finals)		88	56
Dec. 28	Louisville	H	69	64
Dec. 30	Va. Military Institute	N1	93	55
Jan. 4	Vanderbilt	A	80	71
Jan. 6	**Auburn**	**A**	**56**	**60**
Jan. 8	Mississippi	H	75	58
Jan. 11	Alabama	H	76	52
Jan. 15	Mississippi State	A	64	52
Jan. 18	Florida	A	72	55
Jan. 23	Georgia	H	74	69
Jan. 25	Tennessee	H	74	57
Jan. 29	LSU	A	54	52
Jan. 31	Auburn	H	81	71
Feb. 2	**North Carolina State**	**A**	**51**	**54**
Feb. 5	Vanderbilt	H	73	65
Feb. 8	Mississippi	A	62	58
Feb. 13	Alabama	A	73	71
Feb. 15	Mississippi State	H	88	62
Feb. 19	Florida	H	80	69
Feb. 22	Georgia	A	80	75
Feb. 27	Tennessee	A	62	60
Mar. 1	LSU	H	68	57
	SEC Tournament (Lexington)			
Mar. 6	Mississippi		95	69
Mar. 7	Louisiana State		61	58
Mar. 8	Alabama		83	72
	NCAA Southeast Regional First/Second Round (Charlotte, N.C.)			
Mar. 14	Davidson		75	55
Mar. 16	Western Kentucky		71	64
	NCAA Southeast Regional (Atlanta)			
Mar. 20	Alabama		68	63
Mar. 22	**Louisiana State**		57	59
			2666	2210

(N1) Louisville

—Leading Scorers—
Kenny Walker (6-8 Sr. F) 20.0
Winston Bennett (6-7 Jr. F) 12.7
Ed Davender (6-2 So. G) 11.5
James Blackmon (6-3 Jr. G) 9.4
Roger Harden (6-1 Sr. G) 6.8

1986 Japan Tour
(Not counted in Won-Loss Record)

June 21*	Japan at Tokyo	80	55
Jun. 22*	Finland at Tokyo	87	67
June 24	Finland at Sendai	82	65
Jun./ 26	Japan at Niigata	79	73
June 28	Finland at Ohtsu	80	56
June 29	Czechoslovakia at Sapporo	74	80
July 2	S. China	87	45

*Kirin World Tournament Hong Kong Game

1986-87—WON 18, LOST 11.

UKIT Champions
SEC Third Place (10-8)

Coach: Eddie Sutton
Captains: James Blackmon and Paul Andrews

Nov. 29	Austin Peay	H	71	69
Dec. 2	Texas Tech	H	66	60
Dec. 6	**Indiana**	**A**	**66**	**71**
Dec. 13	Lamar	H	71	56
	UK Invitation Tournament			
Dec. 19	Iona		75	59
Dec. 20	Boston U. (finals)		81	69
Dec. 27	Louisville	A	85	51
Dec. 30	**Georgia**	**N1**	**65**	**69**
Jan. 3	Auburn	A	63	60
Jan. 7	**Alabama**	**H**	**55**	**69**
Jan. 10	**Tennessee**	**A**	**68**	**75**
Jan. 12	Mississippi State	A	57	49
Jan. 14	Florida	H	67	62
Jan. 18	**LSU**	**H**	**41**	**76**
Jan. 21	Vanderbilt	A	71	65
Jan. 25	Navy	H	80	69
Jan. 29	**Ole Miss**	**A**	**65**	**76**
Jan. 31	Mississippi State	H	50	36
Feb. 4	Auburn	H	75	71
Feb. 7	Alabama	A	70	69
Feb. 11	Tennessee	H	91	*84
Feb. 14	**Florida**	**A**	**56**	**74**
Feb. 19	Vanderbilt	H	65	54
Feb. 21	**LSU**	**A**	**52**	**65**
Feb. 25	**Georgia**	**A**	**71**	**79**
Feb. 28	Ole Miss	H	64	63
Mar. 1	Oklahoma	H	75	74
	SEC Tournament (Atlanta)			
Mar. 6	**Auburn**		72	79
	NCAA Southeast Regional First/Second Rounds (Atlanta)			
Mar. 13	Ohio State		77	91
			1965	1944

(N1) Louisville

—Leading Scorers—
Rex Chapman (6-4 Fr. G) 16.0
Ed Davender (6-3 Jr. G) 15.2
Richard Madison (6-7 Jr. F) 9.1
James Blackmon (6-3 Sr. G) 8.4
Robert Lock (6-11 Jr. C) 7.5

1987-88—WON 25, LOST 5.*

UKIT Champions
Best SEC Record (13-5)
Ranked 6th AP and UPI

Coach: Eddie Sutton
Captains: Winston Bennett, Ed Davender, Cedric Jenkins, Rob Lock, Richard Madison

Nov. 28	Hawaii	H	86	59
Dec. 1	Cincinnati	H	101	77
Dec. 5	Indiana	N1	82	*76
Dec. 12	Louisville	H	76	75
	UK Invitation Tournament			
Dec. 18	Miami (Ohio)	H	85	71
Dec. 19	N.C. Charlotte (finals)	H	84	81
Dec. 28	Alaska	H	100	58
Dec. 31	Vanderbilt	H	81	74
Jan. 2	Georgia	A	84	77
Jan. 6	Mississippi State	H	93	52
Jan. 9	**Auburn**	**H**	**52**	**53**
Jan. 13	Alabama	A	63	55
Jan. 16	Tennessee	H	83	65
Jan. 20	**Florida**	**H**	**56**	**58**
Jan. 23	LSU	A	76	61
Jan. 27	**Vanderbilt**	**A**	**66**	**83**
Jan. 31	Notre Dame	N2	78	69
Feb. 3	Ole Miss	H	94	65
Feb. 6	Mississippi State	A	83	59
Feb. 10	Auburn	A	69	62
Feb. 13	Alabama	H	82	68
Feb. 17	**Tennessee**	**A**	**70**	**72**
Feb. 20	**Florida**	**A**	**76**	**83**
Feb. 24	LSU	H	95	69
Feb. 28	Syracuse	H	62	58
Mar. 2	Georgia	H	80	72
Mar. 5	Ole Miss	A	78	71
	SEC Tournament (Baton Rouge, La.)			
Mar. 11	Ole Miss		82	64
Mar. 12	LSU		86	80
Mar. 13	Georgia		62	57
			2365	2024

(N1) Indianapolis (N2) Louisville

—Leading Scorers—
Rex Chapman (6-4 So. G) 19.0
Ed Davender (6-3 Sr. G) 15.7
Winston Bennett (6-7 Sr. F) 15.3
Rob Lock (6-11 Sr. C) 10.9
Eric Manuel (6-6 Fr. F) 7.1

*As part of sanctions imposed upon the UK basketball program in 1989, the National Collegiate Athletic Association ordered Kentucky to erase from the record three NCAA tournament games from the 1987-88 season. Kentucky's 99-84 win over Southern, a 90-81 win over Maryland and an 80-74 loss to Villanova have been deleted from the records, thus changing the 1987-88 season record from 27-6 to 25-5.

#The presidents of the Southeastern Conference institutions voted to strip Kentucky of the 1987-88 SEC regular season and SEC Tournament championships. Kentucky was not forced to forfeit any of those regular season or tournament games.

1988-89—WON 13, LOST 19.

Tied for 6th in SEC (8-10)

Coach: Eddie Sutton
Captain: Mike Scott

Nov. 19	**Duke**	**N1**	**55**	**80**
	Great Alaska Shootout			
Nov. 25	Iona	N2	56	54
Nov. 26	**Seton Hall**	**N2**	**60**	**63**
Nov. 28	California	N2	89	71
Dec. 3	**Notre Dame**	**N3**	**65**	**81**
Dec. 7	**Northwestern State**	**H**	**82**	**85**
Dec. 10	Western Carolina	H	78	60
	UK Invitation Tournament			
Dec. 16	**Bowling Green State**		**54**	**56**
Dec. 17	Marshall		91	78
Dec. 20	**Indiana**	**H**	**52**	**75**
Dec. 27	Austin Peay	N4	85	77
Dec. 31	**Louisville**	**A**	**75**	**97**
Jan. 4	Georgia	H	76	65
Jan. 7	Vanderbilt	H	70	61
Jan. 12	Florida	A	69	56
Jan. 14	**LSU**	**H**	**62**	**64**
Jan. 18	**Alabama**	**A**	**64**	**76**
Jan. 21	Tennessee	A	66	65
Jan. 25	Auburn	H	86	76
Jan. 28	**Ole Miss**	**A**	**65**	**70**
Feb. 1	Mississippi State	H	73	61
Feb. 5	**Georgia**	**A**	**72**	**84**
Feb. 8	**Vanderbilt**	**A**	**51**	**81**
Feb. 11	**Florida**	**H**	**53**	**59**
Feb. 15	**LSU**	**A**	**80**	**99**
Feb. 18	**Alabama**	**H**	**67**	**71**
Feb. 20	**Auburn**	**A**	**75**	**77**
Feb. 22	Tennessee	H	76	71
Feb. 26	**Syracuse**	**A**	**73**	**89**
Mar. 1	Ole Miss	H	70	69
Mar. 4	**Mississippi State**	**A**	**67**	**68**
	SEC Tournament (Knoxville, Tenn.)			
Mar. 10	**Vanderbilt**		63	77
			2220	2316

(N1) Springfield, Mass. (N2) Anchorage, Alaska
(N3) Indianapolis (N4) Louisville

—Leading Scorers—
LeRon Ellis (6-10 So. C) 16.0
Chris Mills (6-7 Fr. F) 14.3
Derrick Miller (6-5 Jr. G) 13.9
Reggie Hanson (6-7 So. F) 9.8
Sean Sutton (6-1 So. G) 5.9

RICK PITINO ERA

1989-90—WON 14, LOST 14.

SEC Record (10-8)

Coach: Rick Pitino
Captain: Derrick Miller

Nov. 28	Ohio	H	76	73
Dec. 2	**Indiana**	**N1**	**69**	**71**
Dec. 4	Mississippi State	H	102	97
Dec. 6	Tennessee Tech	H	111	75
Dec. 9	**Kansas**	**A**	**95**	**150**
Dec. 19	Furman	H	104	73
	UK Invitation Tournament			
Dec. 22	Portland		88	71
Dec. 23	**Southwestern La. (finals)**		**113**	***116**
Dec. 27	**North Carolina**	**N2**	**110**	**121**
Dec. 30	**Louisville**	**H**	**79**	**86**
Jan. 3	**Georgia**	**A**	**91**	**106**
Jan. 6	**Vanderbilt**	**A**	**85**	**92**
Jan. 10	Florida	H	89	81
Jan. 13	**LSU**	**A**	**81**	**94**
Jan. 17	Alabama	H	82	65
Jan. 20	Tennessee	H	95	83
Jan. 24	**Auburn**	**A**	**70**	**74**
Jan. 27	Ole Miss	H	98	79
Jan. 31	**Mississippi State**	**A**	**86**	**87**
Feb. 3	Georgia	H	88	77
Feb. 7	Vanderbilt	H	100	73
Feb. 12	Florida	A	78	74
Feb. 15	LSU	H	100	95
Feb. 17	**Alabama**	**A**	**58**	**83**
Feb. 21	**Tennessee**	**A**	**100**	**102**
Feb. 24	Auburn	H	98	95
Feb. 28	**Ole Miss**	**A**	**74**	**88**
Mar. 5	**Notre Dame**	**A**	**67**	**80**
			2487	2461

(N1) Indianapolis (N2) Louisville

—Leading Scorers—
Derrick Miller (6-5 Sr. G) 19.2
Reggie Hanson (6-7 Jr. C) 16.4
Deron Feldhaus (6-7 So. F) 14.4
John Pelphrey (6-7 So. F) 13.0
Sean Woods (6-2 So. G) 9.1

1990-91—WON 22 LOST 6.

Best Record in SEC (14-4)
Ranked Ninth AP
Coach: Rick Pitino
Captains: Deron Feldhaus, Reggie Hanson, John Pelphrey

Nov. 24	Pennsylvania	H	85	62
Nov. 28	Cincinnati	A	75	71
Dec. 1	Notre Dame	N1	98	90
Dec. 8	Kansas	H	88	71
Dec. 10	**North Carolina**	**A**	**81**	**84**
Dec. 15	Tennessee-Chattanooga	H	86	70
Dec. 18	**Indiana**	**A**	**84**	**87**
Dec. 21	Western Kentucky	N2	84	70
Dec. 27	Eastern Kentucky	H	74	60
Dec. 29	Louisville	A	93	85
Jan. 2	Georgia	A	81	80
Jan. 5	LSU	H	93	80
Jan. 9	Mississippi State	H	89	70
Jan. 12	Tennessee	A	78	74
Jan. 16	Ole Miss	A	95	85
Jan. 19	Vanderbilt	H	58	50
Jan. 23	Florida	H	81	65
Jan. 26	**Alabama**	**A**	**83**	**88**
Jan. 29	Auburn	A	89	81
Feb. 3	Georgia	H	96	84
Feb. 5	**LSU**	**A**	**88**	**107**
Feb. 9	**Mississippi State**	**A**	**82**	**83**
Feb. 13	Tennessee	H	85	74
Feb. 16	Ole Miss	H	89	77
Feb. 20	**Vanderbilt**	**A**	**87**	**98**
Feb. 23	Florida	A	90	74
Feb. 26	Alabama	H	79	73
Mar. 2	Auburn	H	114	93
			2405	2186

(N1) Indianapolis (N2) Louisville

—Leading Scorers—
John Pelphrey (6-7 Jr. F) 14.4
Reggie Hanson (6-8 Sr. C) 14.4
Jamal Mashburn (6-9 Fr. F) 12.9
Deron Feldhaus (6-7 Jr. F) 10.8
Richie Farmer (6-0 Jr. G) 10.1

1991-92—WON 29, LOST 7.

SEC East Champions (12-4)
SEC Tournament Champions
Ranked 6th AP and CNN/USA Today
Coach: Rick Pitino
Captains: Richie Farmer, Deron Feldhaus, John Pelphrey, Sean Woods

Preseason NIT

Nov. 20	West Virginia	H	106	80
Nov. 22	**Pittsburgh**	**H**	**67**	**85**
Dec. 4	Massachusetts	H	90	69
Dec. 7	Indiana	N1	76	74
Dec. 10	SW Texas State	H	82	36
Dec. 12	Morehead State	N2	101	84
Dec. 14	Arizona State	H	94	68
Dec. 21	**Georgia Tech**	**A**	**80**	**81**
Dec. 23	Ohio	N3	73	63
Dec. 28	Louisville	H	103	89
Jan. 2	Notre Dame	H	91	70
Jan. 4	South Carolina	A	80	63
Jan. 7	Georgia	H	78	66
Jan. 11	Florida	H	81	60
Jan. 15	Vanderbilt	A	84	71
Jan. 18	Eastern Kentucky	H	85	55
Jan. 21	**Tennessee**	**A**	**85**	**107**
Jan. 25	**Arkansas**	**H**	**88**	**105**
Jan. 29	Ole Miss	H	96	78
Feb. 2	**LSU**	**A**	**53**	**74**
Feb. 8	Auburn	A	85	67
Feb. 12	Alabama	H	107	83
Feb. 15	Western Kentucky	H	93	83
Feb. 19	Mississippi State	A	89	84
Feb. 23	Georgia	A	84	73
Feb. 26	South Carolina	H	74	56
Mar. 1	Vanderbilt	H	80	56
Mar. 4	**Florida**	**A**	**62**	**79**
Mar. 7	Tennessee	H	99	88
	SEC Tournament (Birmingham, Ala.)			
Mar. 13	Vanderbilt		76	57
Mar. 14	LSU		80	74
Mar. 15	Alabama		80	54
	NCAA East Regional First/Second Rounds (Worcester, Mass.)			
Mar. 20	Old Dominion		88	69
Mar. 22	Iowa State		106	98
	NCAA East Regional (Philadelphia, Pa.)			
Mar. 26	Massachusetts		87	77
Mar. 28	**Duke**		103	*104
			3086	2680

(N1) Indianapolis, Ind. (N2) Louisville
(N3) Cincinnati, Ohio

—Leading Scorers—
Jamal Mashburn (6-8 So. F) 21.3
John Pelphrey (6-7 Sr. F) 12.5
Deron Feldhaus (6-7 Sr. F) 11.4
Richie Farmer (6-0 Sr. G) 9.6
Sean Woods (6-2 Sr. G) 7.7

1992-93—WON 30, LOST 4.

NCAA "Final 4"
SEC Tournament Champions
2nd SEC East (13-3)
ECAC Holiday Festival Champions
Ranked 6th AP/3rd CNN/USA Today
Coach: Rick Pitino
Captains: Junior Braddy, Dale Brown

Dec. 2	Wright State	H	81	65
Dec. 5	Georgia Tech	H	96	87
Dec. 8	Eastern Kentucky	H	82	73
Dec. 12	Louisville	A	88	68
Dec. 19	Morehead State	H	108	65
Dec. 22	Miami (Ohio)	H	65	49
	ECAC Holiday Festival			
Dec. 28	Rutgers	N1	89	67
Dec. 30	St. John's (finals)	N1	86	77
Jan. 3	Indiana	N2	81	78
Jan. 5	Georgia	A	74	59
Jan. 9	Tennessee	H	84	70
Jan. 13	**Vanderbilt**	**A**	**86**	**101**
Jan. 19	Alabama	A	73	59
Jan. 23	South Carolina	A	108	82
Jan. 26	LSU	H	105	67
Jan. 30	Florida	H	71	48
Feb. 3	Mississippi State	H	87	63
Feb. 6	Vanderbilt	H	82	67
Feb. 10	**Arkansas**	**A**	**94**	**101**
Feb. 13	Notre Dame	A	81	62
Feb. 17	South Carolina	H	87	66
Feb. 20	Georgia	H	86	70
Feb. 24	**Tennessee**	**A**	**77**	**78**
Feb. 27	Auburn	H	80	78
Mar. 3	Mississippi	A	98	66
Mar. 9	Florida	A	85	77
	SEC Tournament (Lexington, Ky.)			
Mar. 12	Tennessee		101	40
Mar. 13	Arkansas		92	81
Mar. 14	LSU		82	65
	NCAA Southeast Regional First/Second Rounds (Nashville, Tenn.)			
Mar. 19	Rider College		96	52
Mar. 21	Utah		83	62
	NCAA Southeast Regional (Charlotte, N.C.)			
Mar. 25	Wake Forest		103	69
Mar. 27	Florida State		106	81
	NCAA Final Four (New Orleans, La.)			
April 3	Michigan		78	*81
			2975	2374

(N1) New York (N2) Louisville

—Leading Scorers—
Jamal Mashburn (6-8 Jr. F) 21.0
Travis Ford (5-9 Jr. G) 13.6
Dale Brown (6-2 Sr. G) 9.4
Rodrick Rhodes (6-6 Fr. F) 9.1
Rodney Dent (6-10 Jr. C) 6.4

1993-94—WON 27, LOST 7.

SEC Tournament Champions
Tied for 1st SEC East (12-4)
Maui Invitational Champions
Ranked 7th AP/8th CNN/USA Today
Coach: Rick Pitino
Captains: Travis Ford, Gimel Martinez, Jeff Brassow

Nov. 27	Louisville	H	78	70
Dec. 1	Tennessee Tech	H	115	77
Dec. 4	**Indiana**	**N1**	**84**	**96**
Dec. 8	Eastern Kentucky	H	107	78
Dec. 17	Morehead State	H	97	61
	Maui Invitational			
Dec. 21	Texas	N2	86	61
Dec. 22	Ohio State	N2	100	88
Dec. 23	Arizona (finals)	N2	93	92
Dec. 28	San Francisco	H	110	83
Dec. 30	Robert Morris	H	92	67
Jan. 4	Vanderbilt	H	107	82
Jan. 6	Notre Dame	H	84	59
Jan. 8	**Georgia**	**A**	**90**	***94**
Jan. 12	Mississippi	N3	98	64
Jan. 15	Tennessee	H	93	74
Jan. 18	**Florida**	**A**	**57**	**59**
Jan. 22	Mississippi State	A	86	70
Jan. 26	South Carolina	H	79	67
Jan. 30	Auburn	A	91	74
Feb. 2	Alabama	H	82	67
Feb. 6	Massachusetts	N4	67	64
Feb. 9	**Arkansas**	**H**	**82**	**90**
Feb. 12	**Syracuse**	**A**	**85**	**93**
Feb. 15	LSU	A	99	95
Feb. 19	Vanderbilt	A	77	69
Feb. 23	Tennessee	A	77	73
Feb. 27	Georgia	H	80	59
Mar. 2	Florida	H	80	77
Mar. 5	**South Carolina**	**A**	**74**	**75**
	SEC Tournament (Memphis, Tenn.)			
Mar. 11	Mississippi State		95	76
Mar. 12	Arkansas		90	78
Mar. 13	Florida		73	60
	NCAA Southeast Regional First/Second Rounds (St. Petersburg, Fla)			
Mar. 18	Tennessee State		83	70
Mar. 20	**Marquette**		63	75
			2954	2537

(N1) Indianapolis, Ind. (N3) Louisville, Ky.
(N2) Maui, Hi. (N4) East Rutherford, N.J.

—Leading Scorers—
Tony Delk (6-1 So. G) 16.6
Rodrick Rhodes (6-7 So., F) 14.6
Travis Ford (5-9 Sr. G) 11.3
Jared Prickett (6-9 So. F) 8.2
Andre Riddick (6-9 Jr. C) 7.9

1994-95—WON 28, LOST 5.

SEC Champions (14-2)
SEC East Champions
SEC Tournament Champions
Ranked 2nd AP/5th CNN/USA Today
Coach: Rick Pitino
Captains: Tony Delk, Mark Pope, Rodrick Rhodes

Nov. 26	Tennessee-Martin	H	124	50
Nov. 30	Ohio	H	79	74
Dec. 3	**UCLA**	**N1**	**81**	**82**
Dec. 7	Indiana	N2	73	70
Dec. 10	Boston University	H	90	49
Dec. 17	Texas Tech	N3	83	68
Dec. 27	Marshall	H	116	75
Jan. 1	**Louisville**	**A**	**86**	**88**
Jan. 4	Auburn	H	98	64
Jan. 7	South Carolina	A	80	55
Jan. 10	Florida	A	83	67
Jan. 14	Georgia	H	83	71
Jan. 18	Mississippi	N4	82	65
Jan. 21	Vanderbilt	H	81	68
Jan. 25	Tennessee	H	69	50
Jan. 29	**Arkansas**	**A**	**92**	**94**
Feb. 1	South Carolina	H	90	72
Feb. 5	Syracuse	H	77	71
Feb. 8	Tennessee	A	68	48
Feb. 12	Notre Dame	A	97	58
Feb. 14	**Mississippi State**	**H**	**71**	**76**
Feb. 18	Florida	H	87	77
Feb. 21	Alabama	A	72	52
Feb. 25	Vanderbilt	A	71	60
Mar. 1	Georgia	A	97	74
Mar. 4	LSU	H	127	80



Reggie Hanson, now the UK Director of Basketball Operations, helped guide the Wildcats to the SEC's best record in 1991.

	SEC Tournament (Atlanta, Ga.)			
Mar. 10	Auburn		93	81
Mar. 11	Florida		86	72
Mar. 12	Arkansas (finals)		95	*93
	NCAA Southeast Regional First/Second Rounds (Memphis, Tenn.)			
Mar. 16	Mount St. Mary's		113	67
Mar. 18	Tulane		82	60
	NCAA Southeast Regional (Birmingham, Ala.)			
Mar. 23	Arizona State		97	73
Mar. 25	**North Carolina**		61	74
			2884	2278

(N1) Anaheim, Calif. (N3) Cincinnati
(N2) Louisville (N4) Memphis, Tenn.

—Leading Scorers—
Tony Delk (6-1 Jr. G) 16.7
Rodrick Rhodes (6-7 Jr. F) 12.9
Walter McCarty (6-9 Jr. F) 10.5
Jeff Sheppard (6-4 So. G 8.3
Mark Pope (6-10 Jr. C) 8.2

1995 ITALY TOUR
(Not counted in Won-Loss Record)

Aug. 14	Cagiva Varese	A	123	114
Aug. 16	Venice Reyer	A	113	78
Aug. 17	Russia Dinamo	N5	116	81
Aug. 18	**Montecatini**	**A**	**115**	**123**
Aug. 21	Siena	N6	115	86

(N5) Venice, Italy (N6) Scauri, Italy

1995-96—WON 34, LOST 2.

National Champions (NCAA Tournament)
SEC Champions (16-0)#
SEC East Champions
ECAC Holiday Festival Champions
Ranked 1st CNN/USA Today, 2nd AP
Coach: Rick Pitino
Captains: Tony Delk, Walter McCarty, Mark Pope

Nov. 24	Maryland	N1	96	84
Nov. 28	**Massachusetts**	**N2**	**82**	**92**
Dec. 2	Indiana	N3	89	82
Dec. 6	Wisconsin-Green Bay	H	74	62
Dec. 9	Georgia Tech	H	83	60
Dec. 16	Morehead State	H	96	32
Dec. 19	Marshall	N4	118	99
Dec. 23	Louisville	H	89	66
	ECAC Holiday Festival			
Dec. 27	Rider	N5	90	65
Dec. 29	Iona (finals)	N5	106	79
Jan. 3	South Carolina	A	89	60
Jan. 6	Ole Miss	H	90	60
Jan. 9	Mississippi State	A	74	56
Jan. 13	Tennessee	H	61	44
Jan. 16	LSU	A	129	97
Jan. 20	Texas Christian	H	124	80
Jan. 24	Georgia	A	82	77
Jan. 27	South Carolina	H	89	57
Feb. 3	Florida	H	77	63
Feb. 7	Vanderbilt	A	120	81
Feb. 11	Arkansas	H	88	73
Feb. 14	Georgia	H	86	73
Feb. 17	Tennessee	A	90	50
Feb. 20	Alabama	H	84	65
Feb. 24	Florida	A	94	63
Feb. 27	Auburn	A	88	73
Mar. 2	Vanderbilt	H	101	63
	SEC Tournament (New Orleans, La.)			
Mar. 8	Florida		100	76
Mar. 9	Arkansas		95	75
Mar. 10	**Miss. State (finals)**		**73**	**84**
	NCAA Midwest Regional First/Second Rounds (Dallas, Texas)			
Mar. 14	San Jose State		110	72
Mar. 16	Virginia Tech		84	60
	NCAA Midwest Regional (Minneapolis, Minn.)			
Mar. 21	Utah		101	70
Mar. 23	Wake Forest		83	63
	NCAA Final Four (East Rutherford, N.J.)			
Mar. 30	Massachusetts		81	74
Apr. 1	Syracuse (finals)		76	67
			3292	2497

NCAA CHAMPIONS FOR SIXTH TIME
(N1) Springfield, Mass. (N4) Louisville
(N2) Auburn Hills, Mich. (N5) New York
(N3) Indianapolis

#UK's 16-0 regular season SEC record was the first perfect league slate since Alabama went 14-0 in 1956.

—Leading Scorers—
Tony Delk (6-1 Sr. G) 17.8
Antoine Walker (6-8 So. F) 15.2
Walter McCarty (6-10 Sr. F) 11.3
Derek Anderson (6-4 Jr. G-F) 9.4
Ron Mercer (6-7 Fr. F) 8.0

LOSSES ARE IN BOLDFACE. *OVERTIME GAMES

1996-97—WON 35, LOST 5.

NCAA Runner-up (NCAA Tournament)
SEC Tournament Champions
2nd SEC East (13-3)
Great Alaska Shootout Champions
Ranked 2nd CNN/USA Today, 5th AP

Coach: Rick Pitino
Captains: Derek Anderson, Anthony Epps, Jared Prickett

Nov. 15	Clemson	N1	71	*79
	Great Alaska Shootout			
Nov. 28	Syracuse	N2	87	53
Nov. 29	Alaska Anchorage	N2	104	72
Nov. 30	Coll. of Charleston (finals)	N2	92	65
Dec. 3	Purdue	N3	101	87
Dec. 7	Indiana	N4	99	65
Dec. 9	Wright State	H	90	62
Dec. 14	Notre Dame	H	80	56
Dec. 21	Georgia Tech	N5	88	59
Dec. 23	UNC Asheville	H	105	51
Dec. 28	Ohio State	N6	81	65
Dec. 31	Louisville	A	74	54
Jan. 4	Tennessee	H	74	40
Jan. 7	Mississippi State	H	90	61
Jan. 9	Canisius	H	68	45
Jan. 11	**Ole Miss**	**A**	**69**	**73**
Jan. 14	Georgia	A	86	65
Jan. 18	Auburn	H	77	53
Jan. 22	Vanderbilt	N7	58	46
Jan. 26	Arkansas	A	83	73
Jan. 29	Florida	A	92	65
Feb. 1	Georgia	H	82	57
Feb. 4	**South Carolina**	**A**	**79**	***84**
Feb. 6	Western Carolina	H	82	55
Feb. 9	Villanova	H	93	56
Feb. 12	LSU	H	84	48
Feb. 15	Florida	H	85	56
Feb. 19	Alabama	A	75	61
Feb. 22	Vanderbilt	A	82	79
Feb. 25	Tennessee	A	74	64
Mar. 2	**South Carolina**	**H**	**66**	**72**
	SEC Tournament (Memphis, Tenn.)			
Mar. 7	Auburn		92	50
Mar. 8	Ole Miss		88	70
Mar. 9	Georgia (finals)		95	68
	NCAA West Regional First/Second Round (Salt Lake City, Utah)			
Mar. 13	Montana		92	54
Mar. 15	Iowa		75	69
	NCAA West Regional (San Jose, Calif.)			
Mar. 20	St. Joseph's		83	68
Mar. 22	Utah		72	59
	NCAA Final Four (Indianapolis, Ind.)			
Mar. 29	Minnesota		78	69
Mar. 31	**Arizona (finals)**		79	*84
			3325	2512

(N1) Indianapolis
(N2) Anchorage, Alaska
(N3) Chicago, Ill.
(N4) Louisville
(N5) Atlanta, Ga.
(N6) Cleveland, Ohio
(N7) Cincinnati, Ohio

—Leading Scorers—
Ron Mercer (6-7 So. G-F).....18.1
Derek Anderson (6-5 Sr. G).....17.7
Scott Padgett (6-9 So. F).....9.6
Anthony Epps (6-2 Sr. G).....8.9
Allen Edwards (6-5 Jr. F).....8.6

ORLANDO "TUBBY" SMITH ERA

1997-98—WON 35, LOST 4.

National Champions (NCAA Tournament)
SEC Champions (14-2)
SEC East Champions
SEC Tournament Champions
Ranked 5th AP, 1st USA Today/ESPN

Coach: Tubby Smith
Captains: Allen Edwards, Cameron Mills, Jeff Sheppard

Nov. 20	Morehead State	H	88	49
	Maui Invitational			
Nov. 24	George Washington	N1	70	55
Nov. 25	**Arizona**	**N1**	**74**	**89**
Nov. 26	Missouri (Third Place)	N1	77	55
Nov. 29	Clemson	N2	76	61
Dec. 3	Purdue	N3	89	75
Dec. 6	Indiana	N4	75	72
Dec. 10	Canisius	A	81	54
Dec. 13	Georgia Tech	H	85	71
Dec. 20	Tulsa	H	74	53
Dec. 23	American	H	75	52
Dec. 27	**Louisville**	**H**	**76**	**79**
Dec. 30	Ohio	A	95	58
Jan. 3	Vanderbilt	H	71	62
Jan. 6	Georgia	A	90	79
Jan. 10	Mississippi State	A	77	71
Jan. 13	South Carolina	H	91	70
Jan. 17	Arkansas	H	80	*77
Jan. 21	Alabama	N5	70	67
Jan. 24	Tennessee	A	85	67
Jan. 27	Vanderbilt	A	63	61
Feb. 1	**Florida**	**H**	**78**	**86**
Feb. 4	LSU	A	63	61
Feb. 8	Villanova	A	79	63
Feb. 11	Tennessee	H	80	74
Feb. 14	**Ole Miss**	**H**	**64**	**73**
Feb. 18	Florida	A	79	54
Feb. 22	Georgia	H	85	74
Feb. 25	Auburn	A	83	58
Feb. 28	South Carolina	A	69	57
	SEC Tournament (Atlanta, Ga.)			
Mar. 6	Alabama		82	71
Mar. 7	Arkansas		99	74
Mar. 8	South Carolina (finals)		86	56
	NCAA South Regional First/Second Rounds (Atlanta, Ga.)			
Mar. 13	South Carolina State		82	67
Mar. 15	Saint Louis		88	61
	NCAA South Regional (St. Petersburg, Fla.)			
Mar. 20	UCLA		94	68
Mar. 22	Duke		86	84
	NCAA Final Four (San Antonio, Texas)			
Mar. 28	Stanford		86	*85
Mar. 30	Utah (finals)		78	69
			3123	2612

NCAA CHAMPIONS FOR SEVENTH TIME

(N1) Maui, Hi.
(N2) Phoenix, Ariz.
(N3) Chicago, Ill.
(N4) Indianapolis
(N5) Louisville

—Leading Scorers—
Jeff Sheppard (6-3 Sr. G).....13.7
Nazr Mohammed (6-10 Jr. C).....12.0
Scott Padgett (6-9 Jr. F).....11.5
Wayne Turner (6-2 Jr. G).....9.3
Allen Edwards (6-5 Sr. F).....9.2

1998-99—WON 28, LOST 9.

SEC Tournament Champions
2nd SEC East (11-5)
Ranked 8th AP/t5th USA Today/ESPN

Coach: Tubby Smith
Captains: Heshimu Evans, Scott Padgett, Wayne Turner

Nov. 17	Eastern Kentucky	H	99	64
Nov. 19	Mercer	H	82	51
Nov. 23	Wright State	N1	97	75
	Puerto Rico Shootout			
Nov. 26	Colorado	N2	64	52
Nov. 27	**Pittsburgh**	**N2**	**56**	**69**
Nov. 28	UCLA (Third Place)	N2	66	62
Dec. 1	Kansas	N3	63	45
Dec. 5	Miami (Fla.)	H	74	65
Dec. 8	Indiana	N4	70	*61
Dec. 12	Maryland	H	103	91
Dec. 19	Georgia Tech	N5	80	39
Dec. 22	**Duke**	**N6**	**60**	**71**
Dec. 26	**Louisville**	**A**	**74**	**83**
Dec. 29	Tennessee State	H	97	47
Jan. 2	Florida	H	93	58
Jan. 5	South Carolina	A	68	61
Jan. 9	Vanderbilt	A	73	57
Jan. 12	**Tennessee**	**H**	**46**	**47**
Jan. 16	Ole Miss	A	63	57
Jan. 20	Auburn	H	72	62
Jan. 23	Mississippi State	H	76	49
Jan. 26	Georgia	A	91	*83
Jan. 30	LSU	H	86	62
Feb. 4	**Florida**	**A**	**68**	**75**
Feb. 6	**Alabama**	**A**	**58**	**62**
Feb. 13	South Carolina	H	74	40
Feb. 17	Georgia	H	92	71
Feb. 20	**Arkansas**	**A**	**70**	**74**
Feb. 24	Vanderbilt	H	88	63
Feb. 28	**Tennessee**	**A**	**61**	**68**
	SEC Tournament (Atlanta, Ga.)			
Mar. 5	Ole Miss		83	73
Mar. 6	Auburn		69	57
Mar. 7	Arkansas (finals)		76	63
	NCAA Midwest Regional First/Second Rounds (New Orleans, La.)			
Mar. 12	New Mexico State		82	60
Mar. 14	Kansas		92	*88
	NCAA Midwest Regional (St. Louis, Mo.)			
Mar. 19	Miami (Ohio)		58	43
Mar. 21	**Michigan State**		66	73
			2790	2320

(N1) Cincinnati, Ohio
(N2) Bayamone, Puerto Rico
(N3) Chicago, Ill.
(N4) Louisville, Ky.
(N5) Atlanta, Ga.
(N6) East Rutherford, N.J.

— Leading Scorers —
Scott Padgett (6-9 Sr. F).....12.6
Heshimu Evans (6-6 Sr. F).....11.8
Wayne Turner (6-2 Sr. G).....10.5
Michael Bradley (6-10 So. C).....9.8
Jamaal Magloire (6-10 Jr. C).....7.0

1999-00—WON 23, LOST 10

Co-SEC Champions (12-4)
Co-SEC East Champions
Preseason NIT Runner-Up
Ranked 19th AP, 20th USA Today/ESPN

Coach: Tubby Smith
Captains:

	Preseason NIT			
Nov. 17	Pennsylvania	H	67	50
Nov. 19	Utah	H	56	48
Nov. 24	Maryland	N1	61	58
Nov. 26	**Arizona (final)**	**N1**	**51**	**63**
Nov. 29	**Dayton**	**N2**	**66**	**68**
Dec. 4	**Indiana**	**N3**	**75**	**83**
Dec. 7	UNC Asheville	H	86	41
Dec. 11	**Maryland**	**A**	**66**	**72**
Dec. 18	Louisville	H	76	46
Dec. 23	Michigan State	H	60	58
Dec. 27	Alaska-Anchorage	H	62	42
Dec. 30	Missouri	N4	70	53
Jan. 5	Georgia Tech	N5	80	71
Jan. 8	Vanderbilt	H	72	52
Jan. 11	**Auburn**	**A**	**63**	**66**
Jan. 15	South Carolina	A	64	48
Jan. 19	Ole Miss	H	74	69
Jan. 22	Vanderbilt	A	81	*73
Jan. 26	Georgia	A	75	69
Jan. 29	Miami (Fla.)	A	60	57
Feb. 1	Tennessee	H	81	68
Feb. 5	South Carolina	H	76	63
Feb. 8	**Florida**	**A**	**73**	**90**
Feb. 13	**LSU**	**A**	**57**	**70**
Feb. 16	Alabama	H	66	54
Feb. 19	Georgia	H	70	64
Feb. 23	**Tennessee**	**A**	**67**	**74**
Feb. 26	Arkansas	H	60	55
Feb. 29	Mississippi State	A	73	61
Mar. 4	Florida	H	85	70
	SEC Tournament (Atlanta, Ga.)			
Mar. 10	**Arkansas**		**72**	**86**
	NCAA Midwest Regional First/Second Rounds (Cleveland, Ohio)			
Mar. 16	St. Bonaventure		85	**80
Mar. 18	**Syracuse**		**50**	**52**
			2280	2074

(N1) New York
(N2) Cincinnati
(N3) Indianapolis
(N4) New Orleans
(N5) Louisville

—Leading Scorers—
Tayshaun Prince (6-9 So. F).....13.3
Jamaal Magloire (6-10 Sr. C).....13.2
Keith Bogans (6-5 Fr. G).....12.5
Desmond Allison (6-5 So F).....7.8
Jules Camara (6-11 So. F).....7.2



Coach Tubby Smith owns an 86-23 record after three seasons at Kentucky.

LOSSES ARE IN BOLDFACE. *OVERTIME GAMES

KENTUCKY VS. STATES

State	Record	Pct.
Alabama	165-49	.771
Alaska	5-0	1.000
Arizona	4-3	.571
Arkansas	15-6	.714
California	12-4	.750
Colorado	3-0	1.000
Connecticut	1-0	1.000
Delaware	0-0	.000
Florida	85-26	.766
Georgia	155-32	.829
Hawaii	3-0	1.000
Idaho	2-0	1.000
Illinois	42-11	.792
Indiana	69-40	.633
Iowa	6-2	.750
Kansas	26-3	.897
Kentucky	36-11-1	.750
Louisiana	113-29	.796
Maine	1-0	1.000
Maryland	11-5	.688
Massachusetts	9-1	.900
Michigan	17-10	.630
Minnesota	4-1	.800
Mississippi	163-26	.862
Missouri	12-9	.571
Montana	1-0	1.000
Nebraska	9-5	.643

State	Record	Pct.
Nevada	3-0	1.000
New Hampshire	3-1	.750
New Jersey	4-2	.667
New Mexico	1-0	1.000
New York	32-8	.800
North Carolina	32-24	.571
North Dakota	0-0	.000
Ohio	116-27	.811
Oklahoma	9-1	.900
Oregon	6-0	1.000
Pennsylvania	36-6	.857
Rhode Island	2-0	1.000
South Carolina	39-8	.830
South Dakota	0-0	.000
Tennessee	267-97	.734
Texas	25-4	.862
Utah	11-2	.846
Vermont	0-0	.000
Virginia	14-5	.737
Washington	2-0	1.000
West Virginia	20-4	.833
Wisconsin	10-6	.625
Wyoming	2-0	1.000
District of Columbia	2-2	.500
Others	166-78	.679
Total	1771-548-1	.763



Saul Smith led the Wildcats to a 2-1 record against Florida teams last season.

KENTUCKY'S RECORD BY MONTHS

Month	Won	Lost	Tied	Home	Away	Neutral
November	45	10	0	28-1	3-0	14-9
December	418	98	0	271-37	71-34	75-27
January	497	171	0	277-46	201-118	19-7
February	570	178	1	335-48	169-121-1	67-9
March	240	90	0	54-14	22-18	163-58
April	1	1	0	0-0	0-0	1-1
Total	1771	548	1	965-146	466-291-1	339-111

KENTUCKY'S RECORD VS. CONFERENCES

AMERICA EAST

TEAM	RECORD	PCT.
Boston University	2-0	1.000
Delaware		
Drexel		
Hartford		
Hofstra		
Maine	1-0	1.000
New Hampshire		
Northeastern		
Towson		
Vermont		
TOTAL	3-0	1.000

ATLANTIC COAST

TEAM	RECORD	PCT.
Clemson	12-4	.750
Duke	11-7	.611
Florida St.	6-2	.750
Georgia Tech	56-14	.800
Maryland	7-4	.636
North Carolina	6-16	.273
North Carolina St.	3-1	.750
Virginia	6-2	.750
Wake Forest	4-0	1.000
TOTAL	111-50	.689

ATLANTIC 10

TEAM	RECORD	PCT.
Dayton	3-2	.600
Duquesne	1-0	1.000
Fordham		
George Washington	1-0	1.000
La Salle	3-0	1.000
Massachusetts	4-1	.900
Rhode Island	1-0	1.000
St. Bonaventure	1-0	1.000
St. Joseph's (Pa.)	2-0	1.000
Temple	14-4	.778
Xavier (Ohio)	37-2	.949
TOTAL	67-9	.881

BIG EAST

TEAM	RECORD	PCT.
Boston College		
Connecticut		
Georgetown	0-2	.000
Miami (Florida)	3-0	1.000
Notre Dame	37-17	.685
Pittsburgh	4-2	.667
Providence	1-0	1.000
Rutgers	1-0	1.000
St. John's (N.Y.)	10-4	.714
Seton Hall	1-1	.500
Syracuse	8-3	.727
Villanova	5-0	1.000
Virginia Tech	3-1	.750
West Virginia	11-4	.733
TOTAL	84-34	.712

BIG SKY

TEAM	RECORD	PCT.
Cal St. Northridge		
Cal St. Sacramento		
Eastern Washington		
Idaho St.		
Montana	1-0	1.000
Montana St.		
Northern Arizona		
Portland St.	1-0	1.000
Weber St.		
TOTAL	2-0	1.000

BIG SOUTH

TEAM	RECORD	PCT.
Charleston Southern		
Coastal Carolina		
Elon		
High Point		
Liberty		
UNC Asheville	2-0	1.000
Radford		
Winthrop		
TOTAL	2-0	1.000

BIG TEN

TEAM	RECORD	PCT.
Illinois	11-4	.733
Indiana	22-21	.512
Iowa	4-2	.600
Michigan	4-2	.667
Michigan St.	11-7	.611
Minnesota	4-1	.750
Northwestern	7-1	.875
Ohio St.	10-8	.529
Penn St.	2-0	1.000
Purdue	6-2	.750
Wisconsin	2-1	.667
TOTAL	83-49	.628

BIG 12

TEAM	RECORD	PCT.
Baylor	6-0	1.000
Colorado	1-0	1.000
Iowa St.	2-0	1.000
Kansas	19-3	.864
Kansas St.	7-0	1.000
Missouri	4-0	1.000
Nebraska	2-1	.667
Oklahoma	2-0	1.000
Oklahoma St.	3-1	.750
Texas	1-0	1.000
Texas A&M	2-1	.667
Texas Tech	4-0	1.000
TOTAL	53-6	.898

BIG WEST

TEAM	RECORD	PCT.
Boise State		
UC Irvine		
UC Santa Barbara		
Cal Poly		
Cal St. Fullerton		
Idaho	2-0	1.000
Long Beach St.		
Pacific (Cal.)		
Utah State	1-0	1.000
TOTAL	3-0	1.000

COLONIAL

TEAM	RECORD	PCT.
American	1-0	1.000
East Carolina	1-0	1.000
George Mason		
James Madison		
UNC Wilmington		
Old Dominion	1-0	1.000
Richmond		
Va. Commonwealth		
William and Mary		
TOTAL	3-0	1.000

CONFERENCE USA

TEAM	RECORD	PCT.
Alabama-Birmingham	1-1	.500
Cincinnati	26-10	.722
DePaul	17-3	.850
Houston	2-0	1.000
Louisville	21-10	.677
Marquette	7-5	.583
Memphis		
UNC Charlotte	2-0	1.000
Saint Louis	8-9	.471
South Florida		
Southern Mississippi		
Tulane	39-5	.886
TOTAL	123-43	.740

IVY LEAGUE

TEAM	RECORD	PCT.
Brown		
Columbia	1-0	1.000
Cornell	0-1	.000
Dartmouth	3-1	.750
Harvard		
Pennsylvania	4-0	1.000
Princeton	2-1	.667
Yale	1-0	1.000
TOTAL	11-3	.785

METRO ATLANTIC ATHLETIC

TEAM	RECORD	PCT.
Canisius	2-0	1.000
Fairfield		
Iona	5-0	1.000
Loyola (Md.)		
Manhattan		
Marist		
Niagara	1-0	1.000
Rider	2-0	1.000
St. Peter's		
Siena		
TOTAL	10-0	1.000



Tayshaun Prince drove past Utah's Jeff Johnsen. The Wildcats have beaten Utah five straight times since 1993.

MID-AMERICAN

TEAM	RECORD	PCT.
Akron	2-0	1.000
Ball St.		
Bowling Green	2-1	.667
Buffalo		
Central Michigan	1-0	1.000
Eastern Michigan		
Kent		
Marshall	9-0	1.000
Miami (Ohio)	20-4	.833
Northern Illinois		
Ohio	12-1	.923
Toledo	1-0	1.000
Western Michigan		
TOTAL	47-6	.887

MIDWESTERN

TEAM	RECORD	PCT.
Butler	4-0	1.000
Cleveland St.		
Detroit Mercy	1-1	.500
Ill.-Chicago		
Loyola (Ill.)	4-3	.571
Wisc.-Green Bay	1-0	1.000
Wisc.-Milwaukee		
Wright St.	3-0	1.000
TOTAL	13-4	.765

MISSOURI VALLEY

TEAM	RECORD	PCT.
Bradley	3-0	1.000
Creighton	7-4	.636
Drake		
Evansville		
Illinois St.		
Indiana St.		
Northern Iowa		
Southern Illinois		
Southwest Missouri St.		
Wichita St.		
TOTAL	10-4	.714

MOUNTAIN WEST

TEAM	RECORD	PCT.
Air Force	1-0	1.000
Brigham Young	3-0	1.000
Colorado St.	1-0	1.000
UNLV	3-0	1.000
New Mexico		
San Diego St.		
Utah	7-2	.777
Wyoming	2-0	1.000
TOTAL	17-2	.894

NORTHEAST

TEAM	RECORD	PCT.
Central Connecticut St.		
Fairleigh Dickinson		
LIU-Brooklyn	2-1	.667
Maryland-B.C.		
Monmouth (N.J.)		
Mount St. Mary's (Md.)	1-0	1.000
Quinnipiac		
Robert Morris	1-0	1.000
Sacred Heart		
St. Francis (N.Y.)		
St. Francis (Pa.)		
Wagner		
TOTAL	4-1	.800

OHIO VALLEY

TEAM	RECORD	PCT.
Austin Peay	3-0	1.000
Eastern Illinois		
Eastern Kentucky	6-0	1.000
Morehead St.	6-0	1.000
Murray St.		
Southeast Missouri St.		
Tennessee-Martin	1-0	1.000
Tennessee St.	2-0	1.000
Tennessee Tech	2-0	1.000
TOTAL	20-0	1.000

PACIFIC 10

TEAM	RECORD	PCT.
Arizona	2-2	.500
Arizona St.	2-0	1.000
California	2-0	1.000
Oregon	1-0	1.000
Oregon St.	3-0	1.000
Southern Cal	0-2	.000
Stanford	2-0	1.000
UCLA	5-2	.714
Washington	1-0	1.000
Washington St.	1-0	1.000
TOTAL	19-6	.760

PATRIOT LEAGUE

TEAM	RECORD	PCT.
Army	1-0	1.000
Bucknell		
Colgate		
Holy Cross	2-0	1.000
Lafayette		
Lehigh		
Navy	3-1	.750
TOTAL	6-1	.857

SOUTHEASTERN

TEAM	RECORD	PCT.
Alabama	91-31	.745
Arkansas	14-6	.700
Auburn	73-17	.811
Florida	75-23	.765
Georgia	97-17	.850
LSU	70-21	.769
Mississippi	86-10	.895
Mississippi St.	76-17	.817
South Carolina	24-4	.857
Tennessee	127-61	.675
Vanderbilt	120-35	.774
TOTAL	853-242	.778

SOUTHERN

TEAM	RECORD	PCT.
Appalachian St.		
The Citadel		
College of Charleston	1-0	1.000
Davidson	1-0	1.000
East Tenn. St.	2-0	1.000
Furman	1-0	1.000
Ga. Southern		
UNC Greensboro		
UT-Chattanooga	10-0	1.000
Virginia Military Institute	4-2	.667
Western Carolina	2-0	1.000
Wofford		
TOTAL	21-2	.913

SOUTHLAND

TEAM	RECORD	PCT.
Lamar	1-0	1.000
Louisiana-Monroe		
McNeese St.		
Nicholls St.		
Northwestern St. (La.)	1-1	.500
Sam Houston St.		
Southeastern Louisiana		
Southwest Texas St.	1-0	1.000
Stephen F. Austin		
Texas-Arlington		
Texas-San Antonio		
TOTAL	3-1	.750

SUN BELT

TEAM	RECORD	PCT.
Ark.-Little Rock		
Arkansas St.	1-0	1.000
Denver		
Florida International		
Louisiana Tech		
New Mexico St.	1-0	1.000
New Orleans		
North Texas		
Middle Tennessee St.	0-1	.000
South Alabama		
Western Kentucky	3-1	.750
TOTAL	5-2	.714

TRANS AMERICA

TEAM	RECORD	PCT.
Campbell		
Central Florida		
Florida Atlantic		
Georgia St.		
Jacksonville	1-1	.500
Jacksonville St.		
Mercer	2-1	.667
Samford		
Stetson		
Troy State		
TOTAL	3-2	.600

WEST COAST

TEAM	RECORD	PCT.
Gonzaga		
Loyola Marymount		
Pepperdine	1-0	1.000
Portland	1-0	1.000
St. Mary's (Calif.)		
San Diego		
San Francisco	1-0	1.000
Santa Clara		
TOTAL	3-0	1.000

WESTERN ATHLETIC

TEAM	RECORD	PCT.
Fresno St.		
Hawaii	2-0	1.000
Nevada		
Rice		
San Jose St.	1-0	1.000
SMU	3-2	.600
Texas Christian	2-0	1.000
UTEP	0-1	.000
Tulsa	4-0	1.000
TOTAL	12-3	.800

ADVENT MEM. (0-1)

1-18-09	(A)	27	41	L

AIR FORCE (1-0)

12-17-65	(H)	78	58	W

AKRON (2-0)

1-16-37	(Cin)	32	22	W
11-28-81	(H)	83	64	W

ALABAMA (91-31)

1-25-23	(H)	35	45	L
2-5-25	(A)	15	24	L
2-1-26	(H)	27	16	W
1-25-29	(H)	26	27	L
2-8-32	(H)	50	22	W
2-13-33	(N)	35	21	W
2-1-34	(N)	33	28	W
2-8-34	(H)	26	21	W
2-1-35	(N)	33	26	W
2-11-35	(H)	25	16	W
2-3-36	(N)	32	30	W
2-7-36	(H)	40	34	W
2-1-37	(N)	38	27	W
2-10-37	(H)	31	34	L
1-31-38	(N)	57	31	W
2-12-38	(H)	28	21	W
1-28-39	(N)	38	41	L
2-1-39	(H)	45	27	W
1-28-40	(N)	32	36	L
2-10-40	(H)	46	18	W
2-3-41	(A)	38	36	W
2-8-41	(H)	46	38	W
3-1-41	(SEC)	39	37	W
2-2-42	(A)	35	41	L
2-9-42	(H)	50	34	W
2-28-42	(SEC)	36	34	W
1-30-43	(A)	32	41	L
2-6-43	(H)	67	41	W
3-3-45	(SEC)	52	41	W
3-2-46	(SEC)	59	30	W
2-3-47	(A)	48	37	W
2-17-47	(H)	63	33	W
2-5-48	(A)	41	31	W
2-16-48	(H)	63	33	W
2-2-49	(A)	56	40	W
2-14-49	(H)	74	32	W
2-5-50	(A)	66	64	W
2-13-50	(H)	77	57	W
1-13-51	(H)	65	48	W
1-26-52	(A)	71	67	W
3-1-54	(A)	68	43	W
2-28-55	(H)	66	52	W
2-25-56	(N)	77	101	L
2-23-57	(H)	79	60	W
2-22-58	(N)	*45	43	W
2-23-59	(H)	39	32	W
2-22-60	(N)	75	55	W
2-25-61	(H)	80	53	W
2-24-62	(A)	73	65	W
2-25-63	(H)	80	63	W
2-24-64	(A)	59	65	L
2-22-65	(A)	71	75	L
3-1-65	(H)	78	72	W
1-31-66	(H)	82	62	W
2-14-66	(A)	90	67	W
2-25-67	(A)	71	81	L
3-6-67	(H)	110	78	W
1-8-68	(A)	84	76	W
2-24-68	(H)	96	83	W
1-27-69	(A)	*83	70	W
2-24-69	(H)	108	79	W
1-26-70	(H)	86	71	W
2-23-70	(A)	98	89	W
1-25-71	(A)	86	73	W
2-22-71	(H)	101	74	W
1-31-72	(H)	77	74	W
2-28-72	(A)	70	73	L
1-29-73	(A)	95	93	W
2-26-73	(H)	111	95	W
1-21-74	(A)	77	81	L
2-23-74	(H)	71	94	L
1-20-75	(H)	74	69	W
2-22-75	(A)	84	79	W
1-5-76	(A)	63	76	L
3-6-76	(H)	90	85	W
1-29-77	(A)	87	85	W
2-26-77	(H)	85	70	W
1-23-78	(A)	62	78	L
2-20-78	(H)	97	84	W
1-13-79	(A)	52	55	L
2-10-79	(H)	80	71	W
3-1-79	(SEC)	101	100	W
1-12-80	(H)	64	78	L
2-9-80	(A)	72	63	W
1-17-81	(A)	55	59	L
2-14-81	(H)	77	62	W
1-16-82	(H)	86	69	W
2-13-82	(A)	72	62	W
3-6-82	(H-SEC)	46	48	L
1-8-83	(A)	67	74	L
2-5-83	(H)	76	70	W
3-11-83	(SEC)	64	69	L
1-9-84	(H)	76	66	W
2-4-84	(A)	62	69	L
3-9-84	(SEC)	48	46	W
1-12-85	(A)	58	60	L
2-13-85	(H)	51	48	W
1-11-86	(H)	76	52	W
2-13-86	(A)	73	71	W
3-8-86	(H-SEC)	83	72	W
3-20-86	(NCAA)	68	63	W
1-7-87	(H)	55	69	L
2-7-87	(A)	70	69	W
1-13-88	(A)	63	55	W
2-13-88	(H)	82	68	W
1-18-89	(A)	64	76	L
2-18-89	(H)	67	71	L
1-17-90	(H)	82	65	W
2-17-90	(A)	58	83	L
1-26-91	(A)	83	88	L
2-26-91	(H)	79	73	W
2-12-92	(H)	107	83	W
3-15-92	(SEC)	80	54	W
1-19-93	(A)	73	59	W
2-2-94	(H)	82	67	W
2-21-95	(A)	72	52	W
2-20-96	(H)	84	65	W
2-19-97	(A)	75	61	W
1-21-98	(Lou)	70	67	W
3-6-98	(SEC)	82	71	W
2-6-99	(A)	58	62	L
2-16-00	(H)	66	54	W

ALABAMA-BIR. (1-1)

12-20-80	(UKIT)	61	53	W
3-15-81	(NCAA)	62	69	L

ALASKA-ANCHORAGE (5-0)

12-1-79	(GAS)	97	68	W
12-19-80	(UKIT)	91	56	W
12-28-87	(H)	100	58	W
11-29-96	(GAS)	104	72	W
12-27-99	(H)	62	42	W

ALUMNI (4-0)

12-9-32	(H)	52	17	W
12-5-33	(H)	53	20	W
12-10-34	(H)	55	8	W
12-7-40	(H)	62	25	W

AMERICAN (1-0)

12-23-91	(H)	75	52	W

ARIZONA (2-3)

3-16-46	(NIT)	77	53	W
12-23-93	(Maui)	93	92	W
3-31-97	(NCAA)	*79	84	L
11-25-97	(Maui)	74	89	L
11-26-99	(N)	51	63	L

ARIZONA STATE (2-0)

12-14-91	(H)	94	68	W
3-23-95	(NCAA)	97	73	W

ARKANSAS (14-6)

12-18-45	(H)	67	42	W
12-13-48	(H)	76	39	W
1-2-50	(A)	57	53	W
3-25-78	(NCAA)	65	59	W
1-25-92	(H)	88	105	L
2-10-93	(A)	94	101	L
3-13-93	(SEC)	92	81	W
2-9-94	(H)	82	90	L
3-12-94	(SEC)	90	78	W
1-29-95	(A)	92	94	L
3-12-95	(SEC)	*95	93	W
2-11-96	(H)	88	73	W
3-9-96	(SEC)	95	75	W
1-26-97	(A)	83	73	W
1-17-98	(H)	*80	77	W
3-7-98	(SEC)	99	74	W
2-20-99	(A)	70	74	L
3-7-99	(SEC)	76	63	W
2-26-00	(H)	60	55	W
3-10-00	(SEC)	72	86	L

ARKANSAS STATE (1-0)

1-18-45	(H)	75	6	W

ARMY (1-0)

12-21-68	(UKIT)	80	65	W

ASHLAND YMCA (2-0)

1-10-14	(H)	28	15	W
1-20-14	(A)	30	19	W

AUBURN (73-17)

1-29-21	(H)	40	25	W
2-8-26	(H)	35	26	W
2-28-42	(SEC)	40	31	W
2-28-46	(SEC)	69	24	W
2-23-47	(SEC)	84	18	W
3-4-49	(SEC)	70	39	W
1-5-51	(H)	79	35	W
3-2-51	(SEC)	84	54	W
1-30-52	(A)	88	48	W
2-27-54	(N)	109	79	W
2-26-55	(H)	93	59	W
2-4-56	(N)	82	81	W
2-25-57	(H)	103	85	W
2-24-58	(N)	63	64	L
2-21-59	(H)	75	56	W
2-20-60	(A)	60	61	L
2-27-61	(H)	77	51	W
2-25-62	(A)	63	60	W
2-23-63	(H)	78	59	W
2-22-64	(N)	99	79	W
1-1-65	(H)	73	67	W
2-20-65	(A)	69	88	L
1-29-66	(H)	115	78	W
2-12-66	(A)	77	64	W
1-21-67	(H)	60	58	W
2-27-67	(A)	49	62	L
1-20-68	(A)	73	74	L
2-26-68	(H)	89	57	W
2-3-69	(H)	105	93	W
3-3-69	(A)	90	86	W
2-2-70	(A)	84	83	W
3-2-70	(H)	102	81	W
2-1-71	(H)	114	75	W
3-1-71	(A)	102	83	W
2-7-72	(A)	78	72	W
3-6-72	(H)	102	67	W
2-5-73	(H)	88	57	W
3-3-73	(A)	91	79	W
1-12-74	(H)	79	58	W
2-11-74	(A)	*97	99	L
1-11-75	(A)	85	90	L
2-10-75	(H)	119	76	W
1-26-76	(A)	*84	91	L
2-23-76	(H)	93	82	W
1-15-77	(A)	75	68	W
2-12-77	(H)	89	82	W
1-9-78	(A)	101	77	W
2-6-78	(H)	104	81	W
1-25-79	(A)	*86	83	W
1-29-79	(H)	66	59	W
1-2-80	(H)	67	65	W
1-30-80	(A)	64	62	W
2-28-80	(SEC)	69	61	W
1-7-81	(A)	79	66	W
2-4-81	(H)	102	74	W
1-6-82	(H)	83	71	W
2-3-82	(A)	*81	83	L
3-4-82	(H-SEC)	89	66	W
1-15-83	(H)	67	75	L
2-12-83	(A)	71	69	W
1-3-84	(A)	63	82	L
2-11-84	(H)	84	64	W
3-10-84	(SEC)	51	49	W
1-2-85	(H)	68	61	W
2-2-85	(A)	*49	47	W
1-6-86	(A)	56	60	L
1-31-86	(H)	81	71	W
1-3-87	(A)	63	60	W
2-4-87	(H)	75	71	W
3-6-87	(SEC)	72	79	L
1-9-88	(H)	52	53	L
2-10-88	(A)	69	62	W
1-25-89	(H)	86	76	W
2-20-89	(A)	75	77	L
1-24-90	(A)	70	74	L
2-24-90	(H)	98	95	W
1-29-91	(A)	89	81	W
3-2-91	(H)	114	93	W
2-8-92	(A)	85	67	W
2-27-93	(H)	80	78	W
1-30-94	(A)	91	74	W
1-4-95	(H)	98	64	W
3-10-95	(SEC)	93	81	W
2-27-96	(A)	88	73	W
1-18-97	(H)	77	53	W
3-7-97	(SEC)	92	50	W
2-25-98	(A)	83	58	W
1-20-99	(H)	72	62	W
3-6-99	(SEC)	69	57	W
1-11-00	(A)	63	66	L

AUSTIN PEAY (3-0)

3-15-73	(NCAA)	106	100	W
11-29-86	(H)	71	69	W
12-27-88	(N)	85	77	W

BAYLOR (6-0)

12-23-46	(H)	75	34	W
3-23-48	(NCAA)	58	42	W
3-29-48	(H)	77	59	W
12-16-61	(H)	94	60	W
12-14-63	(H)	101	65	W
12-8-79	(H)	80	46	W

BEREA (11-0)

1-9-26	(H)	37	23	W
1-4-28	(H)	37	16	W
12-31-29	(H)	29	26	W
12-31-30	(H)	41	25	W
12-22-31	(H)	52	27	W
12-17-35	(H)	58	30	W
12-12-36	(H)	70	26	W
12-15-37	(H)	69	35	W
12-9-39	(H)	74	24	W
12-4-43	(H)	54	40	W
12-4-44	(H)	56	32	W

BETHANY (1-0)

2-4-11	(H)	24	11	W

BOSTON UNIVERSITY (2-0)

12-20-86	(UKIT)	81	69	W
12-10-94	(H)	90	49	W

BOWLING GREEN (2-1)

2-11-49	(N)	63	61	W
12-17-76	(UKIT)	77	59	W
12-16-88	(UKIT)	54	56	L

BRADLEY (3-0)

2-5-49	(N)	62	52	W
12-30-49	(SB)	71	66	W
11-30-79	(GAS)	79	58	W

BRIGHAM YOUNG (3-0)

12-28-51	(SB)	84	64	W
12-17-83	(UKIT)	93	59	W
3-17-84	(NCAA)	93	68	W

BUTLER (4-0)

2-23-11	(H)	21	16	W
2-11-36	(A)	39	28	W
3-16-62	(NCAA)	81	60	W
11-27-82	(H)	90	53	W

CALIFORNIA (2-0)

12-21-79	(UKIT)	78	52	W
11-28-88	(N)	89	71	W

CANISIUS (2-0)

1-9-97	(H)	68	45	W
12-10-97	(A)	81	54	W

CARNEGIE TECH (2-0)

12-18-31	(H)	36	34	W
12-28-43	(N)	61	14	W

CENTENARY (3-1)

2-7-23	(H)	21	28	L
12-21-36	(H)	37	19	W
12-22-37	(H)	35	25	W
12-27-40	(H)	70	18	W

CENTRAL (7-9)

1-19-06	(H)	15	14	W
1-26-06	(A)	17	15	W
1-25-07	(H)	22	9	W
2-12-07	(H)	*23	25	L
3-9-07	(H)	13	15	L
1-25-08	(A)	21	32	L
2-13-08	(H)	31	20	W
3-7-08	(A)	10	29	L
1-27-09	(H)	24	23	W
2-6-09	(A)	20	35	L
2-26-09	(H)	20	26	L
1-28-10	(A)	17	87	L
3-5-10	(H)	13	31	L
3-11-10	(A)	9	51	L
1-12-12	(A)	32	13	W
2-1-12	(H)	52	10	W

CENTRAL MICHIGAN (1-0)

3-20-75	(NCAA)	90	73	W

CENTRE (18-10)

2-15-16	(A)	38	5	W
2-29-16	(H)	38	14	W
1-17-17	(H)	31	21	W
2-16-17	(A)	24	38	L
1-17-18	(A)	21	29	L
2-21-18	(H)	***22	20	W
3-9-18	(Lou)	12	24	L
1-25-19	(A)	30	38	L
2-24-19	(H)	10	21	L
2-14-20	(A)	15	44	L
3-6-20	(H)	*18	20	L
2-8-21	(A)	27	29	L

*OVERTIME GAMES

2-18-21 (H) ....20....13 ....W
2-4-22 (A) ....28....21 ....W
2-20-22 (H) ....40....23 ....W
1-27-23 (H) ....14....21 L
2-14-23 (A) ....10....17 L
2-9-24 (A) ....27....18 ....W
2-21-24 (H) ....38....24 ....W
1-17-25 (A) ....33....26 ....W
2-21-25 (H) ....39....10 ....W
1-21-26 (H) ....45....25 ....W
2-4-26 (A) ....46....19 ....W
1-29-27 (H) ....27....25 ....W
2-12-27 (A) ....22....16 ....W
1-9-28 (A) ....36....23 ....W
2-18-28 (H) ....30....20 ....W
2-13-29 (H) ....47....11 ....W

CCNY (0-1)

3-14-50 (NIT) ....50....89 L

CHAMINADE (1-0)

11-26-85 (A) ....89....57 ....W

COLL. OF CHARLESTON (1-0)

11-30-96 (GAS) ....92....65 ....W

CHICAGO (2-0)

12-30-32 (A) ....58....26 ....W
1-2-35 (H) ....42....16 ....W

CHRIST CHURCH (CIN. 0-4)

2-3-06 (H) ....24....38 L
2-15-06 (A) ....17....54 L
2-11-11 (A) ....21....32 L
3-1-13 (H) ....19....30 L

CINCINNATI (26-10)

3-4-04 (H) ....25....21 ....W
1-27-06 (H) ....16....29 L
1-19-09 (A) ....25....41 L
2-18-09 (H) ....28....23 ....W
2-7-10 (A) ....17....47 L
2-8-13 (H) ....20....18 ....W
2-21-14 (H) ....20....18 ....W
1-14-16 (A) ....39....24 ....W
2-19-16 (H) ....34....10 ....W
1-31-19 (A) ....18....28 L
2-21-19 (H) ....34....21 ....W
1-17-20 (A) ....11....13 L
1-26-21 (A) ....26....19 ....W
2-5-23 (A) ....24....33 L
12-13-24 (H) ....28....23 ....W
1-3-25 (A) ....20....24 L
12-18-26 (H) ....10....48 L
12-27-26 (A) ....22....51 L
12-16-33 (H) ....31....25 ....W
12-18-37 (H) ....38....21 ....W
12-17-38 (H) ....44....27 ....W
12-16-39 (H) ....30....39 L
12-12-42 (H) ....61....39 ....W
12-18-43 (H) ....58....30 ....W
2-12-44 (A) ....38....34 ....W
12-9-44 (H) ....66....24 ....W
2-24-45 (A) ....65....35 ....W
12-15-45 (H) ....67....31 ....W
12-7-46 (A) ....80....49 ....W
12-13-47 (A) ....67....31 ....W
1-24-48 (H) ....70....43 ....W
12-20-83 (A) ....24....11 ....W
12-22-84 (H) ....66....55 ....W
12-3-85 (H) ....84....54 ....W
12-1-87 (H) ....101....77 ....W
11-28-90 (A) ....75....71 ....W

CINCINNATI YMCA (0-2)

1-21-05 (H) ....22....43 L
2-16-06 (A) ....9....38 L

CLEMSON (12-4)

2-16-22 (H) ....38....14 ....W
2-15-23 (H) ....13....30 L
2-13-24 (H) ....38....13 ....W
12-16-27 (H) ....33....17 ....W
1-3-30 (H) ....31....15 ....W
2-1-30 (A) ....34....20 ....W
1-3-31 (H) ....33....21 ....W
2-14-31 (A) ....26....29 L
1-2-32 (H) ....43....24 ....W
1-14-32 (A) ....30....17 ....W
1-16-33 (H) ....67....18 ....W
2-1-34 (A) ....42....32 ....W
12-21-39 (A) ....55....31 ....W
3-7-79 (NIT) ....*67....68 L
11-15-96 (N) ....*71....79 L
11-29-97 (N) ....76....61 ....W

COLORADO (1-0)

11-26-98 (N) ....64....52 ....W

COLORADO STATE (1-0)

12-1-59 (H) ....106....73 ....W

COLUMBIA (1-0)

3-18-48 (NCAA) ..76....53 ....W

CORNELL (0-1)

12-28-66 (H) ....77....92 L

CREIGHTON (7-4)

1-10-30 (H) ....27....28 L
1-11-30 (H) ....25....21 ....W
1-6-33 (A) ....32....26 ....W
2-7-33 (A) ....22....34 L
2-22-35 (H) ....63....42 ....W
2-23-35 (H) ....24....12 ....W
2-22-36 (H) ....29....31 L
2-21-36 (H) ....68....38 ....W
1-8-37 (H) ....59....36 ....W
12-19-40 (A) ....45....54 L
1-2-48 (A) ....65....23 ....W

CUMBERLAND (4-1)

3-1-17 (A) ....48....20 ....W
2-28-18 (A) ....42....21 ....W
2-8-19 (A) ....22....21 ....W
2-26-20 (A) ....21....30 L
1-15-21 (H) ....37....21 ....W

DARTMOUTH (3-1)

3-21-42 (NCAA) ..28....47 L
12-27-62 (H) ....95....49 ....W
1-2-65 (H) ....107....77 ....W
12-21-73 (H) ....102....77 ....W

DAVIDSON (1-0)

3-14-86 (NCAA) ..75....55 ....W

DAYTON (3-2)

1-11-47 (H) ....70....29 ....W
12-21-55 (UKIT) ....74....89 L
3-11-66 (NCAA) ..86....79 ....W
12-22-67 (UKIT) ....88....85 ....W
11-29-99 (N) ....66....68 L

DEPAUL (17-3)

2-20-43 (A) ....44....53 L
12-12-46 (LV) ....65....45 ....W
2-8-47 (A) ....47....53 L
12-10-47 (N) ....74....50 ....W
1-31-48 (A) ....68....51 ....W
12-8-48 (N) ....67....36 ....W
1-22-49 (N) ....56....45 ....W
12-21-49 (LV) ....49....47 ....W
1-21-50 (A) ....86....53 ....W
1-8-51 (H) ....63....55 ....W
2-19-51 (A) ....60....57 ....W
12-20-51 (H) ....98....60 ....W
2-23-52 (A) ....63....61 ....W
1-11-54 (H) ....81....63 ....W
2-20-54 (A) ....76....61 ....W
1-10-55 (H) ....92....59 ....W
2-19-55 (A) ....76....72 ....W
12-12-55 (H) ....71....69 ....W
2-18-56 (A) ....79....81 L
12-18-70 (UKIT) ..106....85 ....W

DEPAUW (1-3)

1-24-10 (H) ....11....24 L
2-9-10 (A) ....16....28 L
12-19-25 (H) ....29....38 L
2-4-44 (H) ....38....35 ....W

DETROIT MERCY (1-1)

1-10-44 (A) ....26....34 L
12-7-82 (H) ....83....46 ....W

DUKE (11-7)

3-3-30 (SC) ....32....37 L
2-28-31 (SC) ....35....30 ....W
2-6-32 (H) ....37....30 ....W
12-21-53 (UKIT) ....85....69 ....W
2-1-56 (H) ....81....76 ....W
12-18-56 (A) ....84....85 L
12-2-57 (H) ....78....74 ....W
12-8-58 (A) ....78....64 ....W
12-31-63 (SB) ....81....79 ....W
3-18-66 (NCAA) ..83....79 ....W
12-20-69 (UKIT) ....98....76 ....W
3-27-78 (NCAA) ..94....88 ....W
11-17-79 (N) ....*76....80 L
3-13-80 (NCAA) ..54....55 L
11-19-88 (N) ....55....80 L
3-28-92 (NCAA) ....103..104* L
3-22-98 (NCAA) ....86....84 ....W
12-22-98 (N) ....60....71 L

DUQUESNE (1-0)

12-17-82 (UKIT) ....55....42 ....W

EASTERN KENTUCKY (6-0)

12-15-28 (H) ....35....10 ....W
12-27-90 (H) ....74....60 ....W
1-18-92 (H) ....85....55 ....W
12-8-92 (H) ....82....73 ....W
12-8-93 (H) ....107....78 ....W
11-17-98 (H) ....99....64 ....W

EAST CAROLINA (1-0)

12-20-85 (UKIT) ....86....52 ....W

EAST TENNESSEE (2-0)

11-29-80 (H) ....62....57 ....W
12-21-84 (H) ....69....54 ....W

FLORIDA (75-23)

1-3-27 (H) ....44....36 ....W
3-2-31 (SC) ....56....36 ....W
2-25-33 (SEC) ....48....24 ....W
2-24-34 (SEC) ....32....38 L
2-26-42 (SEC) ....42....36 ....W
3-1-45 (SEC) ....57....35 ....W
3-1-46 (SEC) ....69....32 ....W
3-4-48 (SEC) ....87....31 ....W
3-3-49 (SEC) ....73....36 ....W
12-14-50 (H) ....85....37 ....W
1-12-52 (A) ....99....52 ....W
2-8-54 (H) ....97....55 ....W
2-3-55 (H) ....87....63 ....W
2-6-56 (A) ....81....70 ....W
2-2-57 (H) ....61....28 ....W
1-31-58 (A) ....78....56 ....W
1-31-58 (H) ....94....51 ....W
1-29-60 (A) ....75....62 ....W
2-4-61 (H) ....89....68 ....W
1-2-62 (A) ....81....69 ....W
2-2-63 (H) ....94....71 ....W
2-1-64 (A) ....77....72 ....W
1-23-65 (A) ....68....84 L
1-30-65 (H) ....78....61 ....W
1-8-66 (A) ....78....64 ....W
2-7-66 (H) ....85....75 ....W
12-17-66 (H) ....75....78 L
1-14-67 (A) ....72....89 L
12-4-67 (H) ....99....76 ....W
1-13-68 (A) ....78....96 L
1-11-69 (H) ....88....67 ....W
2-15-69 (A) ....81....82 L
1-10-70 (A) ....88....69 ....W
2-14-70 (H) ....110....65 ....W
1-9-71 (H) ....101....75 ....W
2-13-71 (A) ....65....74 L
2-15-72 (A) ....70....72 L
2-19-72 (H) ....95....68 ....W
1-13-73 (H) ....95....65 ....W
2-17-73 (A) ....94....83 ....W
1-25-74 (A) ....91....82 ....W
2-25-74 (H) ....65....75 L
1-25-75 (H) ....87....65 ....W
2-24-75 (A) ....58....66 L
1-24-76 (A) ....89....82 ....W
2-22-76 (A) ....96....89 ....W
1-17-77 (A) ....73....71 ....W
2-14-77 (H) ....104....78 ....W
1-7-78 (A) ....86....67 ....W
2-4-78 (H) ....88....61 ....W
1-3-79 (A) ....65....76 L
1-27-79 (H) ....87....81 ....W
1-17-80 (A) ....76....63 ....W
2-13-80 (H) ....95....70 ....W
1-21-81 (H) ....102....48 ....W
2-18-81 (H) ....69....56 ....W
1-20-82 (A) ....91....76 ....W
2-17-82 (H) ....84....78 ....W
1-17-83 (H) ....70....63 ....W
2-14-83 (A) ....73....61 ....W
1-17-84 (A) ....57....69 L
2-13-84 (H) ....67....65 ....W
1-19-85 (H) ....55....67 L
2-20-85 (A) ....76....68 ....W
3-7-85 (SEC) ....55....58 L
1-18-86 (A) ....72....55 ....W
2-19-86 (H) ....80....69 ....W
1-14-87 (H) ....67....62 ....W
2-14-87 (A) ....56....74 L
1-20-88 (H) ....56....58 L
2-20-88 (A) ....76....83 L
1-12-89 (A) ....69....56 ....W
2-11-89 (H) ....53....59 L
1-10-90 (H) ....89....81 ....W
2-12-90 (A) ....78....74 ....W
1-23-91 (H) ....81....65 ....W
2-23-91 (A) ....90....74 ....W
1-11-92 (H) ....81....60 ....W
3-4-92 (A) ....62....79 L
1-30-93 (H) ....71....48 ....W
3-7-93 (A) ....85....77 ....W
1-18-94 (A) ....57....59 L
3-2-94 (H) ....80....77 ....W
3-13-94 (SEC) ....73....60 ....W
1-10-95 (A) ....83....67 ....W
2-18-95 (H) ....87....77 ....W
3-11-95 (SEC) ....86....72 ....W
2-3-96 (H) ....77....63 ....W
2-24-96 (A) ....94....63 ....W
3-8-96 (SEC) ....100....76 ....W
1-29-97 (A) ....92....65 ....W
2-15-97 (H) ....85....56 ....W
2-1-98 (H) ....78....86 L
2-18-98 (A) ....79....54 ....W
1-2-99 (H) ....93....58 ....W
2-4-99 (A) ....68....75 L
2-8-00 (A) ....73....90 L
3-4-00 (H) ....85....70 ....W

FLORIDA STATE (6-2)

12-1-58 (H) ....91....68 ....W
12-3-60 (H) ....58....63 L
12-12-62 (H) ....83....54 ....W
3-18-72 (NCAA) ..54....73 L
3-7-77 (LOU) ....97....57 ....W
3-11-78 (NCAA) ..85....76 ....W
3-8-80 (NCAA) ..97....78 ....W
3-27-93 (NCAA) 106....81 ....W

FT. BENNING (1-0)

1-7-46 (H) ....81....25 ....W

FT. KNOX (7-0)

1-4-43 (H) ....64....30 ....W
12-1-43 (H) ....51....18 ....W
1-31-44 (H) ....76....48 ....W
12-2-44 (H) ....56....23 ....W
12-1-45 (H) ....59....34 ....W
12-2-46 (H) ....68....31 ....W
12-1-47 (H) ....80....41 ....W

FURMAN (1-0)

12-19-89 (H) ....104....73 ....W

GEORGE WASHINGTON (1-0)

11-24-97 (N) ....70....55 ....W

GEORGIA (97-17)

3-1-21 (SIAA) ....20....19 ....W
2-3-23 (H) ....19....23 L
2-7-25 (A) ....24....28 L
2-28-25 (SC) ....31....32 L
2-15-26 (A) ....22....18 ....W
2-27-26 (SC) ....39....34 ....W
2-25-28 (SC) ....33....16 ....W
3-2-29 (SC) ....24....26 L
2-1-30 (H) ....*22....21 ....W
2-14-30 (H) ....36....23 ....W
2-13-31 (A) ....16....25 L
3-2-40 (SEC) ....51....43 ....W
1-19-42 (A) ....51....26 ....W
1-31-42 (H) ....55....38 ....W
1-18-43 (A) ....60....28 ....W
2-26-43 (SEC) ....58....30 ....W
3-2-44 (SEC) ....57....29 ....W
1-29-45 (N) ....73....37 ....W
1-21-47 (A) ....84....45 ....W
2-10-47 (H) ....81....40 ....W
1-20-48 (A) ....88....51 ....W
2-21-49 (H) ....95....40 ....W
1-17-50 (A) ....60....71 L
1-28-50 (H) ....88....56 ....W
3-4-50 (SEC) ....79....63 ....W
2-23-51 (H) ....88....41 ....W
1-14-52 (LV) ....95....55 ....W
2-4-54 (H) ....106....55 ....W
2-6-54 (LV) ....100....68 ....W
2-9-55 (H) ....86....40 ....W
2-27-56 (LV) ....143....56 ....W
1-30-57 (H) ....84....53 ....W
1-29-58 (N) ....74....55 ....W
1-29-59 (H) ....108....55 ....W
1-27-60 (N) ....84....60 ....W
2-7-61 (H) ....74....67 ....W
1-31-62 (N) ....86....59 ....W
1-31-63 (H) ....74....67 ....W
2-3-64 (A) ....103....83 ....W
1-25-65 (A) ....102....82 ....W
2-1-65 (H) ....96....64 ....W
1-10-66 (A) ....**69....65 ....W
2-5-66 (H) ....74....50 ....W
1-16-67 (A) ....40....49 L
2-20-67 (H) ....101....76 ....W
1-15-68 (H) ....104....73 ....W
2-19-68 (A) ....106....87 ....W
1-13-69 (H) ....88....67 ....W
2-17-69 (A) ....85....77 ....W
1-12-70 (A) ....72....71 ....W
2-16-70 (H) ....116....86 ....W
1-11-71 (H) ....79....66 ....W
2-15-71 (A) ....107....95 ....W
1-17-72 (A) ....73....85 L
2-21-72 (H) ....87....63 ....W
1-15-73 (H) ....89....68 ....W

2-19-73	(H)	99	86	W
1-7-74	(H)	*80	74	W
2-9-74	(A)	86	72	W
1-6-75	(A)	96	77	W
2-8-75	(H)	75	61	W
1-12-76	(H)	92	76	W
2-9-76	(A)	81	86	L
1-3-77	(H)	*64	59	W
3-7-77	(A)	72	54	W
1-30-78	(H)	90	73	W
2-27-78	(A)	78	67	W
1-22-79	(H)	73	64	W
2-19-79	(A)	90	74	W
12-17-80	(N)	95	69	W
1-26-80	(H)	56	49	W
1-3-81	(H)	76	62	W
1-31-81	(A)	**71	68	W
1-2-82	(A)	68	66	W
1-30-82	(H)	82	73	W
1-29-83	(A)	63	70	L
2-26-83	(H)	81	72	W
1-28-84	(H)	64	40	W
2-25-84	(A)	66	64	W
3-8-84	(SEC)	92	79	W
1-23-85	(A)	73	81	L
2-24-85	(H)	77	79	L
1-23-86	(H)	74	69	W
2-22-86	(A)	80	75	W
12-30-86	(LV)	65	69	L
2-25-87	(A)	71	79	L
1-2-88	(A)	84	77	W
3-2-88	(H)	80	72	W
3-13-88	(SEC)	62	57	W
1-4-89	(H)	76	65	W
2-5-89	(A)	72	84	L
1-3-90	(A)	91	106	L
2-3-90	(H)	88	77	W
1-2-91	(A)	81	80	W
2-3-91	(H)	96	84	W
1-7-92	(H)	78	66	W
2-23-92	(A)	84	73	W
1-5-93	(A)	74	59	W
2-20-93	(H)	86	70	W
1-8-94	(A)	*90	94	L
2-27-94	(H)	80	59	W
1-14-95	(H)	83	71	W
3-1-95	(A)	97	74	W
1-24-96	(A)	82	77	W
2-14-96	(H)	86	73	W
1-14-97	(A)	86	65	W
2-1-97	(H)	82	57	W
3-9-97	(SEC)	95	68	W
1-6-98	(A)	90	79	W
1-22-98	(H)	85	74	W
1-26-99	(A)	*91	83	W
2-17-99	(H)	92	71	W
1-26-00	(A)	75	69	W
2-19-00	(H)	70	64	W

GEORGIA TECH (56-14)

2-23-24	(H)	33	27	W
2-6-25	(A)	18	16	W
1-16-26	(H)	25	24	W
1-22-27	(A)	16	48	L
2-11-28	(H)	31	35	L
1-16-29	(A)	33	19	W
2-8-30	(H)	39	19	W
2-9-31	(H)	38	34	W
2-16-31	(A)	35	16	W
2-11-33	(H)	45	22	W
2-10-34	(H)	49	25	W
2-9-35	(H)	57	30	W
2-27-37	(SEC)	40	30	W
2-19-40	(A)	39	44	L
1-20-41	(A)	47	37	W
2-17-41	(H)	60	41	W
1-20-42	(A)	63	53	W
2-16-42	(H)	57	51	W
1-19-43	(A)	38	36	L
2-15-43	(H)	58	31	W
1-22-45	(A)	64	58	W
2-3-45	(H)	51	32	W
1-21-46	(A)	68	43	W
1-28-46	(H)	54	26	W
1-20-47	(A)	70	47	W
2-22-47	(H)	83	46	W
3-1-47	(SEC)	75	53	W
1-19-48	(A)	71	56	W
2-21-48	(H)	78	54	W
3-6-48	(LV)	54	43	W
1-17-49	(H)	56	45	W
2-19-49	(H)	78	32	W
1-16-50	(A)	61	47	W
2-18-50	(H)	97	62	W
1-22-51	(A)	82	61	W
2-9-51	(H)	75	42	W
3-3-51	(SEC)	82	56	W
1-21-52	(A)	96	51	W
2-9-52	(H)	93	42	W
2-28-52	(SEC)	80	59	W
1-9-54	(H)	105	53	W
2-2-54	(LV)	99	48	W
1-8-55	(H)	58	59	L
1-31-55	(A)	59	65	L
1-7-56	(H)	104	51	W
1-30-56	(A)	84	62	W
1-5-57	(H)	95	75	W
1-28-57	(A)	76	65	W
1-4-58	(A)	76	60	W
1-27-58	(A)	52	71	L
1-3-59	(H)	72	62	W
1-26-59	(H)	94	70	W
1-2-60	(H)	54	62	L
1-25-60	(A)	44	65	L
1-7-61	(H)	89	79	W
1-30-61	(A)	60	62	L
1-6-62	(H)	89	70	W
1-29-62	(A)	71	62	W
1-5-63	(H)	**85	86	L
1-28-63	(A)	62	66	L
1-4-64	(A)	67	76	L
1-25-64	(H)	79	62	W
12-19-75	(UKIT)	66	64	W
12-21-91	(A)	80	81	L
12-5-92	(H)	96	87	W
12-9-95	(H)	83	60	W
12-21-96	(N)	88	59	W
12-13-97	(H)	85	71	W
12-19-98	(N)	80	39	W
1-5-00	(LV)	80	71	W

GEORGETOWN (KY) (35-15)

2-6-03	(H)	6	15	L
2-4-04	(A)	11	26	L
2-13-04	(H)	10	22	L
1-13-05	(H)	9	14	L
1-20-06	(A)	9	34	L
2-9-06	(H)	22	28	L
1-19-07	(H)	16	15	W
2-21-07	(A)	8	19	L
2-10-08	(A)	22	30	L
3-3-08	(H)	18	13	W
2-8-09	(H)	43	32	W
2-15-09	(A)	48	19	W
1-22-10	(H)	31	11	W
2-4-10	(A)	16	34	L
3-8-10	(H)	24	23	W
2-17-11	(A)	47	22	W
1-5-12	(H)	38	12	W
3-1-12	(A)	19	18	W
1-18-16	(A)	29	22	W
1-31-16	(H)	30	22	W
1-27-17	(A)	19	22	L
2-21-17	(H)	32	18	W
1-24-18	(H)	22	18	W
2-14-18	(A)	25	16	W
1-18-19	(H)	30	32	L
2-15-19	(A)	18	22	L
1-31-20	(H)	25	14	W
2-17-20	(A)	28	16	W
1-18-21	(H)	38	23	W
2-15-21	(A)	56	11	W
1-14-22	(H)	17	26	L
2-16-22	(A)	26	17	W
2-24-22	(SIA)	41	21	W
1-13-23	(A)	24	13	W
2-19-23	(H)	21	48	L
1-12-24	(A)	32	24	W
2-11-24	(H)	39	35	W
1-10-25	(H)	25	17	W
2-14-25	(A)	36	21	W
1-12-26	(A)	36	21	W
1-30-26	(H)	25	20	W
2-1-27	(A)	19	26	L
12-14-29	(H)	46	9	W
12-18-30	(H)	67	19	W
12-15-31	(H)	66	24	W
12-12-32	(H)	62	21	W
12-9-33	(H)	41	12	W
12-6-35	(H)	42	17	W
12-9-36	(H)	46	21	W
12-2-38	(H)	39	19	W

GEORGETOWN U. (0-2)

2-11-22	(A)	23	28	L
3-31-84	(NCAA)	40	53	L

GREAT LAKES NAVY (0-2)

3-14-42	(Lou)	47	58	L
3-6-43	(Lou)	39	53	L

HARDIN-SIMMONS (1-0)

12-1-65	(H)	83	55	W

HAWAII (2-0)

11-27-85	(A)	98	65	W
11-28-87	(H)	86	59	W

HOLY CROSS (2-0)

3-20-48	(NCAA)	60	52	W
12-16-48	(A)	51	48	W

HOUSTON (2-0)

12-29-56	(SB)	111	76	W
1-22-84	(H)	74	67	W

IDAHO (2-0)

12-9-46	(H)	65	35	W
12-17-55	(H)	91	35	W

ILLINOIS (11-4)

1-5-25	(A)	26	36	L
3-20-42	(NCAA)	46	44	W
12-20-43	(A)	41	43	L
2-7-44	(H)	51	40	W
3-22-49	(NCAA)	76	47	W
3-24-51	(NCAA)	76	74	W
12-22-56	(UKIT)	91	70	W
12-30-58	(Lou)	76	75	W
12-21-60	(UKIT)	83	78	W
12-19-64	(UKIT)	86	91	L
12-8-65	(A)	86	68	W
12-5-66	(H)	*97	98	L
12-11-82	(H)	76	57	W
12-24-83	(A)	56	54	W
3-24-84	(NCAA)	54	51	W

INDIANA (22-21)

12-18-24	(H)	18	20	L
1-5-26	(A)	23	34	L
12-21-26	(H)	19	38	L
2-4-28	(A)	29	48	L
12-30-40	(SB)	45	48	L
12-23-42	(LV)	52	58	L
12-11-43	(LV)	66	41	W
12-16-44	(LV)	61	43	W
12-18-65	(UKIT)	91	56	W
12-13-69	(H)	109	92	W
12-12-70	(A)	*95	93	W
12-11-71	(LV)	**89	90	L
12-9-72	(A)	58	64	L
3-17-73	(NCAA)	65	72	L
12-8-73	(LV)	68	77	L
12-7-74	(A)	74	98	L
3-22-75	(NCAA)	92	90	W
12-15-75	(LV)	*68	77	L
12-6-76	(A)	66	51	W
12-5-77	(H)	78	64	W
12-16-78	(A)	*67	68	L
12-15-79	(H)	69	58	W
12-6-80	(A)	68	66	W
12-8-81	(H)	85	69	W
12-22-82	(A)	59	62	L
3-24-83	(NCAA)	64	59	W
12-3-83	(H)	59	54	W
12-8-84	(A)	68	81	L
12-7-85	(H)	63	58	W
12-6-86	(A)	66	71	L
12-5-87	(N)	*82	76	W
12-20-88	(H)	52	75	L
12-2-89	(N)	69	71	L
12-18-90	(A)	84	87	L
12-7-91	(N)	76	74	W
1-3-93	(LV)	81	79	W
12-4-93	(N)	84	96	L
12-7-94	(LV)	73	70	W
12-2-95	(N)	89	82	W
12-7-96	(LV)	99	65	W
12-6-97	(N)	75	72	W
12-8-98	(LV)	*70	61	W
12-4-99	(N)	75	83	L

INDIANA CENTRAL (4-0)

11-28-46	(H)	78	36	W
11-29-47	(H)	80	41	W
11-29-48	(H)	74	38	W
12-3-49	(H)	94	61	W

IONA (5-0)

12-23-77	(H)	104	65	W
12-2-79	(GAS)	57	50	W
12-19-86	(UKIT)	75	59	W
11-25-88	(N)	56	54	W
12-29-95	(N)	106	79	W

IOWA (4-2)

3-17-56	(NCAA)	77	89	L
12-21-62	(UKIT)	94	69	W
12-4-64	(H)	85	77	W
12-4-72	(H)	66	79	L
12-14-73	(A)	88	80	W
3-15-97	(NCAA)	75	69	W

IOWA STATE (2-0)

12-9-64	(H)	100	74	W
3-22-92	(NCAA)	106	98	W

JACKSONVILLE (1-1)

3-14-70	(NCAA)	100	106	L
12-18-81	(UKIT)	107	91	W

KANSAS (19-3)

12-16-50	(H)	68	39	W
12-14-59	(A)	*77	72	W
12-6-69	(H)	115	85	W
12-4-71	(A)	79	69	W
12-23-72	(H)	77	71	W
12-3-73	(A)	63	71	L
12-23-74	(LV)	100	63	W
12-13-75	(A)	54	48	W
12-11-76	(H)	90	63	W
12-10-77	(A)	73	66	W
12-9-78	(H)	*67	66	W
12-12-79	(A)	57	56	W
12-13-80	(H)	87	73	W
12-12-81	(A)	*77	74	W
12-29-82	(LV)	82	62	W
12-10-84	(A)	72	50	W
12-31-85	(LV)	92	89	W
12-14-86	(A)	66	83	L
12-9-89	(A)	95	150	L
12-8-90	(H)	88	71	W
12-1-98	(N)	63	45	W
3-14-99	(NCAA)	*92	88	W

KANSAS STATE (7-0)

1-4-40	(H)	53	26	W
12-20-40	(H)	28	25	W
3-27-51	(NCAA)	68	58	W
12-23-61	(UKIT)	80	67	W
12-23-66	(UKIT)	83	79	W
12-6-71	(A)	71	64	W
3-16-76	(NIT)	81	78	W

KENTUCKY WESLEYAN (8-2-1)

1-8-10	(A)	14	12	W
1-27-11	(A)	19	25	L
1-9-18	(H)	23	13	W
2-9-18	(A)	21	21	T
1-13-19	(H)	46	5	W
2-22-19	(A)	18	13	W
2-21-20	(H)	43	13	W
1-12-21	(H)	38	13	W
1-10-27	(A)	24	31	L
2-18-30	(H)	32	20	W
12-10-38	(H)	57	18	W

LAMAR (1-0)

12-13-86	(H)	71	56	W

LASALLE (3-0)

12-22-53	(UKIT)	73	60	W
12-22-54	(UKIT)	63	54	W
12-2-78	(H)	109	77	W

LEXINGTON HIGH (1-1)

1-9-09	(H)	28	9	W
1-13-11	(H)	29	36	L

LEXINGTON YMCA (2-5)

2-19-03	(H)	11	10	W
1-16-07	(H)	17	25	L
3-1-07	(A)	22	41	L
1-10-08	(A)	19	29	L
2-15-08	(H)	19	23	L
1-27-12	(H)	32	20	W
1-24-13	(H)	25	27	L

LONG ISLAND U. (2-1)

1-4-39	(MSG)	34	52	L
1-1-45	(MSG)	*62	52	W
3-17-47	(MSG)	63	62	W

LSU (70-21)

2-27-33	(SEC)	51	38	W
2-26-37	(SEC)	57	37	W
3-3-39	(SEC)	53	34	W
3-3-44	(SEC)	55	28	W
3-2-45	(SEC)	68	37	W
3-2-46	(SEC)	59	36	W
3-5-48	(SEC)	63	47	W
1-31-51	(A)	81	59	W
1-5-52	(H)	57	47	W
3-1-52	(SEC)	44	43	W
3-9-54	(N)	63	56	W
12-4-54	(H)	74	58	W
1-17-55	(A)	64	62	W
12-3-55	(A)	62	52	W
1-14-56	(H)	107	65	W
1-12-57	(A)	51	46	W
1-11-58	(H)	97	52	W
1-10-59	(A)	76	61	W

*OVERTIME GAMES

1-9-60 (H) ....77....45 ....W
1-13-61 (A) ....59....73 L
1-12-62 (H) ....84....63 ....W
1-11-63 (A) ....63....56 ....W
1-10-64 (H) ....103....84 ....W
1-9-65 (A) ....79....66 ....W
1-24-66 (H) ....111....85 ....W
1-28-67 (H) ....102....72 ....W
2-4-67 (A) ....105....84 ....W
1-27-68 (A) ....121....95 ....W
2-3-68 (H) ....109....96 ....W
1-25-69 (A) ....108....96 ....W
2-22-69 (H) ....103....89 ....W
1-24-70 (H) ....109....96 ....W
2-21-70 (A) ....121..105 ....W
1-23-71 (A) ....82....79 ....W
2-20-71 (H) ....110....73 ....W
1-29-72 (H) ....89....71 ....W
2-26-72 (A) ....71....88 L
1-27-73 (A) ....86....71 ....W
2-24-73 (H) ....94....76 ....W
1-5-74 (A) ....84....95 L
2-4-74 (H) ....73....70 ....W
1-4-75 (H) ....115....80 ....W
2-3-75 (A) ....77....76 ....W
2-2-76 (H) ....85....71 ....W
3-1-76 (A) ....85....70 ....W
1-22-77 (H) ....87....72 ....W
2-19-77 (A) ....90....76 ....W
1-14-78 (H) ....96....76 ....W
2-11-78 (A) ....*94....95 L
1-6-79 (H) ....89....93 L
2-3-79 (A) ....61....70 L
3-2-79 (SEC) ....80....67 ....W
1-28-80 (H) ....60....65 L
2-24-80 (A) ....*76....74 ....W
3-1-80 (SEC) ....78....80 L
1-19-81 (A) ....67....81 L
3-1-81 (H) ....73....71 ....W
1-25-82 (H) ....76....65 ....W
2-27-82 (A) ....78....94 L
1-5-83 (H) ....52....50 ....W
3-5-83 (A) ....60....74 L
1-7-84 (A) ....96....80 ....W
3-3-84 (H) ....90....68 ....W
1-31-85 (H) ....53....43 ....W
3-2-85 (A) ....61....67 L
1-29-86 (A) ....54....52 ....W
3-1-86 (H) ....68....57 ....W
3-7-86 (H-SEC) ..61....58 ....W
3-22-86 (NCAA) ..57....59 L
1-18-87 (H) ....41....76 L
2-21-87 (A) ....52....65 L
1-23-88 (A) ....76....61 ....W
2-24-88 (H) ....95....69 ....W
3-12-88 (SEC) ....86....80 ....W
1-14-89 (H) ....62....64 L
2-15-89 (A) ....80....99 L
1-13-90 (A) ....81....94 L
2-15-90 (H) ....100....95 ....W
1-5-91 (H) ....93....80 ....W
2-5-91 (A) ....88..107 L
2-2-92 (A) ....53....74 L
3-14-92 (SEC) ....80....74 ....W
1-26-93 (H) ....105....67 ....W
3-14-93 (SEC) ....82....65 ....W
2-15-94 (A) ....99....95 ....W
3-4-95 (H) ....127....80 ....W
1-16-96 (A) ....129....97 ....W
2-12-97 (H) ....84....48 ....W
2-4-98 (A) ....63....61 ....W
1-30-99 (H) ....86....62 ....W
2-13-00 (A) ....57....70 L

LOUISVILLE COLISEUM (1-1)

2-8-08 (H) ....29....28 ....W
2-22-08 (A) ....18....30 L

LOUISVILLE (21-10)

2-15-13 (H) ....34....10 ....W
2-7-14 (H) ....22....17 ....W
3-3-14 (A) ....26....13 ....W
1-23-15 (H) ....18....14 ....W
2-27-15 (A) ....15....26 L
2-12-16 (H) ....22....28 L
2-22-16 (A) ....32....24 ....W
1-17-22 (A) ....38....14 ....W
1-21-22 (H) ....29....22 ....W
3-27-48 (NCAA) ..91....57 ....W
3-20-51 (NCAA) ..79....68 ....W
3-13-59 (NCAA) ..61....76 L
3-26-83 (NCAA)*68....80 L
11-26-83 (H) ....65....44 ....W
3-22-84 (NCAA) ..72....67 ....W
12-15-84 (A) ....64....71 L
12-28-85 (H) ....69....64 ....W
12-27-86 (A) ....85....51 ....W
12-12-87 (H) ....76....75 ....W
12-31-88 (A) ....75....97 L
12-30-89 (H) ....79....86 L
12-29-90 (A) ....93....85 ....W
12-28-91 (H) ....103....89 ....W
12-12-92 (A) ....88....68 ....W
11-27-93 (H) ....78....70 ....W
1-1-95 (A) ....86....88 L
12-23-95 (H) ....89....66 ....W
12-31-96 (A) ....74....54 ....W
12-27-97 (H) ....76....79 L
12-26-98 (A) ....74....83 L
12-18-99 (H) ....76....46 ....W

LOUISVILLE YMCA (1-0)

1-17-14 (H) ....30....21 ....W

LOUISVILLE YMHA (1-0)

1-31-14 (H) ....59....12 ....W

LOYOLA (CHICAGO) (4-3)

3-14-49 (NIT) ....56....67 L
3-13-51 (H) ....97....61 ....W
1-7-57 (H) ....81....62 ....W
2-15-57 (A) ....115....65 ....W
12-30-57 (H) ....75....42 ....W
2-15-58 (A) ....56....57 L
3-14-64 (NCAA) ..91..100 L

LOYOLA (N.O.) (1-0)

12-30-63 (SB) ....86....64 ....W

MAINE (1-0)

12-30-80 (H) ....100....54 ....W

MARIETTA (2-2)

2-13-13 (H) ....42....16 ....W
2-28-14 (H) ....19....17 ....W
3-3-16 (H) ....22....27 L
3-4-16 (H) ....23....27 L

MARQUETTE (7-5)

2-14-38 (H) ....35....33 ....W
2-4-39 (H) ....37....31 ....W
2-3-40 (A) ....51....45 ....W
3-11-55 (NCAA) ..71....79 L
3-14-59 (NCAA) ..98....69 ....W
3-11-61 (CHI) ....72....88 L
3-15-68 (NCAA) 107....89 ....W
3-13-69 (NCAA) ..74....81 L
3-20-71 (NCAA) ..74....91 L
3-16-72 (NCAA) ..85....69 ....W
3-15-75 (NCAA) ..76....54 ....W
3-20-94 (NCAA) ..63....75 L

MARSHALL (9-0)

1-21-14 (A) ....46....6 ....W
1-27-22 (H) ....34....12 ....W
12-27-30 (H) ....42....26 ....W
12-30-31 (H) ....46....16 ....W
12-17-32 (N) ....57....23 ....W
12-14-33 (H) ....48....26 ....W
12-17-88 (UKIT) ....91....78 ....W
12-27-94 (H) ....116....75 ....W
12-19-95 (LOU) ....118....99 ....W

MARYLAND (7-4)

1-19-28 (A) ....7....37 L
2-28-30 (SCT) ....26....21 ....W
3-3-31 (SCT) ....27....29 L
12-15-55 (A) ....62....61 ....W
12-15-56 (H) ....76....55 ....W
12-9-57 (A) ....62....71 L
12-15-58 (H) ....*58....56 ....W
11-24-95 (N) ....96....84 ....W
12-12-98 (H) ....103....91 ....W
11-24-99 (N) ....61....58 ....W
12-11-99 (A) ....66....72 L

MARYVILLE (5-0)

1-16-15 (H) ....37....17 ....W
2-4-15 (A) ....23....22 ....W
2-26-16 (H) ....36....25 ....W
1-22-20 (H) ....27....13 ....W
12-13-40 (H) ....53....14 ....W

MASSACHUSETTS (4-1)

12-4-91 (H) ....90....69 ....W
3-26-92 (NCAA) ..87....77 ....W
2-6-94 (N) ....67....64 ....W
11-28-95 (N) ....82....92 L
3-30-96 (NCAA) ..81....74 ....W

MERCER (2-1)

1-26-21 (SIAA) ....49....25 ....W
2-25-22 (SIAA) ....22....35 L
11-19-98 (H) ....82....51 ....W

MEXICO U. (3-0)

2-16-33 (H) ....81....22 ....W
2-8-37 (H) ....58....30 ....W
1-24-42 (H) ....56....26 ....W

MEXICO YMCA (1-0)

1-8-24 (H) ....25....14 ....W

MIAMI-(FL) (3-0)

12-3-56 (H) ....114....75 ....W
12-5-98 (H) ....74....65 ....W
1-29-00 (A) ....60....57 ....W

MIAMI (OH) (20-4)

1-12-06 (H) ....10....15 L
2-17-06 (A) ....19....29 L
1-19-12 (H) ....31....14 ....W
2-27-13 (H) ....24....16 ....W
3-8-19 (H) ....14....38 L
12-20-27 (H) ....31....36 L
12-21-28 (H) ....*43....42 ....W
12-20-29 (H) ....35....20 ....W
12-6-41 (H) ....35....21 ....W
12-16-46 (H) ....62....49 ....W
1-5-48 (A) ....67....53 ....W
3-14-58 (NCAA) ..94....70 ....W
1-2-61 (H) ....70....58 ....W
12-2-61 (H) ....93....61 ....W
12-2-68 (A) ....86....77 ....W
3-15-69 (NCAA) ..72....71 ....W
12-29-69 (H) ....80....58 ....W
12-1-73 (H) ....81....68 ....W
12-2-74 (A) ....80....73 ....W
3-10-75 (H) ....91....69 ....W
3-16-78 (NCAA) ..91....69 ....W
12-18-87 (H) ....85....71 ....W
12-22-92 (H) ....65....49 ....W
3-19-99 (NCAA) ..58....43 ....W

MICHIGAN (4-2)

12-20-24 (H) ....11....21 L
3-12-66 (NCAA) ..84....77 ....W
12-2-67 (A) ....96....79 ....W
12-20-68 (UKIT) ..112..104 ....W
12-5-70 (A) ....104....93 ....W
4-3-93 (NCAA)*78....81 L

MICHIGAN STATE (11-7)

12-13-35 (A) ....26....32 L
1-21-36 (H) ....27....19 ....W
1-2-37 (H) ....28....21 ....W
1-14-37 (A) ....23....24 L
1-8-38 (A) ....38....43 L
2-7-38 (H) ....44....27 ....W
1-13-45 (H) ....66....36 ....W
2-5-45 (A) ....50....66 L
1-12-46 (H) ....55....44 ....W
2-2-46 (H) ....59....51 ....W
1-27-47 (H) ....86....36 ....W
1-10-48 (A) ....47....45 ....W
3-16-57 (NCAA) ..68....80 L
12-13-71 (H) ....85....91 L
12-2-72 (A) ....75....66 ....W
3-18-78 (NCAA) ..52....49 ....W
3-21-99 (NCAA) ..66....73 L
12-23-99 (H) ....60....58 ....W

MIDDLE TENNESSEE (0-1)

3-4-82 (NCAA) ..44....50 L

MINNESOTA (4-1)

12-13-51 (A) ....57....61 L
12-28-53 (H) ....74....59 ....W
12-20-55 (UKIT) ....72....65 ....W
12-21-57 (UKIT) ....78....58 ....W
3-29-97 (NCAA) ..78....69 ....W

MISSISSIPPI (86-10)

1-9-25 (H) ....26....23 ....W
2-11-27 (H) ....17....37 L
2-27-28 (SC) ....28....41 L
2-22-29 (H) ....35....30 ....W
2-23-29 (H) ....32....24 ....W
2-24-33 (SEC) ....49....31 ....W
3-2-39 (SEC) ....49....30 ....W
2-10-41 (H) ....60....41 ....W
2-27-41 (SEC) ....62....52 ....W
2-27-42 (SEC) ....59....32 ....W
2-3-49 (N) ....75....45 ....W
2-16-49 (H) ....85....31 ....W
2-4-50 (N) ....61....55 ....W
2-15-50 (H) ....90....50 ....W
2-3-51 (N) ....86....39 ....W
1-2-52 (N) ....116....58 ....W
2-6-52 (H) ....81....61 ....W
2-13-54 (H) ....88....62 ....W
2-5-55 (N) ....84....66 ....W
2-11-56 (H) ....88....49 ....W
2-8-57 (N) ....75....69 ....W
2-8-58 (H) ....96....65 ....W
2-7-59 (N) ....97....72 ....W
2-6-60 (H) ....61....43 ....W
2-11-61 (N) ....74....60 ....W
2-10-62 (H) ....83....60 ....W
2-9-63 (N) ....75....69 ....W
2-8-64 (H) ....102....59 ....W
2-6-65 (H) ....102....65 ....W
2-21-66 (A) ....108....65 ....W
1-30-67 (H) ....96....53 ....W
2-6-67 (A) ....79....70 ....W
1-9-68 (A) ....85....76 ....W
2-5-68 (H) ....78....62 ....W
1-4-69 (A) ....69....59 ....W
2-8-69 (H) ....104....68 ....W
1-3-70 (H) ....95....73 ....W
2-7-70 (A) ....120....85 ....W
1-2-71 (A) ....103....95 ....W
2-6-71 (A) ....121....86 ....W
1-8-72 (H) ....93....82 ....W
2-12-72 (A) ....90....82 ....W
1-6-73 (A) ....58....61 L
2-10-73 (H) ....88....70 ....W
1-19-74 (H) ....93....64 ....W
2-18-74 (A) ....60....61 L
1-18-75 (A) ....85....82 ....W
2-17-75 (H) ....108....89 ....W
1-31-76 (H) ....89....81 ....W
2-28-76 (A) ....94....87 ....W
1-24-77 (H) ....100....73 ....W
2-21-77 (A) ....81....69 ....W
1-16-78 (H) ....76....56 ....W
2-13-78 (A) ....64....52 ....W
1-8-79 (H) ....90....64 ....W
2-5-79 (A) ....87....82 ....W
2-28-79 (SEC) ....82....77 ....W
1-9-80 (A) ....79....73 ....W
2-6-80 (H) ....86....72 ....W
2-29-80 (SEC) ....70....67 ....W
1-14-81 (H) ....64....55 ....W
2-11-81 (A) ....62....55 ....W
1-13-82 (A) ....65....67 L
2-10-82 (H) ....56....49 ....W
3-5-82 (H-SEC) ..62....58 ....W
1-3-83 (H) ....72....60 ....W
3-3-83 (A) ....61....58 ....W
1-2-84 (A) ....68....55 ....W
3-1-84 (H) ....76....57 ....W
1-9-85 (A) ....57....45 ....W
2-9-85 (H) ....67....52 ....W
1-8-86 (H) ....75....58 ....W
2-8-86 (A) ....62....58 ....W
3-6-86 (H-SEC) ..95....69 ....W
1-28-87 (A) ....65....76 L
2-28-87 (H) ....64....63 ....W
2-3-88 (H) ....94....65 ....W
3-5-88 (A) ....78....71 ....W
3-11-88 (SEC) ....82....64 ....W
1-28-89 (A) ....65....70 L
3-1-89 (H) ....70....69 ....W
1-27-90 (H) ....98....79 ....W
2-28-90 (A) ....74....88 L
1-16-91 (A) ....95....85 ....W
2-16-91 (H) ....89....77 ....W
1-29-92 (H) ....96....78 ....W
3-3-93 (A) ....98....66 ....W
1-12-94 (LV) ....98....64 ....W
1-18-95 (N) ....82....65 ....W
1-6-96 (H) ....90....60 ....W
1-11-97 (A) ....69....73 L
3-8-97 (SEC) ....88....70 ....W
2-14-98 (H) ....64....73 L
1-16-99 (A) ....63....57 ....W
3-5-99 (SEC) ....83....73 ....W
1-19-00 (H) ....74....69 ....W

MISSISSIPPI STATE (77-16)

2-28-21 (SIAA) ....28....13 ....W
1-26-22 (H) ....28....21 ....W
1-14-24 (H) ....16....17 L
2-27-25 (SC) ....31....26 ....W
3-1-26 (SC) ....26....31 L
2-1-29 (A) ....*25....23 ....W
2-2-29 (N) ....32....14 ....W
1-24-30 (H) ....38....17 ....W
1-25-30 (H) ....20....14 ....W
2-28-33 (SEC) ....46....27 ....W
2-28-36 (SEC) ....41....39 ....W
2-13-39 (H) ....39....28 ....W
2-13-40 (H) ....45....37 ....W
2-27-43 (SEC) ....52....43 ....W
1-4-50 (N) ....87....55 ....W
3-3-50 (SEC) ....56....46 ....W
2-2-51 (A) ....80....60 ....W
3-1-51 (SEC) ....92....70 ....W
2-11-52 (H) ....110....66 ....W
2-15-54 (H) ....81....49 ....W

*OVERTIME GAMES

2-15-54 (H) ....81....49 ....W
2-7-55 (A) ....61....56 ....W
2-13-56 (H) ....86....65 ....W
2-11-57 (A) ....81....89 L
2-10-58 (H) ....72....62 ....W
2-9-59 (A) ....58....66 L
2-8-60 (H) ....90....59 ....W
2-13-61 (A) ....68....62 ....W
2-12-62 (H) ....44....49 L
2-11-63 (A) ....52....56 L
2-10-64 (H) ....65....59 ....W
2-8-65 (H) ....74....56 ....W
2-19-66 (A) ....73....69 ....W
2-11-67 (H) ....*72....77 L
2-18-67 (A) ....103....74 ....W
2-10-68 (A) ....92....84 ....W
2-17-68 (H) ....107....81 ....W
1-6-69 (A) ....91....72 ....W
2-10-69 (H) ....91....69 ....W
1-5-70 (H) ....111....76 ....W
2-9-70 (A) ....86....57 ....W
1-4-71 (A) ....79....71 ....W
2-8-71 (H) ....102....83 ....W
1-10-72 (H) ....104....76 ....W
2-14-72 (A) ....63....55 ....W
1-8-73 (A) ....90....81 ....W
2-12-73 (A) ....100..*87 ....W
2-2-74 (A) ....82....70 ....W
3-4-74 (H) ....108....69 ....W
2-1-75 (H) ....112....79 ....W
3-8-75 (A) ....118....80 ....W
1-5-76 (A) ....73....77 L
3-8-76 (H) ....94..*93 ....W
1-31-77 (A) ....92....85 ....W
2-28-77 (H) ....77....64 ....W
1-21-78 (A) ....75....65 ....W
2-18-78 (H) ....58....56 ....W
1-15-79 (A) ....61....63 L
2-12-79 (H) ....80....65 ....W
1-23-80 (A) ....89....67 ....W
2-20-80 (H) ....71....65 ....W
1-28-81 (H) ....71....64 ....W
2-25-81 (A) ....78....74 ....W
1-27-82 (A) ....51....56 L
2-24-82 (H) ....71....54 ....W
1-10-83 (A) ....*59....53 ....W
2-8-83 (H) ....88....67 ....W
1-11-84 (H) ....51....42 ....W
2-6-84 (A) ....77....58 ....W
1-16-85 (H) ....58....57 ....W
2-16-85 (A) ....69....82 L
1-15-86 (A) ....64....52 ....W
2-15-86 (H) ....88....62 ....W
1-12-87 (A) ....57....49 ....W
1-31-87 (H) ....50....36 ....W
1-6-88 (H) ....93....52 ....W
2-6-88 (A) ....83....59 ....W
2-1-89 (H) ....73....61 ....W
3-4-89 (A) ....67....68 L
12-4-89 (H) ....102....97 ....W
1-31-90 (A) ....86....87 L
1-9-91 (H) ....89....70 ....W
2-9-91 (A) ....82....83 L
2-19-92 (A) ....89....84 ....W
2-3-93 (H) ....87....63 ....W
1-22-94 (A) ....86....70 ....W
3-11-94 (SEC) ....95....76 ....W
2-14-95 (H) ....71....76 L
1-9-96 (A) ....74....56 ....W
3-10-96 (SEC) ....73....84 L
1-7-97 (H) ....90....61 ....W
1-10-98 (A) ....77....71 ....W
1-23-99 (H) ....76....49 ....W
2-29-00 (A) ....73....61 ....W

MISSOURI (4-0)

12-31-60 (H) ....81....69 ....W
12-17-71 (UKIT) ....83....72 ....W
11-26-97 (N) ....77....55 ....W
12-30-99 (N) ....70....53 ....W

MONTANA (1-0)

3-13-97 (NCAA)..92....54 ....W

MOORES HILL (IND.) (1-0)

2-14-06 (A) ....32....11 ....W

MOREHEAD STATE (6-0)

3-17-61 (NCAA)..71....64 ....W
12-12-91 (LV) ....101....84 ....W
12-19-92 (H) ....108....65 ....W
12-17-93 (H) ....97....61 ....W
12-16-95 (H) ....96....32 ....W
11-20-97 (H) ....88....49 ....W

MOUNT ST. MARY'S (MD) (1-0)

3-16-95 (NCAA) 113....67 ....W

NAVAL ACADEMY (3-1)

1-18-29 (A) ....26....32 L
12-29-58 (H) ....82....69 ....W
12-19-69 (UKIT) ....73....59 ....W
1-25-87 (H) ....80....69 ....W

NEBRASKA (2-1)

12-18-40 (A) ....39....40 L
12-16-41 (H) ....42....27 ....W
12-15-72 (UKIT) ....85....60 ....W

NEVADA-LAS VEGAS (3-0)

3-4-78 (H) ....92....70 ....W
2-17-80 (A) ....74....69 ....W
3-16-85 (NCAA)..64....61 ....W

NEW ALBANY YMCA (0-1)

2-12-06 (A) ....12....29 L

NEW MEXICO STATE (1-0)

3-12-99 (NCAA)..82....60 ....W

NEW YORK UNIV. (0-2)

1-5-35 (MSG) ....22....23 L
1-8-36 (MSG) ....28....41 L

NIAGARA (1-0)

3-13-76 (UKIT) ....67....61 ....W

NORTH CAROLINA (6-16)

2-29-24 (SIAA) ....20....41 L
1-4-29 (H) ....15....25 L
2-27-32 (SC) ....42....43 L
1-9-50 (H) ....83....44 ....W
12-18-59 (UKIT) ....76....70 ....W
12-13-60 (N) ....70....65 ....W
12-17-62 (H) ....66....68 L
12-9-63 (H) ....100....80 ....W
12-7-64 (N) ....67....82 L
12-13-66 (H) ....55....64 L
12-12-67 (N) ....77....84 L
12-7-68 (H) ....77....87 L
12-8-69 (N) ....94....87 ....W
12-11-72 (LV) ....70....78 L
12-10-73 (N) ....84..101 L
12-9-74 (LV) ....90....78 ....W
12-8-75 (N) ....77....90 L
3-19-77 (NCAA)..72....79 L
12-26-81 (N) ....69....82 L
12-27-89 (LV) ....110..121 L
12-10-90 (A) ....81....84 L
3-25-95 (NCAA)..61....74 L

N.C. ASHEVILLE (2-0)

12-23-96 (H) ....105....51 ....W
12-7-99 (H) ....86....41 ....W

N.C.-CHARLOTTE (2-0)

3-21-76 (NIT) ....71....67 ....W
12-19-87 (UKIT) ....84....81 ....W

N.C. STATE (3-1)

2-27-31 (SCT) ....33....28 ....W
3-19-47 (NIT) ....60....42 ....W
1-5-85 (H) ....78....62 ....W
2-2-86 (A) ....51....54 L

NORTHWESTERN (7-1)

12-15-62 (H) ....71....60 ....W
12-7-63 (A) ....95....63 ....W
12-11-65 (H) ....86....75 ....W
12-10-66 (A) ....118..116 ....W
12-1-70 (A) ....115..100 ....W
12-1-71 (H) ....94....85 ....W
11-30-74 (H) ....97....70 ....W
12-1-75 (A) ....77....89 L

N-WESTERN (LA) ST. (1-1)

12-22-85 (H) ....77....58 ....W
12-7-88 (H) ....82....85 L

NOTRE DAME (37-17)

1-12-29 (A) ....19....16 ....W
2-10-36 (A) ....20....41 L
1-5-37 (LV) ....28....41 L
1-15-38 (A) ....39....47 L
1-14-39 (LV) ....39....42 L
1-13-40 (A) ....47....52 L
1-4-41 (LV) ....47....48 L
2-7-42 (A) ....43....46 L
1-23-43 (LV) ....60....55 ....W
1-8-44 (LV) ....55....54 ....W
1-27-45 (LV) ....*58....59 L
1-26-46 (A) ....47....56 L
2-1-47 (LV) ....60....30 ....W
2-2-48 (A) ....55....64 L
1-29-49 (LV) ....62....38 ....W
1-23-50 (A) ....51....64 L
1-15-51 (H) ....69....44 ....W
2-2-52 (N) ....71....66 ....W
3-15-58 (NCAA)..89....56 ....W
2-14-59 (N) ....71....52 ....W
2-13-60 (H) ....68....65 ....W
12-7-60 (LV) ....68....62 ....W
12-30-61 (LV) ....100....53 ....W
12-29-62 (LV) ....78....70 ....W
12-28-63 (LV) ....101....81 ....W
12-29-64 (LV) ....97..111 L
12-29-65 (LV) ....103....69 ....W
12-31-66 (LV) ....96....85 ....W
12-30-67 (LV) ....81....73 ....W
12-28-68 (LV) ....110....90 ....W
12-27-69 (LV) ....102..100 ....W
3-12-70 (NCAA) 109....99 ....W
12-29-70 (LV) ....92....99 L
12-28-71 (LV) ....83....67 ....W
12-30-72 (LV) ....65....63 ....W
12-29-73 (LV) ....79....94 L
12-28-74 (LV) ....113....96 ....W
12-30-75 (LV) ....79....77 ....W
12-30-76 (LV) ....102....78 ....W
12-31-77 (LV) ....73....68 ....W
12-30-78 (LV) ....81....76 ....W
12-29-79 (LV) ....86....80 ....W
12-27-80 (LV) ....61....67 L
12-29-81 (LV) ....*34....28 ....W
12-1-82 (A) ....58....45 ....W
1-31-88 (LV) ....78....69 ....W
12-3-88 (N) ....65....81 L
3-5-90 (A) ....67....80 L
12-1-90 (N) ....98....90 ....W
1-2-92 (H) ....91....70 ....W
2-13-93 (A) ....81....62 ....W
1-6-94 (H) ....84....59 ....W
2-12-95 (A) ....97....58 ....W
12-14-96 (H) ....80....56 ....W

OGLETHORPE (1-0)

12-13-34 (H) ....81....12 ....W

OHIO STATE (10-8)

1-2-33 (H) ....30....46 L
12-27-39 (SB) ....36....30 ....W
12-13-41 (A) ....41....43 L
1-2-43 (H) ....40....45 L
12-13-43 (A) ....40....28 ....W
12-23-44 (H) ....*53....48 ....W
3-22-45 (NCAA)..37....45 L
12-4-57 (A) ....61....54 ....W
12-1958 (UKIT) ....95....76 ....W
12-28-59 (H) ....96....93 ....W
3-18-61 (NCAA)..74....87 L
3-17-62 (NCAA)..64....74 L
3-16-68 (NCAA)..81....82 L
12-3-80 (H) ....70....64 ....W
12-5-81 (A) ....78....62 ....W
3-13-87 (NCAA)..77....91 L
12-22-93 (Maui)....100....88 ....W
12-28-96 (N) ....81....65 ....W

OHIO (12-1)

2-26-44 (H) ....51....35 ....W
1-16-45 (H) ....59....46 ....W
2-19-45 (A) ....61....38 ....W
1-5-46 (H) ....57....48 ....W
2-19-46 (A) ....60....52 ....W
1-4-47 (H) ....46....36 ....W
1-12-48 (A) ....79....57 ....W
3-13-64 (NCAA)..69....85 L
3-19-83 (NCAA)..57....40 ....W
11-28-89 (H) ....76....73 ....W
12-23-91 (CIN) ....73....63 ....W
11-30-94 (H) ....79....74 ....W
12-30-97 (A) ....95....58 ....W

OHIO WESLEYAN (0-1)

2-9-11 (A) ....19....37 L

OKLAHOMA (2-0)

12-21-46 (H) ....43....33 ....W
3-1-87 (H) ....75....74 ....W

OKLAHOMA STATE (3-1)

3-24-44 (NIT) ....45....29 ....W
12-30-46 (SB) ....31....37 L
3-26-49 (NCAA)..46....36 ....W
12-21-74 (UKIT) ....90....65 ....W

OLD DOMINION (1-0)

3-20-92 (NCAA)..88....69 ....W

OREGON (1-0)

12-16-72 (UKIT) ....95....68 ....W

OREGON STATE (3-0)

12-22-66 (UKIT) ....96....76 ....W
12-22-70 (A) ....84....78 ....W
12-20-75 (UKIT) ....82....74 ....W

OTTERBIEN (0-1)

2-10-11 (A) ....27....41 L

PENNSYLVANIA (4-0)

12-9-67 (H) ....64....49 ....W
12-14-68 (A) ....102....78 ....W
11-24-90 (H) ....85....62 ....W
11-17-99 (H) ....67....50 ....W

PENN STATE (2-0)

3-21-52 (NCAA)..82....54 ....W
3-12-55 (NCAA)..84....59 ....W

PEPPERDINE (1-0)

12-21-85 (UKIT) ....88....56 ....W

PHILLIPS OILERS (0-1)

3-31-48 (Oly. T)....49....53 L

PITTSBURGH (4-2)

12-23-35 (H) ....35....17 ....W
12-29-37 (SB) ....40....29 ....W
3-15-57 (NCAA)..98....92 ....W
3-5-60 (H) ....73....66 ....W
11-22-91 (H) ....67....85 L
11-27-98 (N) ....56....68 L

PORTLAND (1-0)

12-22-89 (UKIT) ....88....71 ....W

PORTLAND STATE (1-0)

12-16-77 (UKIT) ..114....88 ....W

PRINCETON (2-1)

1-31-26 (H) ....26....30 L
12-18-71 (UKIT) ....96....82 ....W
3-12-77 (NCAA)..72....59 ....W

PROVIDENCE (1-0)

3-18-76 (NIT) ....79....78 ....W

PURDUE (6-2)

12-23-49 (A) ....60....54 ....W
12-9-50 (H) ....70....52 ....W
12-19-70 (UKIT) ....83....89 L
12-22-79 (UKIT) ....61....60 ....W
12-28-83 (LV) ....86....67 ....W
12-1-84 (A) ....56....66 L
12-3-96 (N) ....101....87 ....W
12-3-97 (N) ....89....75 ....W

RHODE ISLAND (1-0)

3-20-46 (NIT) ....46....45 ....W

RIDER (2-0)

3-19-93 (NCAA)..96....52 ....W
12-27-95 (N) ....90....65 ....W

ROBERT MORRIS (1-0)

12-30-93 (H) ....92....67 ....W

ROSE POLYTECHNIC (1-1)

2-10-10 (A) ....11....52 L
1-30-17 (H) ....33....12 ....W

RUTGERS (1-0)

12-28-92 (A) ....89....67 ....W

SAN FRANCISCO (1-0)

12-28-93 (H) ....110....83 ....W

SAN JOSE STATE (1-0)

3-14-96 (NCAA) 110....72 ....W

SEATTLE (1-0)

3-22-58 (NCAA)..84....72 ....W

SETON HALL (1-1)

12-19-81 (UKIT) ....98....72 ....W
11-26-88 (N) ....60....63 L

SEWANEE (6-0)

2-23-23 (H) ....30....14 ....W
1-15-24 (H) ....50....15 ....W
3-1-30 (SCT) ....44....22 ....W
1-15-32 (A) ....30....20 ....W
1-12-34 (A) ....55....16 ....W
2-15-34 (H) ....60....15 ....W

SOUTH CAROLINA (24-4)

2-24-28 (SC) ....56....40 ....W
1-10-33 (H) ....44....36 ....W
2-2-33 (A) ....38....44 L
12-22-41 (H) ....64....25 ....W
12-23-67 (UKIT) ....76....66 ....W
12-13-76 (A) ....98....67 ....W
12-12-77 (H) ....84....65 ....W
2-25-79 (A) ....79....74 ....W
2-10-79 (H) ....126....81 ....W
1-4-92 (A) ....80....63 ....W
2-26-92 (H) ....74....56 ....W
1-23-93 (A) ....108....82 ....W
2-17-93 (H) ....87....66 ....W
1-26-94 (H) ....79....67 ....W
3-5-94 (A) ....74....75 L
1-7-95 (A) ....80....55 ....W
2-1-95 (H) ....90....72 ....W
1-3-96 (A) ....89....60 ....W
1-27-96 (H) ....89....57 ....W
2-4-97 (A) ....*79....84 L
3-2-97 (H) ....66....72 L
1-13-98 (H) ....91....70 ....W

*OVERTIME GAMES

2-28-98 (A) ....69....57 ....W
3-8-98 (SEC) ....86....56 ....W
1-5-99 (A) ....68....61 ....W
2-13-99 (H) ....74....40 ....W
1-15-00 (A) ....64....48 ....W
2-5-00 (H) ....76....63 ....W

S. CAROLINA STATE (1-0)

3-13-98 (NCAA) ..82....67 ....W

SOUTHERN CAL (0-2)

12-5-59 (A) ....73....87 L
12-4-61 (H) ....77....79 L

SOUTHERN METH. (3-2)

12-21-56 (UKIT) ....73....67 ....W
12-16-57 (A) ....64....65 L
12-11-58 (H) ....72....60 ....W
11-26-76 (H) ....110....86 ....W
12-4-84 (H) ....54....56 L

SOUTHWEST TEXAS ST. (1-0)

12-10-91 (H) ....82....36 ....W

SOUTHWESTERN LOUISIANA (0-1)

12-23-89 (UKIT) *113..116 L

ST. ANDREWS (1-1)

1-30-15 (H) ....32....15 ....W
2-26-15 (A) ....25....50 L

ST. BONAVENTURE (1-0)

3-16-00 (NCAA) ..85**80 ....W

ST. JOHN'S (10-4)

12-30-43 (MSG) ....44....38 ....W
3-22-44 (NIT) ....45....48 L
12-29-45 (MSG) ....73....59 ....W
12-21-46 (MSG) ....70....50 ....W
12-23-47 (MSG) ....52....40 ....W
12-18-48 (MSG) ....57....30 ....W
12-15-49 (MSG) ....58....69 L
12-23-50 (MSG) ....43....37 ....W
3-22-51 (NCAA) ..59....43 ....W
12-17-51 (H) ....81....40 ....W
3-22-52 (N) ....57....64 L
12-17-77 (UKIT) ..102....72 ....W
3-22-85 (NCAA) ..70....86 L
12-30-92 (MSG) ....86....77 ....W

ST. JOSEPH'S (2-0)

1-6-39 (A) ....41....30 ....W
3-20-97 (NCAA) ..83....68 ....W

SAINT LOUIS (8-9)

12-30-48 (SB) ....40....42 L
12-29-50 (SB) ....42..*43 L
12-29-51 (SB) ....60....61 L
12-18-53 (A) ....71....59 ....W
12-30-54 (H) ....82....65 ....W
12-28-55 (A) ....101....80 ....W
1-10-56 (H) ....70....71 L
12-14-57 (A) ....73....60 ....W
12-13-58 (H) ....76....57 ....W
12-12-59 (A) ....61....73 L
12-22-60 (UKIT) ....72..*74 L
12-11-61 (H) ....86....77 ....W
12-31-62 (A) ....63....87 L
3-2-64 (H) ....60....67 L
12-22-64 (A) ....75....80 L
1-3-66 (H) ....80....70 ....W
3-15-98 (NCAA) ..88....61 ....W

STANFORD (2-0)

12-22-73 (UKIT) ....78....77 ....W
3-28-98 (NCAA) *86....85 ....W

SYRACUSE (8-3)

12-30-50 (SB) ....69....59 ....W
12-12-64 (H) ....110....77 ....W
3-29-75 (NCAA) ..95....79 ....W
12-23-78 (UKIT) ....94....87 ....W
2-28-88 (H) ....62....58 ....W
2-26-89 (A) ....73....89 L
2-12-94 (A) ....85....93 L
2-5-95 (H) ....77....71 ....W
4-1-96 (NCAA) ..76....67 ....W
11-28-96 (GAS) ....87....53 ....W
3-18-00 (NCAA) ..50....52 L

TEMPLE (14-4)

12-30-44 (A) ....45....44 ....W
1-1-46 (A) ....45....53 L
3-9-46 (LV) ....54....43 ....W
3-8-47 (LV) ....68....29 ....W
12-20-47 (A) ....59....60 L
12-24-48 (LV) ....58....38 ....W
12-5-53 (H) ....86....59 ....W
12-18-54 (H) ....79....61 ....W
1-1-55 (A) ....101....69 ....W
12-10-55 (H) ....61....73 L
12-8-56 (A) ....73....58 ....W
12-7-57 (H) ....***85....83 ....W
3-21-58 (NCAA) ..61....60 ....W
12-6-58 (A) ....76....71 ....W
12-20-59 (LV) ....97....92 ....W
12-17-60 (A) ....58....66 L
12-18-61 (H) ....78....55 ....W
12-8-62 (A) ....56....52 ....W

TENNESSEE (127-61)

2-16-10 (H) ....26....5 ....W
2-7-12 (H) ....27....15 ....W
2-11-14 (H) ....20....14 ....W
2-12-14 (H) ....20....18 ....W
2-5-15 (A) ....21....36 L
2-6-15 (A) ....22....27 L
2-17-15 (H) ....22....13 ....W
2-18-15 (H) ....20....18 ....W
2-23-16 (H) ....17....28 L
2-9-17 (H) ....20....23 L
2-10-17 (H) ....19....22 L
3-2-17 (A) ....26....27 L
3-3-17 (A) ....10....30 L
2-7-18 (H) ....33....26 ....W
2-8-18 (H) ....40....12 ....W
3-1-18 (A) ....29....18 ....W
3-2-18 (A) ....32....20 ....W
2-7-19 (A) ....22....40 L
2-28-19 (H) ....30....14 ....W
2-5-20 (H) ....24....29 L
2-7-20 (H) ....26....27 L
2-27-20 (A) ....25....28 L
2-28-20 (A) ....34....26 ....W
1-20-23 (A) ....26....30 L
2-10-23 (H) ....23....28 L
1-18-24 (A) ....13....20 L
2-9-25 (A) ....35....22 ....W
2-18-25 (H) ....26....21 ....W
2-12-26 (A) ....51....17 ....W
2-18-26 (H) ....27....21 ....W
1-21-27 (A) ....14....19 L
2-19-27 (H) ....21....30 L
1-28-28 (H) ....48....18 ....W
2-9-28 (A) ....43....16 ....W
1-17-29 (A) ....35....29 ....W
1-19-29 (H) ....27....22 ....W
1-18-30 (H) ....23....20 ....W
1-31-30 (A) ....24..*29 L
1-10-31 (H) ....31....23 ....W
1-31-31 (A) ....36..*32 ....W
1-16-32 (A) ....29....28 ....W
2-13-32 (H) ....41....27 ....W
1-14-33 (A) ....42....21 ....W
1-28-33 (H) ....44....23 ....W
1-13-34 (A) ....44....23 ....W
1-27-34 (H) ....53....26 ....W
1-26-35 (H) ....48....21 ....W
2-16-35 (A) ....38....36 ....W
1-25-36 (H) ....40....31 ....W
2-15-36 (A) ....28....39 L
2-29-36 (A-SEC) ..28....39 L
1-23-37 (H) ....43....26 ....W
2-13-37 (A) ....24....26 L
3-1-37 (A-SEC) ..39....25 ....W
1-22-38 (H) ....52....27 ....W
2-26-38 (A) ....29....26 ....W
1-21-39 (H) ....29....30 L
2-18-39 (A) ....36**34 ....W
3-4-39 (A-SEC) ..46....38 ....W
1-20-40 (H) ....35....26 ....W
2-17-40 (A) ....23....27 L
3-1-40 (A-SEC) ..30..*29 ....W
1-18-41 (A) ....22....32 L
2-15-41 (H) ....37....28 ....W
3-1-41 (SEC) ....33....36 L
1-17-42 (A) ....40....46 L
2-14-42 (H) ....36....33 ....W
1-16-43 (A) ....30....28 ....W
2-13-43 (H) ....53....29 ....W
2-27-43 (SEC) ....30....33 L
1-20-45 (A) ....34....35 L
2-17-45 (H) ....40....34 ....W
3-3-45 (SEC) ....39....35 ....W
1-19-46 (A) ....50....32 ....W
2-16-46 (H) ....54....34 ....W
1-18-47 (A) ....54....39 ....W
2-15-47 (H) ....61....46 ....W
1-17-48 (A) ....65....54 ....W
2-14-48 (H) ....69....42 ....W
3-6-48 (SEC) ....70....47 ....W
1-15-49 (A) ....66....51 ....W
2-8-49 (H) ....71....56 ....W
3-5-49 (SEC) ....83....44 ....W
1-14-50 (A) ....53....66 L
2-11-50 (H) ....79....52 ....W
3-4-50 (SEC) ....95....58 ....W
1-20-51 (A) ....70....45 ....W
2-17-51 (H) ....86....61 ....W
1-19-52 (A) ....65....56 ....W
2-16-52 (H) ....95....40 ....W
3-1-52 (SEC) ....81....66 ....W
1-23-54 (A) ....97....71 ....W
2-18-54 (H) ....90....63 ....W
1-22-55 (A) ....84....66 ....W
3-5-55 (H) ....104....61 ....W
1-21-56 (A) ....95....68 ....W
3-3-56 (H) ....101....77 ....W
1-19-57 (A) ....97....72 ....W
3-2-57 (H) ....93....75 ....W
1-18-58 (H) ....77....68 ....W
3-1-58 (A) ....77....66 ....W
1-17-59 (H) ....79....58 ....W
2-28-59 (A) ....69....56 ....W
1-16-60 (A) ....78....68 ....W
2-27-60 (H) ....63....65 L
1-21-61 (H) ....83....54 ....W
3-4-61 (A) ....68....61 ....W
12-22-61 (UKIT) ....96....69 ....W
1-15-62 (A) ....95....82 ....W
3-10-62 (H) ....90....59 ....W
1-19-63 (H) ....69..*78 L
3-2-63 (A) ....55....63 L
1-18-64 (H) ....66....57 ....W
2-29-64 (A) ....42....38 ....W
1-16-65 (A) ....58....77 L
2-27-65 (H) ....61....60 ....W
2-26-66 (H) ....78....64 ....W
3-5-66 (A) ....62....69 L
1-23-67 (H) ....50**52 L
2-13-67 (A) ....57....76 L
1-22-68 (A) ....59....87 L
2-12-68 (H) ....60....59 ....W
1-18-69 (A) ....69....66 ....W
3-8-69 (H) ....84....69 ....W
1-17-70 (H) ....68....52 ....W
3-7-70 (A) ....86....69 ....W
1-16-71 (A) ....71....75 L
3-6-71 (H) ....84....78 ....W
1-22-72 (H) ....72....70 ....W
3-9-72 (A) ....67....66 ....W
1-20-73 (A) ....64....65 L
3-8-73 (H) ....86....81 ....W
1-14-74 (A) ....54....67 L
2-16-74 (H) ....61....58 ....W
1-13-75 (H) ....88....82 ....W
2-15-75 (A) ....98..103 L
1-10-76 (H) ....88..*90 L
2-7-76 (A) ....85....92 L
1-12-77 (H) ....67....71 L
3-5-77 (A) ....79....81 L
2-15-78 (H) ....90....77 ....W
2-25-78 (A) ....68....57 ....W
1-20-79 (H) ....55....66 L
2-17-79 (A) ....84..101 L
3-3-79 (SEC) ....69..*75 L
1-5-80 (A) ....47....49 L
2-2-80 (H) ....83....75 ....W
1-10-81 (H) ....48....47 ....W
2-7-81 (A) ....71....87 L
1-9-82 (A) ....66....70 L
2-6-82 (H) ....77....67 ....W
1-31-83 (A) ....63....65 L
2-27-83 (H) ....69....61 ....W
1-30-84 (H) ....93....74 ....W
2-27-84 (A) ....58....63 L
1-27-85 (A) ....65....81 L
2-28-85 (H) ....92....67 ....W
1-25-86 (H) ....74....57 ....W
2-27-86 (A) ....62....60 ....W
1-10-87 (A) ....68....75 L
2-11-87 (H) ....91..*84 ....W
1-16-88 (H) ....83....65 ....W
2-17-88 (A) ....70....72 L
1-21-89 (A) ....66....65 ....W
2-22-89 (H) ....76....71 ....W
1-20-90 (H) ....95....83 ....W
2-21-90 (A) ....100..102 L
1-12-91 (A) ....78....74 ....W
2-13-91 (H) ....85....74 ....W
1-21-92 (A) ....85..107 L
3-7-92 (H) ....99....88 ....W
1-9-93 (H) ....84....70 ....W
2-24-93 (A) ....77....78 L
3-12-93 (H-SEC) 101....40 ....W
1-15-94 (H) ....93....74 ....W
2-23-94 (A) ....77....73 ....W
1-25-95 (H) ....69....50 ....W
2-8-95 (A) ....68....48 ....W
1-13-96 (H) ....61....44 ....W
2-17-96 (A) ....90....50 ....W
1-4-97 (H) ....74....40 ....W
2-25-97 (A) ....74....64 ....W
1-24-98 (A) ....85....67 ....W
2-11-98 (H) ....80....74 ....W
1-12-99 (H) ....46....47 L
2-28-99 (A) ....61....68 L
2-1-00 (H) ....81....68 ....W
2-23-00 (A) ....67....74 L

UT-CHATTANOOGA (10-0)

2-23-14 (H) ....40....7 ....W
2-6-19 (A) ....29....26 ....W
1-21-21 (H) ....42....10 ....W
1-22-23 (H) ....25....18 ....W
1-19-24 (A) ....24....23 ....W
1-16-31 (H) ....55....18 ....W
1-21-32 (H) ....51....17 ....W
1-27-34 (H) ....47....20 ....W
1-14-35 (H) ....66....19 ....W
12-15-90 (H) ....86....70 ....W

TENNESSEE-MARTIN (1-0)

11-26-94 (H) ....124....50 ....W

TENNESSEE STATE (2-0)

3-18-94 (NCAA) ..83....70 ....W
12-29-98 (H) ....97....47 ....W

TENNESSEE TECH (2-0)

12-6-89 (H) ....111....75 ....W
12-1-93 (H) ....115....77 ....W

TEXAS (1-0)

12-21-93 (Maui) ....86....61 ....W

TEXAS A&M (2-1)

12-30-41 (H) ....49....29 ....W
12-14-46 (H) ....83....18 ....W
12-22-78 (UKIT) ....69....73 L

TEXAS CHRISTIAN (2-0)

12-2-76 (H) ....103....53 ....W
1-20-96 (H) ....124....80 ....W

TEXAS TECH (4-0)

12-2-63 (H) ....107....91 ....W
12-22-65 (A) ....89....73 ....W
12-2-86 (H) ....66....60 ....W
12-17-94 (CIN) ....83....68 ....W

TEXAS-EL PASO (0-1)

3-19-66 (NCAA) ..65....72 L

TOLEDO (1-0)

11-27-84 (H) ....63....54 ....W

TRANSYLVANIA (KU) (7-7)

2-20-03 (H) ....2....42 L
2-11-04 (A) ....5....12 L
12-26-04 (A) ....12....14 L
1-27-05 (H) ....30....29 ....W
2-4-05 (H) ....1....22 L
2-22-05 (H) ....23....33 L
1-11-06 (see p. 228) ....W
2-15-07 (H) ....16....14 ....W
3-7-07 (A) ....5....19 L
1-21-08 (H) ....20....15 ....W
2-4-08 (A) ....20....15 ....W
1-20-11 (H) ....18....23 L
2-27-11 (A) ....22....19 ....W
3-3-11 (H) ....30....24 ....W

TUFTS (1-0)

3-24-45 (NAA) ....66....56 ....W

TULANE (39-5)

2-25-21 (SIAA) ....50....28 ....W
2-12-25 (H) ....29....22 ....W
2-3-29 (A) ....22....34 L
3-1-29 (SC) ....29....15 ....W
2-26-32 (N) ....50....30 ....W
12-20-32 (H) ....53....17 ....W
12-21-32 (H) ....42....11 ....W
12-21-33 (A) ....32....22 ....W
12-22-33 (A) ....42....29 ....W
12-21-34 (A) ....38....9 ....W
12-22-34 (A) ....52....12 ....W
1-18-35 (H) ....63....26 ....W
1-19-35 (A) ....55....12 ....W
1-17-36 (H) ....49....24 ....W
1-18-36 (H) ....39....21 ....W
2-3-37 (A) ....28....35 L
2-4-37 (A) ....28....25 ....W
3-3-38 (SEC) ....36....38 L
2-28-41 (SEC) ....59....30 ....W
2-25-43 (SEC) ....48....31 ....W
3-4-44 (SEC) ....62....46 ....W
11-30-46 (A) ....64....35 ....W
3-1-47 (SEC) ....55....38 ....W
12-22-48 (A) ....51....47 ....W
12-29-48 (A) ....78....47 ....W

*OVERTIME GAMES

3-5-49 (SEC) 68 52 W
1-29-51 (A) 104 68 W
2-4-52 (H) 103 54 W
2-29-52 (SEC) 85 61 W
1-16-54 (H) 94 43 W
1-15-55 (A) 58 44 W
1-12-56 (H) 85 63 W
1-14-57 (A) 60 68 L
1-13-58 (H) 86 50 W
1-12-59 (A) 85 68 W
1-11-60 (H) 68 42 W
1-14-61 (A) 70 72 L
3-5-62 (H) 97 72 W
1-12-63 (A) 81 72 W
1-11-64 (H) 105 63 W
1-11-65 (A) 102 72 W
3-7-66 (H) 103 74 W
12-18-82 (UKIT) 80 61 W
3-18-95 (NCAA) 82 60 W

TULSA (4-0)

12-5-47 (H) 72 18 W
12-6-47 (H) 71 22 W
12-10-48 (H) 81 27 W
12-20-97 (H) 74 53 W

UCLA (5-2)

12-26-51 (H) 84 53 W
12-4-59 (A) 68 66 W
2-17-61 (H) 77 76 W
3-31-75 (NCAA) 85 92 L
12-3-94 (N) 81 82 L
3-20-98 (NCAA) 94 68 W
11-28-98 (N) 66 62 W

UTAH (7-2)

3-20-44 (NIT) 46 38 W
3-24-47 (NIT) 45 49 L
12-21-54 (UKIT) 70 65 W
12-18-76 (UKIT) 68 70 L
3-21-93 (NCAA) 83 62 W
3-21-96 (NCAA) 101 70 W
3-22-97 (NCAA) 72 59 W
3-30-98 (NCAA) 78 69 W
11-19-00 (H) 56 48 W

UTAH STATE (1-0)

12-23-57 (H) 92 64 W

VANDERBILT (120-35)

2-22-12 (H) 28 17 W
2-23-12 (H) 22 18 W
2-19-13 (H) 17 24 L
2-20-13 (H) 42 29 W
2-12-15 (H) 34 39 L
3-13-15 (H) 36 24 W
2-4-16 (H) 25 39 L
2-5-16 (H) 20 23 L
2-14-19 (H) 26 36 L
2-22-21 (H) 39 18 W
1-18-22 (A) 12 22 L
1-1-24 (H) 33 13 W
2-20-26 (H) 30 20 W
1-15-27 (H) 32 48 L
1-14-28 (H) 43 23 W
2-8-28 (A) 54 29 W
1-21-31 (A) 42 37 W
2-20-31 (H) 43 23 W
2-10-32 (A) 61 37 W
2-20-32 (H) 31 32 L
1-31-33 (A) 40 29 W
2-1-33 (H) 45 28 W
2-3-34 (A) 48 26 W
2-17-34 (H) 47 27 W
2-2-35 (A) 58 22 W
3-2-35 (H) 53 19 W
2-1-36 (A) 24 33 L
2-24-36 (H) 61 41 W
1-30-37 (A) 41 26 W
2-20-37 (H) 51 19 W
1-29-38 (A) 42 19 W
2-21-38 (H) 48 24 W
1-30-39 (A) 51 37 W
2-25-39 (H) 52 27 W
1-29-40 (A) 32 40 L
2-24-40 (H) 43 38 W
2-29-40 (SEC) 44 31 W
2-1-41 (A) 51 50 W
2-24-41 (H) 58 31 W
1-26-43 (H) 39 38 W
2-1-43 (A) 54 43 W
2-4-46 (A) 59 37 W
2-9-46 (N) 64 31 W
1-13-47 (A) 82 30 W
2-21-47 (H) 84 41 W
2-27-47 (SEC) 98 29 W
2-9-48 (A) 82 51 W
2-20-48 (A) 79 43 W
1-31-49 (A) 72 50 W
2-26-49 (H) 70 37 W
1-30-50 (A) 58 54 W
2-25-50 (H) 70 66 W
1-27-51 (A) 74 49 W
2-24-51 (H) 89 57 W
3-3-51 (SEC) 57 61 L
1-28-52 (A) 88 51 W
2-21-52 (H) 75 45 W
1-30-54 (A) 85 63 W
2-22-54 (H) 100 64 W
1-29-55 (A) 75 71 W
2-21-55 (H) 77 59 W
1-28-56 (A) 73 81 L
2-20-56 (H) 76 55 W
1-26-57 (A) 91 83 W
2-18-57 (H) 80 65 W
1-6-58 (A) 86 81 W
2-17-58 (H) 65 61 W
1-6-59 (A) 66 75 L
2-18-59 (H) 83 71 W
1-5-60 (A) 76 59 W
2-16-60 (H) 68 60 W
1-9-61 (A) 62 64 L
2-21-61 (H) 60 59 W
3-9-61 (SEC) 88 67 W
1-8-62 (A) 77 68 W
2-19-62 (H) 87 80 W
1-7-63 (A) 106 82 W
2-18-63 (H) 67 69 L
1-6-64 (A) 83 85 L
2-17-64 (H) 104 73 W
1-5-65 (H) 79 97 L
2-16-65 (A) 90 91 L
1-15-66 (H) 96 83 W
2-2-66 (A) 105 90 W
1-5-67 (H) *89 91 L
3-4-67 (A) 94 110 L
1-6-68 (A) 94 78 W
3-2-68 (H) 85 80 W
2-1-69 (A) 103 89 W
3-1-69 (A) 99 101 L
1-31-70 (A) 81 89 L
2-28-70 (H) 90 86 W
1-30-71 (H) 102 92 W
2-27-71 (A) 119 90 W
1-24-72 (H) 106 80 W
2-5-72 (A) *85 80 W
1-22-73 (A) 75 76 L
2-3-73 (H) 76 83 L
1-28-74 (H) 65 82 L
3-2-74 (A) 69 71 L
1-27-75 (A) 91 90 W
3-1-75 (H) 109 84 W
1-17-76 (H) 77 76 W
2-14-76 (A) 65 69 L
1-8-77 (A) 64 62 W
2-5-77 (H) 113 73 W
1-2-78 (H) 72 59 W
3-6-78 (A) 78 68 W
2-7-79 (A) 58 68 L
2-23-79 (H) 96 70 W
1-19-80 (H) 106 90 W
2-15-80 (A) 91 73 W
1-24-81 (A) 78 64 W
2-21-81 (H) 80 48 W
3-5-81 (SEC) 55 60 L
1-23-82 (H) 67 58 W
2-20-82 (A) 73 69 W
1-22-83 (A) 82 77 W
2-19-83 (H) 82 63 W
1-20-84 (H) 67 46 W
2-19-84 (A) 58 54 W
1-7-85 (H) 75 58 W
2-7-85 (A) 68 62 W
1-4-86 (A) 80 71 W
2-5-86 (H) 73 65 W
1-21-87 (A) 71 65 W
2-18-87 (H) 65 54 W
12-31-87 (H) 81 74 W
1-27-88 (A) 66 83 L
1-7-89 (H) 70 61 W
2-8-89 (A) 51 81 L
3-10-89 (SEC) 63 77 L
1-6-90 (A) 85 92 L
2-7-90 (H) 100 73 W
1-19-91 (H) 58 50 W
2-20-91 (A) 87 98 L
1-15-92 (A) 84 71 W
3-1-92 (H) 80 56 W
3-13-92 (SEC) 76 57 W
1-13-93 (A) 86 101 L
2-6-93 (H) 82 67 W
1-4-94 (H) 107 82 W
2-19-94 (A) 77 69 W
1-21-95 (H) 81 68 W
2-25-95 (A) 71 60 W
2-7-96 (A) 120 81 W
3-2-96 (H) 101 63 W
1-22-97 (Cin) 58 46 W
2-22-97 (A) 82 79 W
1-3-98 (H) 71 62 W
1-27-98 (A) 63 61 W
1-9-99 (A) 73 57 W
2-24-99 (H) 88 63 W
1-8-00 (H) 72 52 W
1-22-00 (A) 81 *73 W

VERNON COLLEGE (IND.)(1-0)

2-13-06 (A) 34 14 W

VILLANOVA (5-0)

3-21-49 (NCAA) 85 72 W
12-29-49 (SB) *57 56 W
12-4-82 (H) 93 79 W
2-9-97 (H) 93 56 W
2-8-98 (A) 79 63 W

VIRGINIA (6-2)

1-22-14 (A) 23 39 L
2-13-22 (A) *30 32 L
2-14-24 (H) 29 16 W
1-16-28 (A) 31 28 W
1-2-62 (H) 93 73 W
11-30-63 (H) 75 64 W
12-4-65 (A) 99 73 W
12-3-66 (H) 104 84 W

VIRGINIA TECH (3-1)

2-19-24 (H) 36 14 W
2-28-56 (SB) 56 55 W
12-1-62 (H) 77 80 L
3-16-96 (NCAA) 84 60 W

VMI (4-2)

12-24-14 (A) 18 32 L
2-9-22 (A) 32 37 L
2-26-26 (SC) 32 25 W
12-1-60 (H) 72 56 W
3-17-77 (NCAA) 93 78 W
12-30-85 (LV) 95 55 W

WABASH (1-1)

1-6-25 (A) 10 57 L
12-28-46 (H) 96 24 W

WAKE FOREST (4-0)

12-14-53 (H) 101 69 W
12-21-63 (UKIT) 98 75 W
3-25-93 (NCAA) 103 69 W
3-23-96 (NCAA) 83 63 W

WASHINGTON UNIV. (2-0)

12-19-42 (H) 45 38 W
2-7-48 (N) 69 39 W

WASHINGTON (1-0)

3-14-85 (NCAA) 66 58 W

WASH. & LEE (12-1)

2-8-22 (A) 21 20 W
12-30-25 (H) 28 22 W
2-5-26 (H) 44 34 W
2-4-27 (H) 34 36 L
2-3-28 (H) 34 28 W
2-8-29 (H) 31 30 W
2-22-30 (H) *28 26 W
2-3-31 (H) 23 18 W
1-30-32 (H) 48 28 W
12-21-38 (H) 67 47 W
1-2-42 (H) 62 32 W
12-8-51 (H) 96 46 W
12-1-56 (H) 94 66 W

WASHINGTON STATE (1-0)

12-20-74 (UKIT) 97 75 W

WAYNE (1-0)

3-16-56 (NCAA) 84 64 W

WESTERN CAROLINA (2-0)

12-10-88 (H) 78 60 W
2-6-97 (H) 82 55 W

WESTERN KENTUCKY (3-1)

3-18-71 (NCAA) 83 107 L
3-16-86 (NCAA) 71 64 W
12-21-90 (H) 84 70 W
2-15-92 (H) 93 83 W

WESTERN ONTARIO (4-0)

12-7-45 (H) 51 42 W
12-8-45 (H) 71 28 W
1-3-48 (H) 98 41 W
12-10-49 (H) 90 18 W

WEST TEXAS STATE (2-0)

12-1-50 (H) 73 43 W
12-4-78 (H) 121 67 W

WEST VIRGINIA (11-4)

2-2-24 (H) 24 21 W
2-2-25 (H) 29 19 W
2-7-27 (H) 26 44 L
1-8-40 (H) 47 38 W
12-12-40 (H) 46 34 W
1-11-41 (A) 43 56 L
3-18-46 (NIT) 59 51 W
12-20-57 (UKIT) 70 77 L
12-20-58 (UKIT) 97 91 W
12-19-59 (UKIT) 70 79 L
12-22-62 (UKIT) 79 75 W
12-18-64 (UKIT) 102 78 W
12-1-69 (H) 106 87 W
12-7-70 (A) 106 100 W
11-20-91 (H) 106 80 W

WISCONSIN (2-1)

1-20-63 (UKIT) 108 85 W
12-31-68 (N) 65 69 L
12-27-76 (H) 72 64 W

WISC. - GREEN BAY (1-0)

12-6-95 (H) 74 62 W

WRIGHT FIELD (1-0)

1-15-44 (H) 61 28 W

WRIGHT STATE (3-0)

12-2-92 (H) 81 65 W
12-9-96 (H) 90 62 W
11-23-98 (N) 97 75 W

WYOMING (2-0)

12-26-44 (N) 50 46 W
12-16-83 (UKIT) 66 40 W

XAVIER (37-2)

2-5-35 (A) 40 27 W
3-7-35 (H) 46 29 W
1-14-36 (A) 36 32 W
2-18-36 (H) 49 40 W
12-15-36 (A) *34 28 W
2-22-37 (H) 23 15 W
2-5-38 (A) 32 39 L
2-17-38 (H) 45 29 W
2-8-39 (A) 41 31 W
2-21-39 (H) 43 23 W
1-6-40 (A) 42 41 W
2-12-40 (H) 37 29 W
1-9-41 (A) 48 43 W
1-25-41 (H) 44 49 L
1-10-42 (A) 40 39 W
2-21-42 (H) 44 36 W
1-9-43 (H) 43 38 W
2-8-43 (H) 48 36 W
1-14-46 (A) 62 36 W
2-23-46 (H) 83 40 W
1-25-47 (H) 71 34 W
2-19-47 (A) 58 31 W
12-17-47 (H) 79 37 W
2-28-48 (A) 59 37 W
2-12-49 (H) 96 50 W
2-24-49 (A) 51 40 W
1-26-50 (A) 58 47 W
2-23-50 (H) 58 53 W
12-12-50 (A) 67 56 W
2-13-51 (H) 78 51 W
12-10-51 (A) 97 72 W
1-7-52 (H) 83 50 W
12-12-53 (A) 81 66 W
1-4-54 (H) 77 71 W
12-11-54 (A) 73 69 W
2-14-55 (H) 66 55 W
1-26-63 (H) 90 76 W
12-6-67 (H) 111 76 W
11-30-68 (H) 115 77 W

YALE (1-0)

12-27-61 (H) 79 58 W

*OVERTIME GAMES



todd

Tackett







jules

Camara





2000-01 UK MEN'S BASKETBALL SCHEDULE

Date	Opponent (TV)	Time
Nov. 2 (Thurs.)	E.A. SPORTS/CALIF. ALL-STARS (Exh.)	7:30 p.m.
Nov. 9-10 (Th.-Fri.)	Coaches vs. Cancer at New York	
Nov. 9 (Thurs.)	vs. St. John's (espn2)	9 p.m.
Nov. 10 (Fri.)	vs. Kansas at UCLA (espn2/ESPN)	6:30 / 9 p.m.
Nov. 16 (Thurs.)	ATHLETES IN ACTION (Exh.)	7:30 p.m.
Nov. 21 (Tues.)	vs. Jacksonville St. at Cincinnati (UKTV-L)	8 p.m.
Nov. 25 (Sat.)	PENN STATE (UKTV Live)	8 p.m.
Dec. 2 (Sat.)	at North Carolina (CBS)	3:30 p.m.
Dec. 5 (Tues.)	EASTERN KENTUCKY (UKTV Live)	8 p.m.
Dec. 9 (Sat.)	at Georgia Tech (ESPN)	Noon
Dec. 16 (Sat.)	at Michigan State (CBS)	1 p.m.
Dec. 22 (Fri.)	vs. Indiana at Louisville (ESPN)	9 p.m.
Dec. 27 (Wed.)	HIGH POINT (UKTV Live)	8 p.m.
Jan. 2 (Tues.)	at Louisville (espn2)	7 p.m.
Jan. 6 (Sat.)	GEORGIA (FSS)	7 p.m.
Jan. 10 (Wed.)	SOUTH CAROLINA (JP)	8 p.m.
Jan. 13 (Sat.)	NOTRE DAME (CBS)	2 p.m.
Jan. 16 (Tues.)	TENNESSEE (ESPN)	9 p.m.
Jan. 20 (Sat.)	at Ole Miss (CBS)	1 p.m.
Jan. 23 (Tues.)	at Alabama (ESPN)	9 p.m.
Jan. 27 (Sat.)	VANDERBILT (UKTV Delay)	1:30 p.m.
Jan. 31 (Wed.)	at Georgia (UKTV Delay)	7:30 p.m.
Feb. 3 (Sat.)	at South Carolina (JP)	1 p.m.
Feb. 6 (Tues.)	FLORIDA (espn2)	7:30 p.m.
Feb. 10 (Sat.)	MISSISSIPPI STATE (JP)	1 p.m.
Feb. 14 (Wed.)	at Tennessee (JP)	8 p.m.
Feb. 17 (Sat.)	at Vanderbilt (JP)	1 p.m.
Feb. 21 (Wed.)	LOUISIANA STATE (JP)	8 p.m.
Feb. 25 (Sun.)	at Arkansas (CBS)	1 p.m.
Feb. 28 (Wed.)	AUBURN (JP)	8 p.m.
Mar. 4 (Sun.)	at Florida (CBS)	Noon
Mar. 8-11 (Th.-Sun.)	at SEC Tournament at Nashville (JP/CBS)	TBA

Home games listed in CAPS
All times Eastern and Subject to Change

