C
D
E
F
G
H
I
J
K
L
M
N
O
P
Q
R
S
T
U
V
W
X
Y
Z

56M301
Ledger No. 5

Ashland Coal & Iron Ry Stock - 5 · Akron Co Stock 286
Advancements 19-20
Ashland Nat. Bank 8, 9, 10, 45, 46, 47, 48, 49, 50, 131, 132, 133, 136, 181
Ashland Electric Light & Power Co Stock 252
Ashland Artificial Ice Co - 81 Allied Chemical & Dye Corp Stock 298
Ashland Improvement Co 77
Ashland Artificial Ice Co. Stock 252
Ashland Steel Company 82
Ashland Coal & Iron Ry Co a/c 66
Accident Insurance 78
Argand Refining Co. Stock 254
Ashland Steel Co Bonds 268
Ashland and Catlettsburg Street Ry Bonds 269
Ashland Fire Brick Works Stock 256 - 291
American Locomotive Preffered Stock 258.
Automobiles 78
American Telephone & Telegraph Co Stock 271 - 302
American Exchange Natl Bank 274
Ashland Natl Bank Stock 255, 297
American Locomotive Common Stock 258
Atlantic Coast Line RR Stock 266.
American Tobacco Co Stock (Com.) 276 Class B Stock 277
" " " Scrip 276 - 275
Administered 28
American Exchange Securities Corp Pfd Stock 274
Ashland General Hospital & Gunnerud Stephenson Clinic 87 Pfd Stock 283
American Sugar Refining Co Com Stock 284
American Woolen Co Com Stock 284
Ashland National Co Stock 255,
Ashland Finance Corp Pfd Stock 288
" " " Com " 288
American Rolling Mill Co Stock 286
American Building Assn Stock 284
Ashland Refining Co Pfd Stock 283
American Exchange Irving Trust Co Stock 274
Ashland Natl Bank Savings Acct 192
Ashland National Company 193
Anaconda Mining Co Stock 285
American Power & Light Co Stock 273 Bonds 300
American Utilities & Genl B Stock 287
Armstrong Cork Co Stock 286

~~Ashland Coal & Iron Ry 5~~

Bills Receivable 29, 30, 201, 202,

Bills Payable 43 - 51, 175

Bank, Ashland National 8, 9, 10, 45, 46, 47, 48, 49, 50, 131

Bell Telephone Co of Buffalo Stock 259.

Bank of Newyork Natl Banking Association Stock 275

Bellefonte Country Club Stock 253

Bank of Newyork & Trust Co Stock 275

Bellefonte Country Club 6% 1st Mortg Bonds 269

" " " 2d " " 269

Bauer Kentucky Stock 294

American Chicle Co Stock 299

American Power & Light Co. Stock 300

Ashland Oil & Refining Co Stock 303

A B C D E F G H I J K L M N O P Q R S T U V W X Y Z

~~Bills Receivable 29~~

~~Bills Payable 43~~

Cash 21, 22, 23, 24

Cargill S. S. Trustee 251

Clinton Fire Brick Stock 253

Cinti, Porto, B. S & P. Packet Co Stock 253

Cincinnati Bonds 267

Citizens National Bank of Cincinnati O 20-

Citizens Telephone Co Stock 255

Central Trust & Safe Deposit Co - Cincinnati Stock 256

" " " " " " a/c 52 p141

Clinton Fire Brick Works Bonds 270-

Chesapeake & Ohio RR Stock 258.

Covington Natl Bank Stock 260

Chicago Subway Stock 271

Columbia Gas & Elect Corp Stock ~~270~~, 294

Cumberland Pipe Line Stock 279

Columbia Gas & Electric Co 7% Pfd Stock ~~270~~, ~~294~~

Citizens Realty Co 7% Pfd Stock 287

Cincinnati Gas Transportation Co Stock 292, 302.

City of Russell Ky Bonds 267

Chrysler Corporation Stock 289

Consolidated Realties Inc. Common Stock 296

Columbia Oil & Gasoline Corp Stock 295

Congoleum-Nairn Incorp Stock 294

Consolidated Realties Inc 7% Pfd Stock 296

Consolidated Oil Corp Stock ~~#6~~ 280

Chemungold Corp Stock 301

Cities Service 5% Bonds due 1950 p 301

Central Building Incorporated 292

Capital City Products Co Stock 303

Carter Ave & 23rd St Property 307

~~Cash 21~~, 24, 25, 26,
Dividends 11, 12, 13, 14, 15, 16, 17, 18, 151, 160, 195, 198
Dividends Stock 163
Davis Mrs Nora R 262
Depreciation 308

Expenses 55, 56, 57, 58, 59, 60, 83, 84, 85, 86, 87, 88, 89, 105, 117, 118, 187, 199, 219
Electric Light Stock 252–
Estate of Thos W. Means 262–
Electric Light Co. Bonds 267
Equitable Life Insurance 101
Electric Power & Light Co Stock 260
Electric Power & Light Co Bonds 300

Fire Brick Stock 4, 253, 256,
Furniture 7 -104-
Fire Insurance 90, 101, 104
F.C. Fischer Trustee 266
Fourth National Bank Stock 274
First National Bank Certificate Stock 275 302
Flat Top Land Co Stock 252
Fourth + Central Trust Co 150
First Natl Bank of Petoskey Mich ~~#~~ 180 -305, 313
Income from Fiduciaries 5 - 2, 225
Fiduciary Corp Stock 299
Fiduciary Trust Co of Ky 209
First Investment & Securities Corp Stock 302
Florida National Bank of Lakeland 314

EFGHIJKLMNOPQRSTUVWXYZ

Galena Signal Oil Co Stock 289
" " " Pfd " "
General Foods Co Stock 292
General Electric Co Stock 296
General Motors Co Stock 296
Gifts 27-310-306
Guaranty Trust Co of New York 306

Hager Jno S 261
Home Realty p 4-
Hoard-S. Floyd 63
Horses, Carriages etc 69
Harbison-Walker Refractories Co Preferred Stock 251-
Howe Sarings Build Ass Stock 278, 304
Harbison. Walker Refractories Co Com Stock 251
Hudson Bay Mining & Smelting Co Stock 295
Home Owners Loan Corp Bonds 300

Interest 37, 38, 39, 40, 41, 42, 44, 73, 74, 177, 179, 203, 215, 216, 217
Ice Company Ashland Artificial 81
Improvements 64, 82,
Insurance Fire p 90 - 101, 104, 205, 206
Interest Special Low Mon 265
Inheritances 19, 20, 4
International Harvester Co Stock 257 - 282
Illinois Central RR Stock 253
International Tel & Tel Co Stock 292
Interstate Natural Gas Co Stock 293
International Nickel Co of Can Stock 275
Irving Trust Co 274
International Tel & Tel Co 4½% Bonds 301
Income from Fiduciaries 225

~~Interest 37~~

Irrevocable Trusts 28

Johns-Manville Co Stock 303

Knights Pythias - 250
Ky. Iron Coal & Mfg Co 65
Ky. Iron Coal & Mfg Co Stock 251
Ky Securities Corp Pfd Stock 287
Ky Utilities Co 6% Pfd " 287
" " " 7% Junior Pfd Stock 287
Kroger Grocery & Baking Co Stock 274
S.S. Kresge Co Stock 275
Kiteben Jno 263
Kentucky Utilities Co Bonds 300
Krog, Hyman, Egan 311

Low Moor Iron Co. 79-80-111- 116, 262.
Low Moor Irow Co. Stock 6
Life Insurance Equitable 101, Phoenix 100. Northwestern 102 Mutual 103
Legal Tenders 266
Life Insurance Phoenix 100
Lawrence Telephone Co Stock 255
Low Moor Iron Co Bonds 269
Life Insurance North Western 102
Low Moor Iron Co Preferred Stock 270
Louisville & Nashville RR Co Stock 272
Liggett & Meyers Tobacco Co 277-
Lot #3 Block 914- 277
Lackawana Steel Co Stock 257
Liggett & Meyers Tobacco Co Class B Stock 277- 291
Louisville Gas & Electric Co Class A Stock 290 6% Pfd Stock 290
Louisville Trust Co Trustee Participation Certificates 288
Lambert Co Stock 285
Leonard Oil Development Co Stock 284

John
Means, John. 51
McStaughton, Thomas 261
Means, Kyle & Co Stock 254
Means, Harold 76
Means, R. R. 264, 125, 126, 127, 128, 129, 242, 235
Moffat & White 263, 121,
Mutual Life Insurance Co 103
Merchants Bank & Trust Co Stock ~~253~~ 255
Merchants Bank & Trust Co 75
Marietta Delta Upsilon Chapter House Co Stock 250
Means Realty Co Stock 254
Mountain States Telephone & Telegraph Co Stock 260
Means & Russell Iron Co Stock 254
Means Realty Co o/c 261
Means Harriet Advancements 244, 238
Means John R 245, 234, 232
Means John R. Advancements 246, 239
Means Elvira C Trustee 293
Means Payments on note John R. Means 233
Means Guaranties Lucille P Means 306
McClinton-Field Co 302

1

Norton Iron Works Stock, 3
Northwestern Mutual Life Insurance Co p102, 103,
Norfolk & Western Ry Pref Stock 257 Com 257
New York & New Jersey Telephone Co Stock 259
National Bank of Kentucky Stock 288
Northwestern Development Co Stock 266
National Reserve Co Pfd Stock 290
North American Refractories Co Securities ~~248~~ 284
National Dairy Products Co Stock 297
North American Refractories Co Bonds 284
Note John R. Means Payments 233

~~Norton Prow Worket 3~~

Ohio Oil Co Stock 285, 299

One half Interest in Pasturing Property 307

Payable Bills 43
Profit & Loss, 31, 32, 33, 34, 35-36, 71, 72, 237, 236, 230,
Putnam Douglas Jr 262
Phoenix Mutual Life Insurance 100-
Portland Gas & Coke Co Pfd Stock ~~273~~ 272-
Pennsylvania RR Stock 266.
Premiums & Discounts p 240, 243
Pierce Oil Corp Pfd Stock 260
C. H. Parsons Co Stock 281
C. H. Parsons Co Pfd Stock 281
Pierce Petroleum Corp Stock 261
Pullman Co Stock 253
Poorsbewaing Gift 243
Paducah Water Works 6% Pfd Stock 281
Pierce Oil Co 295
Paramount Public Corp Stock 298
Pierce Oil Co 8% Pfd Stock 299
Pierce Oil Co 5½ Bonds 301
J. C. Penney Co Stock 303
Poorsbewaing Property On Calf 307
Pope Ray E Agent 309

Profit & Loss 31

Q

Receivable Bills 29
Rowan Boarding House 249
Roan Mt. I & S. Co 250
Ross Bros 77
Rents 70, 311
Rocky Mountain Bell Telephone Co Stock 260.
Real Estate Trust Co 161, 162, 163
Ringo Bros S.C 265, 266
Reserves 27
Republic Iron + Steel Co Stock 281
Russel Ky Bonds 267
Radio Keith Orpheum Co Stock 298
" " " " Debentures 299
Radio Corp of Am Com Stock 300
Repairs 312
Radio Keith Orpheum Co 5 Debentures ~~193~~ 304

Self 1

Store of Low Moor Iron Co. 63

Salary, 91-92, 93, 94, 95, 96, 97, 98, 99- 81, 76, 169, 3, 6, 194, 265,

Seaton N.B. 263

Stewart Soap Co Stock 257

Special Interest Low Moor 265

Sun Life Insurance Co of Canada 103

Standard Oil Co Stock 273

Standard Subsidiary Stocks 247

Southern Railway Preferred Stock 273

Southern Pacific RR Stock 267

Standard Oil Co Kentucky 278, 293

South Ashland Land Co Stock 252

Second Natl Bank a/c 164, 166, 186, 190. 211, 12-13-214

Standard Oil Co Ohio Pfd Stock 279

Sinclair Consolidated Oil Corp Stock ~~323~~ 280

Superior Oil Corp. Stock 280

Stock Dividends 163, 171, 172

Standard Oil Co (Indiana) Stock 282

Standard Oil Co (Ohio) Common Stock 279

Superior Oil Corp 5% 5 Year Bonds 280

South Penn Oil Co Stock 287

Southern Securities Corp Stock 290

Second Natl Bank Stock 292

Savings Acct Ashland Second Natl Bank 192, 305,

Standard Oil Co, California, Stock 291

Seaton K.B. 263

Second Natl RL Pfd Stock 302

Swiss Oil Corp Stock 303

Second Natl Bank, Hyman Krog Agent acct 310

Travel 61, 62
Taxes 54, 68, 69, 167, 168, 207, 208, 209, 210
Third Natl Bank Stock 176
" " " Stock 286
Trusts Irrevocable 28
Triumphic Roller Bearing Co Stock 273

United States Bonds 268. 267,
Union Tank Car Co Stock 272. 297
U. S. Steel Com Stock 256.
Union Tank Car Co Pfd Stock 273
United States Rubber Co Com Stock 283
United Gas Co Stock 291
United Corp of Del Stock 295
United Gas Corp 7% Pfd Stock 291

V

U
V
W
Y
Z

Washington Water Power Co Stock 250.

White Wld & Co 123, 124, 120, 119, 173, 174, 175

Western States Gas & Electric Co Preferred Stock 259
" " " " " Common " "

Western Union Telegraph Co Stock 271
F. W. Woolworth Co 276
Westinghouse Elect & Mfg Co Stock 259, 289, 298.
Wit Harriet Ell Advancements 238
Warner Bros Pictures Inc Stock 297

Yellow Poplar Lumber Cr 68

BLANK
PAGE(S)

Self. Capital Stock.

1887						1887					
Dec	16	To Advancements	3	4000	00	October	1	Sundries	1	4311	15
1932 Dec	31	P & L	123	150.000	00	1888 Dec	31	By Profit & Loss	11	318	91
1934 Dec	31	P & L Tax Trusts	145	60.000	00	1889 Dec	31	" " "	18	656	64
		Bal 190.000.								5286	70
						1890 Dec	31	" " "	30	2767	02
										8053	72
						92 Dec	31	" " "	48	567	98
										8621	70
						93 Dec	30	" " "	57	9568	24
										18189	94
						94 Dec	31	" " "	65	555	35
										18745	29
						95 Dec	31	" Inheritances	75	8989	81
						"	"	" Profit & Loss	"	3425	05
										31160	15
						96 Dec	31	" " "	85	2904	77
										34064	92
						97 Dec	31	" " "	92	2057	64
										36122	56
						98 Dec	31	" " "	101	463	20
										36585	76
						99 Dec	30	" " "	110	3578	99
										40164	75
						1900 Dec	31	" " "	122	13835	25
										54000	00
						1901 Dec	31	" " "	133	5000	00
						1902 Dec	31	" " "	141	5000	00
										64000	00
						1903 Dec	31	" " "	148	5000	00
										69000	
						1904 Dec	31	" " "	157	5000	00
										74000	
						1905 Dec	30	" " "	165	5000	00
										79	
						1906 Dec	31	" " "	173	5000	00
										84	
						1907 Dec	31	" " "	183	5000	00
						1908 Dec	31	" " "	192	5000	00
										94	
						1909 Dec	31	" " "	202	5000	00
										99	
						1910 Dec	31	" " "	214	5000	00
										104	
						1917 Dec	31	" " "	298	35000	00
										139	
						1920 Dec	31	" " "	333	15000	00
										154	
						1921 Dec	31	" " "	343	10643	74
						"	"	Inheritances	"	114356	26
										279000	00
						1922 "	"	" Profit & Loss	353	25000	00
										304000	
						1925 "	"	" " "	26	50.000	00
										354	
						1927 "	"	" "	47	50.000	00
										404.000	

Fiduciaries Income

1933 Dec 31	P & L	135	290 81	1933 Jan 16	Savings Dep	125	21748	1887 Oct	
				Apl 29	2nd Nat	127	7333	96 Dec	
			290 81				290 81	99 Jan	
1934 Dec 31	P & L	145	2538 95	1934 Apl 30	2nd Nat	137	6695	Feb	
				June 8	"	138	145 46	May	
				Sept	"	140	232654	Nov	
			2538 95				2538 95	Dec	
1935 Dec 31	P & L	157	5033 33	1935 Mar 20	2nd Nat	146	248451	1900 Jan	
				Jan 24	"	150	5700	1912 Dec	
				July 12	"	151	16528	1917 July	
				Sept 30	"	152	232654	1922 Dec	
			5033 33				5033 33	1926 Dec	
1926 Dec 31	P & L	164	5118 24	1936 Jan 9	2nd Nat	155	15347	1927 Apl	
				30	"	"	232653		
				Apl 11	"	"	1908		
				May 8	"	159	57005	1929	
				July 29	"	160	232654	Dec	
				Nov 30	"	162	5375		
				Dec 9	"	163	18190		
			5118 24				5118 24		
1937 Dec 31	P & L	176	29078 30	1937 Mar 27	2nd Natl	165	11976 88		
				Apl 30	"	168	132107		
				May 29	"	165	59357		
				June 30	"	"	191555		
				Aug 31	"	169	56907		
				Sept 30	"	171	200590		
				Oct 30	"	172	209116	1930 Dec	
				Nov 30	"	173	98317		
				Dec 31	"	175	220166		
			29078 30				29078 30		
1938 Dec 31	P & L	185	22107 47	1938 Apl 30	2nd Natl	178	1068687		
				May 31	" "	179	72100		
				June 30	" "	180	122994		
				Sept 30	" "	"	577067		
							130210		
				Oct 31	" "	181	493100		
				Nov 30	" "	"	66536		
				Dec 31	" "	183	154953		
			22107 47				22107 47		

Norton Iron Works Stock.

1887						1892					
Oct	1	Self		1	20000 00	Jany	14	Sundries	41	10000 00	
96 Dec	11	Sundries		84	200000	96 Sept	9	Profit & Loss	82	60000	
99 Jan	31	"		102	40000	1900 June	30	Bank	116	380000	
Feb	28	"		"	100000	July	24	C. J. & S. D. Co	117	310000	
May	8	"		104	30000	1917 Dec	29	Trem & Dist	297	130000	
Nov	2	"	Mar 6	108	30000	1926 Dec	6	U. I. W. Stock	33	42000	
Dec	20	"		109	80000	1927 Apl	6	U. I. W. Stock	38	90000	
1900 Jan	5	"		111	200000	1928 Oct	31	Sundry	54	420000	
1912 Dec	10	Inheritance 2 shares		236	20000			Bal 42 00			
1917 July	18	" 2 shares		291	150000						
1922 Dec	27	Stock Divido 35 "		352	350000						
1926 Dec	6	U. I. W Stock 42		33	420000						
1927 Apl	6	U. I. W. Stock 9		38	90000						
					1910000						1910000

Salaries

1929						1929					
Dec	31	P & L		82	51000	Mar	30	2nd Mat	63	12499	
								" "	64	4166	
						May	1	" "	66	4166	
						June	5	" "	70	41 67	
						Aug	31	Adj	71	4167	
								Second Mat	"	8334	
						Sept	28	Exp	72	1000	
						Nov	1	2nd Mat	73	8334	
						Dec	2	"	82	4167	
					51000						51000
1930 Dec	31	P & L		99	50000	1930					
						Mar	6	2nd Mat	84	12499	
						April	30	" "	88	8332	
						May	31	" "	89	4167	
						Aug	5	Sundry	92	8334	
						Sept	30	"	93	8334	
						Nov	29	2nd Mat	96	8334	
					50000						50000
						1931					
						Jan	21	2nd Mat	100	8333	
						Feb	28	"	101	3000	
						Mar	21	"	103	8332	
						May	1	"	105	4166	
						July	1	"	107	8334	

736.37
628.90
107.47

Top 6

Ashland Fire Brick Stock

1887 Oct	1	To Sundries	1	200 00	1890 April	1	By Bank	20	200 00		

Home Realty in Ashland Ky.

1894 June	4	Bank for realestate	59	1.60000	1901 Oct	26	C. J. & S. D. Co	129	700000		
95 Sept	30	Rees Bros	72	540000 400000							
				700000							700000
1917 Oct	10	Sundries 306 & Int	294	1250000	1936 Dec	31	P & L Specialties Bal 16.750.00	164	596615		
1921 Dec	31	Imp permanents	343	6200000 1870 0	1938	"	" Bal 15,841,35	184	90865 6874 80		
1924	"	"	16	3500000 2722000	1939	"	Dep 2911 Bal 14.024.85	192	181730 36521 0		
1936	"	"	164	516 15 27716 15							

Inheritances

1934 Dec	21	Inher Trust	145	506533 33	1934 Jan	1	Balance b/f	20		431730	
1940 Apl	19	Reserves	195	12.102 71	Apl	30	2nd Nat THM	137		100000	
					Sept	20	Inher. Trusts M&M	144		605303	
					Dec	20	2nd Nat THM	"		400000	
					1940					506533	33
					Apl	19	Trusts & Res	194		1210271	

1887 Oct
Dec 1
95 July 3
1910 Oct 2
1912 Dec
1917 July
1920 Dec
1923 Jan

1929 Apl
Mar
Dec
1930 Dec
1931 Dec
1932 Dec

Ashland Iron & Mining Co Stocks

Ashland Coal & Iron Ry Stock.

1887 Oct	1	Self	1	2200 00	1910	21	A. I & M Stock	211	9200 00
Dec	16	To Advancements	4	3000 00	1916 Jan	9	H. E. M	278	1000 00
95 July	31	" " & Inheritances	71	4000 00 (9200)	1917 Dec	29	Prem & Disct	297	875 00 (11075)
1910 Oct	21	A. I & M Stock	211	9200 00	1921 July	31	Funds 60	339	3000 00 (14075)
1912 Dec	14	Inheritances	237	9250 00 (27650)	1923 Jan	6	A. R. M Co Stock (Bal 47,883.75)	359	12050 00 (26125)
1917 July	18	" 70 shares	291	4375 00 (32025)	June	30	Funds	360	47883 75 (74008 75)
1920 Dec	23	Dividends 838 shares (1257 " 1197)	331	41900 00 (73925)					
1923 Jan	29	A. U. B 9 shares	354	83 75 (74008 75)					
				74008 75					74008 75

Credits in liquidation 1923 May 2 Aug 23 — 1206. 11.80 Dividend acct P&L acct

Fiduciaries Income

1929 Apl	29	Dividends	64	1000 00	1929 Apl	29	AUB	64	114 00
Nov	12	Dividends	77	1820 20	Aug		" July 29	71	875 00
		"	"	593 76 (2413 96)			AUCo	"	3056 40
Dec	31	P & L	82	2331 06	Sept	9	AUB	72	610 86
					Nov	5	Expenses	77	88 76 (4745 02)
				4745 02					4745 02
1930 Dec	31	P & L	99	4710 81	1930 Jan	29	AUB	84	2288 72
					Apl	30	"	88	94 00 (2382 72)
					July	28	AUCo	92	2326 54 (4709 26)
					Dec	31	AUB	99	1 55 (4710 81)
				4710 81					4710 81
1931 Dec	31	P & L	114	5154 34	1931 Jan	31	AUB	100	2326 54
					Mar		"	103	210 06
					Apl	30	"	104	84 58
					Jan	30	"	107	206 62 (2827 80)
					Aug	31	"	108	2326 54 (5154 34)
				5154 34					5154 34
1932 Dec	31	P & L	124	5132 44	1932 Jan	8	2d Nat	115	206 82
						29	FTCo	116	2326 54
					May	31	2d Nat	118	46 66 (2580 02)
					July	8	2d "	119	206 62
						29	" "	"	2330 53 (5117 17)
					Dec	27	" "	122	15 27 (5132 44)
				5132 44					5132 44
					1933 ~~Apl~~	~~29~~	~~2d Nat~~	~~127~~	~~7533~~

Low Moor Iron Company of Virginia Common Stock.

1888												
19 Aug	21	To Advancements	8	2000	00	1905 Dec	27	Bills Payable	165	150.000	00	1893 April 1
Dec	29	" John Means	10	600	00	1923 May	4	Sundries	357	20.000	00	94 July
93 Aug	31	" P & L	54	288	88	1929 July	5	A N Co	70	2345	00	95 Mar 3
19 94 Mar	31	" Bank	58	11	12	1930 Sept	10	A N Co	92	2345	00	May
95 Sept	18	" Adv & Inheritances	72	2100	00	1931 Nov	18	2nd Nat	112	174.690 / 1876	00 / 00	
				5000	00							
1901 Mar	30	" Bills Payable	124	150.000	00	1932 May	11	F T Co	118	895	79	3
										177461	79	
1902 Mar	8	" Salaries	134	10.000	00	July	1	P & L	119	39438	21	July 3
										216.900	00	
1903 July	10	" "	144	10.000	00							Aug
1904 Apl	16	" "	151	10.000	00							Dec 3
				185								
1905 Apl	4	" "	159	10.000	00							96 Apl
1906 Mar	16	" "	166	10.000	00							June
				205.000								
1907 Mar	23	" L.M.I.Co.	174	600	00							Oct
" "	"	" P & L	175	600	00							
				206200	00							
1908 May	16	" L.M.I.Co	186	1400	00							97 Jan
" "	"	" P & L	"	2100	00			Bal 46.900.				
				209700				2345				
1910 Mar	15	" [illegible] Co	204	2000	80			44,555				Mar
	"	" P & L	"	1999	20			2345				April
				213.700	00			42,210				
1911 Nov	2	Inheritances	222	3.200	00			1876				98 Mar
				216.900				40,334				
								895.79				
								39438.21				
				216.900	00					216900	00	
												99 Dec
												1901 June

Salaries

1931 Dec	31	P & L	114	571	67	1931 July	1	Forwarded p 3		321	65
						Sept	4	2nd Nat	108	83	34
		City 500.00				Oct	31	"	111	83	34
		Direct 30.00				Dec	1	"	113	41	67
		530.00					31	"	"	41	67
										571	67
				571	67					571	67
1932 Dec	31	P & L	124	500	00	1932 Mar	31	2nd Nat	115	124	98
						May	31	"	118	83	33
										208	31
						July	1	"	119	41	67
						Aug	3	"	"	41	67
						Sept	30	"	120	83	34
						Mar	30	"	121	83	34
						Dec	31	"	122	41	67
										500	00
				500	00					500	00

Furniture

1893	April	12	A.C.+S.Ry Co	51		5000	95	Dec	31	P+L	75	243 15
94	July	7	Bank	60		2270	96	Dec	31	P+L	85	122 45
95	Mar	30	Cash	67		900				Balance		500 00
	May	4	"	"		765						
		"	Bank	68		3000						
		31	Bank	"		40370						
	July	31	"	70		1300						
	Aug	1	A.C.+S. Ry Co	71		10150						
	Dec	31	Bank	75		560						
96	Apl	8	A.C.+S. Ry. Co	78		15650						
	Jun	29	Bank	80		1830						
	Oct	31	"	83		4765						
						86560						86560
97	Jan	1	Balance down			50000	97	Dec	31	P+L	92	10790
		30	Bank	86		3800	98	Dec	31	P+L	101	2100
	Mar	31	A.C.+S. Ry Co	87		1740	99	Dec	30	P+L	110	10000
	April	30	Bank	88		5250				Balance down		40000
98	Mar	31	"	94		2100						
						62890						62890
99	Dec	30	Balance down	110		40000	1900	Dec	31	P+L	122	20000
1901	June	3	L.M.I. Co	126		48048	1901	Dec	31	P+L	133	35502
		"	"	"		59034	1902	Dec	"	P+L	141	20000
		"	"	127		550	1903	Dec	"	P+L	148	20000
	July	30	"	128		5000	1904	Dec	"	P+L	157	20000
	Sept	28	"	129		2870	1905	Dec	30	P+L	165	20000
1906	May	26	"	168		8223	1906	Dec	31	P+L	173	28355
	June	"	"	169		12975	1907	Dec	31	P+L	183	17995
	July	19	"	"		7157				Balance		20000
1907	Jun	13	"	177		17995						
						201852						201852
1915	Jan	1	Balance			20000	1915	July	3	C.T.+S.D.	267	62925
	July	3	Sundries	267		6036	1916	Jan	25	"	275	7500
			A.R.B.	268		13032				Balance b/f 104		30451
1916	May	13	"	277		15000						
	Jun	2	"	278		8300						
	Dec	30	"	284		26508						
1917	Mr	30	R.R.C.	296		5000						
	Dec	31	A.R.B.	297		8000						
						101876						30451

Ashland National Bank

1890							1890						
19	Feb	1	To Cash	19	300 00		Feb	25	By Cash	19	15 00		April
	Mar	3	" Dividends	"	156 00		Mar	11	" Electric L+P. Stock	"	300 00		A
	"	31	" Cash	20	3000		April	2	" Ky. I. C+Mfg Co Stock	20	500 00		May
19	April	1	" Ky. I. C+Mfg Co	"	100 00		"	16	" do	21	5000 00		
	"	2	" Sundries	"	250 00		May	31	" Expense	"	11 00		
	"	7	" Bills Payable	"	1500 00		June	3	" "	22	25 00		
	"	15	" John Means	"	3500 00		"	"	" Ash. Art. Ice Co Stock	"	500 00		June
	May	31	" Cash	24	5000		July	5	" Bank	23	75 00		
	"	"	" Dividends	22	550 00		"	19	" Ice Co Stock	24	250 00		July
	June	3	" "	22	6000		"	26	" Bills Payable	"	250 00		Aug
	"	15	" Sundries	"	900 00		Aug	13	" Sundries	"	375 00 / 73 01 00		
	"	23	" Dividends	23	130 00			19	" Expense	25	5 95		
	July	5	" Ash Improvm Co	"	75 00		Sept	3	" "	"	25 00		Sept
	"	7	" Ky. I. C+M.C. Stock	"	500 00			"	" "	"	1 50 / 73 33 45		
	Aug	13	" Cash	24	4000			10	" Ice Co Stock	"	450 00		Nov
	"	"	" Improvement Co	"	50 00 / 8 19 1 00			10	" Bills Payable	26	1000 00 / 8 7 8 3 45		
	Sep	8	" Sundrs	25	135 00			16	" Expense	"	30 00		Dec
42.55		10	" Ice Co Stock	26	500 00 / 88 26 00		Oct	7	" Sundries	"	155 00		92 Jan
		16	" Dividends	"	156 00		Nov	24	" C. F. B. W. Stock	28	500 00		
	Oct	25	" Sundries	27	105 00		Dec	8	" " "	29	200 00 / 96 68 45		
	Nov	11	" "	28	125 00			17	" Expense	"	12 00		Feb
		24	" Ky. I. C+Mfg Co Stock	"	500 00			20	" Ash I+S Co	"	42 50 / 97 22 95		
		28	" Life Insurance	"	22 50			31	" Balance		91 55		Mar
	Dec	8	" Improvement Co	29	98 75 00 / 16 9 50								
		31	" Cash	"	5 00 / 98 14 50								April
			Pass book balanced		9814 50						9814 50		
1891							1891						
	Jan	1	To Balance		91 55		Jan	12	By Expense	30	45 00		May
		12	" Sundries	30	250 00		Feb	12	" Sundries	31	303 00		June
		22	" Dividends	"	52 00			24	" Expense	"	25 00		
	Feb	2	" Improvement Co	31	75 00			26	" Bills Payable	"	184 00		July
		10	" Dividends	"	450 00			28	" Cash	"	100 00		Aug
		24	" Travel	"	50 00		Mar	27	" Expense	32	66 9 00 / 66 6 00		
		28	" Cash	"	50 00 / 10 1 8 55								92 Sept
	Mar	2	" Sundries	32	117 50 / 1 13 6 05								
		18	" Dividends	"	104 00								Oct
		"	" "	"	270 00								Oct
		27	" Ky Iron Coal Stock	4	95 00								Nov
	April	15	" Dividends	33	132 00								Dec
			Forward	9	173705				Forward	9	66600		

Ashland National Bank

April	15	Forwarded	8	1737	05	April	15	Forwarded	8	666	00
A	"	Improvement Co	33	75	00		27	Knights of Pythias	32	4	66
May	2	" "	"	75	00	June	30	Sundries	34	901	25
	"	Cash	"	30	00	July	17	"	35	41	50
	18	Dividends	"	132	00		31	Cash	"	25	00
	30	Cash	34	50	00	Aug	7	H. Means	36	50	00
June	1	Sundries	"	161	91		31	Cash	"	140	00
	30	Dividends	"	262	00	Sept	11	Legal Tenders	"	700	00
July	15	"	35	132	00			Expense	"	27	50
Aug	24	Travel	36	50	00		14	Cash	37	50	00
	31	Cash	"	50	00		15	Balance		1490	5
				2754	96					2754	96
Sept	15	Balance		1490	5	1891 Sept	28	Jno T. Hager	37	84	52
	29	Dividends	38	104	00	"	29	Life Insurance	38	161	50
Nov	2	Sundries	"	1180	00	Nov	14	Expense	39	136	00
	27	Dividends	39	2250			30	Cash	"	50	00
Dec	17	"	"	78	00	Dec	26	Expense	40	12	00
92 Jan	14	N. I. Stock Inc	41	1000	00	92 Jan	16	"	41	2	00
	16	Salary	"	200	00	Feb	23	"	42	10	00
	27	Dividends	"	52	00		29	Cash	"	200	00
Feb	23	Sundries	42	116	00	Mar	31	Expense	"	25	00
	29	Cash	"	90	00	April	20	Sundries	43	619	50
Mar	17	Dividends	"	72	00	May	7	"	44	150	00
	31	"	"	66	00		30	"	"	585	00
April	20	Sundries	43	660	00	June	22	"	"	648	00
	22	Ky. I. M & C Stock	"	900	00	July	30	"	45	67	50
May	7	Dividends	44	48	00	Aug	30	John Means	"	200	00
June	30	"	"	104	00	Sept	2	Balance		1582	86
	"	Cash	45	165	00						
July	30	Dividends	"	210	0						
Aug	9	Sundries	"	406	33						
		Pass book balanced		4533	88					4533	88
92 Sept	2	Balance as above		1582	86	Sept	30	Sundries	46	423	00
	30	Sundries	46	366	00	Oct	31	"	"	1168	00
~~Oct~~	~~31~~	~~Cash void~~	~~47~~	0	00			Cash	47	200	00
Oct	31	Dividends	47	24	00	Nov	30	Expense	"	28	20
Nov	30	"	"	33	00	Dec	31	"	"	16	00
Dec	31	"	"	175	00			"	48	3	09
		Forward	10	2130	86			Forward	10	1838	29

Ashland National Bank

1892						1892					
Dec	31	Forwarded	10	2130 86		Dec	31	Forwarded	10	1838 29	
93 Jany	27	Sundries	49	9159 20		93 Jan	27	Sundries	49	5140 68	
	30	Interest	"	1000			31	Cash	"	15000	
Feby	28	Sundries	50	85300		Feb	16	Sundries	50	4046 00	
Mar	7	"	51	22000			28	"	"	70000	
	31	Dividends	"	14000		Mar	31	"	51	6450	
May	31	"	52	6550		April	29	"	"	12300	
July	1	Sundries	53	54325 0			"	Cash	52	15000	
	24	P & L	"	28422		May	31	Sundries	"	17241	
Aug	8	Sundries V55,13	54	92453		July	1	Cash	53	7000	
				10/7198 1			"	Sundries	"	1825	
Sepr	30	Dividends	55	7600			12	"	"	8300	
Oct	31	Legal Tenders	"	60000 00		Aug	21	"	54	60120 0	
				2529581			31	Cash	"	17500	
						Sepr	13	Sundries	55	21 55	
										1876468	
						Oct	31	"	"	1818 30	
										2055298	
								Balance down		4712 83	
				2529581						2529581	
93 Oct	31	Balance		4712 83		Dec	1	Expense	56	6500	
Dec	1	Dividends	56	6550			"	Cash	"	7500	
	30	Sundries	"	156775			30	Sundries	"	15615	
				6346 68						29615	
94 Jany	31	"	57	25250		94 Jan	31	Expense	57	1326	
Mar	31	"	58	13000		Feb	12	Cash	"	15000	
May	17	"	59	52600		Mar	20	Expense	58	2355	
	25	A.C.& D Ry Co	"	1.000000			31	Sundries	"	5.16857	
				825458			"	Expense Rent	"	5200	
July	7	Sundries	"	22700		May	17	Sundries	59	26777	
	12	Citizens N. Bk	60	1.000000		June	4	"	"	1.650 00	
	16	Sundries	"	11400						7621 30	
	31	"	"	14600		July	7	"	60	11284	
Aug	28	Citizens N. Bk	61	1.000000			31	Ross Bros	61	20000	
				10.741 58			"	" "	"	10376	
Sepr	22	Dividends	62	9550			"	Cash	"	22500	
		Not in		5200		Aug	20	Sundries	"	94816	
		" "		7200			31	Expense	62	7200	
						Sepr	12	Sundries	"	484 20	
										9.767 26	
							22	Expense	"	21 25	
								Balance p 45		1.172 57	
				1096 108						10.961 08	

1889 Dec 3

Dec 3

1890 Dec 3

1891 Dec

Dividends.

1889					1889					
Dec	31	To Balance		424 00	March	19	By Cash	12	130 00	
					July	31	" "	15	52 00	
					Sept	30	" "	16	130 00	
					Nov	30	" "	17	60 00	
					Dec	31	" "	17	52 00	
				424 00					424 00	
Dec	31	To Profit & Loss	18	424 00	Dec	31	By Balance		424 00	
1890					1890					
Dec	31	To Profit & Loss	30	1981 00	Mar	3	By Bank	19	156 00	
					May	31	" " Ky	22	550 00	
					June	3	" "	"	60 00	
					"	18	" " Ky	"	825 00	
					"	23	" "	23	130 00	
									1721 00	
					Sept	16	" "	26	156 00	
					Dec	31	" Cash	29	104 00	
									1981	
				1981 00					1981 00	
1891					1891					
Dec	31	To Profit & Loss	40	2068 50	Jan	22	By Bank	30	52 00	
					Feb	10	" " Ky	31	450 00	
					Mar	18	" " Ky	32	270 00	
						"	" " Low Mow	"	104 00	
					April	15	" " Ky	33	132 00	
					May	18	" " Ky	"	132 00	
					June	30	" " Ky	34	132 00	
						"	" " Low Mow	"	78 00	
						"	" " A C & I	"	52 00	
					July	15	" " Ky	35	132 00	
					Aug	6	" A. E. & P. Stock	36	150 00	
									1684 00	
					Sept	29	" Bank L M & A & S	38	104 00	
					Nov	7	" " Low Mow	"	80 00	
						17	" Clinton Stock	39	100 00	
						27	" Bank Electric	"	22 50	
					Dec	17	" " Low Mow	"	78 00	
									2068 50	
				2068 50					2068 50	
					1892					
					Jan	27	Bank	41	52 00	
					Feb	23	"	42	66 00	
					Mar	17	"	"	72 00	
						31	"	"	66 00	
					May	7	"	44	48 00	
									3044 00	
							Forward #5	42	30400	

Dividends

1892						1892					
	Dec	31	P & L	48	764 00	May	7	Forward	11	304 00	96 Dec 31
						June	30	Bank	44	104 00	
						July	30	"	45	21 00	
						Sept	30	"	46	153 00	
						Oct	31	"	47	24 00	
						Nov	30	"	"	33 00	
						Dec	31	"	"	125 00	
					764 00					764 00	
93	Dec	30	P & L	56	556 00	93 Feb	28	Bank	50	53 00	
						Mar	31	"	51	140 00	
						May	31	"	52	65 50	
						July	1	"	53	104 00	
						Sept	30	"	55	76 00	97 Dec 3
						Dec	1	"	56	65 50	
							30	"	"	52 00	
					556 00					556 00	
94	Dec	31	P & L	65	546 50	94 Jan	31	Bank	57	32 50	
						Mar	31	"	58	130 00	
						May	17	"	59	26 00	
						July	7	"	"	52 00	
							31	"	60	26 00	
						Sept	22	"	62	95 50	
						Oct	31	"	63	33 00	
						Nov	30	" 26.00 30.00	64	56 00	98 Dec
						Dec	29	"	"	95 50	
					546 50					546 50	
95	Dec	31	P & L	75	776 50	95 ~~Feb~~		Bank	66	26 00	
						Nov	30	"	67	52 00	
						May	4	"	68	26 00	
							31	"	"	55 00	
						June	29	"	69	43 50	
							"	"	"	52 00	
						July	31	"	"	26 00	
						Sept	30	"	72	215 00	
						Nov	30	"	74	114 00	
						Dec	31	"	75	167 00	
					776 50					776 50	

Dividends.

96 Dec 31	P & L	85	138533	1896 Jany	31	Bank	76	62	00
				Mar	31	"	78	167	00
				April	8	"	"	50	00
				May	8	"	79	111	00
					12	Clinton Stock	"	283	33
				June	29	Bank	80	167	00
				July	2	"	81	50	00
				Aug	31	"	82	26	00
				Sept	30	"	"	140	00
				Oct	31	"	83	162	00
				Dec	26	"	84	167	00
			138533					138533	
97 Dec 31	P & L	92	141500	97 Jany	30	Bank	86	70	00
				Feby	27	"	"	30	00
					"	Cash	"	50	00
				Mar	31	Bank	87	92	00
				April	30	"	88	65	00
				May	31	"	"	135	00
				July	31	" 2 items	89	177	00
				Oct	30	"	90	234	00
				Nov	30	"	91	20	00
				Dec	31	"	92	542	00
			141500					141500	
98 Dec 31	P & L	101	124100	98 Feb	28	Bank	93	20	00
					"	Cash	"	15	00
				Mar	31	Bank	94	142	00
				April	30	"	"	270	00
				May	31	"	95	69	00
				June	30	"	96	142	00
				July	30	"	97	60	00
					"	"	"	10	00
				Aug	31	"	"	80	00
				Sept	30	"	98	142	00
				Oct	31	"	99	40	00
				Nov	30	"	100	109	00
				Dec	23	"	"	142	00
			124100					124100	

Dividends

	1899 Dec 30	P & L	110	1899 00	1899	Jan 31	Bank	101	43 00	1901 Dec 31
						Feb 28	C. J. & S. D. Co	102	20 00	
						Mar 31	Bank	103	142 00	
						April 29	"	"	56 00	
						May 31	"	104	171 00	
						June 30	"	105	166 00	
						July 3	C. J. & S. D. Co	"	20 00	
						14	Bank	"	3 00	1902 Dec 31
						Sept 16	"	106	115 00	
						30	"	107	92 00	
						Nov 30	"	109	229 00	
						Dec 30	"	110	842 00 / 1899 00	
				1899 00					1899 00	
	1900 Dec 31	P & L		4554 45	1900	Jan 2	C. S. & S. D. Co	111	20 00	
						13	Bank	"	84 00	
						Feb 28	"	112	926 00	
						Mar 8	"	"	48 00	
						21	"	113	167 00	
						April 30	"	114	684 45	
						June 15	"	116	740 00	
						30	"	"	213 00	
						July 2	C. S. & S. D. Co	"	20 00	
						31	Bank	117	30 00	
						Sept 30	"	119	213 00	
						Oct 31	"	"	408 00	
						Nov 30	"	120	108 00	
						Dec 31	"	"	893 00 / 4554 45	
				4554 45					4554 45	
					1901	Feb 26	Bank	123	105 50	
						"	C. S. & S. D. Co	"	20 00	
						Mar 30	L. M. I. Co	"	249 00	
						"	Bank	124	680 00	
						May 4	L. M. I. Co	125	53 50	
						June 15	Special Dut. L. M.	127	2325 00	
						20	L. M. I. Co	"	138 00	
						July 30	C. J. & S. D. Co	128	20 00	
							L. M. I. Co	"	66 00	
						Aug 29	A. N. B	"	680 00 / 4337 00	
							Forwarded p 15		4337 00	

Dividends

1901	Dec	31	P & L	133	561600	1901					
						Aug	29	Brought Forward	124	433700
						Sept	28	L. M. I. Co	129	10000
						Oct	26	"	130	13800
						Nov	"	A. N. B.	"	68000
						Dec	31	L. M. I. Co	132	17500
							"	"	"	18600
					561600					561600
1902	Dec	31	P & L	141	268800	1902					
						Jan	7	C. J. & S. D. Co	133	2000
						Feb	13	L. M. I. Co	134	8750
						Mar	8	"	"	13000
						Apl	15	"	135	33600
						May	9	"	136	11750
							29	A. N. B	"	68000
						July	3	C. J. & S. D. Co	"	2000
								L. M. I. Co	137	45600
						Aug	30	"	"	13250
						Sept	27	"	"	14100
						Oct	21	"	138	16800
						Nov	"	"	139	8750
							"	Lawrence Telephone	"	5000
						Dec	20	L. M. I. Co	"	10000
							31	"	140	16200
					268800					268800
						1903					
						Jan	1	C. J. & S. D. Co.	141	3000
							21	Ash. F. B. Co Stock	"	680000
						Feb	16	L. M. I. Co	142	8750
						Apl	23	"	"	10000
								A. N. B	"	15300
						May	30	L. M. I Co	143	8750
						June	22	A. N. B	"	32200
						July	6	C. J. & S. D Co	144	3000
								M & W	"	22500
							31	A. N. B.	"	93000
						Aug	26	L. M. I. Co	145	13250
						Sept	19	A. N. B	"	32200
								L. M. I Co	"	10000
						Oct	3	M & W	"	21000
							17	A. N. B	146	49000
								Forwarded p	16	1001950

Dividends

1	1903 Dec	31	P & L		148	1059600	1903 Oct	17	Brought Forward	15	1001950	1905 Dec 30
								"	L. M. I. Co	146	3600	
							Nov	2	Ash. Bank	"	1500	
								14	L. M. I. Co	147	8750	
							Dec	1	M & W	"	10000	
								20	Ash. Bank	"	13800	
								31	L. M. I. Co	148	20000	
						1059600					1059600	
	1904 Dec	31	P & L		157	248700	1904 Jan	2	C. J & S.D Co	149	3000	
								6	M & W	"	21000	
								17	Ash. Bank	"	6000	
							Feb	3	" "	"	1500	
									L. M. I. Co	"	8750	1906 Dec 3
							Mar	18	A. N. B	150	13800	
								26	L. M. I. Co	"	10000	
							Apl	6	M & W	151	21000	
								16	"	"	3000	
								28	A. N. B	"	1500	
							May	16	L. M. I. Co	152	8750	
							June	20	A. N. B.	153	16800	
							July	2	C. J & S. D Co	"	3000	
								18	M & W	"	24000	
							Aug	18	L. M. I Co	154	8750	
							Sept	20	"	155	10000	
								21	A. N. B.	"	13800	
							Oct	3	M & W	"	28500	
							Nov	16	L. M. I. Co	"	8750	
							Dec	3	A. N. B.	156	3000	
								20	"	"	13800	
								31	L. M. I. Co	157	20000	
						248700					248700	
							1905 Jan	3	C. J. & S. D. Co	158	3000	
								9	M & W	"	21000	
								"	"	"	12500	
							Mar	14	L. M. I Co	"	18750	
							Apl	3	A N B	159	47550	
							May	20	L. M. I. Co	160	8750	
								30	A. N. B.	"	3000	
									Forward p 17		114550	

Dividends

1905 Dec	30	Pr L	165	2704 50	1905 May	20	Bot. Forward p16.		1145	50
					June	24	A. N. B	160	1380	00
					July	5	C. J. & S.D.	161	2625	0
						26	A. N. B	"	2390	00
					Aug	1	"	162	720	00
						25	C. J & S.D.	"	1000	00
					Sept	23	Nat N. B	"	1380	00
					Oct	2	C. J. & S.D	"	2325	0
						19	A. N. B	163	1110	00
						25	C. J. & S.D	"	1280	00
					Dec	21	A. N. B.	164	1380	00
									2704	50
				2704 50					2704	50
1906 Dec	31	Pr L	173	4465 00	1906 Jan	15	C. J. & S. D Co	165	512	50
						26	A. N. B	166	405	0
					Mar	8	"	"	594	00
							L. M. I. Co	"	875	0
						24	A. N. B.	167	1380	00
							L. M. I. Co	"	1000	00
					April	3	A. N. B.	"	2775	0
						24	"	"	1905	0
					May	26	L. M. I. Co	168	875	0
					June	26	A. N. B	169	3220	00
					July	2	C. J & S. D. Co	"	2895	0
						19	L. M. I. Co	"	1000	00
						"	Sundries	"	1800	00
						23	A. N. B.	"	600	00
						24	"	170	1280	00
					Aug	30	"	"	360	00
					Sept	22	"	"	3220	00
					Oct	13	C. J. & S. D. Co	"	4245	0
					Nov	1	"	171	405	0
						24	L. M. I. Co	"	875	0
					Dec	22	A. N. B.	172	3220	00
						31	L M I Co	"	1250	00
									4465	00
				4465 00					4465	00

Dividends

1	1907	29 Dec	31	P & L		534650	1907 Jan	7	A. Nr. B.	173	289 50
								"	M. B. & T. Co	"	6000
								16	M & W	"	35500
								28	A. Nr. B.	174	4050
							Feb	23	L. M. I. Co	"	8750
							Mar	25	A. Nr. B.	175	32200
							Apl	1	"	"	25950
								15	C. T. & S.D. Co	"	27125
								30	A. Nr. B.	176	7050
							May	13	L. M. I. Co	"	8750
							June	25	A. Nr. B.	177	57200
							July	5	C. T. & S. D. Co	"	28575
								"	M. B. & T. Co	178	6000
								15	C. T. & S. D. Co.	"	24500
							Aug	2	A. Nr. B.	179	62850
								19	L M I Co	"	10625
							Sept	6	A. Nr. B	"	32200
							Oct	3	C. T. & S D Co	180	28575
								16	"	"	24500
							Nov	2	A. Nr. B	181	4050
									L. M. I Co.	"	17500
							Dec	14	A Nr B	182	20000
								23	"	"	25000
									L. M. I Co	"	8750
						534650					534650
							1908 Jan	3	Sundries	183	34575
								4	Interest	"	6000
								17	A. Nr. B	184	24500
							Mar	6	L. M. I Co	"	26250
							Apl	2	C. T & S D C	185	28575
								6	A. Nr. B	"	27900
								15	"	"	24500
							May	16	L. M. I. Co	186	26250
							July	2	M. B & T. Co	"	6000
								"	C. T & S. D Co	187	28575
								"	A. Nr. B	"	27900
								17	C. T. & S D Co	"	42000
								20	L. M. I. Co	"	20000
									Forwarded to 157		323025

1895 Aug 1
Dec 31
1898 Dec "
1900 Dec "
1900 Mar 2

up to May 24 1910 — 9 have received by indentures as per at

up to January 30 my 9 12 from all sources 9 have received

Advancements and Inheritances

95 Aug	1	Profit & Loss J.M.	71	3850	00	1887 Dec	16	By Self	3	4000	00
Dec	31	Self H.E.M.	75	8989	81	"	"	" A.C.&I Ry Stock	4	3000	00
				12839	81	1888					
98 Dec	"	P.&L. C.C.H	101	66	66	Aug	21	" Low Moor Stock	8	2000	00
				12906	47					9000	
1900 Dec	"	P & L C.C.H	122	123	34	95 April	11	" Bank	67	1000	00
				13029	81						
		Balance		23000	00	July	31	" Sundries H.E.M.	70	5100	00
							"	" A.C.&I Ry Stock "	71	2200	00
						Sept	18	" Low Moor & P&L J.M.	72	2310	00
						Oct	4	" Bank "	73	500	00
						Nov	30	" Sundries "	74	11.000	00
										31.110	00
						96 Jany	14	" Argand Stock J.M.	76	2.000	00
										33.110	00
						98 April	30	" Bank C.C.H H.E.M.	94	66	66
						Oct	31	" " J.M.	98	729	81
										33.906	47
						99 May	2	" A.&C. St Ry Bonds "	104	1.000	00
						June	30	" " "	105	1.000	00
										35906	47
						1900 April	7	" Bank C.C.H H.E.M.	113	123	34
				36029	81					36029	81
1910 Mar	24	P & L C.C.H & G.O.H	205	1943	85	1901 Jan	1	Balance down J.M.		23000	00
		Balance being the amount advanced by my father in his life time		26000	00	Mar	30	L.M.I.Cr H.E.M.	123	40	00
						1902 Feb	13	L.M.I.Cr Bond J.M.	134	3000	00
						April	15	" H.E.M.	135	46	66
										26086	66
						1903 "	23	" "	142	26	66
										26113	32
						1904 Jan	12	Ash. Bank G.O.H.	149	571	50
						April	6	Sundries "	150	1175	00
						July	2	Expenses "	153	3	75
						Dec	17	L.M.I.Cr "	156	41	00
										27904	57
						07 Feb	8	A.N.B. CCH - 31.43 GOH - 7.85	174	39	28
										27943	85
				27943	85					27943	85
						1910 Mar	24	Balance down J.M.		26000	00
						April	2	Bills Receivable J.M.		1379	00
							"	A.N.B. "		1600	00
						July	5	" "		900	00
						Dec	21	" "		1000	00
										30,879	00
							31	Means Realty Cr Stock "		5000	00
										35879	00
						1911 Mar	24	A.N.B "	216	1500	00
						Sept	18	" "	220	1000	00
						Nov	2	Lowellow Stock "	222	4400	00
										42779	00
						1912 Jan	5	C.T.&S.D.Co "	226	800	00
										43579	
						April	25	" "	229	800	00
										44379	
								Forwarded p 20		44379	00

Up to Mar 24th 1910 — I have received by inheritance as heir at law from the Estates of my mother Harriet E.

Hildreth Means	8989.81
from my uncle C.C. Hildreth	334.75
from my uncle Geo. C. Hildreth	1799.10
	$11.123.66

Up to Jany 30th 1912 from all sources I have received as advancements and as inheritances $54.702.66

Citizens National Bank of Cincinnati O.

1894 Mar	31	Ash Nat Bank	58	5,000 00	94 July	7	Ash Nat Bank	60	1,000 00		
					Aug	28	" " "	61	1,000 00		
					Oct	13	" " "	63	2,000 00		
					95 June	19	" " "	66	500 00		
					April	11	" " "	67	500 00		
		closed		5000 00			closed		5000 00		

Inheritances

1921 Dec	31	Cap Stock Pr L	343	114356 26	1912 Apl	25	Forwarded p 19		44,379 00		
					Aug	31	A. N. B	J M	232	500 00	
					Nov	11	L + N Stock	"	235	4,100 00	
					Dec	2	M + R I Stock	"	"	1,000 00	
						"	Sundries	"	236	10,340 94	
						3	K. I. C + Mfg C Stock	"		100 00	
						7	Sundries	"	"	12,800 00	
						14	"	"	237	14,100 00	
										87319 94	
					1913 Apl	23	C. T + S. D	"	243	500 00	
					May	15	W. W. + Co	"	"	8800 00	
										96619 94	
						"	Sundries	"	244	1069 66	
										97689 60	
					1917 July	18	"	M. S. M	291	16666 66	
										114356 26	
				114356 26						114356 26	
1924 Oct	3	Sundries M. a. M	13	1163 00	1923 Apl	12	A N B	M. a. M	357	4000 00	
1926 Jan	29	A N B 4 M	27	1011 52	Nov	27	"	"	2	141 14	
				2174 52							
1932 Dec	32	~~Pr L~~ M a M	123	56,975 44	Dec	5	"	"	2	400 00	
					1924 Aug	2	Sundries	"	9	41312 72	
					Oct	3	"	"	13	11640 20	
										57494 06	
					1925 Oct	10	A B M Co Stock	"	21	100 00	
						"	4th + Cert	"	"	56 87	
					Nov	2	Sunds	"	22	347 95	
										57998 88	
					1926 Jan	5	A N B	4 M	27	1011 52	
										59010 40	
		Bal 56,975.44			1927 Jan	1	2nd	M a M	40	139 56	
										59149 96	
				59,149 96						59149 96	
					1933 Apl	27	Express	T H M	127	206 64	
					Sept	13	Sunds	"	131	24295 62	
						23	"	"	132	13461 97	
					Oct	13	"	"	"	35 07	
					Dec	18	"	"	134	4171 00	
						29	2nd Natl	"	135	1000 00	
							To page 4			43,170 30	

Up to Dec 31st 1921 I have received by inheritances from the estates of
Harriet E Means, my mother 8989.81
Charles C. Hildreth " uncle 334.75
George O. Hildreth " " 1799.10
John Means " father 97689.60
Mary S Means " Aug mother 16666.66
Total 125,479.92

Cash.

1887						1887					
October	1	Self	1		11 15	Oct.	24	By Sundries	2	25	20
"	16	Profit & Loss	2		55 00	"	31	" Expense	2		10
Nov	1	Low Moor Iron Co	2		26 67	"	"	" Ston L.M.I.Co	2	4	95
Dec	1	To " " " "	3		40 00	Nov	1	" Expense	2	15	00
"	22	" " " " "	4		40 00	"	"	" Sundries	2	15	00
"	25	" Profit & Loss	4		29 00	"	12	"	3	6	55
1888 Jan	4	" " "	4		15 00	"	24	" "	3	1	30
Feb	18	" " "	5		18 00	Dec	1	" "	3	20	97
March	1	" Low Moor I.Co	5		40 00	"	23	" Expense	4	6	45
"	24	" Profit & Loss	5		18 50	"	"	" Sundries	4	43	25
April	2	" Low Moor I Co	6		40 00	1888 Jan	4	" "	4	39	90
May	5	" " " "	6		40 00	Jan Feb	14 18	" Misses Rowan	5	7	00
June	2	" " " "	6		40 00	March	1	" Sundries	5	13	85
"	29	" Profit & Loss	7		57 50	"	"	" Expense	5	2	30
July	7	" Low Moor Iron Co	7		40 00	"	24	" Sundries	5	29	60
Aug	3	" " " "	8		40 00	April	4	" Ston L.M.I.Co	6	31	40
Sept	7	" " " "	9		40 00	"	2	" Sundries	5	21	50
Oct	1	" Sundries	9		170 00	May	5	" "	6	5	20
Nov	9	" Low Moor Iron Co	10		70 00	"	7	" "	6	25	00
Dec	29	" Sundries	10		147 00	"	10	" "	6	51	85
						June	3	" Expense	7	8	60
						"	4	" Sundries	7	26	15
						"	29	" "	7	13	65
						July	7	" "	7	24	65
						"	30	" "	7	18	20
						Aug	3	" "	8	25	50
						"	31	" Expense	8	7	55
						Sept	7	" Sundries	8	59	90
						"	15	" "	9	6	85
						Oct	6	" "	9	33	00
						"	19	" Expense	9	14	55
						Nov	30	" Sundries	10	80	20
						Dec	29	" "	10	268	67
						"	31			953	84
						"	"	" Balance		23	98
					97782					97782	
1889 Jan	1	To Balance			2398	1889 Jan	31	By Sundries	11	50	42
"	31	" L. M. I. Co	11		7000						
"	"	" Amt. Forwarded To folio 22.			9398	"	"	" Amt Forwarded To folio 22		50	42

Cash.

1889 Jan	31	To Amt forwarded Fol 21		93	98	1889 Jan	31	By Amt forwarded Fol 21		50	42
" Feb	1	" Low Moor Iron Co	12	70	00	" Feb	28	" Sundries	12	34	69
" March	19	" Sundries	"	200	00	" March	21	" "	"	258	27
" Apr	21	" Low Moor Iron Co	13	70	00	" Apr	25	" "	13	79	51
" May	31	" Sundries	13	110	96	" May	31	" "	14	73	17
" June	4	" Low Moor Iron Co	14	70	00	June	20	" "	14	43	38
" July	31	" Sundries	15	134	50	"	30	" "	14	3	80
" Aug	31	" "	15	100	87	July	31	" "	15	191	96
" Sept	30	" "	16	186	50	Aug	31	" "	15	35	16
" Oct	31	" "	16	75	26	Sept	30	" "	16	114	10
" Nov	30	" "	17	160	00	Oct	31	" "	16	53	37
" Dec	31	" "	17	122	50	Nov	30	" "	17	123	61
		" "				Dec	31	" "	17	76	80
						"	"	" Balance		256	33
				1394	57					1394	57
1890 Jan	1	To Balance		256	33	1890 Feb	1	By Sundries	19	348	95
Feb	1	" Sundries	19	107	25	"	28	" "	"	17	68
"	28	" "	"	30	55	Mar	31	" "	"	64	17
Mar	31	" Ky. I. C + Mfg Co	"	53	70	April	15	" "	21	18	70
April	15	" do	21	66	00		30	" "	21	17	15
	30	" do	"	20	00	May	31	" "	22	75	27
May	31	" do	22	40	00	July	5	" "	23	86	42
July	5	" Sundries	23	147	76	Aug	13	" "	24	81	86
Aug	13	" "	24	52	16	Sept	3	" "	25	55	44
Sept	3	" Ky. I. C + Mfg Co	25	16	30	Oct	7	" "	27	29	14
Oct	7	" Sundries	26	50	40	"	25	" Bank	"	30	
"	31	" Ky. I. C + Mfg Co	27	21	10		31	" Sundries	"	29	65
Nov	3	" "	"	2	25	Nov	3	" Ky. I. C + Mfg Co	"	7	00
Dec	1	" "	28	24	25	Dec	1	" Expense	28	18	15
	31	" Sundries	29	143	00		31	" Sundries	29	119	45
								" Balance		37	01
				1031	04					1031	04
1891 Jan	1	To Balance		37	01	1891 Feb	28	By Sundries	31	143	85
Feb	28	" Sundries	31	160	00	Mar	31	" "	32	58	55
Mar	31	" "	32	44	00	April	30	" "	33	60	94
Apr	30	" "	33	95	00	May	30	" "	34	91	05
May	30	" "	34	55	60	June	30	" Expense	35	34	32
June	30	" Thos McCraughton	35	5	89						
				396	61					388	71

1891 June	30		
July	31		
Aug	31		
Sept	14		
Oct	31		
Nov	30		
Dec	31		
1892 Jan	1		
	27		
Feb	29		
Mar	31		
April	30		
May	7		
	30		
June	30		
July	30		
Aug	31		
Oct	31		
Dec	31		
93 Jan	31		
July	2		
Mar	31		
April	2		
May	31		
July	1		
Aug	1		
July	12		
Aug	31		
Oct	31		
Dec			
	31		

Cash

1891						1891					
June	30	Amt forward	22	396	61	June	31	Amt forward	22	388	71
July	31	Sundries	35	4 30 26 00 61		July	31	Sundries	35	4 24 13 70 41	
Aug	31	"	36	154	70	Aug	31	"	36	137	19
Sept	14	Bank	37	6 50 31 00 31		Sept	14	"	37	5 34 5 91 51	
Oct	31	Sundries	38	77	00		30	Expense	38	13	00
Nov	30	Bank	39	7 50 5 00 31		Oct	31	Sundries	"	82	22
Dec	31	Sundries	40	8 102 6 95 126		Nov	30	"	39	7 27 9 20 93	
						Dec	31	"	40	7 89 10 05 08	
							"	By Balance		64	28
				861	26					861	26
1892						1892					
Jan	1	To Balance		64	28	Jan	27	Sundries	41	42	75
	27	" H Means	41	10	00	Feb	29	"	42	357	70
Feb	29	" Sundries	42	350	00	Mar	31	Travel	"	4	10
Mar	31	" "	"	344	7		"	Expense	"	22	90
April	30	" "	43	25	00	April	30	Sundries	43	19	50
May	7	" Bank	44	50	00	May	31	"	44	4 26 7 55 50	
	30	" Expense	"	5 50 8 00 75		June	30	"	45	6 207 8 70 20	
June	30	" Sundries	45	7 128 1 00 75		July	30	Expense	"	23	25
July	30	" Bank	"	50	00	Aug	31	Sundries	46	9 276 8 30 75	
Aug	31	" Sundries	"	11 350 1 00 75		Sept	30	"	"	54	10
Oct	31	" "	47	700	00	Oct	31	"	47	506	55
Dec	31	" P+L	48	18 200 3 00 75		Nov	30	"	"	87	85
						Dec	31	Expenses	48	184	50
				1813	75					1813	75
93 Jan	31	Bank	49	150	00	93 Jan	31	Sundries	49	122	40
Feb	28	"	50	100	00	Feb	28	"	50	84	25
Mar	31	"	51	50	00	Mar	31	"	51	84	00
	"	A.C+S Ry	"	50	00	April	29	"	52	129	80
April	29	Bank	52	150	00	May	31	"	"	101	50
May	31	"	"	50	00	July	1	"	"	112	90
July	1	Sundries	53	118	00	Aug	2	"	54	77	60
Aug	2	Estate J M M	54	62	30		31	"	"	2 46 0 35 58 80	
July	12	Bank	53	50	00	Sept	30	Expense	55	37	05
Aug	31	Sundries	54	2 50 10 00 30		Oct	31	"	"	126	45
Oct	31	Bank	55	150	00	Dec	1	"	56	63	90
Dec	1	"	56	75	00		30	"		1 74 13 60 50	30
	30	"	"	1 150 40 00 50 30			"	Balance forward	24	44	80
				1405	30					1405	30

Cash

1	1894	Jany	1	Balance from	23	p	44	80	94	Feb	17	Sundries	57	167	40
		Feb	17	Bank	57		150	00		Mar	31	Expenses	58	97	60
		Mar	31	Ash Bank	58		100	00		May	17	Sundries	59	206	75
		May	17	" "	59		200	00		July	31	"	61	242	40
		June	4	" "	"		50	00		Aug	31	"	62	106	65
		July	31	" "	61		225	00		Oct	13	"	63	161	35
		Aug	20	" "	"		75	00		Nov	30	"	64	123	70
			31	" Travel	62		15	00		Dec	31	"	65	119	50
		Sept	12	" Bank	"		125	00			"	Expense	"	17	25
		Oct	13	" "	63		75	00				Balance		42	55
		Nov	30	" Sundries	64		75	35							
		Dec	31	" Bank	65		150	00							
			"	Cash rid	"		00	00							
							1285	15						1285	15
	95	Jany	1	Balance down			42	55	95	Feb	7	Sundries	66	70	30
		Feb	7	Bank	66		50	00			28	Expenses	"	51	00
			28	"	"		50	00		Mar	30	Sundries	67	91	25
		Mar	30	"	67		150	00		May	4	"	"	172	35
		May	4	"	68		200	00			31	"	68	106	25
			31	"	"		100	00		June	29	"	69	112	40
		June	29	"	69		100	00		July	31	"	70	150	41
				Sundries	"		107	00		Sept	9	Expenses	72	274	34
		Sept	9	"	72		378	00			30	"	"	89	25
		Oct	31	Bank	73		200	00		Oct	31	Sundries	73	239	50
			"	Salaries	"		5	00		Nov	30	"	74	161	75
		Nov	30	Bank	74		200	00		Dec	31	Expenses	75	353	30
		Dec	31	Sundries	75		328	25				Balance		38	70
							1910	80						1910	80
	96	Jan	1	Balance down			38	70	96	Jan	31	Expenses	77	155	00
			31	Bank	77		200	00		Feb	29	"	"	193	20
		Feby	29	Sundries	"		175	00		Mar	31	"	78	181	10
		Mar	31	Bank	78		200	00		April	30	"	79	93	70
		April	30	"	79		100	00		May	27	Sundries	80	237	75
		May	27	"	"		200	00		June	30	"	"	142	95
		June	30	"	80		150	00		Aug	15	Expenses	81	403	00
		Aug	15	Sundries	81		350	00			20	Lowthorpe Iron Co	"	50	00
			20	Lowthorpe Iron Co	"		80	00							
			31	Bank	82		25	00							
				Forward	b	20	1518	70				Forward	b	25	1456	70

1896																	
	Aug	31															
	Sept	30															
	Oct	31															
		"															
	Nov	30															
	Dec	19															
	Dec	30															
97	Jan	1															
	Feby	27															
	Mar	31															
	April	30															
	May	31															
	June	30															
	July	31															
	Sept	30															
	Oct	31															
	Nov	30															
	Dec	31															
98	Jan																
		31															
	Feb	7															
	Mar	31															
		"															
	May																
	June	30															
	July	31															
	Sept	30															
	Oct	1															
		31															
	Nov	30															
	Dec																

Cash

1896						1896					
Aug	31	Forwarded fp	24	15187	70	Aug	31	Forwarded fp	24	14567	70
Sept	30	Bank	82	5000		Sept	30	Expenses	82	7000	
Oct	31	"	83	15000		Oct	31	"	83	15050	
	"	Salaries	"	750		Nov	30	"	"	17120	
Nov	30	Bank	"	25000		Dec	30	"	85	13500	
Dec	19	"	84	10000						19834	0
Dec	30	Expenses	85	10825				Balance		2105	
				21845							
				21845						21845	
97 Jan	1	Balance down		2105		97 Jan	30	Expenses	86	11780	
Feby	27	Sundries	86	22500		Feby	27	"	"	20400	
Mar	31	Bank	87	25000		Mar	31	"	87	11725	
April	30	"	88	20000		April	30	"	"	35000	
May	31	"	"	10000		May	31	"	88	14800	
June	30	"	89	10000		June	30	"	89	12500	
July	31	"	"	20000		July	31	"	"	11200	
Sept	30	Sundries	"	13000		Sept	30	"	90	19700	
				14065						13710	5
Oct	30	Bank	90	20000		Oct	30	"	91	13700	
Nov	30	"	91	10000		Nov	30	"	"	14000	
Dec	31	"	91	20000		Dec	31	"	92	28675	
										10348	0
	"	Expenses	92	10000				Balance 7125		7125	
				20065							
				200605						200605	
98 Jan	1	Balance down		7125		98 Jan	31	Expenses	93	12000	
	31	Bank	93	10000		Feb	28	"	"	12325	
Feb	28	Sundries	"	14500		Mar	31	"	94	20425	
Mar	31	Bank	94	25000		April	30	"	95	16500	
	"	Expenses	"	9000		May	31	"	"	10450	
May	"	Bank	96	5000		June	30	"	96	9400	
June	30	"	"	25000		Aug	31	"	97	35500	
July	30	"	97	10000		Sept	30	"	"	9500	
Aug	31	Sundries	"	18500		Oct	31	Sundries	99	2425	
Sept	30	Bank	98	10000		Nov	30	"	"	12100	
Oct	13	"	"	10000		Dec	31	Expenses	100	20300	
										19285	
	31	"	"	10000				Balance to fp 26		1300	
Nov	30	"	100	10000							
Dec	5	"	"	20000							
				18412	5						
				184125						184125	

Cash

1899 Jan	1	Balance from p 25		1300	1899 Jan	31	Sundries	102	252 25	1902 Sept	27		
	31	Bank	102	300 00	Feb	28	Expenses	"	155 00	Nov	21		
Feb	28	"	"	100 00	Mar	31	"	103	139 00	Dec	31		
Mar	31	"	103	200 00	April	29	"	"	211 75				
April	29	"	"	200 00	May	31	"	105	125 00	1915 Dec	31		
May	31	"	104	100 00	July	3	"	"	147 00				
June	30	"	105	200 00	Aug	31	"	106	644 00				
Aug	31	Sundries	106	660 00	Sept	30	"	107	177 50				
Sept	30	R. R. Means	107	100 00					1854 50				
				1873 00			Balance down		21 50				
				1873 00					1873 00				
99 Sept	30	Balance		21 50	99 Oct	31	Expenses	107	210 00	1921 July	31		
Oct	31	Bank	108	200 00	Nov	30	"	108	130 00	1923 May			
Nov	30	Sundries	109	220 00	Dec	30	"	109	268 50	June	30		
Dec	30	"	110	250 00					608 50	1927 Dec	31		
				691 50			Balance down		83 00	1935 Sept	1		
				691 50					691 50				
1900 Jan	1	Balance		83 00	1900 Feb	28	Sundries	112	377 44	1936 Oct	1		
	8	Bank	111	200 00	Mar	31	Bank Expenses	113	163 56	1940 Apl	30		
Feb	28	Sundries	112	275 00	April	30	Expenses	114	195 00				
Mar	31	Bank	113	100 00	May	31	Cash	115	256 00				
April	30	"	114	150 00	June	30	Expenses	116	190 00				
May	31	"	115	300 00	July	31	"	117	205 00				
June	15	"	116	100 00	Aug	31	"	118	293 00				
July	31	"	117	200 00	Sept	30	"	119	230 00				
	"	Expenses	"	200 00	Oct	31	"	120	314 00				
Aug	31	Sundries	118	250 00	Nov	30	"	"	219 70	1935 Oct	1		
Sept	30	G. P. R. Co	119	200 00	Dec	31	Sundries	121	661 30	Dec	2		
Oct	31	"	120	200 00					3108 00				
Nov	30	"	"	200 00			Balance down		180 00	"	1		
Dec	31	Sundries	121	800 00						1936 Jan	2		
				3788 00						Sept	2		
				3288 00					3288 00	Dec			
1901 Jany	1	Balance		1800 0	1901 Feb	26	Expenses	123	1208 35				
Feb	26	Sundries	123	1160 00	June	3	Sundries	127	214 00				
June	3	L. M. D. Co	127	65 00					1422 35	1937 Jan			
Nov	26	Expenses	130	17 35						April	2		
				1422 35						June			
									1422 35	Oct	1		
1902 May	9	L. M. D. Co	136	2280 00	1902 May	9	Bills Rec.	136	1140 00	Nov			
Sept	27	"	138	128 41	June	3	L. M. D. Co	"	1140 00				
				2408 41	Sept	27	"	137	47 98	Dec	3		
		Forward p 77		2408 41			Ford		2327 98				
									2327 98				

Cash

1902 Sept	27	Forwarded		2408 41	1902 Sept	27	Forwarded		2327 98
Nov	21	L. M. I. Cr	139	15 00	Oct	21	L. M. I. Cr	138	56 50
				2423 41					
Dec	31	Expenses	140	11 07	Nov	21	"	139	50 00
									2434 48
				2434 48					2434 48
1915 Dec	31	C. T & S. D	273	1005 00	1916 Apl	27	Expenses	276	700 00
					Jun	2	"	278	305 00
				1005 00					1005 00

Reserves

1921 July	31	A. I & M Cr Stock	339	2000 00	1918 Dec	31	P & L For Loan Reserve	309	70550 00
1923 May	4	Lowellloor "	357	19800 00	1920 Dec	31	Sundries For G. I & M	333	41900 00
									112450
June	30	A. I & M Cr "	360	41900 00	1922 Dec	31	P & L For Loan Reserve	353	12550 00
		Bal 61.300		63700					125000
1927 Dec	31	P & L L W Pfd	47	16200 00	~~1935 Sept~~	~~11~~	~~Am Utl & Gen B Stock~~	~~152~~	~~2178 00~~
		Bal 45.100		79900					
1935 Sept	11	Am Utl & Gen B	152	2178 00	1940 Apl	19	Imber	195	12.102 21
		42922							137102 21
1936 Oct	17	Carrol Realties	161	10.000 00					
		Bal 45.023.91		92.078 00					
1940 Apl	30	" "	195	2500 00					
		42.524.21		94578					

GIFTS

1935 Oct	17	2nd Nat Bk	154	9000 00	1935 Dec	31	P & L	157	13.800 00
Dec	28	Phillips Rec	156	1800 00					
"	18	2nd Nat	"	3000 00					
				13800 00					
				13800 00					13.800 00
1936 Jan	2	2nd Nat	158	12000 00	1936 Dec	31	P & L	164	19.000 00
Sept	24	" "	161	6000 00					
Dec	1	" "	164	1000 00					
				19000 00					19000 00
1937 Jan	4	2nd Nat	165	200 00	1937 Dec	31	P & L	176	16014 74
Apl	21	" "	168	8.000 00					
June	14	" "	169	800 00					
Oct	30	" "	172	4000 00					
Nov	10	" "	173	2400 00					
				15400 00					
Dec	30	Sundry		614 74					
				16.014 74					
				16.014 74					

9310

Administered - Paid up Life Insurance

1	1920	Dec	31	Sundries	333	2000000		1918 Dec 31	Life Insur Premiums 9.170. Sundries 11.750. Pr & L	309	2087000		
	1921	Nov	23	"	341	5947 50 / 7947 50			"	"	197375		
	1922	Nov	21	"	350	4000000 / 11947 50		1919 Mar 6	"	311	2000000 / 24.843 75		
								1921 Nov 23	"	341	397375 / 26817 50		
				Bal 20.970				1922 Nov 21	"	350	4000000 / 32917 50		

1887 Oct 1

1891 June 30

Sept 28

93 Aug 21

Oct 31

"

94 Jany 1

95 July 31

96 April 30

"

"

Dec 1

19

97 April 2

May 31

98 April 30

June 3

1900 Feb 28

1907 May 9

Irrevocable Trusts

1929 Nov	25	Sundry UST		78	105.183 00		1932 Dec 31	Pr & L Bal 112.553.93	123	312.760 00		
"	"	"	"	79	86.565 00 / 191.748		1934 Dec 31	Sundries	145	112.553 93		
1930 Feb	13	Cash	"	84	155000							
June		"	"	91	100 00 / 193 348							
Jan	4	Sundry	"	83	118462 00 / 311860							
July	1	"	"	92	900 00 / 312760							
1934 Nov	1	2nd Inst	"	141	500 00							
Nov	19	Sundry		142	50.203 82							
	"	"		143	55.767 08 / 416.230 90							
Sept	20	"		144	6083 03 / 425.313 93						425.313 93	
1935 Dec	22	Sundry UST		154	10.692 96		1935 Dec 31	Pr & L	157	10.692 96		

Bills Receivable

1887 Oct	1	Self	1	100	00	1887 Oct	1	By John Means	1	100	00
						1890 April	7	By Bank (Seaton note)	20	0000	00
1891 June	30	Bank Butler note, Mann & Harris friend	34	400	00	92 June	30	Cash	45	100	00
Sept	28	Jno. Hager	37	1166	66	Aug	9	Bank	"	383	33
				1566	66					483	33
93 Aug	21	Bank 400.00	54	6000	00	Sept	30	"	46	200	00
				7566	66					683	33
Oct	31	"	55	1494	80	93 July	1	"	53	100	00
	"	Interest	"	5	20	Aug	8	"	54	383	33
				9066	66	Sept	2	Legal Tenders	55	6000	00
										7166	66
						Dec	30	Bank	56	1500	00
										8666	66
								Balance down		400	00
				9066	66					9066	66
94 Jany	1	Balance down		400	00	94 Jany	31	Bank	57	100	00
95 July	31	Inheritances & Adv.	70	5.000	00	July	7	"	60	100	00
96 April	3	Bills Receivable	78	5.000	00	95 June	29	"	69	100	00
"	30	Bank } City order.	79	92	00	96 April	3	Bills Receivable	78	5.000	00
	"	Interest }	"	8	00	Sept	30	Taxes	82	100	00
										5400	00
Dec	1	Interest	84	3	16	97 Mar	31	Bank	87	500	00
	19	Bank	"	500	00	April	2	Bills Receivable	"	5000	00
				11003	16					10900	00
97 April	2	Bills Receivable	87	5000	00	98 April	30	" "	95	5000	00
May	31	Bank	88	1000	00	June	3	" "	96	1000	00
				17003	16					16900	
98 April	30	Bills Receivable	95	5000	00	Oct	13	Taxes	98	3	16
										16903	16
June	3	" "	96	1000	00	99 Sept	16	Bank	106	1000	00
				23003	16						
1900 Feb	28	Ash. Bank	112	258	00	Oct	31	Sundries	108	100	00
										18003	16
						1901 Dec	24	Bank	131	258	00
						1902 May	9	L. M. I. Cr	136	5000	00
				23261	16					23261	16
1902 May	9	L. M. Cash Bind	136	1140	00	1902 Aug	30	L. M. I. Cr	137	50	00
						Oct	21	"	138	150	00
							21	"	139	50	00
						Dec	31	"	140	100	00
						1903 Feb	16	"	142	50	00
						Apl	23	"	"	100	00
						May	30	"	143	50	00
						June	22	"	"	50	00
						July	31	"	144	50	00
						Aug	26	"	145	50	00
						Sept	19	"	"	50	00
										750	
		Forwarded	30	1140	00			Forwarded	30	750	00

Bills Receivable

1903	Sept	19	Brought forward	29	1140 00	1903	Sept	19	Brought forward	29	750 00
							Oct	17	L. M. I. Cr	146	50 00
							Nov	14	"	147	50 00
							Dec	20	"	"	50 00
								31	"	148	50 00
											950 00
						1904	Feb	23	"	149	50 00
							Mar	26	"	150	50 00
											1050 00
							Apl	16	"	151	50 00
							May	16	"	152	40 00
					1140 00						1140 00
1905	July	27	L. M. I. Cr	162	5000 00	July		15	L. M. I. Cr	178	5000 00
1910	Apl	2	Adv & Indentance Anderson	205	1379 00	1915	Feb	10	C T & L D	264	24 00
1914	Dec	31	Dividends	262	30 00			"	P & L	"	6 00
							Apl	23	M R Cr	266	1379 00
					1409 00						1409 00
1920	Jan	5	Lot 3 Blk 914	320	200 00	1920	Jun	17	Sundries	325	100 00
							Dec	23	A. N. B.	331	100 00
					200 00						200 00
1922	Sept	11	A. N. B	349	365 70	1922	Dec	22	A. N. B	351	365 70
1927	Apl	1	2nd Natl	39	7500 00	1927	Jan	2	Sundries	40	4500 00
1928	Apl	25	" "	50	3000 00		July	18	2d Natl	42	180 00
					10500						
1928	Nov	28	" "	60	2000 00	1928	Jan	10	"	48	180 00
"	Dec	25	Bills Rec	"	900 00		May	26	"	50	500 00
					13400 00						
	"	24	2nd Natl	"	10000 00		Jun	28	"	51	1500 00
					23400						6860
1930	Jan	3	Atiz. Rel. Pfd	85	10,000 00		July	30	"	54	2640 00
											9500
	May	9	2d Natl	89	12000 00		Dec	22	"	60	100 00
	June	9	Sundr	90	300 00			25	Bills Rec	"	900 00
					45,700						10500
						1929		26	" "	"	2000 00
											12500
							Apl	22	2d Nat	66	700 00
											13200
							July	22	A N B	71	700 00
Note Jan 1st 1931			Due John R. Means	10000.00			Dec	19	Savings	82	600 00
			N R Davis	12000.00							14500
			Consold Realty	6000.00		1930	Mar	24	A N B	85	700 00
			John R Means Co	900.00							15200
			Shingle Teal	125.00			July	1	Exp	92	40 00
				29,025.00							
Jan 7th 1931			N R D	820.85			Aug	18	A N B	"	700 00
				29845.85			Sept	8	Exp	"	40 00
							Oct	6	"	94	25 00
							Nov	10	Exp	96	40 00
								4			30 00
							Dec	30	A N B	99	600 00
									Bal 29025.00		16695
					45,700 00				Balance to p 201		29025 00
											45700 00

Profit and Loss

1888						1887					
Dec	31	To Sundries	11	757	76	Oct	1	By Fire Brick Stock	1	50	00
"	"	" Knights Pythias	11	10	00	"	16	" Cash from John Means	2	55	00
											67
											00
											00
											00
											00
											00
											00
											50
											00
											00
											00
											50
											00
											00
											00
											00
											00
											00
											00
											67
											00
											50
											00
											50
											50
											00
		[illegible]		[illegible]	02	Sept	2	" Bank	20	50	00
						Sept	10	" Ice Stock	25	50	00
						Dec	31	" Sundries	30	3221	00
				3323	00					3323	00
1891						1891					
Mar	27	To Ky I. C & M Stock	32	5	00	Dec	31	By Cash	40	7	50
Sept	28	" "	37	1114	02		"	" Sundries	"	3948	50
Dec	31	" Sundries	40	649	51					3956	00
				1768	53						
92 Jan	14	" N. I. W. Stock	41	900	00						
				2668	53						
		Balance Forward	32	1287	47						
				3956	00					3956	00

E. C. MEANS
ASHLAND, KENTUCKY

May 10th 1930

To whom it may Concern:

As part of the consideration for Nora R. Davis executing a note, in my favor, secured by a mortgage on her home place situated at the Southwesterly corner of Lexington Ave and 21st [illegible] and mortgage dated

Profit and Loss -

1888						1887					
Dec	31	To Sundries	11		757 76	Oct	1	By Fire Brick Stock	1		50 00
"	"	" Knights Pythias	11		10 00	"	16	" Cash from John Moon	21		55 00
"	"	" Self	11		318 91	Nov	1	" Low Moor Iron Co	2		26 67
						Dec	1	" " " "	3		40 00
						"	22	" " " "	4		40 00
						"	25	" Cash. Christmas	4		29 00
						1888					
						Jan	4	" " H.E.Nl	4		15 00
						Feb	18	" "	5		18 00
						March	1	" L.M. I. Co -	5		40 00
						"	24	" Cash	5		18 50
						April	2	" Low Moor Iron Co	6		40 00
						May	1	" " " "	6		40 00
						June	2	" " " "	6		40 00
						"	29	" Cash	7		57 50
						"	30	" Low Moor I. Co	7		40 00
						July	31	" " " "	8		40 00
						Aug	31	" " " "	8		40 00
						Sept	30	" " " "	9		70 00
						Oct	1	" Cash	9		100 00
						"	31	" Low Moor Iron Co	9		70 00
						Nov	30	" " " "	10		70 00
						Dec	29	" Cash	10		77 00
						"	31	" Low Moor Iron Co	11		70 00
					1086 67						1086 67
1889						1889					
Dec	31	To Sundries	18		619 86	Aug	31	By Cash	15		300 00
"	"	" Self	18		656 64	Dec	"	" Salary	18		822 50
						"	"	" Dividends	18		424 00
					1276 50						1276 50
1890						1890					
Dec	31	To Sundries	30		555 98	Feb	25	By Cash	19		200
		" Self			2767 02	April	2	" Bank	20		5000
						Sept	10	" Dee Stock	25		5000
						Dec	31	" Sundries	30		322 100
					3323 00						3323 00
1891						1891					
Mar	27	To Ky I. Coll Stock	32		500	Dec	31	By Cash	40		750
Sept	28	" "	37		1114 02			" " Sundries	"		3948 50
Dec	31	" Sundries	40		649 51						3956 00
92 Jan	14	" N. I. W. Stock	41		900 00						
		Balance forward	32		1287 47						
					3956 00						3956 00

E. C. MEANS
ASHLAND, KENTUCKY

May 10th 1930

To whom it may Concern:

As part of the consideration for Nora R. Davis executing a note, in my favor, secured by a mortgage on her home place situated at the Southwesterly corner of Lexington Ave and 21st Street in Ashland Ky, both note and mortgage dated May 9th 1930, paid note being in the sum of twelve thousand ~~no~~ ($12000.00) dollars and payable on or before May 9th 1936, with interest, it was agreed by me with the approval of my wife, Ruby R. Means, that when the principal amount of the note is reduced to Six thousand ~~no~~ ($6000.00) dollars by payments thereon, that the lien on said property covered by the mortgage shall, upon request, be released, the same as if the note had been paid in full — It being the intention of both myself and my wife that six thousand ~~no~~ ($6000.00) dollars, one half of said loan, is to be considered as the only liability of said Nora R. Davis, sister of my wife, upon said note.

Said note, as further security for the payment thereof, was endorsed by L. N. Davis, husband of said Nora R. Davis and it is to be clearly understood that he is not to be released from any liability for the payment of the principal sum of twelve thousand ~~no~~ ($12000.00) dollars or any part thereof —

Nora R. Davis paid the twelve thousand ~~no~~ ($12000.00) borrowed from me, to the Second National Bank of Ashland, Ky, on May 10th 1930 for the benefit of said

over

Loose Item

Profit & Loss

1897							1892				
April	22	K. I. M & Co Stock	43	100000			Jan	14	Balance forward	31	128747
Aug	31	Accident Ins	46	1250	00		April	20	Bank	43	6000 00
Dec	31	Sundries	48	191449			Oct	31	Cash	47	500 00
	"	Self	"	56798			Dec	31	"	48	200
		Balance down		207000							184947
				467747				"	Sundries	"	282800
											467747
1893							1893				
Jany	27	Bank	49	100000			Jan	3	Balance down		207000
Dec	30	Sundries	57	199003				27	Bank Est T.W.M.	49	5600
	"	Self	"	95682	4			"	" Est T.W.M.	"	870320
		Balance down		275000			Mar	7	"	51	2000
							July	24	" Est T.W.M.	53	28422
							Aug	31	Law Moon Stock	54	28888
							Dec	30	Sundries	56	298597
				1440827							1440827
94 Mar	31	Bank	58	221			1894				
Dec	31	Sundries	65	309829			Jany	1	Balance down		275000
		Balance down		275000			Dec	31	Sundries	65	310050
				585050							585050
95 Sept	18	Adv & Inheritances	72	21000			95 Jany	1	Balance down		2750 00
Nov	30	" "	74	100000			July	31	A.C.& I Ry Stock	71	1800 00
Dec	31	Sundries	75	275649			Aug	1	Adv & Inh.	"	3850 00
"	"	Self	"	342505			Oct	24	Bank Est T.W.M.	73	71054
		Balance down		507000			Dec	31	Sundries	75	335100
				1246154							1246154
96 Sept 9	9	Norton Stock	82	600000			96 Jany	1	Balance down		507000
Dec	31	Sundries	85	364434			Oct	31	Bank Est T.W.M.	83	162232
	"	Capital Stock	"	29077			Dec	11	N.I.N. Stock	84	1400 00
		Balance down		597000				31	Sundries	85	502679
				1311911							1311911
97 Dec	31	Sundries	92	397579			97 Jan	1	Balance down		597000
	"	Capital Stock	"	20764			Dec	31	Sundries	92	641343
		Balance down		635000							
				1238343							1238343
98 June	30	Argand Rfg Co Stock	96	95500			98 Jan	1	Balance Down		635000
Oct	31	Fire Insurance	99	2700			Sept	30	C.I.& S.D.Co. Stock	98	750
Dec	31	Sundries	101	328113			Dec	31	Sundries	101	469883
		Capital Stock	"	46320							
		Balance down p 33		633000							
				1105633							1105633

Profit & Loss

1899							1899						
Sept	16	Clinton Fire Brick	106	300	00		Jany	1	Balance down p	32	6330	00	
Oct	31	Ashland Fire Brick	108	675	00			31	Norton I. W. Stock	102	300	00	
Dec	26	A & C Stky Bonds	109	1000	00		Feb	28	" " "	"	500	00	
Dec	30	P & L	110	4019	18		May	8	" " "	104	150	00	
		Capital Stock	"	3578	99		Sept	16	Clinton F.B.W. "	106	1500	00	
		Balance down		8690	00			30	Ash. E. L. & P. Co. "	107	2020	00	
							Oct	11	" " " Bond "		25	00	
								31	" " "	"	145	86	
							Nov	7	Norton Stock	108	143	75	
							Dec	20	"	109	200	00	
								30	Sundries	110	6948	56	
				18263	17						18263	17	
1900 Jan	5	Bank	111	1200	00		1900 Jan	1	Balance down		8690	00	
July	31	"	117	225	00			5	Norton Stock	111	500	00	
Dec	31	A & C Stky Bonds	121	1000	00		May	31	Bank Est I. W. M.	115	3418	40	
"	"	Sundries	122	5259	07		Aug	28	P.M. L. I. Co	118	33	76	
"	"	Capital Stock	"	13835	25		Sept	30	Norfolk & Met Stock	119	1187	50	
		Balance down		4659	44		Dec	31	Sundries	122	12349	10	
				26178	76						26178	76	
1901 July	30	Ky. I. C. & Mfg Co Stock	128	600	00		1901 Jan	1	Balance down		4659	44	
Dec	23	A & C Stky Bonds	131	1500	00			11	Ash. Natl Bank		1318	80	
	31	Sundries	133	12588	14		May	6	C & O Stock	125	5337	50	
	"	Capital Stock	"	5000	00		Oct	26	C. J. & S. D. Co	129	2500	00	
		Balance down		11867	11		Nov	26	Ass. Loco. Stock	130	7437	75	
							Dec	31	Sundries	133	16995	76	
				31555	25						31555	25	
1902 June	3	C. J. & S. D. Co	136	250	00		1902 Jan	1	Balance down		11867	11	
Nov	21	C & O Stock	139	5362	50		July	3	A. N. B	137	75	00	
Dec	31	Sundries	140	3000	00		Nov	21	C & O Stock	139	5487	50	
	"	"	141	13094	47		Dec	31	Sundries	141	26200	40	
	"	Capital Stock	"	5000	00								
		Balance down		16923	04								
				43630	01						43630	01	
1903 June	12	M & W	143	150	00		1903 Jan	1	Balance down		16923	04	
Dec	26	L. M. I. Bonds	147	3000	00		May	15	M & W	142	1087	50	
	31	Sundries	148	12033	58			30	C & O Stock	"	6087	50	
		Capital Stock	"	5000	00		Aug	6	" "	145	6987	50	
		Balance to P 34		44235	29		1903 Dec	31	Sundries	148	33333	33	
				64418	87						64418	87	

Profit & Loss

1904						1904					
	Jan	28	Lawrence Tel. Stock	149	13542		Jany	1	Balance fp	33	4423529
	Mar	26	Moffat & White	150	90000		May	18	C&O Stock	152	7087 50 (513279)
	Apl	6	Advt Subs	"	10000		Dec	31	Sundries	157	248966 5 (762794)
	June	15	C&O Stock	152	688750						
	Sept	9	"	154	606250						
		16	M & W	"	172500						
	Dec	26	Sundries	156	2450000 (18260422)						
		31	"	157	1252114						
			Capl. Stock	"	5000000 (35781556)						
			Balance down		4043788						
					762794 4						762794 4
1905	Mar	14	C&O Stock	158	451250	1905	Jan	1	Balance		4043788
	May	30	Mutual Life Ins Co	160	50000		June	21	Rocky Mt Bell Tel Co	160	2925 (4046713)
	June	23	C&O Stock	"	497500		Dec	30	Sundries	165	2494834 (6541547)
	Oct	19	M & W.	163	208500						
	Dec	21	"	164	212812 (14200672)						
		30	Sundries	165	1161592						
		"	Capl. Stock	"	5000000 (30816554)						
			Balance down		3459893						
					6541547						6541547
06	Mar	30	M & W. Pfd	167	48950	1906	Jan	1	Balance		3459893
	Dec	31	M & W	172	2747 50 (32370 00)		Mar	24	A. M. B.	167	3875
	"	"	Sundries	173	638433			30	M & W Com	"	56875
	"	"	Capital Stock	"	5000000 (14621333)		Dec	31	" "	173	41875 (2562518)
			Balance down		4755469			"	Sundries	"	2658084 (6220602)
					6220602						6220602
07	Apil	15	Ill Bds	176	45000	1907	Jan	1	Balance		4755469
	Dec	14	M & W	182	1815 63 (22656363)		Mar	23	L. M. I. Co Stock	175	60000
		31	Sundries	183	756002		Apl	30	M & W C&O Stock	176	578750
	"		Capital Stock	"	5000000 (14825665)		May	17	" "	177	598750
			Balance down		7287601		Aug	21	" Chi Subway Stock	179	811250
							Dec	14	A M S	182	1982 97 (6985516)
								31	Sundries	183	1784650 (8770166)
					8770166						8770166
1908	Oct	23	Sundries	190	19.88750	1908	Jan	1	Balance		7287601
	Dec	25	N. Y. & N. J. Stock	192	1.000000		May	16	L. M. I. Co Stock	186	210000
		31	Capital Stock	"	5.000000		Dec	31	Sundries	192	1841175 (9338776)
		"	Sundries	"	8.94550						
			Balance down		5855476						
					9338776						9338776

Profit & Loss

09 Oct	21	Bell Tel Stock	200	5752	00	1909 Jan	1	Balance		58554	76
	30	M.&W. Mr P Co Stock	201	3600	00		18	M & W.	193	1885	50
				9352							
Dec	31	Sundries	202	16899	57	Feb	27	C&O Stock	194	2269	00
				26251	57						
		Balance		59620	55	Apl	23	C.T & S D	196	500	00
						Oct	25	Am T & T M&W	200	3938	68
										67147	94
						Dec	31	Sundries	202	18724	18
										85872	12
				85872	12					85872	12
1910 Jan	15	P. G & C Co Stock	203	60	00	1910 Jan	1	Balance		59620	55
Mar	22	Equitable Life	212	314	20	Mar	15	L. M. Stock	204	1999	20
				374	20						
Dec	31	Sundries	214	16104	62		19	L.M.1Co M.B&T Co Stock	205	1000	00
				16478	82						
		Balance		68,215	86		"	Advancements & Interest	"	1943	85
										64563	60
						Dec	31	Sundries	214	20131	08
										84694	68
				84694	68					84694	68
1911 Sept	22	R. M. B. T Co Stock	221	1000	00	1911 Jan	1	Balance		68.215	86
Dec	30	Sundries	225	18587	65	Feb	1	H. W. R. Co Pfd Stock	215	138	75
				19587	65					68354	61
		Balance		67545	71	Dec	30	Sundries	225	18778	75
										87133	36
				87133	36					87133	36
1912 Dec	2	Inheritances	236	5340	94	1912 Jan	1	Balance		67.545	71
	7	"	"	1300	00	Apl	22	Stand Subsidaries Stock	228	2	00
	14	"	237	1550	00	May	15	" "	229	2	00
	"	M&R 3 Co Stock	"	500	00					67549	71
	16	W. W & Co	"	34	58	Dec	31	Sundries	239	18956	60
				8725	52			Bal 66.199.99		86506	31
	31	Sundries	239	10580	80						
				19306	32						
		Balance		67.199	99						
				86506	31					86506	31
1913 May	15	Inheritance	244	514	66	1913 Jan	1	Balance		67.199	99
June	18	W. W & Co	245	663	00	May	15	Stand. Subsid. Stocks	243	2	00
Aug	1	"	248	2356	25	Jan	20	" " "	245	2	00
				3533	91						
Dec	31	Sundries	253	9630	03	"	"	" " "	246	2	00
				13163	94						
		Balance to page 36		73705	65	July	2	" " "	"	2	00
							"	" " "	247	2	00
						Aug	1	W. W & Co	248	1040	20
							15	Standard Sub Stock	249	2	00
						Dec	4	" " "	251	2	00
										68254	19
							31	Sundries	253	18615	40
										86869	59
				86869	59					86869	59

Profit & Loss

1914	June	15	Am. Ex. Natl Bk	257	224	25	1914	Jan	1	Forwarded p 35		73.705 65
		22	W. W & Co	258	1405	63			16	W. W & Co	254	0 00
	Dec	31	Sundries	262	9851	15		Feb	21	Standard Subsidiaries	"	2 00
			Balance		82264	13		May	25	4th Natl Bk	257	1199 75
								Dec	31	Sundries	262	18837 76
					93745	16						93745 16
1915	Feb	10	Bills Receivable	264	6	00	1915	Jan	1	Balance		82264 13
	Dec	1	W.S.G. & E	272	866	60			12	Standard Subsidiaries	263	2 00
		31	Sundries	274	7956	67		Mar	26	"	265	2 00
			Balance		89736	10		Dec	1	Sunds	272	1185 36
									31	"	274	15111 84
					98565	37						98565 37
1916	Nov	2	Sundries	282	7450	00	1916	Jan	1	Balance		89.736 10
	Dec	30	"	285	11020	82		Apl	24	Stand. Subsid.	276	2 00
			Balance		100.000	00			26	Sun Life Ins Co	"	194 50
								July	10	Stand Subsid	279	35 00
								Nov	2	Sundries	282	7473 00
								Dec	2	N & W Stock	283	4035 50
									30	Sundries	285	16994 72
					118.470	82						118470 82
1917	Dec	31	Sundries	298	34999	51	1917	Jan	1	Balance		100.000 00
		"	Cap. Stock	"	35000	00		Mar	30	C.T. & S D	287	537 48
			Balance		83754	22		Apl	27	Sunds	288	9~~81 37~~ 78 00
								Aug	31	So Poe Stock	293	823 00
								Dec	31	Sundries	298	51.415 25
					153753	73						153753 73
1918	Dec		Sundries	309	106530	19	1918	Jan	1	Balance		83754 22
			Balance		14106	17		Apl	5	A H B	301	1026 00
								July	11	W W & Co	304	30
								Dec	31	Sundries	308	35855 84
					120636	36						120636 36
1919	Mar	6	Administered	311	2000	00	1919	Jan	1	Balance		14106 17
	Dec	31	Lacka Stock	319	1481	50		Oct	31	Sundries	317	6213 65
		"	Sundries	"	13693	57		Dec	31	"	319	25175 14
			Balance to page 71		28319	89						45494 96
					45494	96						45494 96

See page 71

Interest.

1888						1887					
May	10	To Cash	6		1 40	Oct	1	By John Means	1		1 40
1889						1889					
Nov	30	To Cash	17		8 95	Dec	31	By Profit & Loss	18		8 95
1890						1890					
Oct	7	To Bank	26		3000	Dec	31	By Profit & Loss	30		3000
91 Feb	12	To Bank	31		300	1891 Dec	31	By Profit & Loss	40		684
Sept	28	" Jno T. Hager	37		3 84						
					6 84						6 84
90 Jan	4	P & L	48		64 00	92 June	30	Cash	45		28 00
						Aug	9	Bank	"		23 00
						Sept	30	"	46		13 00
					64 00						64 00
93 Jany	27	Bank	49		4068	93 Jan	30	Bank	49		1000
Feby	16	"	50		3000	July	1	"	53		228 50
Dec	30	P & L	56		22997	Aug	8	"	54		41 20
						Oct	31	Bills Rec	55		520
						Dec	30	Bank	56		15 75
					300 65						300 65
94 Dec	31	P & L	65		254 00	94 Jan	31	Bank	57		120 00
						July	16	"	60		14 00
							31	"	"		120 00
					254 00						254 00
95 July	31	Bills Payable	70		1750	95 Jany	19	Bank	66		120 00
Dec	31	P & L	75		22950	June	29	Cash	69		700
						July	31	Bank	"		120 00
					24700						24700
96 Feby	24	Electric Bonds	77		720	96 Jan	31	Bank	76		220 00
Dec	31	P & L	85		82896	April	8	"	78		300 00
							30	Bills Receivable	79		8 00
						July	2	Bank	81		205 00
						Oct	31	"	83		100 00
						Nov	30	Bills Receivable	84		316
					836 16						836 16
						97 Jan	30	Bank	86		205 00
						Mar	31	"	87		855
						April	30	"	88		400 00
						July	31	"	89		205 00
								Forward to 38			818 55

Interest

	97	Dec	31	Pr L		92	928 55	1897 July	31	Forwarded	p 37	818 55	1901
								Oct	5	Taxes.	90	10 00	
									30	Bank	"	100 00	
							928 55					928 55	
	98	Dec	31	Pr L		101	1021 25	98 Jan	31	Bank	93	205 00	
								April	30	"	94	400 00	
								June	30	"	96	6000	
								July	30	"	97	10000	
									"	"	"	10500	
									"	"	"	375	
								Sept	30	"	98	10000	
								Oct	31	"	99	4500	
								Nov	30	"	100	250	
							1021 25					1021 25	
	99	~~Sept~~	15	P & L.		106	27 34	99 Jany	31	Bank	101	175 00	
		Dec	30	"		110	1174 66	April	29	"	103	400 00	
								May	31	"	104	3000	
								June	30	"	105	6000	1902
								July	14	"	"	22500	
								Sept	16	"	106	1750	
								Sept	30	"	107	10000	
								Oct	11	"	"	3750	
									31	"	"	3000	
									"	"	108	2500	
												1100 00	
								Dec	30	"	110	102 00	
							1202 00					1202 00	
	1900	Aug	4	Bank		118	1500	1900 Jan	5	Bank	111	120 00	
		Sept	30	R. R. M.		119	29 20	Apl	7	"	113	400 00	
		Dec	31	P & L		122	1183 56		30	C. T. & S. D. Co	114	71 87	
								July	2	"	116	3541	
									31	Bank	117	205 00	
								Oct	31	"	119	160 00	1903
								Dec	31	"	120	145 00	
									"	C. T. & S. D. Co	121	90 48	
							1227 76					1227 76	

Interest-

1901 Aug	31	R.R.M.	129	25	60
Dec	31	L. M. I. Cr	132	70	00
				95	60
"		P & L	133	1212	68
				1308	28
1902 Dec	31	P & L	141	2012	40
				2012	40
1903 July	10	R. R. M.	144	30	50
		Balance to p40		821	78
				852	28

1901 Jan	11	Ash. Natl Bank	122	90	00
April	6	L. M. I. Cr	124	100	00
		A. C. & J	"	341	27
May	4	A. N. B	125	60	00
	6	Moffat & White	"	6	38
June	1	A. N. B.	126	45	00
July	30	L. M. I. Cr	128	100	00
Aug	31	C. T. & S. D Cr	129	144	21
		R. R. M. Void.	"		
Oct	26	L. M. I Cr	130	100	00
Nov	2	C. T & S. D. Cr	"	60	00
		Moffat & White	"	55	00
Dec	4	C. T. & S. D Cr	131	45	00
	24	Bank	"	26	75
	31	C. T. & S D Cr	132	34	67
				1208	28
"		L. M. I. Cr	"	100	00
				1308	28
				1308	28
1902 Jan	2	C. T. & S. D. Cr	133	60	00
May	9	"	135	450	00
		Moffat & White	"	18	97
		C. T & S D Cr	"	26	07
		L. M. I. Cr	136	400	00
July	3	A. N. B	137	52	50
		L. M. I. Cr	"	88	13
Aug	30	"	"	100	00
Oct	21	"	138	100	00
Nov	1	C. T. & S. D Cr	"	503	57
"		M & W	139	30	47
				1829	71
Dec	31	C. T & S D Cr	140	18	17
"		L. M. I. Cr	"	164	52
				2012	40
				2012	40
1903 Feb	16	L. M. I. Cr	142	100	00
May	15	M. & W	"	179	60
	30	L. M. I. Cr	143	100	00
		C. T. & S. D Cr	"	180	00
July	31	"	"	6	10
"		L. M. I Cr	144	177	88
Nov	2	M & W	146	108	70
				852	28
				852	28

Interest.

1903	Dec 31	P & L	148	1237 33	1903 Nov	2	Forwarded Balance	39	821 78
						12	C. J. & S.D Cr	146	180 00
					Dec	31	L. M. I. Cr	148	235 55
				1237 33					1237 33
1904	Dec 31	P & L	157	909 65	1904 Apl	6	Ash. Bank	150	3000
							C. J. & S.D Cr	151	1023
					May	5	"	152	9000
							M & W	"	6083
						16	L. M. I. Cr	"	13680
					July	2	C. J & S. D Cr	153	1000
						18	L. M. I. Cr	"	20600
					Nov	16	"	155	1000
							C. J. & S D Cr	"	9000
							"	156	1748
					Dec	26	M & W	"	6611
						31	L. M. I. Cr	157	18220
				909 65					909 65
1905	Dec 30	P & L	165	743 84	1905 Jan	3	C. J. & S. D Cr.	158	1000
					May	1	" "	159	5124
							M & W	"	9284
					May	20	L M I Cr	160	1000
					July	5	C. J. & S D Cr	161	1000
						26	"	"	898
						"	L. M. I. Cr	"	17171
					Oct	2	C. J. & S. D.	162	1000
					Nov	6	"	163	1651
							M & W	"	17697
					Dec	16	A N B	164	1000
						27	C. J. & S. D.	"	509
						30	L M I Cr	165	17050
				743 84					743 84
1906	Dec 31	P & L	173	615 84	1906 Mar	24	C. J. & S. D.	167	1226
					Apl	30	A. N. B.	"	1000
						24	C. J. & S. D	168	235
					May	4	M & W	"	8478
					July	19	L. M. I. Cr	169	18024
					Nov	1	C. J. & S. D.	171	2111
						1	M & W	"	7596
					Dec	31	L. M. I. Cr	172	22914
				615 84					615 84

Interest

1907 Mar	28	Bills Payable	175	106 67	1907 May	3	C. T. & S. D. Co	176	8 01		
July	6	" "	178	63 75		"	M & W	"	42 93		
	25	Nat. N. Bk	"	106 67	July	5	L. M. I Co	178	185 90		
Oct	7	C. T. & S. D. Co	180	50 00	Aug	19	"	179	12 50		
Nov	28	Nat N Bk	181	93 40	Nov	2	C. T. & S. D. Co	180	17 10		
				420 49			Muff & White	181	11 03		
									277 47		
						31	L. M. I. Co	182	14 71		
									292 18		
							P & L	183	128 31		
				420 49					420 49		
1908 Jan	4	Dividends	183	60 00	08 Apl	2	C. T. & S. D. Co	185	21 57		
Mar	28	A. N. B	184	80 00	May	16	M & W	186	3 34		
May	6	C. T. & S. D. Co	185	40 00	July	20	L. M. I Co	187	9 53		
July	28	A. N. B	187	67 00	Oct	5	C. T. & S. D. Co	189	22 66		
Oct	17	Bills Pay	190	110 00		23	M & W	190	2 08		
Nov	28	A N. B	191	54 00	Dec	21	C. T. & S. D. Co	191	7 20		
				411 00					663 8		
						31	P & L	193	344 62		
				411 00					411 00		
1909 Dec	31	P & L	202	129 68	09 Apl	23	C. T. & S. D. Co.	196	6 95		
						30	M & W	"	27 37		
					July	6	L. M. I Co	197	21 78		
					Aug	4	C. T. & S. D. Co	198	9 61		
					Oct	25	"	200	15 53		
					Nov	1	M & W	201	21 69		
									102 93		
					Dec	31	L. M. I Co	202	26 75		
									129 68		
				129 68					129 68		
1910 Feb	22	M & W	204	292	10 Apl	28	C. T. & S. D. Co	207	50 37		
~~Apl~~	~~28~~	~~C. T. & S. D. Co~~	~~204~~	~~50 37~~	May	2	M & W	"	21 50		
Dec	31	Interest P & L	214	199 41	July	16	L. M. I. Co	209	38 80		
					Oct	21	C. T. & S. D. Co	211	20 04		
					Nov	1	W. W. & Co	"	18 21		
									148 92		
					Dec	27	C. T. & S. D. Co	213	18 27		
									167 19		
						31	L. M. I Co	"	25 28		
						"	W. W. & Co	"	9 86		
									202 33		
				202 33					202 33		
1911 Dec	30	P & L	225	162 91	11 Apl	21	C. T. & S. D. Co	216	21 21		
					July	1	W. W. & Co	218	9 85		
						20	L. M. I Co	219	82 04		
					Sept	22	R. E. T. Co	221	35 85		
					Dec	22	C. T. & S. D.	224	46 98		
						30	W. W. & Co	225	16 98		
				162 91					162 91		

Interest

1912	Dec	31	P & L	239	162 70	1912 Jan	15	C, T. & S. D Co	226	711
						Apl	25	"	229	2988
						July	1	W W & Co	231	701
						Oct	12	R. E. T Co	234	1320
							0	C, T & S D	"	8437
						Dec	16	W. W & Co	237	229 143 86
							31	"	239	1199 155 85
						Nov	2	"	235	685 162 70
					162 70					162 70
1913	Dec	31	P & L	253	537 08	1913 Feb	28	C, T. & S. D Co	240	10000
							"	W. W & Co	241	540 105 40
						Mar	31	C, T & S D	242	7887
							"	W. W & Co	"	211
						May	27	C, T & S D U.S	244	10000
						Jan	18	W. W & Co	245	1593
						July	2	C, T & S. D	247	4181
						Aug	1	W. W & Co	248	1636
							"	R. E. T Co U.S	"	10000
						Dec	4	"	251	1650
							20	W. W & Co	252	539
							31	L. M. I Co	"	98
			Per Income Tax 363.08					Sundries	253	5373 537 08
					537 08					537 08
1914	Dec	31	P & L	262	164 84	1914 Feb	2	W. W. P. Co	254	1600
						Apl	30	C, T & S D Co	256	1864
						June	15	W. W & Co	257	171
						July	1	"	258	321
							13	L. M. I. Co	"	4452
						Nov	2	W. W & Co	260	362
						Dec	19	R. E. T Co	261	3019
							29	C, T & S D Co	262	7173
							31	W. W & Co	"	181 151 43
								L. M. I Co	"	1341 164 84
					164 84					164 84
1915	Dec	31	P & L	274	721 76	1915 Apl	2	W. W & Co	265	269
							23	M R Co	266	46641
						July	3	W. W & Co	268	273
						Nov	3	"	270	385
							5	R. E. T Co	"	3470
						Dec	1	W. W & Co	271	10
							31	C. T & S D	273	20820
							"	W. W & Co	274	308
					721 76					721 76

Bills Payable

1888							1887							
May	10	To Cash		6	48	60	Oct	1	By Fire Brick Stock		1	48	60	
1889 March	21	" Bash		12	230	00	1888 Dec	29	" John Means		11	423	00	
July	31	" "		15	152	00								
Nov	30	" "		17	41	00								
					471	60						471	60	
1890							1890							
July	26	To Bank		24	250	00	April	7	By Bank (Seaton)		20	1500	00	
Aug	13	" "		"	125	00								
Sept	10	" "		25	1000	00								
Oct	7	" "		26	125	00								
					1500	00						1500	00	
91 Feb	12	To Bank		31	300	00	Oct	25	By Life Insurance		27	184	00	
	26	" "		"	184	00	Dec	13	" Clinton F. B.M. Stock		29	300	00	
					484	00						484	00	
95 July	31	Bills Payable		70	175	00	94 July	7	Bank R. B. Means		59	175	00	
96 Feb	24	Electric Bonds		77	300	00	95 "	31	Sundries "		70	300	00	
99 Dec	22	Ash. Bank		109	2000	00	99 Sept	15	Sundries A. Bank		106	2000	00	
1901 Mar	30	F.C. Fischer Trustee		123	60.000	00	1900 May	19	F.C. Fischer Trustee		115	60.000	00	
1905 Dec	27	L.M.I. Co Stock		165	150.000	00	1901 Mar	30	L.M.I. Co. Stock		124	150.000	00	
1907 Oct	7	C.T.+S.W Co.		180	1.000	00	1907 Mar	28	Sundries		175	8000	00	
Nov	28	Ash Nr Bk		181	1000	00	July	6	"		178	5000	00	
08 Jan	4	"		183	1000	00	Oct	17	"		190	5500	00	
Mar	28	"		184	1000	00	1909 [illegible]		"		[illegible]	[illegible]		
May	6	"		185	1000	00								
July	28	"		187	1000	00								
Sept	2	L.M.I. Co		189	2000	00								
Nov	28	Ash. Nr. Bk		191	1000	00								
09 Feb	27	L.M.I Co		194	3000	00								
Mar	28	A NB		195	4000	00								
	18	L.M.I Co		"	2500	00								
					18500	00						18500	00	
1917 Mar	29	Sundries		287	10.000	00	1916 Dec	18	Sundries		283	10000	00	
Aug	31	"		292	20.000	00	1917 Jan	13	"		285	10000	00	
		Balance fp 51			34000	00	May	10	"		289	10.000	00	
							1917 Sept	24	"		293	10.000	00	
							Oct	9	"		294	10.000	00	
								10	House Realty		"	6.000	00	
							Oct	24				6.000	00	
							Nov	26	Sundries		295	2000	00	
	721	76			64000	00						64000	00	

Interest

1916	Dec	18	B.P.	283	166	66
					166	66
1917	Jan	13	B.P.	285	166	66
	May	10	"	289	166	66
	"	13	A.N.B.	"	166	66
	Sept	24	B.P.	293	166	66
	Oct	9	B.P.	294	166	66
					833	30
	Oct	24		295	123	00
	Nov	26		"	30	00
	Dec	28		297	8	00
					994	30
					994	30
1918	Jan	24	2nd Natl U.S. Bond	299	6	00
		31	A.N.B.	"	166	66
	Feb	9	"	"	133	33
		23	C.T. Co	300	120	00
	May	6	A.N.B.	301	30	00
		27	"	"	200	00
	June	6	"	302	160	00
		19	C.T. Co	"	122	00
		21	"	303	30	00
	Sept	9	A.N.B.	305	23	50
					991	49

Forward p 73

1916	Apl	28	C.T. & S.D. Co	276	25	69
			N.W. & Co	277	10	25
	May	3	"	"	1	41
	June	2	R.E.T. Co	278	16	77
	Dec	2	N.W. & Co	283	8	80
		18	R.E.T. Co	284	13	60
		30	C.T. & S.D.	"	64	83
					141	35
					7	57
					148	92
			P & L	285	17	74
					166	66
1917	Feb	2	N.W. & Co	286		12
	Mar	28	C.T. & S.D.	287	37	68
		"	N.W. & Co	"	3	37
		31	"	288		24
	May	31	" "	289	2	36
			" "	"	8	22
	July	2	" "	291	3	78
	Aug	2	R.E.T. Co	292	6	20
		25	C.T. Co	"	32	36
		31	N.W. & Co	"	4	41
		"	"	293	7	28
	Oct	1	"	294	2	92
	Nov	2	"	296	6	94
	Dec	1	"	"	1	84
		31	A.N.B. U.S.	298	17	91
		"	C.T. Co	"	18	30
					153	93
		"	P & L	"	840	37
					994	30
1918	May	31	A.N.B. U.S.	302	30	00
	June	21	" "	303	20	00
	July	27	C.T. Co	"	45	20
	Aug	1	N.W. & Co	304	8	55
	Sept	9	"	"	51	08
		"	A.N.B.	305	9	00
					163	83

Forward p 73

Ashland National Bank

1894						1894					
Sept	22	Balance p 10			1172 57	Mar	31	C. N. Means note			52 00
Oct	13	Citizens Bank	63		2000 00	Aug	"	"			72 00
	31	Sundries	"		1033 00	Oct	9	Sundries	62		1015 58
Nov	30	Dividends	64		56 00		13	"	63		421 41
Dec	29	Do	"		95 50		31	"	"		84 45
95 Jan	19	Sundries	66		1120 00	Nov	30	Cash	64		75 00
Feb	2	Dividends	"		26 00		"	Sundries	"		911 73
Mar	30	Sundries	67		552 00	Dec	3	Improvements	"		28 00
April	11	"	"		1500 00		29	Sundries	"		667 20
May	4	Dividends	68		26 00		31	"	65		315 60
	31	"	"		55 00	95 Jan	19	"	66		252 90
June	29	Sundries	69		633 50	Feb	2	"	"		464 16
		not in			52 00		28	"	"		452 67
		" "			65 60	Mar	30	"	67		493 13
		" "			67 80	May	4	"	68		1126 33
							31	"	"		1026 65
						June	29	"	69		248 15
								Balance			748 01
					8454 97						8454 97
95 June	29	To Balance			748 01	94 Mar	31	C. N. Means note			52 00
July	31	" Sundries	69		146 00	Dec	31	" "			65 60
		" Bills Payable	70		107 50	95 May	23	" "			67 80
Aug	19	" A.C.&J. Ry Co	71		300 00	July	31	Sundries	70		482 83
Sept	30	" Dividends	72		215 00	Sept	9	Cash	72		300 00
Oct	4	" A.C.&J. Ry. Co.	"		500 00		30	Expense	"		5 00
		" Advancements etc	73		500 00	Oct	4	Clinton J. B. W. Stock	73		1000 00
	24	" Sundries	"		734 49		31	Sundries	"		435 61
Nov	30	" Dividends	74		114 00	Nov	30	Cash	74		200 00
Dec	31	" Sundries	75		667 00		"	Sundries	"		111 40
96 Jan	31	" "	76		882 00	Dec	31	"	75		235 65
Feb	24	" Electric Bonds	77		192 80		"	Cash	"		200 00
Mar	31	" Dividends	78		167 00	96 Jan	31	Sundries	77		271 08
April	8	" Sundries	"		468 87	Feb	24	Expenses	"		9 55
May	8	" Dividends	79		111 00		29	Cash	"		100 00
						Mar	31	Sundries	78		433 62
						April	30	"	79		332 88
						May	12	Clinton Stock	"		316 67
							27	Sundries	"		438 32
		Forward p 46			585367			Forward p 46			5058 01

Ashland National Bank

1896						1896					
May	30	Forwarded p	45	585367		May	30	Forwarded p	45	505801	
June	29	Dividends	80	16700		June	16	Phoenix Insurance	80	15075	
July	2	Sundries	81	25500			29	Sundries	"	28665	
							30	Cash	"	15000	
								By Balance		63026	
				627567						627567	
July	2	Balance down		63026		Aug	15	Cash	81	30000	
Aug	31	Sundries	82	32600			"	Expenses	"	2825	
Sept	30	Dividends	"	14000			31	Cash	82	2500	
Oct	31	Sundries	83	219077		Sept	30	Taxes	"	21710	
Dec	26	Dividends	84	16700				Sundries	"	6940	
						Oct	31	"	83	38193	
						Nov	30	"	"	26440	
						Dec	11	Nr. I. N. Stock	84	60000	
							19	Bills Receivable	"	50000	
							"	Sundries	"	20925	
								By Balance		85870	
				345403						345403	
97 Jan	1	Balance down		85870		97 Jan	30	Expenses	86	10688	
	1	30	Sundries	86	137500			"	Sundries	"	53800
Feby	27	Dividends	"	3000		Feby	27	Cash	"	10000	
Mar	31	Sundries	87	60055		Mar	31	Expenses	87	2540	
April	30	"	88	46500			"	Cash	"	25000	
May	31	Dividends	"	13500		April	30	Sundries	88	29484	
July	31	Sundries	89	41200		May	31	"	"	139832	
Sept	30	A.C.+S Ry	90	50000		June	30	"	89	11728	
Oct	30	Sundries	"	83400		July	31	"	"	26650	
Nov	30	Dividends	91	2000		Sept	30	Cash	"	5000	
Dec	31	A.C.+S Ry	91	50000			"	Lawrence T.Co Stock	90	30000	
	"	Sundries	"	144200		Oct	5	Taxes	"	6570	
98 Jan	31	Interest	93	20500			30	Sundries	"	121095	
Feb	28	Sundries	"	3000		Nov	30	"	91	16597	
Mar	31	Dividends	94	14200		Dec	31	"	"	27470	
April	30	Sundries	"	173666		98 Jan	31	"	93	18000	
						Feb	3	Electric Light Stock	"	100000	
							28	Cash	"	5000	
						Mar	31	Sundries	94	27100	
						April	30	Expenses	95	3400	
		Forwarded to page 47		928591				Forwarded to page 47		669954	

Ashland Natl Bank

1898						1898					
April	30	Brought forward p	46	9285	91	April	30	Brought forward p	46	6699	54
May	31	Sundries	95	2210	6	May	3	Ash Steel Co Bonds	95	1500	00
June	30	"	96	12470	0		31	Sundries	96	102	71
July	30	"	97	12987	5	June	30	"	"	507	70
Aug	31	Dividends	"	800	0		"	Lawrence Tel Co Stock	97	500	00
Sept	30	Sundries	98	7420	0	July	30	Sundries	"	605	00
						Aug	31	Cash	"	100	00
						Sept	30	C. J. & S. D. Co Stock	98	292	50
							"	" " " a/c	"	707	50
							"	Cash	"	100	00
						Oct	13	Sundries	"	592	30
								By Balance		1167	47
				12874	72					12874	72
1898											
Oct	13	Balance down		1167	47	Oct	31	Cash	99	100	00
	31	Advancements	98	729	81	Nov	30	Expenses	"	75	89
	"	Fire Insurance	99	3	00		"	Cash $100-			
	"	Sundries	"	855	00	Dec	5	Cash 100-	100	200	00
							31	Expenses	"	27	70
Nov	30	"	100	611	50					403	59
Dec	23	Dividends	"	142	00	99 Jan	31	Sundries	102	366	50
				2738	78		"	N. J. N. Stock	"	100	00
99 Jan	31	Sundries	101	1243	00	Feb	28	" "	"	500	00
Mar	31	Dividends	103	142	00		"	Sundries	"	210	00
April	29	Sundries	"	1629	11	Mar	31	"	103	204	00
May	31	"	104	2360	0	April	29	"	"	205	00
June	30	"	105	2260	0		"	Expenses	104	33	72
July	14	"	"	1028	00	May	1	A. & C. St Ry Bonds	"	3000	00
Sept	15	Bills Payable	106	1972	66		8	Norton Iron Works Stock	"	150	00
	16	Sundries	"	2282	50		31	Sundries	"	130	50
	30	"	107	4212	0	June	30	"	105	331	85
Oct	11	"	"	3095	00	July	14	Expenses	"	46	00
	31	"	"	4358	85	Aug	31	Cash	106	400	00
				19240	90						
Nov	7	Expenses	108	18	00	Sept	16	Clinton F. W. Stock	"	4500	00
						Oct	31	Sundries	108	1722	68
							"	"	"	3250	00
										15553	84
						Nov	7	N. J. N. Stock	"	156	25
								Balance to p 48		3548	81
				19258	90					19258	90

Balance to page 48

Ashland Natl Bank

1899	Nov	2	Balance from p	47	3548	81	99	Nov	30	Cash	109	200	00
		30	Sundries	109	239	00			"	Expenses	"	24	68
	Dec	30	"	110	2193	99		Dec	20	N. I. N. Stock	"	600	00
1900	Jan	5	"	111	1120	00			22	Bills Payable	"	2000	00
		13	Dividends	"	84	00			30	Cash	110	150	00
		22	Sundries	"	2300	00			"	Expenses	"	71	67
		"	R. R. Means	112	92	00	1900	Jan	5	Sundries	111	1448	00
	Feb	28	Dividends	"	926	00				Norton Stock	"	1500	00
	Mar	8	"	"	48	00			24	Expenses	112	11	00
		9	Clinton F.B. Stock	113	3000	00		Feb	28	Sundries	"	3431	53
		21	Dividends	"	167	00				Cash	"	100	00
	April	7	Sundries	"	7733	34		Mar	31	Sundries	113	3177	00
		30	Dividends	114	684	45		April	30	"	114	1550	00
	May	31	Sundries	115	3501	65		May	31	"	115	688	08
	June	15	Dividends	116	740	00		June	15	"	116	233	65
					19418	24				Balance		562	63
												19418	24
1900	June	15	Balance		5627	63	1900	July	31	Sundries	117	1032	72
		30	Sundries	116	4013	00		Aug	4	"	118	1515	00
	July	31	"	117	5003				28	Phoenix M. Life Ins Co	"	3000	00
	Sept	3	Law. Tel Co. Stock	118	25	00		Sept	12	Moffat & White	"	3850	00
	"	30	Dividends	119	213	00			30	Sundries	119	222	14
	Oct	31	Sundries	"	668	70		Oct	31	"	"	679	44
	Nov	30	Dividends	120	108	00		Nov	30	Expenses	120	63	50
	Dec	31	Sundries	"	1061	50		Dec	31	Sundries	"	228	70
1901	Jan	11	"	122	2908	80	1901	Jan	11	"	122	193	00
		14	John Means	"	100	00		Feb	26	Cash	123	100	00
	Feb	26	Dividends	123	105	50		Mar	30	L. M. I. Co	"	500	00
	Mar	30	"	124	680	00			"	Sundries	124	170	60
	May	4	Interest	125	6000			April	17	Expenses	"	196	25
	June	1	"	126	450	00			"	"	125	300	00
	Aug	29	Dividends	128	6800	00		May	6	Stores Etc	"	195	00
									24	Expenses	"	120	50
								June	3	Phoenix Life Insurance	126	1324	45
									15	Expenses	127	66	65
								July	30	Sundries	128	2146	60
								Sept	18	Taxes	129	199	31
									28	Expenses	"	450	00
			Forward to 49		16796	16				Forward to 49		130248	86

Ashland Natl Bank

1901 Sept	28	Brought forward	p 48	16796	16	1901 Sept	28	Brought forward	p 48	13024	86
Nov	26	Dividends	130	6800	00	Oct	26	Equitable Life Ins	130	161	50
Dec	24	Sundries	131	284	75	Dec	10	L. M. I. Bonds	131	3000	00
				17760	91					16186	36
								Balance		1574	55
				17760	91					17760	91
1901 Dec	24	Balance down		1574	55	1901 Dec	26	Expenses	131	25	00
1902 May	29	Dividends	136	6800	00	1902 Jan	6	"	133	50	60
July	3	Sundries	137	1627	50		22	"	134	27	00
				3882	05	Mar	11	Taxes	"	172	25
							15	Expenses	135	79	15
						May	5	"	"	60	00
						Sept	27	Moffat & White	138	3000	00
						Oct	7	Taxes	"	49	50
							21	Equitable Life Ins	"	161	50
										3625	00
								Balance		257	05
				3882	05					3882	05
1903 Jan	1	Balance down		257	05	1903 Jan	16	Expenses	141	50	00
Apl	23	Dividends	142	1530	00	Aug	6	Moffat & White	145	1492	05
June	22	"	143	3220	00	Oct	9	Equitable Life Ins	146	161	50
July	31	"	144	930	00	Nov	3	Expenses	"	32	56
Sept	19	"	145	3220	00	Dec	26	"	147	20	00
Oct	17	"	146	4900	00					1756	11
Nov	2	"	"	150	00			Balance		8709	94
Dec	20	"	147	1380	00						
				2627	05						
				2627	05					2627	05
1904 Jan	1	Balance		8709	94	1904 Mar	18	Moffat & White	150	3000	00
	12	Sundries	149	2131	50		26	Expenses	"	1	00
	28	Lawrence Sel. Stock	"	1895	8			Balance		344	02
Feb	23	Dividends	"	150	00						
Mar	18	"	150	1380	00						
				3345	02						
										3345	02
1904 Mar	26	Balance down		3440	2	1904 Jun	15	L. M. I. Co	153	450	00
Apl	6	Adv. & Int	150	73	00			Balance		318	02
		Interest	"	30	00						
	18	Dividends	151	150	00						
June	20	"	153	1680	00						
Sept	22	"	155	1380	00						
				768	02					768	02

Ashland Natl Bank

1904	Sept	22	Balance		p49	318 02	1905	Oct	25	Equitable Life Ins	163	161 50
	Dec	3	Dividends		156	3000		Dec	16	M & M	164	150000
		20	"		"	138 00						161150
						486 02				Balance		17602
1905	Apl	3	"		159	47550						
	May	30	"		160	3000						
	June	24	"		"	138 00						
	July	26	"		161	23900						
	Aug	1	"		162	7200						
	Sept	23	"		"	13800						
	Oct	19	"		163	111 00						
						168952						
	Dec	16	Interest		164	1000						
		21	Dividends		"	13800						
						183752						183752
1906	Jan	1	Balance down			17602	06	Jan	26	Sundries	166	330000
		4	Salaries		165	150000				Balance		71052
		26	Sundries		166	174050						
	Mar	8	Dividends		"	59400						
						401052						401052
1906	Mar	21	Balance			71052	1906	Apl	28	Merchants Bk & Tr Co Stock	168	200000
		24	Sundries		167	117675				Balance		77727
	Apl	3	"		"	28750						
		24	"		"	19050						
	June	26	"		169	32200						
	July	19	Divids		"	3000						
	"		"		"	6000						
						277727						277727
06	July	23	Balance			77727	06	Oct	20	Equitable Life	171	16150
		24	Divids		170	12800		Dec	8	Am Tr Co	172	1000000
	Aug	30	"		"	3600						1161150
	Sept	22	"		"	32200				Balance		42377
	Dec	"	"		172	32200						
						158527						158527
07	Jan	1	Balance			42377	07	Jan	30	M & M	174	200000
		7	Sundries		173	178950				Balance to fo 131		87455
		28	Dividends		174	4050						
	Feb	8	Adv & Exhan.		"	3928						
	Mar	25	Dividends		175	32200						
	Apl	1	"		"	25950						
						287455						287455

John Means

1887							1887						
Oct	1	To Sundries		1	101	40	Oct	1	By Fire Brick Stock	1	101	40
1888							1888						
Dec	29	" Cash		10	177	00	Dec	29	" Low Mow Stock	10	600	00
"	"	" Bills Payable		11	423	00							
					701	40					701	40
1891 June	1	Bank		34	500	00	1890 April	15	By Bank	20	3500	00
1892 April	20	"		43	500	00	Dec	31	" G.P. B.S.&P. Stock	29	100	00
May	30	"		44	500	00	1891 May	2	" M. K & Co "	33	1900	00
June	22	"		"	6000	00					4600	
Aug	10	M. K & Co Stock		45	19000	00						
"	30	Bank		"	32000	00						
Sept	30	"		46	30000	00						
Oct	31	"		"	10000	00						
					46000	00					46000	00
1898 May	3	M. K & Co Stock		95	100000	00	98 May	3	M-K & Co Stock	95	100000	
1901 Jan	7	C.P. B.S. & P.P.Co Stock		122	10000	00	1901 Jan	14	Ash. Natl Bank	122	10000	00

Bills Payable

1918 Jan	24	Bills Payable		299	100000	00	1918 Jan	1	Forwarded p 43		34000	00
~~Feb~~	~~9~~	" "		—	~~10.000~~	00		24	Bills Payable A.N.B	299	10000	00
	~~23~~	" "		~~300~~	~~8~~000	00	~~Feb~~	~~9~~	" " A.N.B	—	~~8~~000	00
June	22	" "		303	24000	00		~~23~~	" " 2 N.B	—	~~8~~000	00
Feb	9	" " A.N.B		299	200000		~~May~~	~~6~~	A. N.B Andrews	~~301~~	0000	00
	23	" " 2nd		300	200000		~~June~~	~~21~~	C.T.Co "	~~303~~	0000	00
May	6	" Andrews		301	100000			22	Bills Payable	"	24000	00
June	21	" "		303	100000						68000	
					40.000							
Sept	23	M. N & Co A.N.B		305	10.000	00						
Oct	10	A. N. B A.N.B		306	8000	00						
	"	" Andrews		"	1500	00						
	23	Sundries 2nd Natl		307	6000	00						
					6500							
		Balance			2500	00						
					68000	00					68000	00
1919 Apl	11	A. N. B Andrews		312	1000	00	1918 Oct	23	Andrews due April 10th 1919		1000	00
Oct	10	" "		316	1500	00			" " Oct 10th 1919		1500	00
					2500	00					2500	00
1921 Mar	13	Bills Payable		335	120000	00	1920 Nov	13	Sundries	329	120000	
Nov	8	A.N.B		342	20000	00	Mar	13	Bills Payable	335	120000	
	"	Bills Payable		"	100000	00	Nov	8	" "	342	100000	00
Mar	4	" "		345	10000	00	Mar	4	" "	345	10000	00
July	3	" "		348	100000	00						

The Central Trust & Safe Deposit Co a/c

1898	Sept	30	Bank		98	70750	1898	Oct	31	Trust Stock	99	70000
										Balance		750
						70750						70750
1898	Oct	31	Balance			750		Dec	9	Expenses	100	25000
	Nov	10	A.C.T. & Ry Co		99	500000	99	Sept	16	Ash Bank	106	25000
99	Feb	28	Dividends		107	20000				Balance		1136850
	July	3	"		105	20000						
1900	Jan	2				54750						
	Sept	26	"		111	20000						
	Feb	28	Ash Bank 7%		112	3000000						
	Mar	31	" "		113	3000000						
	April	6	Salaries		"	30107						
	April	30	Sundries	28%	114	63687						
	May	3	Salaries		"	33333						
		31	"		115	36717						
	July	2	Sundries		116	47208						
		24	N.Y.W. Stock		117	3100000						
	Dec	31	Interest		121	9048						
						1186850						1186850
1900	Dec	31	Balance			1136850	1900	Dec	31	Cash	121	10000
1901	Feb	26	Dividends		123	20000	1901	Apl	6	Moffat & White	124	1000000
	July	30	"		128	20000		May	6	N.C.& St.L.	125	33920
	Aug	31	Sundries		129	23421		Nov	18	Expenses	130	8750
	Oct	26	"		"	9500000		Dec	10	L.M.S. Bonds	131	7000000
	Nov	2	Interest		130	6000				Balance		375568
	Dec	4	"		131	4500						
		31	"		132	3467						
						21282 38						21282 38
1902	Jan	1	Balance			375568	1902	Jan	3	Sundries	136	75000
		2	Sundries		133	17000		Sept	27	Moffat & White	138	200000
		6	Salaries		"	150000				Balance to p 53		384349
	May	9	Interest		135	45000						
			"		"	2607						
						590175						
	July	3	Dividends		136	20000						
	Nov	1	Sundries		138	65357						
	Dec	31	Interest		140	1817						
						659349						659349

The Central Trust & Safe Deposit Co a/c

			To				By				
1903	Jan	1	Balance from p 57		3843 49	1903 Jan	31	Fire Brick Stock	141	5000 00
			Sundries	141	1680 00	1905 Mar	18	Sun Life Ins	158	705 50
	May	30	"	143	276 10	Dec	27	Expenses	164	800 00
	July	6	"	144	180 00					6505 50
	Nov	12	"	146	5979 59 / 270 00			Balance		2356 62
1904	Jan	2	"	149	6249 59 / 180 00					
	Apl	6	"	151	1023					
	May	5	"	152	27000					
	July	2	"	153	19000					
	Nov	16	"	155	27000					
		"	"	156	1748 / 7187 30					
1905	Jan	3	"	158	19000					
	May	1	"	159	29124					
	July	5	Sundries	161	422 50					
		26	Interest	"	898					
	Aug	25	Dividends	162	10000					
	Oct	2	Sundries	"	2425 0					
		25	Dividends	163	12800 / 8570 57					
	Nov	6	Sundries	"	286 51					
	Dec	27	Interest	164	509 / 8862 12					8862 12
1906	Jan	1	Balance	1	2356 62	06 Jan	26	Bank & Trust Bk	166	170000
			Sundries	166	66250			Balance		133373
	Mar	24	Interest	167	1226					
	May	1	"	168	235 / 3033 73					
					303373					303373
			Balance		133373	06 Dec	8	L. M. I. Co	172	200000
	May	2	R R M	168	27000			Balance to p 141		169860
	July	2	Sundries	169	43950					
	Oct	13	Dividends	170	42450 / 2467 73					
	Nov	1	Sundries	171	331 61 / 2799 34					
07	Jan	7	R. R. M	173	15000					
	Apl	2	Salaries	175	10000					
		15	Dividends	"	27125					
	May	3	Sundries	176	378 01 / 3698 60					
					369860					369860

See page 141

Taxes

1892							1892				
Jan	27	Cash	41	2 40			Dec	31	P & L	48	8 05
Aug	31	"	46	5 65							
				8 05							8 05
93 Jany	31	Cash	49	2 95			93 Dec	30	P & L	57	12 50
Sept	7	Bank	55	9 55							
				12 50							12 50
94 Feb	17	Cash	57	11 50			94 Dec	31	P & L	65	33 55
Oct	13	Bank	63	22 05							
				33 55							33 55
95 Oct	31	Cash Ashland	73	71 20			95 Dec	31	P & L	75	101 70
Nov	30	" County + State	74	30 50							
				101 70							101 70
96 Sept	30	Sundries	82	317 10			96 Dec	31	P & L	85	317 10
97 Oct	5	Sundries Ashl.	90	165 70			97 Dec	31	P & L	92	300 15
	30	Bank County + State	"	134 45							
				300 15							300 15
98 Oct	13	Bank	98	323 80			98 Dec	31	P & L	101	326 96
	"	Bills Receivable	"	3 16							
				326 96							326 96
99 Oct	31	Bank	108	313 63			99 Dec	30	P & L	110	313 63
1900 Sept	30	Bank	119	144 17			1900 Dec	31	P & L	122	318 92
Oct	31	"	"	174 75							
				318 92							318 92
1901 Sept	18	Bank	129	199 31			1901 Dec	31	P & L	133	119 31
1902 Mar	11	A. N. B.	134	172 25			1902 Dec	31	P & L	141	501 63
Oct	7	"	138	49 50							
Dec	20	L. M. I. Co	140	279 88							
				501 63							501 63
1903 Dec	20	L. M. I. Co	147	198 50			1903 Dec	31	P & L	148	198 50
1904 Dec	17	L. M. I. Co	156	229 00			1904 Dec	31	P & L	157	229 00
1905 Nov	29	L. M. I. Co	163	201 42			1905 Dec	30	P & L	165	201 42
1906 Dec	8	L. M. I. Co	172	229 96			1906 Dec	31	P & L	173	229 96
1907 Dec	23	L. M. I. Co	182	255 98			1907 Dec	31	P & L	183	255 98
1908 Dec	25	L. M. I. Co	192	275 87			1908 Dec	31	P & L	193	275 87
1909 Dec	15	L. M. I. Co	201	286 63			1909 Dec	31	P & L	202	286 63
1910 Dec	15	L. M. I. Co	212	301 82			1910 Dec	31	P & L	214	301 82
1911 Dec	15	L. M. I. Co	224	347 57			1911 Dec	30	P & L	225	347 57
1912 Dec	16	L. M. I. Co	237	428 06			1912 Dec	31	P & L	239	428 06
1913 Dec	20	L. M. I. Co	252	486 44			1913 Dec	31	P & L	253	486 44

Expense

1887								1888					
Oct	24	To	Cash 3 Stamps	2	14	65		Dec 31	By Profit & Loss	11	632	96
"	31	"	Sundries	2	5	05						
Nov	1	"	"	2	30	00						
"	12	"	Cash	3	5	05						
"	24	"	"	3		85						
Dec	1	"	Sundries	3	20	97						
"	23	"	"	4	49	70						
1888 Jan	4	"	Cash	4	2	60						
"	14	"	Misses Rowan	4	7	00						
March	1	"	Sundries	5	16	15						
"	24	"	Cash	5	24	10						
"	31	"	Sundries	5	49	40						
April	2	"	Cash	5	3	50						
May	5	"	"	6	1	20						
"	"	"	Sundries	6	29	00						
"	10	"	Cash	6	1	85						
June	3	"	Sundries	7	34	75						
"	29	"	Cash	7	8	15						
"	30	"	Sundries	7	23	65						
July	7	"	Cash	7	1	00						
"	30	"	"	7	7	95						
"	31	"	Sundries	8	22	85						
Aug	3	"	Cash	8	2	65						
"	31	"	Sundries	8	38	75						
Sept	6	"	Cash	8	22	95						
"	15	"	"	9	1	85						
Oct	1	"	Sundries	9	28	00						
"	19	"	Cash	9	14	55						
"	31	"	Sundries	9	36	50						
Nov	30	"	Cash 10,85 6,10 5,15	10	22	00						
"	"	"	Sundries	10	32	11						
Dec	29	"	Cash	10	33	26						
"	31	"	Sundries	11	40	92						
					632	96					632	96
1889												
Jan	31	To	Cash	11	5	80						
"	"	"	Sundries	12	29	12						
Feb	28	"	Cash	12	5	57						
"	"	"	Sundries	12	18	97						
"	"	"	Amount Fwd Folio 56		59	46						

Expense

1889						1889					
Feb	28	To Amount Fold. Bills	55	59 46		May	31	By Cash	13	4 80	
March	21	" Cash	12	5 00		"	"	" "	13	1 50	
"	31	" Sundries	13	19 71		July	31	" "	15	12 50	
April	25	" Cash Items	13	26 55		Aug	31	" "	15	87	
"	30	" Sundries	13	24 77		Sept	30	" "	16	4 00	
May	31	" Cash	14	41 00		Oct	31	" "	16	5 26	
"	"	" Sundries	14	18 28		Dec	31	" "	17	50	
June	20	" Cash	14	9 95		"	"	" Balance		477 54	
"	30	" "	14	2 80							
"	"	" Sundries	14	23 66							
July	31	" Cash	15	5 55							
"	"	" Sundries	15	18 36							
Aug	31	" Cash	15	8 40							
"	"	" Sundries	16	25 45							
Sept	30	" Cash	16	3 95							
"	"	" Sundries	16	30 38							
Oct	31	" Cash	16	16 79							
"	"	" Sundries	17	26 87							
Nov	30	" Cash	17	45 79							
"	"	" Sundries	17	22 88							
Dec	31	" Cash	18	31 74							
"	"	" Sundries	18	39 63							
				506 97						506 97	
Dec	31	To Balance		477 54		Dec	31	By Profit & Loss	18	477 54	
1890						1890					
Feb	1	To Sundries	19	8 32		Feb	1	By Cash	19	10 00	
"	25	" "	"	16 03		"	25	" "	"	2 75	
Mar	31	" Cash	20	20 30							
April	15	" "	21	3 05							
"	"	" "	"	75							
"	"	" "	"	1 50							
	30	" "	"	2 15							
May	31	" Bank	"	11 00							
	"	" Cash	22	18 62							
June	3	" Bank	"	25 00							
July	5	" Cash	23	70 97							
Aug	13	" "	24	34 01							
	19	" Bank	25	595							
Sept	3	" Forwarded	57	21765		Sept	3	" Forwarded	57	12 75	

Expense

1890							1890						
Sept	3	To Amount from	56	217	65		Sept	3	By Amt forward	56	12	75	
"	"	" Cash	25	35	04		Dec	31	" Profit & Loss	30	468	62	
"	"	" Bank	"	26	50								
"	26	" "	26	30	00								
Oct	7	" Cash	27	13	93								
	31	" "	"	27	90								
Dec	1	" "	28	18	15								
	17	" Bank	29	12	00								
	31	" Cash	"	100	20								
				481	37						481	37	
1891													
Jan	12	To Bank	30	45	00	91	Oct	31	By Expense	38	7	00	
Feb	24	" "	31	25	00		Dec	31	" P+L	40	638	01	
	28	" Cash	"	25	75								
Mar	27	" Bank	32	9	00								
	31	" Cash	"	7	30								
April	30	" "	33	9	50								
May	30	" "	34	30	30								
June	30	" Bank	"	1	25								
	"	" Cash	35	34	32								
July	17	" Bank	"	39	75								
	31	" Cash	"	14	95								
Aug	31	" "	36	47	99								
Sept	11	" Bank	"	27	50								
	14	" Cash	37	19	55								
	30	" "	"	13	00								
Oct	31	" "	"	49	60								
Nov	12	" Bank	39	136	00								
	30	" Cash	"	17	45								
Dec	26	" Bank	40	12	00								
	31	" Cash	"	79	80								
				645	01						645	01	
							1892						
92 Jan	16	Bank	41	2	00		April	20	By Amount forward	58	473	15	
	27	Cash	"	40	35								
Feb	23	Bank	42	10	00								
	29	Cash	"	234	70								
Mar	31	Sundries	"	47	90								
April	1	A.C+I.	43	18	70								
	20	Bank	"	119	50								
				473	15						473	15	

Expense

1892							1892				
April	20	Amt forward	57	473	15		May	30	Bank	44	5000
	30	Cash	43	12	50		Dec	31	P & L	48	1549 39
May	30	Bank	44	85	00						
	31	Cash	44	17	65						
June	22	Bank	"	48	00						
	30	Cash	45	40	20						
July	30	"	"	23	25						
	"	Bank	"	17	50						
Aug	31	Cash	46	229	65						
Sept	30	Bank	"	123	00						
	"	Cash	"	49	60						
Oct	31	Bank	"	6	50						
	"	Cash	47	156	25						
Nov	30	"	"	85	35						
	"	Bank	"	28	20						
Dec	31	"	"	16	00						
	"	Cash	48	184	50						
	"	Bank	"	3	99						
				1599	39						1599 39
93 Jany	31	Cash	49	110	15		Sept	30	Balance forwarded		
Feb	16	Bank	50	16	00						
	28	Cash	"	78	25						
Mar	31	Bank	51	14	50						
	"	Cash	"	62	45						
April	17	A.C.&L.Ry Co	"	108	47						
	29	Bank	"	110	00						
	"	Cash	52	98	60						
	"	A.C.&L.Ry Co	"	15	35						
May	31	Bank	"	122	41						
	"	Cash	"	89	25						
July	1	"	"	73	20						
	"	Expense Bank	53	18	25						
	17	Bank	"	33	00						
Aug	2	Cash	54	72	85						
	21	Bank	"	12	00						
	31	Cash	"	186	75						
Sept	17	Bank	55	12	00						
	30	Cash	"	37	05						
		Forwarded		1270	53						

Expense

1893											
Sept	30	Forwarded	58	127053	93	Dec	30	P & L		194398
Oct	31	Bank	55	1200						
	"	Cash	"	12645						
Dec	1	Bank	56	6500						
	"	Cash	"	6390						
	30	Bank	"	615						
	"	Cash	"	17430						
	"	A.C.&S.Ry.	"	22565						
				194398						
				194398						194398
94 Jany	31	Bank	57	1326	94	July	7	A.C.&S.Ry	60	518
Feby	12	Cash	"	15590			31	Rec'd Bonus	61	500
Mar	20	Bank	58	2355		Dec	31	P & L	65	197489
		A.C.&S.Ry Co	"	1269						
	31	Bank	"	5524						
		Cash	"	9760						
		Sundries	"	7393						
May	17	Cash	59	19135						
	"	Exp Rec'd	"	6777						
July	7	Bank	60	175						
	31	Cash	61	23240						
Aug	20	Bank	"	3725						
	31	Cash	62	8215						
	"	Bank	"	7200						
Sept	22	"	"	2125						
Oct	9	"	"	6918						
	13	Cash	63	13830						
Nov	10	A.C.&S.Ry Co	64	14960						
	30	Cash	"	11870						
	"	Bank	"	1080						
Dec	29	"	"	5815						
	"	A.C.&S.Ry Co	65	1321						
				1769						
	31	Bank	"	16560						
	"	Cash		8850						
	"	"	"	1725						
				198507						
				198507						198507
1895 Jany	19	Bank	66	3790						
Feb	7	"	"	1416						
	"	Cash	"	6550						
	28	Bank	"	1080						
		Forward	60	12836						

Expenses

95						95					
Feby	28	Bal for. f 59		128	36	June	13	Low Mor	69	13	00
	"	Cash	66	51	00	Sepr	9	" "	71	55	00
Mar	30	Bank	67	30	93	Dec	31	Cash	75	128	25
	"	Cash	"	77	50	"	"	P & L	"	2011	74
April	11	A.C.& S Ry Co	"	39	32						
May	4	Cash	"	103	25						
	"	Bank	68	18	20						
	31	"	"	97	95						
	"	Cash	"	87	00						
June	29	Bank	69	57	90						
	"	Cash	"	112	40						
July	31	"	70	128	10						
Aug	1	A.C.& S Ry Co	71	8	30						
Sepr	9	Cash	72	274	34						
	30	Sundries	"	94	25						
Oct	31	Bank	73	31	44						
	"	Cash	"	168	30						
	"	A.C.& S. Ry. Co	74	151	600						
Nov	30	Cash	"	126	25						
	"	Bank	"	5	00						
Dec	31	"	75	208	90						
	"	Cash	"	35	330						
				220	799						
				220	799					220	799
96 Jan	31	Bank	77	48	50	96 Feb	29	Cash	77	50	00
	"	Cash	"	155	00	April	8	Bank	78	118	87
Feb	24	Bank	"	9	55			Balance forwarded	83	1492	98
	29	Cash	"	193	20						
Mar	31	Bank	78	76	80						
	"	Cash	"	176	10						
April	8	A. C.& S. Ry Co.	"	389	20						
	30	Bank	79	40	88						
	"	Cash	"	93	70						
May	27	Bank	"	38	32						
	30	Cash	80	232	75						
June	29	Bank	"	68	35						
	30	Cash	"	136	50						
	"	A.C.& S. Ry Co	81	3	00						
				166	185						
				166	185					166	185

Travel.

1887							1888		Profit & Loss				
Oct	24	To Cash Thurstons		2	10	55	Dec	31	By Balance	11	124	80	
Nov	12	" " Two items		3	1	50							
"	24	" "		3		45							
1888													
Jan	4	" "		4	37	30							
March	24	" "	1000 mile	5	5	50							
June	29	" "	pass	7	5	50							
July	30	" "		7	10	25							
Sept	7	" "		8	5	75							
Nov	30	" "	13.50 1.75 2 items	10	21	70							
Dec	29	" "		10	26	30							
					124	80					124	80	
1889							1889						
Jan	31	To Cash		11	3	70	May	31	By Cash	13	4	66	
March	21	" "		12	4	30	Nov	30	" "	17	30	00	
Apr	25	" "		13	2	25	Dec	31	" Profit & Loss	18	129	67	
May	31	" "		14	7	40							
June	20	" "		14	15	15							
"	30	" "		14	1	00							
July	31	" "		15	10	75							
Aug	31	" "		15	6	40							
Sept	30	" "		16	84	70							
Oct	31	" "		16	5	50							
Nov	30	" "		17	1	00							
Dec	31	" "		18	22	18							
					164	33					164	33	
1890							1890						
Mar	31	To Cash		20	3	50	Feb	1	By Cash	19	9	75	
April	30	" "		21	8	00	Aug	30	" [illegible]	25	3	00	
July	5	" "		23	11	70	Oct	7	" Cash	26	12	40	
Aug	13	" "		24	6	85	Dec	30	" P & L	30	51	16	
Sept	3	" "		25	20	40							
Oct	7	" "		27	11	61							
Dec	31	" "		29	14	25							
					76	31					76	31	
1891							1891						
Feb	28	To Cash		31	64	85	Feb	24	By Banks	31	50	00	
April	30	" "		33	20	25	Aug	24	" "	36	50	00	
May	30	" "		34	10	75		31	" Cash	"	14	70	
July	31	" "		35	3	50	Oct	31	" Balance forward	62	37	58	
Aug	31	" "		36	38	08							
Sept	14	" "		37	14	85							
					152	28					152	28	

Travel

1891											
Oct	31	To forward bal		61	37 58	Nov	12	A C & Ky Co	39	15 05	
"	"	" Cash		35	13 87	Dec	31	Cash	40	60 40	
Nov	30	" "		39	9 75						
Dec	31	" "		40	9 25						
	"	" Profit & Loss		"	5 00						
					75 45					75 45	
1892						1892					
Feb	29	Cash		42	33 00	Feb	23	Bank	47	50 00	
Mar	31	"		"	4 10	Aug	30	Cash	45	50 00	
April	30	"		43	7 00	Dec	31	P & L	48	353 80	
May	31	"		44	5 90						
June	30	"		45	2 50						
Aug	31	"		46	35 00						
	"	"		"	6 00						
Sept	30	"		"	4 50						
Oct	31	"		47	350 30						
Nov	30	"		"	2 50						
					453 80						
					453 80					453 80	
93 Mar	31	Cash		51	5 75	93 Aug	31	Cash	54	75 00	
May	31	"		52	2 25	Dec	30	P & L	57	33 55	
July	1	"		53	39 70						
Aug	2	"			2 75						
	31	"		54	58 10						
					108 55					108 55	
94 May	17	Cash	Louisville	59	5 00	Aug	31	Cash	62	15 00	
July	31	"	" "	61	10 00	Dec	31	P & L	65	34 50	
Aug	31	"	New York	62	24 50						
Nov	30	"	Louisville	64	5 00						
Dec	31	"	" "	65	5 00						
					49 50					49 50	
95 May	31	Cash	Louisville	68	5 00	95 June	13	Louisville Co	69	5 00	

Store of L. M. J. Co.

1887						1887					
Oct	31	To Cash	2	4 95		Oct	31	By Expense a/c	2	4 95	
Dec	1	" "	3	3 82		Dec	1	" "	3	3 82	
"	23	" "	4	28 25		"	23	" "	4	28 25	
1888						1888					
March	1	" "	5	3 85		March	1	" "	5	3 85	
April	4	" "	6	31 40		"	31	" "	5	31 40	
May	7	" "	6	20 00		May	5	" "	6	20 00	
June	4	" "	7	13 15		June	3	" "	7	13 15	
July	7	" "	7	7 40		"	30	" "	7	7 40	
Aug	3	" "	8	4 85		July	31	" "	8	4 85	
Sept	7	" "	8	7 20		Aug	31	" "	8	7 20	
Oct	6	" "	9	10 00		Oct	1	" "	9	10 00	
Nov	30	" " Nov 9	10	22 00		"	31	" "	9	22 00	
Dec	29	" " Dec 15	10	14 11		Nov	30	" "	10	14 11	
				170 98							
Dec	31	"		170 98		Dec	31	"	11	24 92	
										195 90	
		" Balance		24 92							
				195 90						195 90	
1889						1889					
Jan	4	To Cash	11	24 92		Jan	1	By Balance		24 92	
Feb	28	" "	12	11 12		"	31	" Expense	12	11 12	
March	21	" "	12	97		Feb	28	" "	12	97	
Apr	25	" "	13	1 71		Mar	31	" "	13	1 71	
May	31	" "	14	3 02		Apr	30	" "	13	3 02	
June	20	" "	14	2 78		May	31	" "	14	2 78	
July	31	" "	15	5 66		June	30	" "	14	5 66	
Aug	31	" "	15	2 36		July	31	" "	15	2 36	
Sept	30	" "	16	12 45		Aug	31	" "	16	12 45	
Oct	31	" "	16	12 38		Sept	30	" "	16	12 38	
Nov	30	" "	17	8 87		Oct	31	" "	17	8 87	
Dec	31	" "	18	4 88		Nov	30	" "	17	4 88	
"	"	" Balance		21 63		Dec	31	" "	18	21 63	
				112 75						112 75	
				112 75						112 75	
1890						1890					
Feb	1	To Cash	19	21 63		Jan	1	By Balance		21 63	

S. Floyd Hoard Architect

1896	Oct	13	Bank	63	150 00	96	Dec	31	P & L	85	150 00
97	Jan	30	"	86	150 00	97	Dec	31	P & L	92	150 00

Improvements

94	July	7	Bank	Water	60	12 50	94	Dec	31	P & L	65	500 00	
	Sept	12	"	Heater	62	359 20	95	"	"	"	75	399 90	
	Oct	13	"	"	63	12 86	96	"	"	"	85	145 07	1044 97
		"	Cash	"	"	10 00	97	"	"	"	92	534 96	1579 93
		31	Bank	Filling Lots	"	29 45	99	"	30	"	110	1000 00	2579 93
	Nov	30	"	Plumbing	64	40 00	1900	Dec	31	"	122	232 97	
		"	"	Heater	"	142 29							
		"	"	Ex Stone	"	82 40							
	Dec	3	Sundries	cisterns etc	"	128 00							
		31	Cash	Tile laying	65	26 00							
95	Jan	19	Bank	Mantels	66	215 00							
	Feb	7	Bank	Plumbing	"	400 00							
		"	Cash	Mantels	"	4 80							
		28	Bank	Hardware	"	91 87							
	Mar	30	Cash	Yard	67	4 75							
	May	4	"	Hardware 5.05 Yard 56.40	"	61 45							
		"	Bank	Plumbing	68	100 13							
		"	"	Cellar floors	"	35 00							
		31	Cash	Hardware	"	14 25							
	June	29	Bank	Screens	69	90 25							
			A.C.+S. Ry		"	84 89							
	July	31	Bank		70	99 83							
		"	Cash		"	22 31	2067 23						
	Sept	30	Ross Bros		72	162 45							
	Oct	31	Bank	Stone	73	42 67							
	Nov	30	"	"	74	66 40							
		"	Ross Bros		"	40 00	2378 75						
	Dec	31	Bank	Heat Regulator	75	21 15	2399 90						
96	Jan	31	"	Pipe Covering	77	22 58							
	Mar	31	"	Fencing	78	97 76							
	Aug	15	A.C.+S.	"	81	11 23	2531 47						
	Dec	19	Bank	Heating	84	13 50	2544 97						
97	May	31	"	Papering	88	134 96	2679 93						
1900	Sept	30	"	Gas Piping	119	62 97							
	Dec	31	"	Sewer	120	700 00	2812 90						
						2812 90						2812 90	

See page 97

Dr Ky. Iron, Coal & Manfg. Co. Cr.

1890						1890					
Feb	28	To Cash	19		1 65	Feb	28	By Cash	19	10 00	
Mar	31	" "	20		10 37	"	"	" "	"		80
April	1	" Salary	#	1	72 50	Mar	31	" "	"	53	70
"	18	" Cash	21		7 00	April	1	" Bank	20	100	00
"	"	" "	"		1 20	"	18	" Cash	21	66	00
	30	" "	"		7 00		30	" "	"	20	00
		" Salary	"		75 00	May	31	" "	22	40	00
May	31	" Cash	22		6 65	July	5	" "	23	72	76
"	"	" Salary	"		50 00	Aug	13	" "	24	27	15
June	30	" "	23		50 00	Sept	3	" "	25	16	30
July	5	" Cash	"		75	"	8	" Bank	"	60	00
"	31	" Salary	24		50 00	Oct	7	" Cash	26	32	00
Aug	13	" Cash	24		1 00		31	" "	27	21	10
	30	" Salary	25		50 00	Nov	3	" "	"	2	25
Oct	1	" "	26		50 00			By Balance		63	06
	31	" "	27		50 00						
Nov	3	" Cash	"		2 00						
					585 12					585	12
Nov	3	To Balance			6306	Nov	11	By Bank	28	50	
Dec	1	" Salary	28		50 00	Dec	1	" Cash	"	24	25
	31	" "	29		50 00		31	" "	29	39	00
								Balance		49	81
					16306					16306	
1891						1891					
Jan	1	To Balance			49 81	Feb	28	By Cash	31	60 00	
	31	" Salary	30		50 00	Mar	31	" "	32	34	00
Feb	28	" "	32		50 00	April	30	" "	33	80	00
Mar	31	" "	"		50 00	May	30	" "	34	40	60
	"	" Cash	"		1 25	June	1	" Bank	"	86	91
Apl	30	" Salary	33		50 00						
	"	" Cash	"		45						
May	"	" Salary	34		50 00						
					301 51					301	51

Ashland Coal & Iron Railway Co. a/c

1891								1891					
June	30	Salary		35	150 00			Sept	11	Legal Tenders	36	400 00	
July	31	"		"	150 00			Oct	31	Cash	38	50 00	
Aug	31	"		36	150 00							450 00	
Sept	30	"		38	150 00			Dec	31	"	40	15 05	
Oct	31	"		"	150 00							465 05	
Nov	12	Travel		39	15 05			92 Jan	7	Electric Stock	41	550 00	
	30	Salary		"	150 00			Feb	29	Cash	42	150 00	
					915 05							1165 05	
Dec	31	"		40	150 00			Mar	31	"	"	25 00	
					1065 05							1190 05	
92 Jan	30	"		41	150 00			April	20	Expense	43	18 70	
May	31	"		44	600 00							1208 75	
					1815 05				30	Cash	"	25 00	
Sept	30	"		46	600 00							1233 75	
Dec	31	"		47	450 00			Aug	30	"	45	300 00	
					2865 05							1533 75	
93 Mar	31	"		51	450 00			93 Feb	28	Bank	50	800 00	
					3315 05			Mar	31	Cash	51	50 00	
		Balance										2383 75	
					3315 05			April	12	Sundries	"	158 47	
												2542 22	
									29	Expense	52	15 35	
										Balance		757 48	
												3315 05	
93 April	29	Balance down			757 48			93 July	1	Cash	53	25 00	
July	1	Salary		53	450 00			Aug	8	Bank	54	500 00	
Sept	30	"		55	450 00			Dec	30	Expense	56	225 65	
Dec	30	"		56	450 00			94 Mar	20	Expense	58	12 69	
94 Mar	31	"		58	450 00				31	"	"	21 93	
July	7	Sundries		60	455 18			May	25	Bank	59	1000 00	
Oct	8	Salary		62	450 00			Oct	31	"	63	1000 00	
Dec	29	"		65	450 00			Nov	10	Expense	64	149 60	
					3912 66			Dec	3	Improvements	"	100 00	
95 Mar	30	"		67	450 00				29	Expense	65	30 90	
					4362 66							3065 77	
								95 Mar	30	Bank	67	500 00	
												3565 77	
								April	11	Expense	"	39 32	
												3605 09	
										Balance		757 57	
					4362 66							4362 66	
95 April	11	Balance down			757 57			95 June	29	Bank	69	500 00	
June	29	Salary		69	450 00				"	Improvements	"	84 89	
Sept	30	"		72	450 00			Aug	1	Sundries	71	109 80	
					1657 57				19	Bank	"	300 00	
Dec	31	"		75	450 00			Sept	9	Cash	72	18 00	
					2107 57			Oct	4	Bank	73	500 00	
96 Mar	31	"		78	450 00				31	Expenses	74	6 00	
					2557 57							1513 69	
June	30	"		80	575 00			96 April	8	Sundries	78	545 70	
					3132 57							2059 39	
								June	30	Expense	81	300	
										Balance		1073 18	
					3132 57							3132 57	

Ashland Coal & Iron Railway Co. a/c

1896	June	30	Balance forward	p66	1070 18	96	Aug	15	Cash	81	50 00
	Sept	30	Salary	82	575 00			"	Improvements	"	11 23
	Dec	30	"	85	575 00			31	Bank	82	300 00
97	Mar	31	"	87	575 00		Nov	12	Expenses	83	50
	April	30	"	88	191 60		Dec	26	"	84	300 00
								30	"	85	14 21
						97	Jan	30	Bank	86	300 00
							Mar	31	Sundries	87	205 90
									Balance		1804 94
					2986 78						2986 78
	May	1	Balance		1804 94		Sept	30	Bank	90	500 00
	Dec	31	Salaries	92	1533 28		Oct	5	Taxes	"	90 00
98	Mar	31	Sundries	94	583 18			30	Bank	"	500 00
							Dec	31	Sundries	91	900 00
						98	Mar	31	Expenses	94	653 82
									Balance		1277 58
					3921 40						3921 40
	April	1	Balance		1277 58		April	30	Bank	94	1000 00
	Dec	31	Salaries	100	1724 94		Nov	10	C. J. & H. Co	99	500 00
99	April	1	"	103	574 98	99	Jan	31	City Gel Co Stock	101	300 00
							April	1	Sundries	103	310 14
									Balance		1467 36
					3577 50						3577 50
99	April	1	Balance		1467 36	99	April	29	Bank	103	1000 00
	Dec	30	Salaries	110	1724 94		July	14	"	105	800 00
1900	April	7	"	114	574 98		Dec	30	"	110	1000 00
						1900	Feb	28	Cash	112	100 00
							April	7	Expenses	114	554 44
								20	Balance		312 84
					3767 28						3767 28
1900	April	20	Balance		312 84	1900	Dec	31	Expenses	121	88 57
	Dec	30	Salary	121	375 00	1901	Apl	6	L. M. D. Co	124	863 08
1901	April	6	Interest	124	341 27			"	Expenses	"	77 46
					1029 11						1029 11

Dr Yellow Poplar Lumber Company Cr

1900	Dec	31	Salaries	121	250000	1900	Aug	18	Cash	118	20000
		"	Cash	"	28060		Sept	30	"	119	20000
					27806		Oct	31	"	120	20000
							Nov	30	"	"	20000
							Dec	31	"	121	60000
						1901	Feb	26	"	123	100000
							Mar	30	L. M. I. Co	"	36784
								"	Expenses	124	1276
											27806
					278060						278060

Taxes

1914	June	15	L. M. I. Co. U.S.	257	4365	1914	Dec	31	P & L	262	56308
"	Dec	15	" Va	261	48949						
					53314						
		31	" U.S	262	2994						
					56308						56308
1915	Apl	30	L. M. I. Co U.S	267	1989	1916	Dec	31	P & L	274	4115
	Dec	1	A. W.B.	270	2126						
					4115						4115
1917	Mar	28	W. W. Co	287	1378	1917	Dec	31	P & L	298	150810
		31	A. W. B.	288	28202						
		"	W. W. Co	"	126						
	July	18	Am Insurance	291	76316						
	Nov	21	A W B	295	12741						
		27	2nd Nat Bk	296	30533						
		"	W W Co	"	356						
	Dec	1	"	"	1158						
					150810						150810
1918	Jan	24	A.W.B. Stamp Acts	299	200	1918	Dec	31	P & L	309	182189
	Feb	9	" "	"	160						
	May	27	" "	301	200						
		31	" Income	302	104310						
	June	6	" Stamp Acts	"	160						
		19	C & Co "	"	120						
	Oct	10	Co & State	306	66910						
	Nov	30	A. W.B. City	307	10129						
					182189						182189

See f 69

Dr Horses, Carriages Etc Cr

1901 May	6	Sundries	125	534	20	1901 Dec	31	P & L	133	429	13
June	3	L. M. I. Cr	127	187	93	02 "	"	P & L	141	200	00
		Cash	"	35	00	03 June	22	L. M. I. Cr	143	25	00
										654	13
July	30	L. M. I. Cr	128	272	00	Dec	31	P & L	148	175	00
				1029	13					829	13
1904 June	15	"	153	450	00	04 Dec	26	"	156	450	00
										1279	13
July	18	"	154	40	18		31	"	157	140	18
				1519	31					1419	31
1905 Mar	14	"	158	61	04	05 Dec	30	"	165	61	04
				1580	35					1480	35
1906 June	26	"	169	278	40	06 July	19	L. M. I. Cr	169	100	00
										1580	35
July	19	"	"	12	00	" Dec	31	P & L	173	190	40
				1870	75					1770	75
1907 July	5	"	178	200	00	07 June	13	L. M. I. Cr	177	144	25
										1915	00
	20	"	179	21	17	Dec	31	P & L	183	76	92
				2091	92						
08 July	20	"	187	76	25	08 July	20	"Ned" L M I Co	187	150	00
				2168	17						
Dec	31	P & L	192	3	75		"	Expenses Old Surrey	"	30	00
										2171	92
				2171	92					2171	92

Taxes

1919 Mar	6	W. W & Cr	310		80	1919 Aug	30	A. N. B U.S. refund 1914	315	6	67
	12	C, T. Cr Income	311	405	00	Nov	30	" " " 1916	317	44	89
										51	56
June	3	C, T. Cr "	313	405	00	Dec	31	P & L	319	2419	23
				810	80						
Sept	30	" "	316	405	00						
Nov	30	A. N. B	318	828	52						
Dec	31	C T Cr Income	319	404	47						
	"	A. N. B	"	22	00						
				2470	79						
				2470	79					2470	79
1920 Jan	31	A. N. B. U.S. Income	320	250	00	1920 Dec	31	P & L	333	1832	32
		Expenses Rev. Stamps	"	2	00						
June	2	C T Cr U.S. Inc.	325	250	00						
				502							
Sept	7	" " "	327	250	00						
Nov	13	B. P Stamps	329	2	40						
	30	A. N. B	330	855	28						
Dec	23	W W & Cr Penna	331	1	00						
	"	C, T Cr U.S. Inc		217	01						
				1827	69						
	31	Expenses	332	4	63						
				1832	32					1832	32
1921 Jan	25	A. N. B U.S. Income	334	200	00						
Mar	4	" U.S. Stamps	"	2	40						
		" " .20									
Apl	20	W. W & Cr U.S. " .20	335		40						
June	30	A N B U.S. Income	338	200	00						
				402	80						
		To p 167		402	80						

Rents

Dr

1901 Dec 31	Expenses	133		7 50
"	P & L	"		318 75
				326 25
1916 Dec 30	P & L	285		3000
				3000
1917 Dec 31	P & L	298		11400
				11400
1918 Dec 31	P & L	308		10800
				10800
1919 Dec 31	P & L	319		10800
				10800
1930 Dec 31	P & L	99		5625
1931 Dec 31	P & L	114		17000
1932 Dec 31	P & L	124		15752
1933 Dec 31	P & L	135		8495
1937 Dec 6	2d Mort	175		2555
1937 Dec 31	P & L	176		13445
				16000
1937 Dec 31	Depreciation	176		8400
	P & L	"		8304
				16704

Cr

1901 May 6	L. M. D. Cr	125		5625
June 3	"	126		4500
July 30	"	128		4500
Sept 28	"	129		4500
Oct 26	"	130		4500
Nov 26	"	131		4500 (28 1 75)
Dec 31	"	132		4500 (32 6 25)
				32625
1916 Oct 16	Expenses	281		1000
Dec 2	"	283		2000
				3000
1917 Feb 2	Expenses	286		2000
Apl 30	"	289		2000
May 2	"	292		3800
Dec 31	"	298		3600 (114)
				11400
1918 Apl 5	Expenses	300		2700
July 1	"	303		2700
Oct 4	"	306		2700
Dec 31	"	308		2700 (108)
				10800
1919 Mar 31	Expenses	311		2700
May 31	"	313		900
Jun 30	"	314		1800
Sept 30	"	316		2700
Dec 31	"	318		2700 (10800)
				10800
1930 Dec 24	Taxes	98		5625
1931 Dec 31	Taxes	113		17000
1932 Dec 31	Taxes (Collected 165.00)	123		15752
1933 Dec 31	Taxes	135		8495
1937 Sept 30	2d Mort	174		4000
Oct 25	" "	172		4000
Nov 30	" "	173		4000
Dec 31	" "	175		4000
				16000
1937 Dec 31	Rog & Roger Agt	176		16704
				16704

Dr Profit & Loss Cr

Date		Particulars	Ref	Amount	Date		Particulars	Ref	Amount
1920 July	28	First Nat Bk Cinti Stock	328	720 68	1920 Jan	1	Balance p 36		28319 89
Dec	22	Lackawana Steel "	331	4431 50	Dec	23	Lot No 3 Block 914	331	9 53
				5152 18					28329 42
	31	Sundries	333	18036 07		31	Sundries	333	95393 69
									123723 11
	"	Reserves	"	36642 77					
				59831 02					
	"	Capital Stock	"	15000 00					
				74831 02					
		Balance		48892 09					
				123723 11					123723 11
1921 Nov	23	Administered	341	3973 75	1921 Jan	1	Balance		48,892 09
Dec	31	U.S. Bonds	343	45 50	July	31	W. W & Co	338	98 19
				4019 25					
"	"	Sundries	"	24696 53	Oct	31	All B	340	22 36
				28715 78					
		Balance		46097 90	Dec	31	Stand Oil Co Cum Pfd	343	42 80
									49055 44
						"	Sundries	343	25757 34
									74812 78
				74812 78					74812 78
1922 Nov	21	Administered	350	4000 00	1922 Jan	1	Balance		46097 90
Dec	31	Sundries	353	17851 20	Dec	31	Sundries	353	1907 65
									48004 65
	"	Reserves	"	12550 00	"	"	Sundries	"	74650 91
				34401 20					122655 56
	"	Capital Stock	"	25000 00					
				59401 20					
		Balance		63254 36					
				122655 56					122655 56
1923 June	1	Southern Ry Pfd Stock	358	212 55	1923 Jan	1	Balance		63254 36
June	30	A. I & M Co "	360	5983 75	April	30	W W & Co	356	1 59
				6196 30					
Dec	31	Sunds	3	6219 12		"	AWB Ry & Co	357	700 00
				12415 42					63955 95
	"	"	"	19601 59	Aug	23	" A. I. M Co	1	11 80
				32017 01					63967 75
		Balance		90351 39	Dec	31	Sundries	3	58400 65
							90,351.39		122368 40
				122368 40					122368 40
1924 Nov	1	Hawk & W Stock	14	3 90	1924 Jan	1	Balance		90351 39
Dec	2	Sunds	15	35428 80	Nov	1	Sundries	14	2489 68
				35432 70					
	31	"	16	28458 69		4	Akron Co Stock	15	37 84
				63891 39					92878 91
		Balance		63501 85	Dec	31	Sunds	16	34514 33
									127393 24
				127393 24					127393 24
1925 May	14	G. S Oil Co	19	9 56	1925 Jan	1	Balance		63501 85
Nov	24	A. S. R. Co.	23	8 90	May	8	W W & Co	18	149 80
Dec	26	Sunds	25	35522 00		20	Sunds	20	544 03
									64195 68
	29	Superior Oil Co	"	4234 50	Nov	24	"	23	12,483 77
	31	Pierce Oil Co Pd	26	3873 25	Dec	9	"	25	413 50
				43648 21					77092 95
	"	Sunds	"	20009 36		31	"	26	76243 44
				63657 57					153336 39
	"	Cap Stock	"	50.000 00					
		Bal to p 72		39.678 82					
				153.336 39					153.336 39

Profit & Loss

1926					
Mar	2	W W & Co (1925)	27	45	00
May	3	Ash Gen'l Hosp Stock	29	200	00
				245	00
Dec	1	Northwestern Del Co Stock	33	200	00
	16	Sundrs	34	2000	00
				2445	00
	31	"	35	18960	15
	"	"	"	4912	96
				26318	11
		Balance		62799	30
				89117	41
1927 Oct	5	Galena Signal Oil Co	43	8389	32
	8	Cumberland Pipeline	"	3714	90
Dec	25	Sundrs	46	18568	16
				30672	38
	31	"	47	19106	21
				49778	59
	"	Capital Stock	"	50000	00
		Balance		50871	13
				150649	72
1928 Sep	12	U. I. W Stock	54	1700	00
Oct	29	Am Woolen Stock	56	526	15
Dec	31	Sundrs	60	102974	74
				105200	89
"	"	"	61	23428	35
		Balance		68612	35
				197241	59
				197241	59
1929 June	1	Sundrs	70	246071	54
Nov	12	U.S Bonds	77	16	88
Dec	12	Sundrs	80	3980	00
	14	" Adv	81	1235	00
				251303	42
	31	"	82	29154	79
				280458	21
		Balance		103948	30
				384406	51

1926					
Jan	1	Balance from p 71		39678	82
June	15	A K M Co Stock	30	1167	30
"	18	W W & Co	30	38	61
"	24	2nd Hall	"	9	56
				40894	29
Dec	29	All B U T Co & Co	34	23	51
				40917	80
	31	Sundries	35	48199	61
				89117	41
				89117	41
1926 Dec	31	Bal		62799	30
1927					
Jan	6	W. W & Co A T & T Stock	36	1557	93
Feb	7	2nd Hall ~~Sr Jan Bonds~~		10	00
	10	Am Loco Co	37	7214	75
				71581	98
Dec	31	Sundrs	47	79067	74
				150649	72
				150649	72
1928 Jan	1	Balance		50871	13
Apl	23	All B C G & E St	49	527	58
	3	A E I T Co Stock	"	4706	52
May	18	All B C G & E St	50	5473	50
June	28	W W & Co A T T Rights	51	22	48
				61601	21
Nov	1	Int War St	57	6748	99
	23	St Oil Ky U.S 8970.58	58	9011	28
	"	Am Tob Co B	"	6526	83
	27	Int War	59	20003	56
				103897	87
	31	Sundries	61	93349	72
				197241	59
				197241	59
1929 Jan	1	Balance		68612	35
	15	Stand Oil Ky	63	21	32
Apl	13	A T & T	64	3816	58
June	6	All A T T Rights	68	368	50
	24	C G T Co	70	107	10
				72925	85
Sept	17	C G & E	73	11545	33
Oct	7	M & R I Co	"	550	00
	16	Am Tel & Tel	74	8345	00
Nov	12	Ash L & B	78	100	00
		Bal 157.837.24		93466	18
Dec	31		82	290940	33
				384406	51
				384406	51

Interest

1918 Oct	1	Forward			991 49
	10	A NB	306	240 00	
				1231 49	
1919 Jan	31	A. N. B	310	34 33	
Apl	30	"	311	30 00	
May	8	J Rem U.S	312	4 61	
June	19	A NB U.S.	314	8 10	
Oct	10	" Andrews	316	90 00	
		Balance	319	672 30	
				839 34	

1918 Oct	1	Forward p44			16383
	4	A NB U.S.	306		5960
	.	N. N & Co	"		4101
Nov	30	A. N. B US	307		3187
		N. N & Co	308		339
Dec	31	A N B U.S.	"		2125
	"	C, T. Co	"		3845
	"	P & L	309		87209
					1231 49
1919 Mar	3	C, T. Co	310		2100
	22	A. N. B. US 3d	311		8500
Apl	30	C, T. Co U.S 4th	312		10100
May	15	A. N B US 2d	"		3401
June	16	" US 1st Con	314		2338
July	3	C T Co	"		2099
Sept	19	A. N B US 3½	315		8500
	30	N. N & Co	"		1022
	"	Sundries 1st Con U.S. 2.6s	"		3512
Oct	31	C T Co 4th Lo	316		10625
Nov	30	A. N. B. US 2nd Con	317		3399
Dec	18	N. N & Co	318		4486
	"	"	"		5439
	31	Sundries U.S. 23.37 " 39.88	319		13110
	.	N. N & Co	"		5303
					83934
1920 Jan	1	N. N Co	322		5069
	31	C. T. Co U.S. 87.12	.		12312
April	30	" U.S 4th	"		10625
May	18	A. N. U.S. 2nd	323		3613
	31	N N & Co	324		9027
June	5	"	"		1273
	17	Sundries Anderson	325		270
	30	"	"		10090
	.	"	"		6295
July	31	N. N & Co	"		1281
Sept	30	Sundr US 3d 87.13	327		10066
Oct	31	" U.S. 4th 106.25	328		13694
Nov	17	A N B U.S 2nd			3612
		Forwarded p 74			87227

Interest

Date		Particulars	Ref.	Amount
1920 Nov	13	Bills Payable	329	240 00
Dec	31	P & L	333	795 46
				1035 46
1921 Mar	4	A. N. B	335	240 00
July	6	"	339	240 00 (2 40)
Nov	30	"	341	200 00
Dec	31	P & L	343	31 85 (682 40)
				714 25
1922 Mar	4	AUB	345	200 00
Dec	31	P & L	353	426 03
				626 03
1923 Feb	18	Bills Payable	354	7 34
Dec	31	P & L	3	727 07
				734 41

Date		Particulars	Ref.	Amount
1920 Nov	17	Brought Forward p73		872 27
	13	W. W & Co	329	16 76
Dec	22	"	330	4 01
	"	A N B US 1st Cov 23.37 Vict 59.38	331	82 75
	"	Expenses	"	6 00
	30	C. T Co	332	53 67
				1035 46
1921 Jan	15	W. W & Co	334	5 69
	31	A. N. B	335	1 68
Mar	31	Sunds 3 U.S. 85.00 " 2.12	336	109 88
Apl	30	" U S 4th 106.25	337	117 87
May	31	" U.S 2nd 36.13	"	49 98
June	30	" U.S 1st 23.38 " Vict 59.37	338	96 11
July	31	A N B U.S accrued victory sold	339	13 19
Sept	15	Sunds U S 3rd 87.13	340	113 09
Oct	31	" U.S 4th 106.25	"	123 05
Nov	30	AUB U. S 2nd 36.12	341	36 12
Dec	31	C, T Co U S 1st 23.37	"	31 77
	"	"	343	6 96
				714 25
1922 Mar	2	C, T. Co	345	25 06
Apl	30	Sunds	346	119 13
"	"	C, T Co	"	92 25
May	27	AUB	347	36 13
June	8	W W & Co	"	2 07
	30	Sunds	348	45 24
Aug	31	"	349	12 25
Sept	30	"	350	101 94
Nov	30	"	351	156 80
Dec	30	"	"	35 16
				626 03
1923 Mar	20	Sunds	355	128 10
Apl	30	"	356	143 20
May	31	"	358	66 52
June	30	"	360	40 14
Aug	31	"	1	28 24
Oct	31	"	2	229 17
Nov	15	AUB	"	36 12
Dec	31	Sundries	"	62 92
				734 41

Merchants Bank & Trust Co.

Ashland Ky

1907											
	Jan	7	Dividends	173	60 00	1911 Nov	24	L. M. & Co	223	200 00	
	July	5	"	178	60 00	Dec	20	"	224	200 00	
08	Jan	3	"	183	60 00	1912 Dec	17	Balance		170 00	
	July	2	"	186	60 00						
09	Jan	2	"	193	60 00						
	July	6	"	197	60 00						
					360						
10	Jan	3	"	203	60 00						
	July	2	"	208	30 00						
					450						
11	Jan	3	"	214	30 00						
	July	3	"	219	30 00						
					510						
12	Jan	3	"	226	30 00						
	July	1	"	231	30 00						
					570 00						
					57000					570 00	
12	Dec	12	Balance		17000	1915 Sept	27	Expenses	269	400 00	
13	Jan	2	Dividends	235	45 00	1917 Jan	2	U. S. Bonds	290	20 00	
	July	2	"	247	60 00		26	Expenses	"	100 00	
					795					520	
14	Jan	2	"	253	60 00			Balance		24300	
	July		"	258	60 00						
					395						
15	Jan		"	263	60 00						
	July	3	"	267	60 00						
					515						
16	Jan		"	275	60 00						
					575 00						
	July	3	"	279	60 00						
					635						
17	Feb	2	"	286	60 00						
	July		"	291	68 00						
					763						
					76300					76300	
1918	Jan	1	Balance		24300	1918 Jan	6	Expenses	302	150 00	
		31	Divds	299	85 00	Dec	31	"	306	250 00	
	July	27	"	303	85 00			Balance		13	
					413						
					41300					413 00	
1919	Jan	2	Balance		1300	1919 Apl	30	Expenses	312	9800	
		31	Dividends	310	85 00	July	29	"	315	85 00	
	July	28	"	314	85 00	Apl	30	"	323	85 00	
1920	Jan	1	"	320	85 00	May	31	"	324	170 00	
	May	31	"	324	170 00						
					438 00					438 00	

Bank Consolidated with Ashland Nat'l Bank June 1st 1920

Harold Means

1891 Aug	7	Bank		36.	50 00	91 Dec	31	Cash		38	20 00
						Dec	26	"		40	20 00
						92 Jan	27	"		41	10 00
					50 00						50 00

Salaries

1920 ~~Dec~~	~~31~~	P & L		333	28000 00	1920 Jan	5	Second Natl Bk		320	6250
							31	Expenses		"	2000
						Feb	28	Sundry		321	17250
						Mar	6	2nd Natl		322	6250
						Apl	15	"		"	6250
							30	Expenses		323	2000
						May	1	2nd Natl		"	6250
						June	2	"		324	6250
							30	Expenses		325	10 00
						July	~~30~~	2nd Natl		"	6250
						Aug	28	"			6250
							"	Expenses		326	1000
						Sept	30	"		327	3000
							"	2nd Natl		"	12500
						Oct	31	Expenses		328	3000
						Nov	1	2nd Natl		329	6250
						Dec	1	"		330	6250
							22	4 1918		331	18000 00
							23	Expenses		"	2000
					28000 00						28000 00
1921 Dec	31	P & L		343	99000	1921 Jan	3	2nd Natl		334	6250
							21	Expenses		335	5000
						Feb	1	2nd Natl		"	6250
						Mar	31	"		"	6250
						Apl	30	Sundry		336	9250
						May	31	2nd Natl		337	6250
						Jun	30	"		338	6250
						~~Sept~~	~~30~~	"		339	17500
						Sept	15	"		340	6250
						Oct	31	Sundries		"	13250
						Nov	1	2nd Natl		341	6250
						Dec	1	"		342	6250
						Dec	31	Expenses		"	4000
					99000						99000

The Ashland Improvement Company -

1890						1890				
May	31	To Salary	22	7500		June	15	By Bank	22	7500
June	30	" "	23	7500		July	5	" "	23	7500
July	31	" "	24	7500		Aug	13	" Cash	24	2500
Aug	30	" "	25	7500		"	"	" Bank	"	5000
Oct	1	" "	26	7500		Sept	8	" "	25	7500
	31	" "	27	7500		Oct	25	" "	27	7500
Dec	1	" "	28	7500	525	Nov	11	" "	28	7500
	31	" "	29	5000	575 00	Dec	8	" "	29	7500	525
						"	31	" Balance		50
				57500						57500
1891						1891				
Jan	1	To Balance		5000		Jan	12	By Bank	30	5000
	31	" Salary	30	7500		Feb	2	" "	31	7500
Feb	28	" "	32	7500		Mar	2	" "	32	7500
Mar	31	" "	"	7500		April	15	" "	33	7500
April	30	" "	33	7500		May	2	" "	"	7500
May	30	" "	34	7500		June	1	" "	34	7500
				42500						42500

Rose Bros -

Contractors for building House

1894						95					
July	7	Bank Freights	60	7589		Sept	30	Sundries	72	556245	
	31	Sundries	61	30876		Nov	30	Improvements	74	4000	
Aug	20	Bank	"	83591							
Oct	9	"	62	94640							
Nov	30	"	64	63624							
Dec	29	"	"	60905							
95 Feb	28	"	66	30000							
Mar	30	"	67	312204	45						
May	4	"	68	74300							
	31	"	"	425	00 45						
July	31	"	70	37000	45						
Nov	30	"	74	4000							
		Closed -		560245				Closed -		560245	

Accident Insurance

1891 July	31	Cash	35	6 25	1892 Aug	31	P&L	46	25 00
Oct	31	"	38	18 75					
				25 00					
				25 00					25 00

Automobiles

1908 Sept	12	L. M. I Co "Buick"	189	1027 90	1908 Dec	31	P&L	193	738 90
Dec	31	" "Elmore"	192	211 00	1909 "	"	"	202	2000 00 / 2738 90
1909 Feb	27	" "	194	2500 00 / 3738 90	1910 "	"	"	214	500 00 / 3238 90
1912 July	1	C.T.&S.D Co "Thomas"	230	2450 00	1911 "	30	"	225	300 00
Aug	13	L.M.I Co "	232	190 00 / 6378 90	1912 "	24	Expenses	238	150 00 / 3688 90
		B			" Dec	31	P&L	239	1690 00 / 5378 90
		Bal 290.			1913 "	"	P&L	253	500 00 / 5878 90
					1915 July	3	L. M. I. Co "Buick"	268	210 00 / 6088 90
							Balance		290 00
				6378 90					6378 90
1916 Jan	1	Balance		290 00	1916 Dec	30	P&L	285	738 17
June	2	R.E.T Co Mitchell	278	1010 00	1917 Dec	31	P&L	298	350 00 / 1088 17
July	3	Expenses	279	138 17 / 1438 17	1918 Dec	31	P&L Bal 200	309	150 00 / 1238 17
Dec	31	P&L	333	142 00	1920 Aug	25	2nd Natl	326	342 00 / 1580 17
				1580 17					1580 17
1921 July	31	Sundries - Ford	339	847 20	1921 Nov	14	J.K. Mr. Advancements	341	847 20
1924 Apl	5	Ruby R Kleaver	5	500 00	1924 Dec	31	P&L	16	1831 25
		AWB		1750 00	1925 Dec	31	P&L	26	1506 25 / 3337 50
July	16	"	10	1412 50 / 3662 50	1926 Dec	31	P&L	35	1000 00
1925 June	5	"	19	1175 00 / 4837 50	1927 Dec	31	P&L	47	500 00 / 4837 50
1927 Mar	22	"	40	1000 00 / 5837 50	1928 Dec	31	P&L Bal 1130.00	61	1000 00 / 5837 50
1928 Apl	5	"	50	1130 00 / 6967 50	1929 Dec	31	P&L Bal 500.00	82	630 00 / 6467 50
1930 Oct	15	"	95	1294 50 / 8262 00	1930 Dec	31	P&L Bal 1000.00	99	794 50 / 7262 00
1934 Oct	25	2nd Nat	140	840 00 / 9102 00	1931 Dec	31	P&L	114	500 00 / 7762
1936 Apl	25	"	159	835 00 / 9937 00	1932 Dec	31	P&L Bal 1040.00	124	300 00 / 8062 00
1939 Apl	24	"	186	836 45 / 10773 45	1934 Dec	31	P&L Bal 800.00	145	240 00 / 8302
					1935 Dec	31	P&L Bal 1235.00	157	400 00 / 8702
					1936 Dec	31	P&L Bal 700.00	164	535 00 / 9237
					1938 Dec	31	P&L Bal 1136.45	185	400 00 / 9637
					1939 Dec	31	P&L Bal 636.45	192	500 00 / 10137

Low Moor Iron Company of Va.

1887						1887					
Nov	1	To Profit & Loss	2	26	67	Nov	1	By Cash	2	26	67
"	"	" Cash	2	4	00	"	"	" Expense	2	4	00
Dec	1	" Profit & Loss	3	40	00	Dec	1	" Cash	3	40	00
"	"	" Cash	3	3	15	"	"	" Expense	3	3	15
"	22	" Profit & Loss	4	40	00	"	22	" Cash	4	40	00
"	23	" Cash	4	4	00	"	23	" Expense	4	4	00
1888						1888					
March	1	" Profit & Loss	5	40	00	March	1	" "	5	4	00
"	"	" Cash	5	4	00	"	"	" Cash	5	40	00
April	20	" "	5	4	00	"	31	" Expense	5	4	00
"	"	" Profit & Loss	6	40	00	April	21	" Cash	6	40	00
May	1	" " "	6	40	00	May	5	" "	6	40	00
"	5	" Cash	6	4	00	"	"	" Expense	6	4	00
June	2	" Profit & Loss	6	40	00	June	2	" Cash	6	40	00
"	4	" Cash	7	4	00	"	3	" Expense	7	4	00
"	30	" Profit & Loss	7	40	00	"	30	" "	7	4	00
July	7	" Cash	7	4	00	July	7	" Cash	7	40	00
"	31	" Profit & Loss	8	40	00	"	31	" Expense	8	4	00
Aug	3	" Cash	8	4	00	Aug	3	" Cash	8	40	00
"	31	" Profit & Loss	8	40	00	"	31	" Expense	8	4	00
Sept	7	" Cash	8	4	00	Sept	7	" Cash	9	40	00
"	30	" Profit & Loss	9	70	00	Oct	1	" "	9	70	00
Oct	6	" Cash	9	4	00	"	"	" Expense	9	4	00
"	31	" Profit & Loss	9	70	00	"	31	" "	9	4	00
Nov	30	" Cash	10	4	00	Nov	9	" Cash	10	70	00
Dec	1	" Profit & Loss	10	70	00	"	30	" Expense	10	4	00
"	29	" Cash	10	4	00	Dec	29	" Cash	10	70	00
"	31	" Profit & Loss	11	70	00	"	31	" Expense	11	4	00
				717	82					651	82
						"	"	" Balance		66	00
				717	82					717	82
1889						1889					
Jan	1	To Balance		66	00	Jan	31	By Cash	11	70	00
"	31	" Cash	11	4	00	"	"	" Expense	12	4	00
"	"	" Salary	12	70	00	Feb	1	" Cash	12	70	00
Feb	28	" Cash	12	4	00	"	28	" Expense	12	4	00
"	"	" Salary	12	70	00	March	19	" Cash	12	70	00
March	21	" Cash	12	4	00	"	31	" Expense	13	4	00
"	31	" Salary	13	70	00	April	1	" Cash	13	74	00
Apr	25	" Cash	13	4	00	"	30	" Expense	13	4	00
"	30	" Salary	13	70	00	May	31	" Cash	13	70	00
May	31	" Amount Forwarded to Fol 80		362	00	"	"	" Amt Forwarded Fol 80		366	00

Low Moor Iron Co of Va.

1889						1889					1890
May	31	To Amount brot. forward			362 00	May	31	By Amount brot forward		366 00	April
"	"	" Cash	14	4 00		"	"	" Expense	14	4 00	Dep
"	"	" Salary	14	70 00		June	4	" Cash	14	70 00	
June	20	" Cash	14	4 00		"	30	" Expense	14	4 00	
"	30	" Salary	14	70 00		July	31	" Cash	15	70 00	
July	31	" Cash	15	4 00		"	"	" Expense	15	4 00	1915 D
"	"	" Salary	15	70 00		Aug	31	" Cash	15	70 00	
Aug	31	" Cash	15	4 00		"	"	" Expense	16	4 00	
"	"	" Salary	15	52 50		Sept	30	" Cash	16	52 50	
Sept	30	" Cash	16	4 00		"	"	" Expense	16	4 00	
"	"	" Salary	16	70 00		Oct	31	" Cash	16	70 00	
Oct	31	" Cash	16	4 00		"	"	" Expense	17	4 00	
"	"	" Salary	17	70 00		Nov	30	" Cash	17	70 00	1916 D
Nov	30	" Cash	17	4 00		"	"	" Expense	17	4 00	1917 D
"	"	" Salary	17	70 00		Dec	31	" Cash	17	70 00	1918 D
Dec	31	" Cash	18	4 00		"	"	" Expense	18	4 00	
"	"	" Salary	18	70 00		"	"	" Balance		66 00	
				936 50						936 50	
1890						1890					
Jan	1	To Balance		66 00		Feb	1	By Cash	19	70 00	
"	11	" Salary	18	17 50		"	"	" "	"	17 50	
Feb	1	" Cash	19	4 00							
				87 50						87 50	
95 June	13	Sundries	69	38 00		95 June	29	Bank	69	38 00	1919 D
Sept	9	Sundries	71	65 00		Sept	9	Cash	72	65 00	
Nov	23	Salary	74	10 00		96 Feby	29	Cash	77	25 00	
	30	Cash	"	5 00							
96 Feby	24	Salary	77	10 00							
				25 00						25 00	
Mar	31	Cash	78	5 00		Aug	20	Cash	81	80 00	
May	30	"	80	5 00							
Aug	20	Sundries	81	70 00							
				80 00						80 00	
99 Oct	31	Bank	108	1000 00		99 Dec	16	L. M. I. Bond	109	1000 00	

Dr Ashland Artificial Ice Company Cr

1890					1890					
April	15	To Cash	21	300	Oct	7	By Cash	26	600	
Sept	25	" Travel	25	300						
		- Settled -		600			- Settled -		600	

Salaries

1915	Dec	31	P & L	274	4733 33	1915 Jan	2	C. T & S D	263	1.700 00
						Feb	10	L. M. S. Co	264	333 33
						Mar	17	"	"	333 33
						Mch	15	"	265	333 34
							29	"	267	333 33
						Dec	31	C. T & S D	273	1700 00
					4733 33					4733 33
1916	Dec	31	P & L	285	1700 00	1916 Dec	30	C. T & S D	284	1700 00
1917	Dec	31	P & L	298	1800 00	1917 Dec	31	A N B	298	1800 00
1918	Dec	31	P & L	308	1910 00	1918 Feb	25	Sundry	300	50 00
						Apl	5		301	10 00
						May	31		302	10 00
						Oct	4		306	10 00
							7		"	10 00
						Nov	30		307	10 00
						Dec	31		308	10 00
							"		"	1800 00
					1910 00					1910 00
1919	Dec	31	P & L	319	2457 10	1919 Jan	31	Expenses	310	10 00
						Mar	31	"	311	10 00
						Apl	2	2nd Nat	311	107 10
						May	5	"	312	62 50
						Jun	2	"	313	62 50
										2457 10
						July	28	Sundry	314	72 50
						Sept	4	2nd Nat'l	315	125 00
						Oct	31	Exp	316	10 00
							"	2nd Nat	"	62 50
						Nov	30	"	317	62 50
						Dec	31	"	318	1862 50
							"	Exp	"	10 00
					2457 10					2457 10

See page 76.

Ashland Steel Company

1892

1892 Oct	7	J. Cash	27		360	1892 Mar	31	By Cash	42		947
	31	" "	"		175						
					565						
91 April	30	" "	33		74						
July	17	" Bank	35		175						
Aug	31	" Cash	36		112						
Sept	14	" "	37		54						
					947						947

Improvements to 306 E. Lexington Ave

1917 Nov	21	A.W.B.	295		2000	1918 Jan	2	2nd Natl	299		1163
	27	2nd Nat	296		20260	1921 Dec	31	Home Realty	343		620000
											621163
Dec	31	Sands	297		82206	1924 "	"	" "	16		350000
					1044666						971163
1918 Jan	31	2nd Natl	299		255256	1936 "	"	" "	64		516.15
	"	A.W.B.	"		1343						
Apl	5	"	301		13.35						
					362400						
1920 Nov	12	" Slate roofs-porches	330		400000						
					4024400						
1921 Jun	30	" Sleeping Porch	338		5000						
					40774						
July	31	" " "	339		152500						
Sept	15	" " "	340		676.22			Bal			
					6275.22						
1923 Nov	13	" Garage	2		8685						
Dec	31	" "	3		300000						
					6662077						
1924 Jan	5	" "	4		180000						
Mar	17	2nd " Paving	"		102770						
Jun	30	A.W.B. " Attic	7		200000						
					9689077						
Sept	15	" " Garage	12		9800						
					9778977						
1927 Mar	23	2nd Natl Radiators	37		44001			Bal 516.15			
					10227778						10227778

Expenses

from page 60

1896						96					
June	30	Balance forwarded		1492	98	Dec	30	Cash	85	108	25
Aug	15	Sundries	81	431	25		31	P & L	"	2909	72
Sept	30	Bank	82	19	40						
	"	Cash	"	70	00						
Oct	31	Bank	83	22	78						
	"	Cash	"	150	50						
Nov	17	A. C. & S.	"		50						
	30	Bank	"	14	40						
	"	Cash	84	171	20						
Dec	19	Bank	"	95	75						
	26	A. C. & S. Ry Co.	"	300	00						
	30	Cash		135	00						
	"	Sundries	85	114	21						
				3017	97					3017	97
97 Jany	30	Sundries	86	230	68	97 Feby	27	Cash	86	55	00
Feby	27	~~Bank~~ Cash	"	204	00	Sept	30	"	89	60	00
Mar	31	Sundries	87	142	65	Dec	31	"	92	100	00
	"	A. C. & S Ry Co	"	1885	50		"	P & L	"	2882	78
April	30	Cash	"	350	00						
	"	Bank	88	42	34						
May	31	"	"	29	41						
	"	Cash	89	148	00						
June	30	Bank	"	17	28						
	"	Cash	"	125	00						
July	31	Bank	"	66	50						
		Cash	"	112	00						
Sept	30	"	90	197	00						
Oct	30	Bank	"	15	00						
	"	Cash	91	137	00						
Nov	30	Bank	"	65	97						
	"	Cash	"	140	00						
Dec	31	A. C. & S Ry Co	"	400	00						
	"	Bank	"	74	70						
	"	Cash	92	286	75						
	"	W. B. Seaton	"	1250	00						
				3097	78					3097	78

Expenses

1898	Jan	31	Bank	93	80	00	98	Feb	28	Cash	93	60	00	
		"	Cash	"	120	00		Mar	31	"	94	90	00	
	Feb	28	"	"	123	25			"	A.C. & Ry Co	"	8	20	
	Mar	31	Sundries	94	234	25		May	"	W.B. Seaton	96	4	00	
		"	A.C. & Ry Co	"	653	82		Aug	31	Expenses	97	65	00	
	April	30	Bank etc	95	199	00		Dec	5	Cash	100	100	00	
	May	31	Cash	"	104	50			31	P & L	101	2933	17	
		"	Bank	96	52	71								
	June	30	"	"	124	75								
		"	Cash	"	94	00								
	July	30	Bank	97	5	00								
	Aug	31	Cash	"	358	00								
	Sept	30	"	"	95	00								
	Oct	13	Bank	98	7	00								
		31	Cash	"	223	50								
	Nov	30	Sundries	99	196	89								
	Dec	9	C.T. & S.D Co	100	250	00								
		31	Sundries	"	230	70								
		"	W.B. Seaton	"	108	00								
					3260	37						3260	37	
1899	Jan	31	Bank	102	66	50	99	April	29	Bank	103	173	11	
		"	Cash	"	196	50		May	31	"	104	15	00	
	Feb	28	Bank	"	2	00		Aug	31	Cash	106	250	00	
		"	Cash	"	155	00		Oct	31	Balance forward	85	2113	95	
	Mar	31	Bank	103	4	00								
		"	Cash	"	139	00								
	April	1	A.C. & Ry Co	"	310	14								
		29	Cash	"	211	75								
		"	Bank	"	5	00								
		"	"	104	33	72								
	May	31	"	"	30	50								
		"	Cash	105	125	00								
	July	8	"	"	147	00								
		14	Bank	"	46	00								
	Aug	31	Cash	106	644	00								
	Sept	30	"	107	177	50								
	Oct	31	"	"	210	00								
		"	Bank	108	47	55								
					2551	16						2551	16	

Expenses

1899 Oct	31	Brought Forward	p 84	2113	05	99 Nov	2	Bank	108	18	00
Nov	30	Cash	108	130	00		30	Cash	109	20	00
Dec	30	"	109	268	50			Bank Error	"	20	00
	"	Sundries	110	179	67	Dec	30	Cash	110	100	00
				2690	72					138	00
Nov	"	Bank	109	24	68		"	P & L	"	2577	90
				2715	90						
				2715	90					2715	90
1900 Jan	5	Bank	111	48	00	1900 Feb	28	Cash	112	55	00
	24	"	112	11	00	July	31	"	117	200	00
Feb	28	"	"	173	53	Aug	31	"	118	60	00
	"	Cash	"	356	69	Oct	31	Bank	119	95	70
Mar	31	Bank	113	77	00	Dec	31	"	120	13	50
	"	Cash	"	163	56		"	Cash	121	100	00
April	7	A. C & S Ry	114	554	44					524	20
							"	P & L	122	4507	18
	30	Cash	"	198	00						
	"	Bank	"	5	00						
May	31	"	115	88	08						
	"	Salaries	"	49	50						
	"	"	"	256	00						
June	15	Bank	116	2	50						
	30	Cash	"	190	00						
July	31	Bank	117	438	72						
	"	Cash	"	205	00						
Aug	31	"	118	293	00						
Sept	30	Bank	119	15	00						
	"	Cash	"	230	00						
Oct	31	Bank	"	343	19						
	"	Cash	120	314	00						
Nov	30	Sundries	"	283	20						
Dec	31	Bank	"	158	70						
	"	Cash	121	380	70						
	"	A. C & S Ry Co	"	88	57						
	"	W.B. Seaton	"	108	00						
				5031	38						
				5031	38					5031	38

Page 86

Expenses

1901						1901					
Jan	11	Ash Nat Bank	122	85 00		Feb	26	Cash	123	50 00	
Feb	26	Cash	123	1208 35		Nov	"	"	130	17 35	
Mar	30	Bank	124	170 60			"	L. M. J. Cr	131	* 400 00	
	"	M. P. L. Cr	"	12 76		Dec	31	"	132	200	
	"	A. C. & S. Ry Cr	"	77 46			"	"	"	128 77	
April	17	A. N. B.	"	196 25			"	Rents	"	7 50	
	"	"	125	300 00			"	P & L	133	6594 68	
May	24	"	"	120 50							
June	3	L. M. J. Cr	126	149 85							
		"	"	270 30							
		"	127	468 40							
		"	"	179 00							
	15	A. N. B.	"	66 65							
July	30	"	128	70 60							
	"	L. M. J. Cr	"	378 54							
	"	"	"	380 72							
Sept	28	A. N. B.	129	450 00							
	"	L. M. J. Cr	"	579 22							
Oct	26	" "	130	272 65							
Nov	18	C. J. & S. J. Cr	"	87 50							
	26	L. M. J. Cr	131	978 65							
Dec	"	A. N. B.	"	25 00							
	31	L. M. J. Cr	132	360 04							
	"	"	"	716 96							
				7200 30						7200 30	
1902 Jan	6	A. N. B.	133	50 60		1902 Feb	23	L. M. J. Cr	134	200	
	22	"	134	27 00		May	9	"	136	69	
Feb	13	L. M. J. Cr	"	277 62							
Mar	8	"	"	437 97							
	15	A. N. B.	135	79 15							
April	15	L. M. J Cr	"	460 46							
May	5	A. N. B	"	60 00							
	9	L. M. J. Cr	136	990 45							
June	3	"	"	224 21							
July	3	"	137	446 88							
Aug	30	"	"	410 90							
Sept	27	"	138	636 60							
Oct	21	"	"	324 25							
		Forward to 87		44 30 09				Forward to 87		269	

Expenses

1902	Oct	21	Forwarded	p 86	4430	09	Oct	21	Forwarded		2 69
	Nov	21	L. M. I. Cr.	139	1072	64	Dec	20	L. M. I. Cr	139	100 00
	Dec	20	"	140	298	37		31	"	140	151 09
											253 78
		31	"	"	656	59		"	Cash	"	11 07
					6457	69					264 85
								"	P & L	141	6192 84
					6457	69					6457 69
1903	Jan	16	A. N. B	141	50	00	1903	Feb	16	L. M. I. Cr	142	750 00
	Feb	16	L. M. I. Cr	"	602	39		Apl	23	"	"	100 00
	Apl	23	"	142	1212	88		May	30	"	143	50 00
	May	30	"	143	535	31		June	22	"	"	65 50
	June	22	"	"	488	87		July	31	"	144	50 00
	July	31	"	144	488	29		Aug	26	"	145	50 00
	Aug	26	"	145	380	63		Sept	19	"	"	50 00
	Sept	19	"	"	765	05		Oct	17	"	146	50 00
	Oct	17	"	146	723	95		Nov	14	"	147	50 00
	Nov	3	A. N. B.	"	32	56		Dec	20	"	"	50 00
		12	L. M. I. Cr	"	326	33			31	"	148	167 10
											1432 60
	Dec	20	"	147	528	87		"	P & L	"	5460 08
		26	A. N. B	"	20	00					
		31	L. M. I. Cr	"	737	55					
					6892	68					
					6892	68					6892 68
1904	Feb	23	L. M. I. Cr	149	479	30	04	Feb	23	L. M. I. Cr	149	50 00
	Mar	26	"	150	419	56		Mar	26	"	150	50 00
		"	Asb N. Bank	"	1	00		Apl	"	"	151	50 00
	Apl	6	Adv & Inh	"	2	00			"	"	"	39 50
		16	L. M. I. Cr	151	721	10		May	16	"	152	50 00
		18	R. R. M.	"	15	00		June	15	"	153	50 00
	May	16	L. M. I. Cr	152	779	82		July	18	"	"	50 00
	June	15	"	153	601	73		Aug	18	"	154	50 00
	July	2	Adv & Inh	"	3	75		Sept	20	"	155	50 00
		18	L. M. I. Cr	154	376	36		Oct	22	"	"	78 00
	Aug	18	"	"	289	65		Nov	16	"	"	50 00
	Sept	20	"	"	393	61		Dec	17	"	156	50 00
											617 50
	Oct	22	"	155	1009	10			31	"	157	165 00
											782 50
	Nov	16	"	"	306	02		"	P & L	"	5951 96
	Dec	17	"	156	945	30					
					6343	30					
		31	"	157	391	16					
					6734	46					
					6734	46					6734 46

Expenses

1905	Mar	14	L.M.I.Co		158	699	09	1905	Mar	14	L.M.I.Co	158	10000
	Apl	17	"		159	898	22		Apl	17	"	159	5000
	May	20	"		160	129	29		May	20	"	160	5390
	June	24	"		161	539	75		June	24	"	"	5000
		"	Moffatt White		"		503		July	26	"	161	5000
	July	26	L.M.I.Co		"	344	25		Aug	25	"	162	5000
	Aug	25	"		162	311	07		Sept	20	"	"	5000
	Sept	20	"		"	184	00		"		void		
	Oct	25	"		163	784	20		Oct	25	"	163	5000
	Nov	29	"		"	499	51		Nov	29	"	164	5000
	Dec	16	"		164	31	66		Dec	16	"	"	5000
		21	Expenses		"	300	00			21	Expenses	"	300 00 / 85390
		27	C.J.&S.D.		"	800	00 / 58067			30	L.M.I.Co	165	5000 / 90390
		30	L.M.I.Co		165	751	29 / 65573			"	P&L	"	565346
						6557	36						655736
1906	Mar	8	L.M.I.Co		166	745	37	06	Mar	8	L.M.I.Co	166	5000
		24	"		167	82	08			24	"	167	5000
	Apl	24	"		168	386	85		Apl	24	"	168	5000
	May	26	"		"	692	24		May	26	"	"	5000
	June	26	"		169	634	27		June	"	"	"	5000
	July	19	"		"	2489	2 / 27893		July	19	"	169	5000 / 30000
	Aug	23	"		170	4427	1		Aug	23	"	170	5000
	Sept	15	"		"	3166	7		Sept	15	"	"	5000
	Oct	15	"		171	1239	31		Oct	15	"	171	6245
	Nov	24	"		"	465	75		Nov	24	"	"	5000
	Dec	15	"		172	392	53		Dec	15	"	172	5000
		31	"		"	8561	7 / 65028			31	"	"	26000 / 82245
										"	P&L	173	568042
						6502	87						650287
07	Feb	23	L.M.I.Co		174	478	29	07	Feb	23	L.M.I.Co	174	5000
	Mar	23	"		"	1355	34		Mar	23	"	175	5000
	"	"	Salaries		175	100	00		Apl	15	"	"	5000
	Apl	15	L.M.I.Co		176	143	47		May	13	"	176	5000
	May	13	C.J.&S.D.Co.		"	133	00		June	13	"	177	5000
		"	L.M.I.Co		177	453	92		July	5	"	178	10470
	June	"	"		"	718	70		Aug	19	"	179	5000 / 40470
	July	5	"		178	704	39				Balance Forwarded		401524
	Aug	19	"		179	332	83 / 441994						
						4419	94						441994

Expenses

1907	Aug	19	Balance Forwarded		401524	1907	Sept	6	Lll. D. Co	180	5000
	Sept	6	Lll. D. Co	180	43653		Oct	16	"	"	5715
	Oct	16	"	"	50020		Nov	2	"	181	13414
	Nov	2	Sundries	181	107037		Dec	23	A. N. B.	182	31000
	Dec	18	A. N. B.	182	5000			"	L. M. I Co	"	97176 484 6
		23	L. M. I Co	"	69470 676704			31	"	"	50000 69846
		31	"	183	85028 761732			"	P & L	183	691886
					761732						761732
08	Mar	6	L. M. I Co	184	67631	08	Mar	6	L. M. I. Co	184	5000
		18	"	"	100406			18	"	"	5000
	Apl	2	R.R.M.	"	20000		Apl	15	"	185	5055
		15	L.M.I Co	185	46717		May	16	"	186	6266
	May	16	"	186	47032		June	16	"	"	5880 27201
	June	16	"	"	69921 333707		July	20	"	187	5829
	July	20	"	187	100520		Aug	7	"	188	5412
		"	Horse Carriages etc	"	30000		Sept	12	"	189	7747
	Aug	7	L.M.I Co	188	52652		Oct	17	"	190	6033 5222
		31	A. N. Bk	"	25000		Nov	18	"	191	6113 583 35
	Sept	12	R.R.M.	189	20000		Dec	17	C. T. & S. D. Co	"	51500
			L.M.I Co	"	48345			25	L. M. I Co	192	6314
	Oct	17	"	190	63211 605435			31	"	"	2450 118599
	Nov	18	"	191	91262 697197				P & L	193	758611
	Dec	25	"	192	98989						
		31	"		81024 877210						
					877210						877210
09	Feb	27	L.M.I.Co	194	36220	09	Mar	18	A. N. B.	195	1700
	Mar	1	R.R.M.	"	20000		June	14	L.M.I Co	197	10000
		18	L. M. I Co	195	98876				Balance forward p105		536798
	Apl	7	Sundries	"	63030						
		29	R. E. T. Co	196	13210						
	May	15	L. M. I Co	"	56891 270227						
		28	R. E. T. C	197	17406						
	June	14	L.M.I Co	"	43322						
	July	6	R. E. T Co	"	18385						
		"	L. M. I Co	198	70483						
	Aug	4	R. E. T Co	"	20910 400133						
		18	L.M.I Co	199	42702						
	Sept	15	"	"	65063 548498						
					548498						548498

Fire Insurance & Liability

1894	Oct	13	Cash		63	3 00	94	Nov	30	Cash	64	35
		31	Bank		"	55 00	98	Oct	31	Sundries	99	30 00
98	Oct	31	Cash		99	10 00	99	Dec	30	P & L	110	27 65
						68 00						58 00
							1901	"	31	"	133	10 00
						68 00						68 00
1917	Oct	17	A N B		295	49 63	1917	Dec	31	P & L	298	57 63
	Nov	21	"		"	8 00						
						57 63						57 63
1918	June	6	A N B		302	56 00	1918	Dec	31	P & L	309	35 00
		13	"		304	14 00	1919	Dec	31	P & L	319	74 60
						70						109 60
1919	July	28	"	Furniture	314	30 80	1920	Nov	19	A. N. B	329	55 01
												164 61
1919	Aug	30	"	Hilton House	315	8 80		Dec	31	P & L	333	77 22
												241 83
1919	Nov	30	"	306 E Lex	318	70 00	1921	"	"	P & L	343	104 78
						179 60						346 61
1920	May	5	"	Furniture 306 E Lex	323	98 00	1922	Nov	30	A. N. B.	351	3 50
						277 60						350 11
	Sept	7	2nd Nat	Bunch	327	64 23		Dec	31	P & L	353	95 63
						341 83						445 74
1921	May	31	A N B	306 E Lex	337	40 00	1923	"	"	P & L	3	94 81
						381 83						540 55
	Sept	15	"	Bunch	340	34 78	1924	"	"	P & L	16	114 09
						416 61						
1922	July	3	"	Furniture	348	20 00				Balance		109 78
	Sept	11	"	Bunch	349	38 98						
	Dec	30	"	House	352	64 00						
						539 59						
1923	May	1	"	" + Furn.		56 00						
						595 59						
	Oct	31	"	Auto	2	38 98						
	Dec	31	"	Garage	3	26 50						
						661 07						
1924	Apl	7	"	Auto	6	17 58						
	Jan	30	"	House	7	34 00						
						712 65						
	July	18	"	Auto	10	30 37						
	Sept	12	"	"	12	21 40						
						764 42						
						764 42						764 42
1925	Jan	1	Balance			109 78	1925	Dec	31	P & L	26	110 90
										Unexpired 109.48		
	Apl	6	A. N B	Studebaker	18	24 00	1926	Dec	31	~~P & L~~	35	141 25
												252 15
	Jan	5	"	Chrysler	19	47 20				Bal to p 101		144 35
		30	"		20	16 00						
						196 98						
	Sept	9	"	Studebaker	22	21 40						
						218 38						
1926	Apl	23	"	" Golf	28	29 20						
	May	1	"	Furn House	29	56 00						
	June	4	"	Chrysler	30	45 02						
						348 60						
	Sept	16	"	Studebaker	32	21 40						
	Dec	1	"	House	34	26 50						
						396 50						
						396 50						396 50

1889 Dec

1890 Dec

1891 Dec

Salary –

1889					1889				
Dec	31	To Profit & Loss	18	822 50	Jan	31	By Low Moor I. Co.	12	7000
					Feb	28	" " " "	12	7000
					March	31	" " " "	13	7000
					April	30	" " " "	13	7000
					May	31	" " " "	14	7000
					June	30	" " " "	14	7000
					July	31	" " " "	15	7000
					Aug	31	" " " "	15	5250
					Sept	30	" " " "	16	7000
					Oct	31	" " " "	17	7000
					Nov	30	" " " "	17	7000
					Dec	31	" " " "	18	7000
				822 50					822 50
1890					1890				
Dec	31	To Profit & Loss	30	124000	Jan	11	By Low Moor I Co	18	1750
					April	1	" Ky. I. C & Mfg Co	20	17250
						30	" Do	21	7500
					May	31	" Sundries	22	12500
					June	30	" "	23	12500
					July	31	" "	24	12500
					Aug	30	" "	25	12500
					Oct	1	" "	26	12500
					Oct	31	" "	27	12500
					Dec	1	" "	28	12500
						31	" "	29	10000
				124000					124000
1891					1891				
Dec	31	To Profit & Loss	40	1875 00	Jan	12	By Bank	30	20000
						31	" Sundries	"	12500
					Feb	28	" "	32	12500
					Mar	31	" "	"	12500
					April	30	" "	33	12500
					May	30	" "	34	12500
					June	30	" A. C. & I. Ry Co	35	15000
					July	31	" "	"	15000
					Aug	31	" "	36	15000
					Sept	30	" "	38	15000
					Oct	31	" "	"	15000
					Nov	30	" "	39	15000
					Dec	31	" "	40	15000
				1875 00					1875 00

Salary

1892						1892					
Dec	31	P & L.	48	2000 00		Jan	14	Bank	41	2000 00	97 Dec
							30	A.C.& J. Ry Co	"	1500 00	
						May	31	"	44	6000 00	
										950	
						Sept	30	"	46	6000 00	
						Dec	31	"	47	4500 00	
										2000 00	
				2000 00						2000 00	
93 Dec	30	P & L	56	2200 00		93 Jan	27	Bank	49	4000 00	
						Mar	31	A.C.& J. Ry Co	51	4500 00	
						July	1	"	53	4500 00	
						Sept	30	"	55	4500 00	98 Dec
						Dec	30	"	56	4500 00	
										2200 00	
				2200 00						2200 00	
94 Dec	31	P & L	65	2300 00		94 Mar	31	A.C.& J. Ry Co	58	4500 00	
						May	17	Bank	59	5000 00	
						July	7	A.C.& J. Ry Co	60	4500 00	
						Oct	9	"	62	4500 00	
						Dec	29	"	65	4500 00	99 Dec
										2300	
				2300 00						2300 00	
95 Dec	31	P & L	75	2345 00		95 Jan	19	Bank	66	5000 00	
						Mar	30	A.C.& J. Ry Co	67	4500 00	
						June	13	Low Moor Director	69	2000	
							29	A.C.& J. Ry Co	"	4500 00	
						Sept	9	Low Moor Director	71	1000	
							30	A.C.& J. Ry Co	72	4500 00	
						Oct	5	Cash - Electric Co Dir	73	500	
						Nov	23	Low Moor Director	74	1000	
						Dec	31	A.C.& J. Ry Co	75	4500 00	
										2345	
				2345 00						2345 00	
96 Dec	31	P & L	85	2812 50		96 Jan	31	Bank	76	6000 00	
						Feb	24	Low Moor Director	77	1000	
						Mar	31	A.C.& J. Ry Co.	78	4500 00	
						June	30	"	80	5750 00	
						Aug	20	Low Moor Director	81	2000	
						Sept	30	A.C.& J. Ry Co	82	5750 00	
						Oct	31	Cash, Electric Director	83	750	
						Dec	30	A.C.& J. Ry Co	85	5750 00	
										2812 50	
				2812 50						2812 50	

Salaries

97 Dec 31	P & L	92	4069 88	97 Jan	30	Bank	86	800 00	
				Feby	27	Cash	"	20 00	
				Mar	31	A.C.& I Ry Co	87	575 00	
				April	30	" "	88	191 60	
				July	31	Bank Norton Director	89	30 00	
				Sept	30	Cash Lowdlow "	"	20 00	
				Dec	31	Bank	91	900 00	
					"	A.C.& I Ry Co	92	1533 28	
								4069 88	
			4069 88					4069 88	
98 Dec 31	P & L	101	2369 92	98 Feb	28	Bank Direc	93	10 00	
					"	Cash "	"	20 00	
				Mar	31	A.C.& I. Ry Co	94	574 98	
				July	30	Norton D. - Bank	97	20 00	
				Aug	31	Cash. Direct	"	20 00	
				Dec	31	A.C.& I. Ry Co	100	1724 94	
								2369 92	
			2369 92					2369 92	
99 Dec 30	P & L	110	3874 90	99 Jan	31	Bank	101	1000 00	
					"	" Director	"	25 00	
				Apl	1	A.C.& I Ry	103	574 98	
				May	31	Bank Director	104	20 00	
				Aug	31	Cash "	106	10 00	
				Oct	31	Bank Steel Co & Stock	107	259 99	
				Nov	30	" "	109	10 00	
				Dec	30	" Steel Co	110	249 99	
					"	A.C.& I. Ry	"	1724 94	
								3874 90	
			3874 90					3874 90	
				1900 Jan	5	Bank	111	100000	
				Feb	28	Cash Director	112	20 00	
				Apl	6	C. I. & D	113	301 07	
					7	Bank	"	250 00	
					"	A.C.& I. Ry Co	114	574 98	
				May	3	C. I. & D. Co.	"	33333	
					31	Sundries	115	41667	
				July	2	C. I. & D Co	116	41667	
					31	Bank	117	25003	
					"	" Director	"	1500	
				Aug	31	Cash "	118	2000	
				Oct	31	Bank "	119	500	
								360275	
						Forward to 94		360275	

Salaries

1900 Dec	31	P & L	122	6487	75	1900 Oct	31	Forwarded p 93		3602	75	1903 Dec
						Dec	31	Bank Director	120	10	00	
							"	G. P. L. Co	121	2500	00	
							"	A. C. & I. Ry	"	375	00	
										6487	75	
				6487	75					6487	75	
1901 Dec	31	P & L	133	9848	33	1901 Jan	11	Ash. Natl. Bank	122	1500	00	
						Feb	26	Cash Director	123	10	00	
						June	3	L. M. I. Co	126	2499	99	
							15	" Director	127	5	00	
						July	30	"	128	833	34	1904 Dec
								"	"	833	34	
						Sept	28	"	129	833	33	
						Oct	26	"	130	833	33	
						Nov	26	"	131	833	33	
										8181	66	
						Dec	31	"	132	833	33	
							"	"	"	833	34	
										9848	33	
				9848	33					9848	33	
1902 Dec	31	P & L	141	21500	00	1901 Jan	6	C. T. & S. D. Co	133	1500	00	
						Feb	13	L. M. I. Co	134	833	33	
						Mar	8	"	"	833	33	
							"	" Stock	"	10000	00	
						Apl	15	"	135	833	34	
						May	9	"	136	833	33	
						June	3	"	"	833	33	
						July	3	"	137	833	34	1905 Dec
						Aug	30	"	"	833	33	
						Sept	27	"	"	833	33	
						Oct	21	"	138	833	34	
						Nov	21	"	139	833	33	
						Dec	20	"	"	833	33	
						"	31	"	140	833	34	
				21500	00					21500	00	
						1903 Jany	1	C. T. & S. D. Co	141	1500	00	
						Feb	16	L. M. I. Co	142	833	33	
						Apl	23	"	"	1666	67	
						May	30	"	143	833	33	
						June	22	"	"	833	33	
						July	10	"	144	10000	00	
										15666	66	
										15666	66	

Salaries

1903 Dec	31	P & L	148	21500	00	1903 July		Brought Forward	15666666
							31	L. M. I. Cr.	144	83334
						Aug	26	"	145	83333
						Sept	19	"	"	83333
						Oct	17	"	146	83334
						Nov	14	"	147	83333
						Dec	20	"	"	83333
							31	"	148	83334
				21500	00					21500000
1904 Dec	31	P & L	157	21500	00	1904 Jan	12	Asb. Bank	149	1500000
						Feb	23	L. M. I. Cr.	"	83333
						Mar	26	"	150	83333
						Apl	16	" Stock	151	10000000
								"	"	83334
						May	16	"	152	83333
						June	15	"	153	83333
						July	18	"	"	83334
						Aug	18	"	154	83333
						Sept	20	"	155	83333
						Oct	22	"	"	83334
						Nov	16	"	"	83333
						Dec	17	"	156	83333
							31	"	157	83334
				21500	00					21500000
1905 Dec	31	P & L	165	21500	00	1905 Jan	3	Bell Tel Stock	158	1500000
						Mar	14	Bell T Co	"	166666
						Apl	4	" Stock	159	10000000
							17	"	"	83334
						May	20	"	160	83333
						June	24	"	"	83333
						July	26	"	161	83334
						Aug	25	"	162	83333
						Sept	20	"	"	83333
						Oct	25	"	163	83334
						Nov	29	"	164	83333
						Dec	16	"	"	83333
							30	"	165	83334
				21500	00					21500000

Salaries

1906	Dec	31	P & L	173	2150000	1906	Jan	2	Nat. N. Bk	165	150000	1908 Dec
							Mar	8	L. M. I. Co	166	83333	
								16	" Stock	"	1000000	
								24	"	167	83333	
							Apl	24	"	168	83334	
							May	26	"	"	83333	
							June	26	"	"	83333	
							July	19	"	169	83334	
							Aug	23	"	170	83333	
							Sept	15	"	"	83333	
							Oct	15	"	171	83334	
							Nov	24	"	"	83333	
							Dec	15	"	172	83333	
								31	"	"	83334	
											2150000	
					2150000						2150000	
1907	Dec	31	P & L	183	1250000	07	Jan	6	A. N. B.	173	150000	
							Feb	23	L. M. I. Co	174	83333	
							Mar	23	"	175	83333	
								"	Expenses	"	100000	
							Apil	1	C. T. & S. D. Co	"	100000	
								15	L M I Co	"	83334	
							May	3	C. T & S. D. Co	176	100000	
								13	L. M I Co	"	83333	
							June	3	C. T & S D Co	177	100000	
								13	L M I Co	"	83333	
							July	5	C. T. & S. D Co	"	100000	
									L M I Co	178	83334	
											700000	
							Aug	2	C. T. & S. D Co	179	100000	
								19	L M I Co	"	83333	
							Sept	6	C. T & S D Co	180	100000	
								"	L. M. I. Co	"	83333	
							Oct	3	C. T & S D Co	"	100000	
								16	L. M. I. Co	"	83334	
							Nov	2	C. T & S. D Co	181	100000	
								"	L. M I Co	"	83333	
							Dec	4	C. T. & S D Co	"	100000	
								23	L M I Co	182	83333	
								31	"	"	83334	
											1250000	
					1250000						1250000	

Salaries

1908 Dec	31	P & L		192	1300000	1908 Jan	4	C. T. & S. D. Co	183	100000
							10	A. N. B	184	1800000
						Mar	6	C. T. & S. D. Co	"	200000
							"	L. M. I Co	"	83333
							18	"	"	83333
						Apl	2	C. T. & S. D. Co	185	100000
							15	L M I Co	"	83334
						May	4	C T & S D Co	"	100000
							16	L. M I Co	186	83333
						June	2	C. T & S. D Co	"	100000
							16	L. M. I. Co	"	83333
						July	2	C. T & S. D. Co	187	100000
							20	L. M. I Co	"	83334
						Aug	7	C. T & S D Co	188	100000
							"	L M I Co	"	83333
						Sept	2	C. T & S D Co	189	100000
							12	L M I Co	"	83333
						Oct	3	C. T & S D Co	"	100000
							17	L M I Co	190	83334
						Nov	3	C. T & S D Co	"	100000
							18	L. M. I Co	191	83333
						Dec	2	C. T. & S. D. Co	"	100000
							25	L. M. I Co	192	83333
							31	"	"	83334
					1300000					1300000
					1300000					1300000
						1909 Jan	24	C. T. & S. D. Co	193	100000
							4	A. N. B	"	1500000
						Feb	27	L. M. I Co	194	83333
								C. T & S. D Co	"	100000
						Mar	1	"	"	100000
							18	L M I Co	195	83333
						Apl	2	C. T & S D Co	"	100000
							7	L. M I Co	196	83334
						May	3	C T & S D	"	100000
							15	L. M I Co	"	83333
						Jun	2	C. T & S D	197	100000
							14	L M I Co	"	83333
						July	6	"	"	83334
										7100000
										7100000

Salaries

1909	Dec	31	P & L		202	12100 00	09 July	6	Bert Howard	97	7100 00	1912	Dec
							Aug	18	L. M. I Co	199	83333		
							Sept	15	"	"	83333		
							Oct	15	"	200	83334		
							Nov	15	"	201	83333		
							Dec	15	"	"	83333		
								31	"	202	83334		
						12100 00					12100000		
1910	Dec	31	P & L		214	11500 00	1910 Jan	8	A N B	203	1500 00		
							Feb	22	L. M. I Co.	204	83333		
							Mar	15	"	"	83333		
							Apl	15	"	206	83334		
							May	16	"	208	83333		
							June	15	"	"	83333		
							July	16	"	209	83334	1913	D
							Aug	20	"	"	83333		
							Sept	16	"	210	83333		
							Oct	21	"	211	83334		
							Nov	15	"	212	83333		
							Dec	15	"	"	83333		
								31	"	213	83334		
						11500 00					11500000		
1911	Dec	30	P & L			10600 00	1911 Jan	3	A. N. B	214	1600 00		
							Mar	4	L M I Co	215	83333		
								21	"	216	83333		
							Apl	14	"	"	83334		
							May	15	"	217	83333		
							June	14	"	218	83333		
							July	20	"	219	83334	1914	D
							Aug	15	"	220	66666		
							Sept	15	"	"	66667		
							Oct	16	"	222	66667		
							Nov	15	"	223	66666		
							Dec	15	"	224	66666		
							"	30	"	225	66668		
						10600 00					10600000		

Salaries

1912 Dec	31	P & L	239	960000	1912 Jan	1	C, T & S N Cr	226	160000
					Feb	17	L. M. I Cr	227	66666
					Mar	16	"	"	66667
					Apl	25	"	229	66667
					May	15	"	"	66666
					Jun	24	"	230	66667
					July	15	"	231	66667
					Aug	13	"	232	66666
					Sept	16	"	233	66667
					Oct	12	"	234	66667
					Nov	15	"	235	66666
					Dec	16	"	237	66667
						31	"	238	66667
									960000
				960000					960000
1913 Dec	31	P & L	253	903333	1913 Jan	2	C, T & S N	239	170000
					Feb	28	L. M. I Cr	240	66666
					Mar	17	"	241	66667 3033333
					Apl	16	"	242	66667
					May	15	"	243	66666
					Jun	18	"	245	66667
					July	16	"	248	66667
					Aug	15	"	249	66666
					Sept	17	"	"	33334
					Oct	15	"	250	33333
					Nov	18	"	251	66667
					Dec	20	"	252	66667
		For Income Tax 6.000 141667				31	"	"	66666
									903333
				903333					903333
1914 Dec	31	P & L	262	870000	1914 Jan	10	C, T & S N Cr	253	170000
					Feb	21	L. M. I Cr	254	66667
					Mar	16	"	255	66667
					Apl	"	"	256	66666
					May	15	"	"	66667
					Jun	15	"	257	66667
					July	13	"	258	66666
					Aug	20	"	259	66667
					Sept	15	"	"	66667
					Oct	19	"	260	66666
					Nov	20	"	"	33333
					Dec	17	"	261	33337
						31	"	262	33337
									870000
				870000					

The Phoenix Mutual Life Insurance Co of Hartford Conn

1896													
June	16	Bank's	80	150	75	1915 July	3	C. T. & L. Co	267	1	10		
97 May	31	"	88	133	95	1920 Aug	28	M. M. & Co	326	3000	00		
98 June	30	"	96	132 17	95 65			Balance		9120	00		
99 June	30	"	105	131 549	85 50								
1900 June	15	"	116	131	15								
Aug	28	Sundries	118	3033 3714	76 41								
1901 June	3	Banks	126	132 3946	45 86								
1902 July	3	L. M. I. Co	137	131 3978	95 81								
1903 July	31	"	144	131 4110	45 26								
1904 July	18	"	154	130 4241	95 21								
1905 July	26	"	161	130 4371	40 61								
1906 July	19	"	169	129 4501	80 41								
1907 July	5	"	178	129 4630	25 66								
1908 July	20	"	187	128 4759	60 26								
1909 July	6	"	198	128 4887	00 26								
1910 July	16	"	209	127 5014	30 56								
1911 July	20	"	219	125 5139	00 56								
1912 June	3	A. N. B	230	124 5263	25 81								
1913 June	20	C. T. & S. B	246	123 5387	55 36								
1914 June	1	A. N. B	257	122 5510	75 11								
1915 Apl	23	C T & L B	266	122 5632	75 86								
1920 Sept	30	Prem & Divd	328	6488	24								
				12121	10							12121	10
1920 Sept 30 Paid in full		Policy # 140896 dated June 12th 1896		5000	00								
		Policy # 17027 dated Aug 20th 1900		4120 9120	00 00								

Less 1.10
5631.76
2631.76

Life Insurance - Equitable -

Policy Surrendered for cash 1910 —

1890

Oct 25	To Bills Payable Equi	27	184 00		
91 Sept 29	" Bank Equitable	38	161 50 / 345 50		
92 Oct 31	" " "	46	161 50 / 507 00		
93 Oct 31	" " "	55	161 50 / 668 50		
94 Oct 13	" " "	63	161 50 / 830 00		
95 Oct 31	" " "	73	161 50 / 991 50		
96 Oct 31	" " "	83	161 50 / 1153 00		
97 Oct 30	" " "	90	161 50		
98 Oct 13	" " "	98	161 50 / 1476 00		
99 Oct 31	" " "	108	161 50 / 1637 50		
1900 Oct 31	" " "	119	161 50 / 1799 00		
1901 Oct 26	" " "	130	161 50 / 1960 50		
1902 Oct 21	" " "	138	161 50 / 2122 00		
1903 Oct 9	" " "	146	161 50 / 2283 50		
1904 Nov 16	" " "	155	161 50 / 2445 00		
1905 Oct 25	" " "	163	161 50 / 2606 50		
1906 Oct 20	" " "	171	161 50 / 2768 00		
1907 Nov 2	" " "	181	161 50 / 2929 50		
1908 Nov 18	" L.M.I Co "	191	161 50 / 3091 00		
1909 Oct 21	" Bank "	200	161 50 / 3252 50		
			3252 50		3252 50

1891

Nov 28	By Bank Equi	28	22 50		
1910 Nov 22	White Mld & Co	212	2915 50		
"	P & L	"	314 20		

Insurance Fire & Liability

1926 Dec 31	Bal fwd p 90		144 35		
1927 Mar 23	AR B	40	52 85		
Jan 6	"	41	76 83		
28	"	42	15 13 / 289 16		
Dec 3	"	45	45 00 / 334 16		
			334 16		334 16

1927

Feb 16	AR B	36	8 77 / 13 22		
1927 Dec 31	P & L	47	170 89 / 179 61		
	Balance		154 50		

1928 Jan 1	Balance		154 50		
10	AR B	48	1000		
Mar 21	"	50	4600		
Apl 5	"	"	5068		
Jan 23	"	51	1513 / 2763 1		
July 2	"	53	1800 / 2943 1		
			2943 1		2943 1

1928

Apl 9	2nd Nat	49	3 86		
Mar 24	AR B	50	2 25 / 6 11		
Dec 31	P & L	61	300 92		
	Balance		87 28		

1929 Jan 1	Balance		87 28		
Mar 20	AR B	63	1000		
"	"	64	45 00 / 142 28		
	To p 104		142 28		

Policy No. 460217, for $5000. at death plus additions from dividends
2538. Dec 28-1925

The Northwestern Mutual Life Insurance Co
of Milwaukee, Wis

Premium due July 24th each year

1900	July	31	Bank	117	144	00
1901	July	30	"	128	144	00
1902	Aug	30	L. N. D. Co	137	144 432	00 00
1903	Aug	26	"	145	144 576	00
1904	Aug	18	"	154	144 720	00
1905	Aug	25	"	162	144 864	00
1906	Aug	23	"	170	144 1008	00
1907	Aug	19	"	179	144 1152	00
1908	Aug	7	"	188	144 1296	00
1909	July	19	A. N. B.	198	144 1440	00
1910	Aug	20	L. N. Co	210	144 1584	00
1911	Aug	15	"	220	144 1728	00
1912	July	15	C, T & S D	231	144 1872	00
1913	July	12	A. N. B	247	144 2016	00
1914	July	13	"	258	144 2160	00
1915	July	7	C T & D D	268	144 2304	06
1916	July	10	"	279	144 2448	00
1917	"	13	A. N. B	292	144 2592	00
1918	July	24	"	304	144 2736	00
1919	July	28	C T Co	314	144 2880	00
1920	"	12	"	324	144 3024	00
1921	"	18	A. N. B	339	144 3168	00
1922	"	3	"	348	144 3312	00
1923	June	27	C T Co	360	144 3456	00
1924	July	1	A. N. B.	10	144 3600	00
1925	June	30	"	20	144 3744	00
1926	June	29	"	31	144 3888	00
"	"	"	P & D	"	1747 5635	54 54
1927	June	28	A N B	42	144 5779	00 54
1928	"	30	"	51	144 5923	00 54
1929	July		"	71	144 6067	00 54
1930	July	1	"	92	144 6211	00 54
1931	July	6	"	108	144 6355	00 54
1932	July	6	2nd	119	144 6499	00 54
1933	Aug	21	"	130	144 6643	00 54
1934	July	10	"	139	144 6787	00 54
1935	"	"	4	151	144 6931	00 54
1936	"	6	"	160	144 7075	00 54
1937	Jan	1	To page 103			

The Mutual Life Insurance Co of New York

1904	May	16	L. M. I. Co	152	500 00	1915 May 30	Pd L	160	500 00

Sun Life Insurance Co of Canada

1905	Mar	18	C. T. & S. I. Co	158	705 50
1906	Apl	24	L. M. I. Co	168	1085 00 1790 50
1907	Apl	15	"	176	1085 00 2875 50
1908	Apl	15	"	185	1085 00 3960 50
1909	Mar	22	A. & B.	195	1085 00 5045 50
1910	Mar	24	C. T. & S. I. Co	205	1085 00 6130 50
1911	Apl	14	L. M. I. Co	216	1085 00 7215 50
1912	Apl	25	"	229	1085 00 8300 50
1913	Apl	16	A. & B.	242	1085 00 9385 50
1914	Mar	31	A. & B.	255	1085 00 10470 50
1915	Apl	2	C. T. & S. I.	265	1085 00 11555 50
1916	Apl	26	New policy Pol. # 328099 — Total Payable at death	277	1945 0 11750 00

The North western Mutual Life Insurance Co

1937	Jan	1	Fwd'd p 102		7075 54
	June	23	2nd Yearly	169	1440 00 7219 54
1938	July	5	" "	181	1440 00 7363 54
1939	"	12	" "	188	1440 00 7507 54

Furniture

1918	Jan	1	Balance from p 7			304 51	1918	Dec	31	P & L	309	209 22
		31	A. W. B		299	59 60	1920	"	"	from 30 Bal 1478.52	333	3750
	Mar	2	"		300	120 00	1922	"	"	"	353	7852
	Apl	5	"		301	225 11	1923	"	"	Dec 31 Bal 1537.00	3	400 00
1920	Aug	28	AWB		326	137 50	1926	"	"	P & L	35	537 00
1922	May	27	"		347	878 52	1927	"	"	"	47	500 00
1926	Oct	1	"		32	350 00						
	Nov	3	"		"	187 00				Bal 500.00		

Insurance Fire & Liability

1929	Mar	30	From p 101			142 28	1929	Sept	15	AWB	72	364
	Apl	30	AWB		64	57 75		Oct	7	"	73	104
	May		"		66	63 00		Dec	31	P & L	82	20731
	Jun		"		70	151 3				Balance		153 00
	Oct		"		75	43 75						
	Nov		"		78	28 08				Bal 260.31		
	Dec	31	"		82	15 00						
						364 99						364 99
1930	Jan	1	Balance			153 00	1930	Dec	31	P & L	99	261 62
	Mar	17	AWB		85	44 36				Balance		18400
	Apl	4	"		86	42 36						
	June		"		91	69 88						
	July		"		92	35 31						
	Sept		"		93	16 50				Estimate 261.62		
	Oct	16	"		95	41 81				Bal 184.00		
	Nov	29	"		96	42 40						
						445 62						445 62
1931	Jan	1	Balance			184 00						
		8	AWB		101	15 00						
	Mar	20	"		153	27 54						

Forward to p 205

Ex penses.

1909 Sepr	15	Forwarded f 89		53 67 98	1909 Dec	15	L. M. I. Co	201	100 00		
	25	R. E. T. Co	199	635 00		30	C. T + S D Co	202	315 00		
	"	"	"	100 00		31	P + L	"	9612 94		
Oct	15	L. M. I Co	200	8929 96							
Nov	15	"	201	9502 6							
Dec	15	"	"	11240 0							
	24	Sundries	202	1600 0							
	31	L. M. I. Co	"	7977 4							
				100279 4						100279 4	
1910 Jan	12	L. M. I Co	203	7458	Apl	15	L. M I Co	206	500		
Feb	22	"	204	7871 1	June	15	"	208	118 75		
	"	R. E. T. Co.	"	6921 9	Sepr	16	"	210	2399		
Mar	15	L. M I Co	"	8710 9	Oct	21	M. D. M. Co	211	2500		
Apl	15	"	206	5124 5	Dec	31	L. M. I Co	213	10535		
May	16	"	207	6304 9	"	"	P + L	214	10302 80		
June	15	"	208	7394 9							
	"	R. E T Co	"	3182 7							
July	16	L. M I Co	209	7865 0							
	30	A. N. B	"	400							
Aug	20	L. M. I Co	210	6013 6							
Sepr	16	"	"	6685 7							
Oct	21	"	211	8372 9							
	"	R. E. T. Co	211	7350 0							
Nov	15	L. M. I Co	212	4851 5							
Dec	"	"	"	9599 7							
	27	Sundries	213	2500							
	31	R. E T Co	"	5900							
	"	L. M. I Co	"	7933 8							
				105808 9						105808 9	
1911 Mar	4	L. M. I Co	215	5490 2	1911 Jan	27	N. N. B.	215	2550		
	"	R. E. T. Co	"	8252 0			[illegible]	"	[illegible]		
	21	L. M I Co	216	10752 2	"	"	[illegible]	"	[illegible]		
Apl	14	L. M. I Co	"	4656 4			[illegible]	[illegible]	[illegible]		
	24	N. N. B	217	400	July	20	L. M. I Co	219	11661		
May	1	R. E T Co	"	9500			Balance Forward		47202 4		
	15	L. M. I. Co	"	7464 5							
June	14	"	218	5017 1							
July	20	"	219	6001 1							
				48623 5						48623 5	

Expenses

1911 July	20	Bal Forward p105		472024
	26	A. N.B.	219	3000
Aug	15	L. M. I Co	220	41638
Sept	15	"	"	47847
	22	R. E. T. Co	221	18024
	28	A. N.B.	"	400
Oct	12	R. E. T. Co	"	30000
	19	L. M. I Co	222	70648
	20	"	"	800
Nov	2	R. E T Co	"	780000
	15	L. M I Co	223	58560
	"	R. E T Co	"	67225
Dec	15	L. M. I Co	224	61996
	21	A N B	"	1000
	26	C, T + S D Co	"	1500
	"	R. E. T Co	225	2250
	30	L. M. I Co	"	60496
				1015408
1912 Feb	17	L. M. I Co	227	39633
	22	R. E. T Co	"	64450
Mar	16	L. M. I Co	"	42060
	"	R. E T Co	228	17100
Apl	25	L. M. I Co	229	70695
May	15	"	"	55184
		R E T Co	"	24220
June	20	L. M. I Co	230	49450
July	15	"	231	48849
Aug	13	A. N. B	"	5000
	"	L. M. I Co	"	63954
	"	R. E T Co	"	9800
Sept	16	L. M. I Co	233	82650
		A N B	"	400
	25	R. E T Co	"	55000
Oct	12	L M I Co	234	116053
Nov	15	"	235	34966
Dec	16	"	237	55806
	24	Sundries	238	38875
	31	L. M. I Co	239	54402
				879047

1911 Aug	7	C, T + S D Co	219	2400
Dec	22	"	224	1500
	30	L. M. I Co	225	100000
	"	P + L	"	1013908
				1015408
1912 Feb	16	C, T + S D Co	227	2450
July	15	L. M. I Co	231	100000
Aug	31	A. N.B	"	2450
Dec	16	L. M. I Co	237	100000
	31	"	238	7873
	"	P + L	234	846274
				879047

1913 Jan Feb Mar Apl May June July Aug Sept Oct Nov Dec

1914 Jan Feb Mar

Expenses

1913 Jan	24	R.E.T.Cr	240	100 00	1913 Mar	31	R R M	241	46 81		
Feb	28	L.M.I Cr	"	1701 61	Apl	16	A.N.B	243	50 00		
Mar	17	"	241	846	June	20	"	246	24 50		
	31	C.T.+S.D Cr	242	5000	July	16	L.M.I Cr	248	10000		
Apl	16	L.M.I Cr	"	57292	Aug	15	"	249	11835		
	"	R.E.T.Cr	243	16500	Nov	18	A.N.B	251	2450		
May	16	L.M.I Cr	244	44320	Dec	20	L.M.I Cr	252	10000		
	27	Sundries	245	11750		31	"	"	4859		
June	18	L.M.I Cr	"	59795		"	Profits+Loss	253	847909		
	"	Sundries	"	14000							
July	16	L.M.I Cr	248	84460							
Aug	1	R.E.T.Cr	"	15536							
	15	L.M.I Cr	249	43918							
Sept	17	"	"	40140							
	29	R.E.T.Cr	250	97000							
Oct	15	L.M.I Cr	"	45702							
Nov	18	"	251	50197							
Dec	4	R.E.T.Cr	"	10000							
	20	L.M.I Cr	252	38783							
	26	Sundries	"	18000							
	31	L.M.D.Cr	253	65784							
				899184						899184	
1914 Jan	17	R.E.T.Cr	254	109678	1914 Apl	30	C.T+S.D	256	1500		
Feb	21	L.M.D.Cr	"	39557	July	13	L.M.D.Cr	258	10000		
Mar	14	A.N.B	"	2500	Sept	15	C.T+S.D	259	2450		
	16	R.E.T.Cr	255	19000	Nov	10	A.N.B	260	2450		
	"	L.M.D.Cr	"	38804		20	L.M.D.Cr	"	7595		
Apl	"	"	256	44738							
May	15	"	257	58537							
June	1	R.E.T.Cr	"	20000							
	15	L.M.D.Cr	"	69894							
July	13	"	258	56944							
Aug	20	"	259	55821							
	"	Sundries	"	5400							
Sept	15	L.M.D.Cr	"	53198							
Oct	19	R.E.T.Cr	"	105500							
		L.M.D.Cr	260	83553							
Nov	20	"	"	48432			Balance forward			787581	
				811556						811556	

Expenses

1914					1914				
Nov	20	Balance forward	107	787568	Dec	11	A. N. B	261	5918
Dec	12	R. E. T Cr	260	33500		26	"	"	6500
	17	L. M. I Cr	261	35011		31	L. M. I Cr	262	5000
	23	Sundries	"	3000		"	P & L	"	928807
	31	L. M. I Cr	262	67153					
		R. R. Means	"	20000					
				946725					946225
1915 Jan	11	R. E. T Cr	263	95000	1915 Jan	2	C. T & S D	263	500
		A. N. B.	"	50000	Feb	10	Divd		
Jan	12	Dividends	"	6000	July	3	L M I Cr	268	916
Feb	10	L. M. I Cr	264	29426	Aug	28	A N B	"	12416
Mar	17	"	"	36706	Nov	3	"	270	2450
Apl	15	"	266	62051		5	R. E. T Cr	"	101000
	19	R. E. T Cr	"	87640	Dec	31	C. T & S D	273	6000
	28	"	"	2500			P & L	274	786552
	29	A. N. B	267	400000					
	"	L. M. I Cr	"	44407					
July	3	"	"	10777					
	"	C. T & S D	268	500000					
	7	R. E. T Cr	"	18500					
Aug	28	Sundries	269	76552					
Sept	27	"	"	187974					
Nov	3	"	270	577750					
Dec	1	"	"	36700					
	31	A N B	273	4000					
	"	R. E. T. Cr	"	40201					
				4098334					909834
1916 Jan	25	Sundries	275	161108	1916 Apl	28	R. E. T Cr	276	3000
Apl	28	A. N. B.	"	7625	May	3	Expenses A N B	277	1500
	"	A. N. B. Stock	276	100000		13	R. R. Co	"	12500
	"	Dividends	"	27675	Jun	2	R. E. T Cr	278	400
	"	Sundries	"	205781	July	3	Automobile	279	13817
May	13	A. N. B	277	30000					
	31	"	"	5000					
Jun	2	Cash	278	305000					
	"	R. E. T Cr	"	8350					
July	3	A. N. B.	279	114145					
Aug	2	Sundries	"	69560					
				669744					31217

Expenses

1916 Aug	2	Forwarded 108		6697	44
Sept	2	A. NB	279	33639	
	"	A. F. B. Co Stock	280	20000	
Oct	16	Sundries	281	14684	
Nov	17	"	282	30700	
Dec	2	"	283	34634	
	18	R. E. T. Co	284	346	
	30	A. N. B	"	62729	
	"	R. E. T. Co	"	1150	
	"	A N. B	285	1600	
				100007	26
				100007	26
1917 Feb	2	Sund	286	93092	
		R. E. T. Co	"	61069	
Mar	28	A. NB	"	149610	
Apl	30	Sundr	289	90627	
May	30	Mtge Co	"	40	
Jun	2	ANB	290	84841	
	26	"	"	5225	
		Mtge Co	"	10000	
July	2	R E T Co	291	9500	
Aug	2	A NB	292	96483	
		Rents	"	3800	
	25	A NB	"	44260	
	31	"	"	10000	
Oct	1	"	294	116740	
Nov	1	"	295	44589	
	21	"	"	78924	
	27	2nd	296	3700	
	30	R Rm	"	10000	
Dec	31	Sundr	297	88519	
	"	Rents	"	3600	
	"	U. S. Bonds	"	20000	
				1024919	
				1024919	
1918 Jan	31	ANB	299	110893	
Feb	25	Salaries	300	3000	
Mar	2	Sundr	"	64397	
Apl	5	"	"	120713	
	"	A NB	301	1500	
				390503	

1916 Aug	2	Forwarded		312	17
Sept	2	R. E. T Co	280	400	
Oct	2	R Rm	281	2500	
Nov	2	A. N. B	"	1500	
Dec	30	C, T & S. N Co	284	2000	
		R R. Rm	"	17325	
		P & L	285	94578	4
				100007	26
1917 Jan	22	C, T & N	285	966	
Feb	2	Sundr			
Mar	28	A N B	286	1000	
	31	R Rm	288	17203	
Apl	30	S. C. R	289	1000	
Jun	2	Int #3	290	2922	
Dec	31	ANB	298	3000	
		P & L	"	99928	
				1024919	

Expenses

1918		Forwarded f 109		3995 03	1918 Dec 31	P & L	309	10048 24			
May	6	Sundries	301	1190 04							
	27	A NB	"	459 24							
	31	C T Cr	302	100 00							
June	6	A NB	"	1450 00							
		M. B & T Cr	"	1500 00							
	21	C & Cr	303	5000 00							
July	1	Rents	"	27 00							
	27	Sundr	"	880 87							
	"	A NB	304	7000 00							
Sept	9	Sundries	"	1490 9							
Oct	4	A NB	306	1704 08							
	"	Rents	"	27 00							
Nov	30	Sundr	307	977 64							
Dec	31	"	308	5332 5							
				10048 24							
				10048 24						10048 24	
1919 Jan	31	A. N. B	310	4345 35	1919 Aug	30	A. N. B	315	51 00		
		Salaries	"	10 00	Sept	30	Sundr	316	4 [illegible] 94		
Feb	28	A. N B	"	781 95	Oct	31	Mrs Sec	317	96 40		
Mar	31	Sundr	311	659 04	Dec	31	Johnson Co	319	3200		
Apl	30	"	312	6133 3		"	P & L	"	11199 74		
May	31	C T Cr	"	473 51							
		Sundr	313	673 45							
June	30	"	314	1176 73							
July	28	Salaries	"	10 00							
	29	Sundr	315	876 85							
Aug	30	"	"	1210 30							
Sept	30	[illegible]	316	300 00							
	"	A. N. B	"	1103 16							
		Rents		27 00							
Oct	31	Sundr	"	1155 34							
Nov	30	A NB	318	507 64							
Dec	18	2nd Nat	"	258 10							
	31	Sundr	"	37 00							
	"	C T Cr	319	150 00							
	"	A NB	"	1364 33							
				11822 08						11822 08	
				11822 08							

See page 117

The Law Moor Iron Co of Va.

1901						1901					
Mar	30	Sundries	123	1156	84	June	3	Sundries	126	630	33
April	6	"	124	963	08			"	"	860	64
May	4	Dividends	125	53	50			"	127	661	83
	6	Rents	"	56	25			Cash	"	65	00
June	3	"	126	45	00	July	30	Sundries	128	650	84
		Salaries	"	249	99			"	"	430	72
	15	" A.S.Co	"	5	00	Sept	28	"	129	607	92
	20	Dividends	"	138	00	Oct	26	Expenses	130	272	65
July	30	Sundries	128	1877	68	Nov	"	"	131	978	65
Sept	28	"	129	978	33	Dec	31	"	132	360	04
Oct	26	"	130	1116	33		"	Sundries	"	3461	96
Nov	26	"	131	1278	33			Balance		349	19
Dec	31	"	132	1055	33						
	"	"	"	1248	11						
				12471	77					12471	77
1902 Jan	1	Balance down		3491	19	1902 Feb	13	Expenses	134	277	62
Feb	13	Sundries	134	922	83	Mar	8	Sundries	"	1437	97
Mar	8	"	"	963	33	Apl	15	Expenses	135	464	46
Apl	15	"	135	1216	00	May	9	Sundries	136	3270	45
May	9	"	136	6351	52	June	3	"	"	224	21
June	3	"	"	1973	33	July	3	"	137	2578	83
July	3	"	137	1377	47	Aug	30	"	"	554	90
Aug	30	"	"	1115	83	Sept	27	"	138	765	01
Sept	27	"	"	1022	31	Oct	21	"	"	324	25
Oct	21	"	138	1307	84	Nov	"	"	139	1087	64
Nov	21	"	139	1020	83	Dec	20	"	140	578	25
Dec	20	"	"	1033	33		31	"	"	3656	59
"	31	"	140	1410	95			Balance		7986	58
				23206	76					23206	76
1903 Jan	1	Balance down		7986	58	1903 Feb	16	Expenses	141	602	39
Feb	16	Sundries	142	1820	83	Apl	23	"	142	1212	88
Apl	23	"	"	1993	33	May	30	"	143	535	31
May	30	"	143	1120	83	June	22	"	"	488	87
June	22	"	"	973	83	July	31	Sundries	144	3619	74
July	31	"	144	1111	22	Aug	26	"	145	524	63
Aug	26	"	145	1065	83	Sept	19	"	145	765	05
Sept	19	"	"	1033	33	Oct	17	Expenses	146	723	95
Oct	17	"	146	969	34			Balance to p 112		9602	30
				18075	12					18075	12

The Low Moor Iron Co of Va

1903							1903							
Oct	17	Bal. from p 111			960230		Nov	12	Expenses	146		32633		1906 May
Nov	14	Sundries	147		102083		Dec	20	Sundries	147		72737		June
Dec	20	"	"		93333			31	"	"		373755		July
	31	"	"		148599							479125		Aug
					1304295				Balance down			825120		Sept
					1304715							1304245		Oct
1904	Jan	1	Balance			825120	1904	Feb	23	Expenses	149		47930	Nov
	Feb	23	Sundries	149		102083		Mar	26	"	150		41956	Dec
	Mar	26	"	150		103333		Apl	16	"	151		72110	
	Apl	16	"	151		97284		May	16	Sundries	152		127982	
	May	16	"	152		114763		June	15	"	153		105173	
	June	15	"	153		133333		July	18	"	154		354749	
	July	18	"	"		108934		Aug	18	"	"		43365	1907 Jan
	Aug	18	"	154		98583		Sept	20	Expenses	"		39361	Feb
	Sept	20	"	155		98333		Oct	22	"	155		100910	Mar
	Oct	22	"	"		91134		Nov	16	Sundries	"		46752	Apl
	Nov	16	"	"		99583		Dec	17	"	156		117430	May
	Dec	17	"	156		92433			31	"	157		339116	June
		31	"	157		138054							1436834	July
						2102970				Balance			666136	
						5954 4							2102970	
1905	Jan	1	Balance			666136							5544 4	
	Mar	14	Sundries	158		195416	1905	Mar	14	Sundries	158		76013	
	Apl	17	"	159		88334		April	17	Expenses	159		89822	Aug
	May	20	"	160		99973		May	20	"	160		12929	Sept
	June	24	"	"		88333		June	24	"	161		53975	Oct
	July	26	"	161		105505		July	26	Sundries	"		347465	Nov
	Aug	25	"	162		89833			29	Bills Receivable	162		500000	Dec
	Sept	20	"	"		88333		Aug	25	Sundries	"		45507	
	Oct	25	"	163		88334		Sept	20	Expenses	"		18400	
	Nov	29	"	164		89833		Oct	25	"	163		78420	
	Dec	16	"	"		88333		Nov	29	Sundries	"		70093	
		30	"	165		105384		Dec	16	"	164		31166	08 Jan
						1793747			30	"	165		3251129	Mar
													1648916	
										Balance			144828	
						1793747							1793747	Apl
1906	Jan	1	Balance			144828	06	Mar	8	Expenses	166		74537	May
	Mar	8	Sundries	166		98748			24	"	167		8208	June
		24	"	167		98333		Apl	24	" etc	168		147185	July
	Apl	24	"	168		88334		May	26	Sundries	"		77447	Aug
	May	26	"	"		100833							3073777	
						531076				Balance			223699	
						531076							531076	

The Law Moor Iron Co of Va

1906 May	26	Balance forward	112	223699	1906 June	26	Sundries	169	104242
June	26	Sundries	168	88333	July	19	"	"	46229
July	19	"	169	131358	Aug	23	"	170	58671
Aug	23	"	170	92083	Sept	15	"	"	31667
Sept	15	"	"	88333	Oct	15	"	171	123931
Oct	15	"	171	89579	Nov	24	"	"	46575
Nov	24	"	"	100833	Dec	8	M+W	172	400000
Dec	8	"	172	300000		15	Sundries	"	62249
	15	"	"	88333		31	"	"	85617
	31	"	"	150998			Balance down		394368
				1353549					1353549
1907 Jan	1	Balance		394368	1907 Feb	23	Expenses	174	47829
Feb	23	Sundries	174	104833	Mar	23	Sundries	"	288034
Mar	23	"	175	88333	Apl	15	"	176	317847
Apl	15	"	"	88334	May	13	Expenses	177	45392
May	13	"	176	104833	June	"	Sundries	"	89865
June	"	"	177	125206	July	5	"	178	103364
July	5	"	178	118644		15	L M Pref'd Stock	"	1000000
	6	Bills Payable		493625	Aug	19	M+W	179	100000
	15	Bills Receivable	"	500000		"	Sundries	"	64800
Aug	19	Sundries	179	107958	Sept	6	"	180	43653
Sept	6	"	180	88333	Oct	16	"	"	50020
Oct	16	"	"	91049	Nov	2	"	181	102777
Nov	2	"	181	121997	"	"	R R M	"	15000
Dec	23	"	182	101800	Dec	6	M+W	182	50000
	31	"	"	96243		23	Sundries	"	95068
						31	"	183	85028
							Balance		126879
				2625556					2625556
08 Jan	1	Balance		126879	08 Mar	6	C. J. & S. D Co	184	20000
Mar	6	Sundries	184	128558		"	Expenses	"	67631
	18	"	"	88333		18	"	"	100406
Apl	15	"	185	88389	Apl	15	Sundries	185	155217
May	16	"	186	204199	May	16	"	"	187032
June	"	"	"	89213	June	"	"	186	69921
July	20	"	187	130116	July	20	"	187	121005
Aug	7	"	188	118095	Aug	7	"	188	67052
							Balance forward		185518
				973782					973782

The Low Moor Iron Co of Va

1908						08					
Aug	7	Balance forwarded	113	1855	18	Sept	2	Bills Payable	189	2000	00
Sept	2	A & B	188	1000	00		12	Sundries	"	1511	35
	12	Sundries	189	910	80	Oct	17	"	190	632	11
Oct	17	"	190	893	67		23	M & W	"	500	00
	23	C.T & S.D	"	500	00	Nov	18	Sundries	191	1074	12
Nov	18	Sundries	191	1240	46	Dec	25	"	192	1265	76
Dec	25	"	192	896	47		31	"	"	1021	24
										8004	58
	31	"	"	1147	84			Balance down		439	84
				8444	42					8444	42
1909 Jan	1	Balance		439	84	1909 Feb	27	Sundr	194	5862	20
Feb	27	Sundr	194	9417	33	Mar	18	"	195	3488	76
				9857	17						
Mar	18	"	195	833	33	Apl	6	"	"	500	00
Apl	7	"	196	833	34		7	"	"	564	30
May	14	"	"	1196	83	May	14	"	196	568	91
June	14	"	197	933	33		28	"	197	1000	00
				13654	00					11984	17
July	6	"	"	1145	12	June	14	" Bal 1,236.61	"	433	22
										12417	39
Aug	18	"	199	1331	83	July	6	"	198	832	83
Sept	15	"	"	833	33	Aug	18	"	199	427	02
Oct	15	"	200	833	34	Sept	15	"	"	650	63
Nov	15	"	201	1179	33		13	"	"	1000	00
Dec	15	"	"	933	33	Oct	15	"	200	892	96
	31	"	202	972	59	Nov	15	"	201	950	26
				20882	87	Dec	15	"	"	1410	63
							31	"	202	797	74
										19379	46
								Balance		1503	41
				20882	87					20882	87
1910 Jan	1	Balance		1503	41	1910 Jan	12	Expenses	203	74	58
Feb	22	Sundr	204	1101	83	Feb	22	"	204	787	11
Mar	15	"	"	833	33	Mar	15	"	"	871	09
"	"	C.T. & S. D Co	205	2000	00		"	L.M. Stock	"	2000	80
				5438	57						
	19	Sundries	"	3500	00		16	M & W	205	3000	00
				8938	57					6733	58
Apl	~~13~~	~~L.M. Pfd Stock~~	206	00		Apl	13	L.M Pfd Stock	206	1000	00
	15	Sundries	"	1656	59		15	Expenses	"	512	45
				10595	16					8246	09
May	16	"	208	1141	83	May	16	Bal 2860.47	207	630	49
				11736	99					8876	52
June	15	"	"	952	08	June	15	"	208	1239	49
July	16	"	209	928	39	July	16	" 2587.65	209	913	80
				13617	46					11029	81
Aug	20	"	"	2601	83		28	M & Co	"	3100	00
				16219	29	Aug	20	Sundries	"	745	36
								Balance forward		14875	17
										1344	12
				16219	29					16219	29

The Lowmoor Iron Co of Va

1910 Aug	20	Balance (July 31st)	114	1344 12	Sept	16	Expenses	210	668 57
Sept	16	Sundries	210	944 82	Oct	21	"	211	837 29
Oct	21	"	211	895 84	Nov	15	"	212	485 15
Nov	15	"	212	879 33	Dec	15	Sundries	"	1261 79
Dec	15	"	"	940 83	"	31	Expenses	213	793 38
	31	"	213	1051 47					4046 18
				6056 41			Balance		2010 23
				6056 41					6056 41
1911 Jan	1	Balance		2010 23	1911 Mar	4	Expenses	215	549 02
Mar	4	Sundries	215	1189 33		21	"	216	1075 22
				3199 56					
	21	"	216	940 83	Apl	15	Sundries	"	1550 64
									3174 88
Apl	15	"	"	920 84	May	15	Expenses	217	746 45
				5061 23					
May	15	"	217	879 33			W. W & Co	"	1200 00
June	14	"	218	833 33	June	14	Expenses	218	501 71
				6773 89					5623 04
July	20	"	219	981 99		26	R. E. T Co	"	300 00
Aug	15	"	220	666 66	July	20	Sundries	219	725 11
Sept	15	"	"	666 67	Aug	15	"	220	560 38
Oct	19	" Bal 662.40	222	666 67	Sept	15	"	"	478 47
				9755 88					
Nov	15	" " 152.46	223	666 66		30	R. E T Co	221	200 00
Nov	20	M B & T Co	"	200 00					
Dec	15	Sundries Bal 51.59	224	666 66	Oct	19	Sundries	222	1206 48
				11289 20					9093 48
	20	M. B & T Co	"	200 00		20	"	"	591 00
	30	Sundries	225	766 68	Nov	15	"	223	585 60
				12255 88					10270 08
		~~Balance~~		~~213 31~~	Dec	15	"	224	967 53
									11237 61
						20	Mtn States Tel & Tel Co	"	200 00
						30	Expenses	225	604 96
									12042 57
							Balance		213 31
				12255 88					12255 88
1912 Jan	1	Balance		213 31	Feb	17	Expenses	227	396 33
Feb	17	Salaries	227	666 66	Mar	16	"	"	420 60
Mar	16	"	"	666 67	Apl	25	Sundries	229	1791 95
Apl	25	Sundries	229	1266 67	May	15		"	551 84
									3160 72
May	15		"	666 66		16		230	127 10
				3479 97					
June	24		230	666 67	June	24		"	494 50
July	1		231	60 00	July	15		231	488 49
	15		"	766 67	Aug	13		232	833 58
									5104 39
Aug	13		232	666 66	Sept	16		233	826 50
				5639 97					5930 89
Sept	12		"	500 00	Oct	12		234	1366 40
									7297 29
	16		233	666 67			Balance		176 02
				6806 64					
Oct	12		234	666 67					
				7473 31					
				7473 31					7473 31

The Low Moor Iron Co of Va

1912 Oct	12	Balance	115	176	02	1912 Nov	15	Expenses	235	349	66
Nov	15	Salaries	235	666	66	Dec	16	Sundries	237	986	12
										1335	78
Dec	16	Sundries	237	766	67		31	Expenses	239	544	02
				1609	35					1879	80
	31	"	238	745	40			Balance		474	95
				2354	75						
				2354	75					2354	75
1913 Jan	1	Balance		474	95	1913 Feb	28	Expenses	240	1701	61
Feb	28	Sundries	240	1226	66	Mar	17	"	241	8	46
Mar	17	Salaries	241	666	67	Apl	16	Sundries	242	772	92
Apl	16	"	242	666	67	May	16	"	243	443	20
May	15	"	243	666	66	Jun	18	Expenses	245	597	95
June	18	"	245	666	67	July	16	"	248	844	60
July	16	Sundries	248	766	67	Aug	15	"	249	439	18
Aug	15	"	249	726	66	"	"	Stand Sub.	"	25	42
										4833	34
"	"	Expenses	"	118	35	Sept	17	Expenses	"	401	40
				5979	96						
Sept	17	Salaries	"	333	34	Oct	15	"	250	457	02
Oct	15	"	250	333	33	Nov	18	"	251	501	97
Nov	18	"	251	666	67	Dec	20	Sundries	252	874	27
Dec	20	Sundries	252	766	67		31	Expenses	253	657	84
										7725	84
	31	"	"	716	23			Balance		1070	36
				8796	20						
				8796	20					8796	20
1914 Jan	1	Balance		1070	36	1914 Feb	21	Sundries	254	845	57
Feb	21	Sundries	254	726	67	Mar	16	"	255	433	80
Mar	16	"	255	666	67	Apl	16	"	256	647	38
Apl	"	"	256	666	66	May	15	"	257	585	37
										2512	12
May	15	"	"	666	67	June	"	"	"	742	59
				3797	03						
June	"	"	257	666	67	July	13	Expenses	258	569	44
July	13	"	258	771	18	Aug	20	"	259	558	21
Aug	20	"	259	726	67	Sept	15	"	"	531	98
										4914	34
Sept	15	"	"	666	67	Oct	19	"	260	835	53
				6628	22						
Oct	19	"	260	666	66	Nov	20	"	"	484	32
Nov	20	"	"	409	28	Dec	17	Sundries	261	839	60
Dec	17	"	261	333	33		31	"	262	701	47
										7775	26
	31	"	262	396	75			Balance		658	98
				8434	24						
				8434	24					8434	24
1915 Jan	1	Balance		658	98	1915 Feb	10	Expenses	264	294	26
Feb	10	Salaries	264	333	33	Mar	17	Sundries	"	767	06
Mar	17	"	"	333	33	Apl	15	"	266	720	51
										1781	83
Apl	15	Sundries	265	712	34			Balance p 262		256	15
				2037	98						
				2037	95					2037	98

Expenses

1920 Jan	31	Sundries	320	1160	11
Feb	28	"	321	1319	52
Mar	31	"	322	1154	32
Apl	30	"	323	2423	68
May	31	"	324	2662	66
June	17	"	325	4	70
	30	"	"	1378	98
				10103	97
Aug	28	"	326	2393	51
Sept	30	" 919.61	327	919	61
Oct	31	"	328	1422	85
Nov	12	A. N. B	330	235	00
	30	Sunds	"	603	21
	"	A. N. B	"	15	84
Dec	22	Sunds	331	26	00
				00	16
	30	C T Co	332	70	00
	31	A N B	"	728	26
				16518	41
				16518	41
1921 Jan	31	Sunds	335	3113	34
Mar	31	"	336	1060	10
Apl	30	"	"	893	00
	"	Salaries	"	30	00
May	31	Sunds	337	509	40
Jun	30	"	338	1283	66
				6889	50
July	31	"	"	909	37
	"	Salaries	339	50	00
Sept	15	A N B	340	1575	60
Oct	31	Salaries	"	70	00
	"	A N B	341	1997	87
				10592	34
Nov	30	"	342	567	57
Dec	31	Sundries	"	976	20
				12136	11
				12136	11
Jan	4	A N B		11	00
1922 Feb	16	Sunds	344	972	62
Mar	2	Salaries	"	20	00
	6	2nd Natl	345	250	00
Apl	30	Sunds	346	2056	22
May	27	A N B	347	584	18
June	30	"	348	910	73
				12	00
Aug	23	"	"	1634	31
				6451	06
		To p 118		6451	06

1920 Jan	31	Taxes	320	2	00
May	31	KRM	324	223	00
				225	
Sept	30	C. H. Parsons Co Stock	327	2	50
Oct	31	A. N. B.	329	100	00
				327	50
Dec	31	J. R. M	332	97	25
				424	75
	"	Taxes	"	4	63
				429	38
	"	P & L	333	16089	03
				16518	41
1921 Dec	31	P & L	343	12136	11
				12136	11

Expenses

1922						1922							
Aug 23		Brought forward		6451	06	Dec	31	P & L	353	11360	07	1920	May
July	10	2nd Natl	348	600	00								June
Sept	30	AUB	350	874	81								
Nov	30	"	351	1577	84								
Dec	30	Salaries	"	1020	00								
	"	A.U.B.	352	836	36								July
				11360	07								
				11360	07					11360	07		Aug
1923													
Mar	21	Sunds	356	3586	56	1923 Apl	29	AUB	357	14	80		
May	31	AUB	358	2024	67	May	31	"	358	100	00		Sept
										114	80		
June	30	Sunds	360	1266	10	Aug	31	"	1	18	00		
				6877	33					132	80		
Aug	16	AUB	1	1257	15	Dec	31	P & L	3	12166	48		Oct
Oct	31	"		1614	80								
Nov	24	"	2	854	35								Nov
Dec	31	"	3	1295	65								Dec
	"	2nd Natl	.	400	00								
				12299	28								
				12299	28					12299	28	1920	Dec
1924 Jan	3	Salaries	4	20	00	1924 Aug	22	A U B	10	7	60	1921	Jan
Mar	17	AUB	"	2644	60	Dec	31	P & L	16	12801	60		Mar
"	"	2nd	"	214	15								Apl
Apl	30	Sunds	6	1467	99								May
June	30	AUB	7	1262	59								June
	"	Sunds	.	1224	90								July
				6834	23								
	"	A.F.B. Stock	8	10	00								Sept
July	31	Salaries	10	20	00								Oct
		AUB	"	784	25								
Aug	16	2nd Natl	"	150	00							1922	Jan
Sept	30	AUB	12	1352	10								Feb
	"	"	"	18	22								Apl
Nov	4	Salaries	15	20	00								June
	29	AUB	"	1687	90								
Dec	31	"	16	1830	50								Aug
	"	2nd Natl	"	102	00								Sept
				12809	20								
				12809	20					12809	20		Nov
1925 Mar	16	2nd Natl	17	308	31	1925 May	13	2nd Natl	19	37	53		"
		Sunds	"	2821	39			Balance to p 188		8302	30		
		AUB	"	5	00							1923	Jan
June	16	"	19	3385	13								
		4th & Cash	20	900	00								
	29	Salaries	"	20	00								
	30	AUB	"	900	00								
				8339	83								
				8339	83					8339	83		

White, Weld & Co

1920	May	28	Balance from p 120		3679	47	1920	Jan	5	Sundries	324	84	00
	June	5	Interest	324	12	73		June	22	Superior Oil Stock	325	1900	00
		26	C, T, Co	325	2000	00		Sept	20	Cumberland P.L. Stock	327	7260	00
					5692	20						9244	
		30	Interest	"	12	14		Oct	31	Sundries	329	7138	75
					5704	34						16382	75
	July	31	"	"	12	81		Nov	15	"	330	10678	75
												27061	50
	Aug	28	Phoenix Mutual	326	3000	00		Dec	22	"	331	7939	25
												35000	75
		31	C, T, Co	"	5000	00				Balance		737	39
					13717	15							
	Sept	30	Dividends	327	50	00							
		"	Interest	"	13	53							
					13780	68							
	Oct	31	"	328	30	69							
		"	A. N. B. Stock	329	2700	00							
					16511	37							
	Nov	22	Sundries	"	13516	76							
					30028	13							
	Dec	22	"	330	5710	01							
					35738	14							
					35738	14						35738	14
1920	Dec	22	Balance		737	39	1921	Jan	15	R. R. Mr	334	154	74
1921	Jan	15	Interest	334	5	69		Apl	20	~~W. W. & Co~~ Taxes	336		40
	Mar	31	"	336	4	05		May	31	R R Mr	337	452	00
										June 10 bal 144.01		607	14
	Apl	30	"	337	2	04		July	31	Sundries	339	2582	00
					749	17							
	May	31	"	"	1	98		Sept	15	"	340	1	20
					751	15						3190	34
	June	30	"	338	3	39				Balance		411	51
					754	54							
	July	31	Sundries	"	2841	97							
	Sept	15	Interest	340	3	97							
	Oct	31	"	"	1	37							
					3601	85							
					3601	85						3601	85
1922	Jan	1	Balance		411	51	1922	Feb	10	Oil Oil Co Stock	344	2730	00
	Feb	10	C, T, Co	344	3000	00		June	20	Wash. W. P. Co "	347	2000	00
	Apl	30	Interest	346	6	00			28	A. N. B	348	5000	00
										Oct 20 bal 1478.69		9730	
	Jan	8	Sunds	347	6879	72		Oct	24	Sundries	350	1140	00
					10297	23				Oct 24 Bal 338.69		10870	
		30	Interest	348	11	27				Balance		340	38
					10308	50							
	Aug	31	"	349	3	49							
	Sept	30	"	350	1	70							
					10313	69							
	Nov	30	Dividends	351	895	00							
					11208	69							
	"	"	Interest	"	1	69							
					11210	38							
					11210	38						11210	38
1923	Jan	1	Balance		340	38	1923	Feb	2	Am Tab Stock	355	33	25
		22	So Ry Pfd Stock	354	1009	65			28	Sunds	"	2280	00
		24	Ruby R. Mr	"	933	68		Mar	1	Balance p 173		982	21
			Dividends	355	1000	00							
			Interest	"	11	75							
					3295	46						3295	46

White, Weld & Co

1917	Jan	1	Balance p124		336 78	1917	Jan	13	A.L. Co	285	7512 50		1903	Nov
		13	A.W.B	285	10000 00		Feb	2	Sundr	286	272910			Dec
		22	C,T+SD	"	2500 00		Mar	28		287	12934 38		1904	Jan
	Feb	2	Sundr	286	120 12			31		288	107626			Mar
	Mar	28		"	2000 00		Apl	16		"	1185 00			Apl
		"		287	10801 37		May	31		289	508290			
		31		288	30024		July	2		291	5407 50			May
	May	31		289	10872 96		Aug	31		292	10000 00			
	July	2		291	12258 78		"	"		293	3086 00			
	Aug	31		292	566 79		Oct	1		294	35			Jan
		"		293	10602 06		Nov	2		296	8090 63			July
	Oct	1		294	650292		Dec	1	Bal 384.78	"	755 06			Sept
	Nov	2		296	241060				Balance		384 78			Oct
	Dec	1		"	184									Dec
					58244 46						58244 46			
1918	Jan	1	Balance		384 78	1918	Sept	23	Bills Payable	305	10.000 00		1905	Jan
	Aug	1		304	19.391 02		Oct	7	A.W.B	306	10000 00			
	Sept	9		"	382 47				Balance		20267			Mar
	Oct	4		306	41 01									May
	Nov	30		308	339									June
					20202 67						20202 67			Nov
1919	Jan	7	Balance		202 67	1919	Mar	6	Taxes	310	80			
		16	B.R.W	310	4350		June	13	L + N. Stock	313	586375		1905	Nov
	June	7	U.S. Steel Stock	313	11006 00			19	Sundries	"	53000 00			Dec
	July	14	C.Y+E "	314	630600		Sept	19	A.W.B	315	50000 00		1906	Mar
	Sept	30	Sundr	315	300782		Oct	31	C.T.Co	316	299760			May
	Oct	31	"	317	21291 40		Nov	7	W.W.P.C. Stock	317	136400			July
	Dec	18	Sundr	318	4486			24	A.E.S.C.	"	110 26			Nov
		"	"	"	5439		Dec	18	"	318	77000			
		31	"	319	5303			27	Penn Oil Stock	"	511375		1906	Nov
									Balance		15489 51			Dec
					42009 67						42009 67		1907	Jan
1920	Jan	1	Balance		15489 51	1920	Feb	28	Sundries	321	8000 00			
	Feb	28	Dividends	321	3740 00		Mar	24	C.P.C Stock	322	7510 00			Mar
	Mar	1	Interest	322	50 69		Apl	14	R.R.M.	"	6600			May
	May	2	W.B+C Stock	324	3400 00		May	11	Sinclair Oil Stock	323	3515 00			
		25	Interest	"	90 27				Balance to p119		36794			Mar
					22770 47						22770 4			

Dr Moffat & White Cr

No 1 Nassau St New York

1903 Nov	2	Balance L.f.	263	3735 54	1905 Mar	26	Sundries	150	2900 00
Dec	1	Dividends	147	100 00			Balance		4461 37
1904 Jan	6	Sundries	149	225 00					
Mar	18	Ash. Nat Bank	150	3000 00					
Apl	6	Dividends	151	2100 0					
	16	"	"	3000					
May	5	Interest	152	6083					
				7361 37					7361 37
		Balance down		4461 37	May	18	C+O Stock	152	29125 0
June	15	C+O Stock	152	31125 0	Sept	16	Sundries	154	47250 0
July	18	Dividends	153	24000			Balance down		4464 98
Sept	9	C+O Stock	154	39375 0					
Oct	3	Dividends	155	2850 0					
Dec	26	Interest	156	6611					
				12102 48					12102 48
1905 Jan	1	Balance		4464 98	05 June	21	Rocky Mt Telep Stock	160	2670 75
	9	Sundries	158	3500 0		24	Expenses	161	5 03
Mar	14	C+O Stock	"	5487 50	Oct	25	Sundries	163	5085 0
May	1	Interest	159	92 84			Balance down		7836 51
June	23	C+O Stock	160	5025 00					
Nov	6	Interest	163	176 97					
				15597 29					15597 29
1905 Nov	6	Balance		7836 51	05 Dec	11	N.Y.+N.J. Tel Stock	164	2000 00
Dec	16	A.N.B	164	15000 0		21	P+L	"	2125 12
1906 Mar	30	N+W Pfd	167	4510 50	06 Mar	30	N+W Common	167	4431 25
May	4	Interest	168	84 78	Aug	23	N.Y.+N.J. Tel	170	10000 0
July	19	Dividends	169	1500 0			Balance down		4598 38
Nov	1	Interest	171	75 96					
				14157 75					14157 75
1906 Nov	6	Balance		4598 38	06 Dec	31	Sundries	172	7328 75
Dec	8	"	172	40000 0	07 Feb	1	N.Y.+N.J. Tel Stock	174	30000 0
1907 Jan	16	Dividends	173	3550 0	Apl	30	C+O Stock	176	42125 0
	30	A.N.B.	174	20000 0			Balance		4348 39
Mar	28	Bills Payable	175	7893 33					
May	3	Interest	176	42 93					
				18889 64					18889 64
May	3	Balance		4348 39	May	17	C+O Stock	177	40125 0
							Balance b/f 122		3858 9
				4348 39					4348 39

Moffat & White

No 5 Nassau St New York

1907	May	17	Balance from p 121		335	89	07 Aug	21	Chi Subway Stock Nov 2 Bal 460.08	179	1887	50
	June	25	RRM	177		66	Dec	14	P & 2	182	1815 3703	63 13
	Aug	19	Sundries	179	2000	00			Balance		144	45
	Nov	2	Interest	181	11 2347	03 58						
	Dec	6	Sundries	182	1500 3847	00 58						
					3847	58					3847	58
1908	Jan	1	Balance		144	45	08 July	30	R.R.M	188	1481	40
	May	16	Interest	186	3	34	Oct	21	M & W	190	6037 7518	50 90
	July	28	C.T. & S.D Co	188	1400	00	Dec	28	C & O Stock	192	2 7520	00 90
	Oct	17	Bills Pay	190	5390	00			Balance		163	97
	"	"	Dividends	"	245 7182	00 79						
	"	21	Sundries	"	502 7684	08 87						
					7684	87					7684	87
1909	Jan	1	Balance		163	97	1909 Feb	27	L.M.I Co	194	6098	00
		11	C.T. & S.D. Co	193	2700	00		"	N.Y & N.J. Stock	"	2800	00
		18	Sundries	"	6098	00	Mar	18	A.N.B	195	6000 14898	00
	Feb	27	C & O Stock	194	6283	50			Balance		374	84
	April	30	Int	196	27 15272	37 84						
					15272	84					15272	84
			Balance		374	84	Oct.	30	W.W.P.Co Stock	201	13600	00
	Aug	18	RRM	198	1067	42	Nov	1	Balance		2901	18
	Sept	1	"	199	1398	55						
	Oct	26	Sundries	200	13638 16479	68 49						
	Nov	1	Interest	201	21 16501	69 18						
					16501	18					16501	18
	Nov 1	1	Balance		2901	18	1910 Jan	12	R.R.M	203	5100	00
	Dec	31	RRM	202	2366 5267	71 89		15	Portland Gas Stock	"	3060	00
1910	Jan	12	Sundries	203	3001 8269	97 86	Feb	22	Interest	204	2 8162	92 92
	Mar	16	L.M.I.Co	205	3000 11269	00 86	April	2	W.W.P.Co Stock	206	3000 11162	00 92
	Apl	28	Sundries	207	34 11304	80 66			Balance		163	24
	May	2	Interest	"	21	50						
					11326	16					11326	16
		2	Balance		163	24	1910 May	2	White Weld & Co	207	163	24

White, Weld & Co

5 Nassau St New York

1910	May	2	M & W	207	163 24	1910	July	19	R. R. M	209	487 50
	July	16	Dividends	209	352 00		Oct	5	R R M	210	3051 25
											3538 75
		28	Mer I Co	"	3100 00				Balance		94 70
					3615 24						
	Nov	1	Interest	211	18 21						
					3633 45						3633 45
	Nov	1	Balance		94 70	1911	Jan	3	W. W. P. Stock	214	3200 00
		22	Sundries	212	2927 80		Feb	1	H. W. R. Co Pfd Stock	215	2861 25 ~~3000 00~~
	Dec	21	Dividends	"	125 00		May	28	Sundries N S G & E Stk	217	4042 78
					3147 50						10104 03
		31	"	213	357 50				Balance		420 68
					3505 00						
		.	Interest	"	9 86						
					3514 86						
1911	Jan	30	A W B	215	3000 00						
					6514 86						
	May	15	Sundries	217	4000 00						
	July	3	Interest	218	9 85						
					10524 71						
					10524 71						10524 71
	July	1	Balance		420 68	Aug	7		RRM. Int Nat Nickel	219	991 33
		20	Sundries	219	1258 11			25	Standard Oil Stock	220	5967 50
											6958 83
	Aug	17	C, T & S D	220	6000 00				Balance		1546 94
					7678 79						
	Oct	19	Dividends	222	810 00						
	Dec	30	Interest	225	16 98						
					8505 77						
					8505 77						8505 77
1912	Jan	2	Balance		1546 94	1912	Jan	12	RRM - Penna RR Stock	226	1236 25
	Feb	20	Sundries	227	116 53				Balance		434 23
	July	1	Interest	231	7 01						
					1670 48						1670 48
	July	1	Balance		434 23	1912	Sept	25	R. R. M	233	500 00
	Sept	25	S. C. R	233	1000 00		Nov	2	"	235	23 07
	Nov	2	Interest	235	6 85		Dec	24	Sundries	237	8014 58
					1441 08						8537 65
	Dec	2	C, T & S D	"	7000 00				Balance		1417 71
		16	Sundries	237	1502 29						
					9943 37						
		31	Interest	238	11 99						
					9955 36						
					9955 36						9955 36
1913	Jan	2	Balance	1	1417 71	1913	Jan	24	RRM	240	1003 69
		24	C T & S D	240	1000 00		Feb	28	L & N. Stock	241	720 00
											1723 69
	Feb	28	Sundries	241	120 22		Jun	18	Sundries	245	8813 00
					2537 93						
	Mar	31	"	242	12 33		Aug	1	"	248	17356 25
					2550 26						27892 94
	May	15	Inheritances	243	8800 00				Balance forward		529 81
	June	18	Interest	245	15 93						
	Aug	1	Sundries	248	17056 56						
					28422 75						
					28422 75						28422 75

White Weld & Co

14 Wall St New York

1913 Aug	1	Balance forward		529	81	1913 Dec	22	So Pac R R Stock	252	8612	50
Dec	15	C, T & S D Co	251	3000	00			Balance		513	83
	20	Sundries	252	5590	89						
	31	Interest	253	5	63						
				9126	33						
				9126	33					9126	33
1914 Jan	1	Balance		513	83	1914 Feb	2	W. W. P Co	254	1584	00
	16	C, T & S D	254	1500	00	June	15	Am Ex Nat Bk Sh	257	424	25
Apl	"	Dividends	255	24	50		22	Sundries	258	1905	63
										3913	88
May	7	Sundries	256	402	75			Balance		537	55
	25	Fourth Natl	257	2000	00						
				4441	08						
June	15	Int	"	1	71						
July	2	"	258	3	21						
Nov	2	"	260	3	62						
Dec	31		262	1	81						
				4451	43						
				4451	43					4451	43
1915 Jan	1	Balance		537	55	1915 Dec	1	Sundries	272	24623	50
								Bal 8069.83			
Apl	2	Interest	265	2	69		31	"	274	14120	00
										38743	50
July	3	"	268	2	73			Bal 1035.01 Balance		1035	01
				5429	7						
Aug	28	RRM	269	34	80						
Nov	3	Interest	270	3	85						
Dec	1	Sundries	271	22130	30						
				22911	92						
	"	R. R. M	272	9981	41						
				32693	33						
	31	Sundries	274	7085	18						
				39778	51						
				39778	51					39778	51
1916 Jan	1	Balance		1035	01	1916 Apl	26	H. E. M Adv	276	973	75
	25	C. T & S D	275	5000	00			Stand Sub	277	3725	00
Apl	26	Int	277	10	25			" "	"	1078	88
				6045	26					5777	63
May	3	"	"	1	41	Sept	2	Sundr	281	7411	50
Sept	2	A. N B.	279	1500	00	Oct	2	Stand Sub	"		35
		Sunds	280	4688	22	Dec	2	Sunds	283	8928	10
										22117	58
Oct	2	R. E. T Co	281	1000	00		12	"	"	16525	00
Nov	2	RRM	282	2427	10		18	L. S	"	8937	50
										47580	08
	"	Sundries	"	8615	50		30	N. E & M	284	5412	50
										52992	58
Dec	2	"	283	14044	30			Balance		336	78
				38321	79						
	18	A N B	284	15000	00						
				53321	79						
	30	Int	"	7	57						
				53329	36						
				53329	36					53329	36
		Balance to p 120		336	78						

06 Jan

1907 Mar

Aug

Nov

Mrs. R. R. Means

	1905										
	Aug	25	Bal from P 264					250	92		
	Nov	6	C. J. & S.D.	163				270	00		
		29	L.M.I.Co	164				15	00		
								535	92		
	1906 Jan	1	C, J & S.D Co	166				150	00		
	Mar	8	L.M.I.Co	"				16	65		
	May	2	C. J & S.D Co	168				270	00		
		26	L.M.I.Co	"				37	50		
	July	2	C. J & S.D Co	169				150	00		
		19	L.M.I.Co	"				50	00		
	Aug	23	"	170				37	50		
	Nov	1	C. J. & S.D. Co	171				270	00		
								1517	57		
		24	L.M.I.Co	"				37	50		
	Dec	31	"	172				62	50		
								1617	57		
								1617	57		
1907	Mar	23	L.M.I.Co.	174		925	00	07	Jan	1	Balance			117	57
	Aug	19	"	179		150	00			7	C. J. & S.D.Co	173		150	00
	Nov	2	"	181		150	00		Feb	23	L.M.I.Co	174		77	50
						1225									
			Balance down			414	59		Mar	23	"	"			
									Apl	30	C. J. & S.D.Co	176		270	00
									May	13	L.M.I.Co	"		77	50
														692	57
									June	"	"	177		224	48
										25	M.W.W	"			66
									July	5	C. J. & S.D.Co	"		150	00
														1067	71
										"	L.M.I.Co	178		62	50
									Aug	19	"	179		77	50
									Oct	16	"	180		20	00
									Nov	2	C. J & S.D Co	"		270	00
										"	L.M.I.Co	181		77	50
														1575	21
									Dec	31	"	182		64	38
														1639	59
						1639	59							1639	59
								08	Jan	1	Balance			414	59
										3	C. J & S.D Co	184		150	00
									Mar	6	L.M.I.Co	"		139	75
									Apl	2	Expenses	"		20	00
									May	4	C. J & S.D Co	185		270	00
										16	L.M.I.Co	186		83	50
									July	2	C. J & S.D Co	187		150	00
														1727	84
										20	L.M.I.Co	"		50	00
											Forward 126			12778	84

Dr. Mrs. Ruby R. Means Cr

1908	July	30	M & W		188	1481 40	1908 July	20	Forwarded fp 125		1277 84	1910 Nov
												1911 Aug
							Aug	7	L M & Co	188	1460 00	
							Sept	2	Expenses	189	20 00	Oct
							Nov	3	C.T & S.D Co	191	270 00	
								18	L. M. & Co	"	83 50	
											1797 34	
							Dec	21	"	192	90 00	
											1887 34	
			Balance			405 94			Balance down		~~5406~~	
						1887 34					1887 34	
1910	Jan	12	M & W		203	5100 00	1909 Jan	1	Balance		405 94	
	July	19	M. M & Co		209	487 50		4	C.T & S.D Co	193	150 00	
	Oct	5	M. M & Co		210	3051 25	Feb	27	L.M.I.Co.	194	163 50	
						8638 75	Mar	1	Expenses	"	20 00	
							May	3	C.T. & S.D. Co	196	270 00	
								15	L.M.I Co	"	101 00	
							July	6	C.T & S D Co	197	150 00	
											1260 44	
									L M I Co	"	90 00	
							Aug	18	M & W	198	1067 42	
									L.M I Co	199	176 00	
							Sept	1	M & W	"	1398 55	
							Nov	1	C.T & S.D. Co	201	270 00	
											4267 41	
								15	L.M.I.Co	"	83 50	
											4345 91	
							Dec	31	M & W	202	2366 71	
											6712 62	
									L.M.I.Co	"	112 50	
											6825 12	
							1910 Jan	3	C.T. & S D Co	203	150 00	1912 Jan
								12	M & W	"	197	Sept
											6972 09	
							Feb	22	L.M.I Co	204	121 00	Nov
											7093 09	
							Apl	15	"	206	56 25	
								18	M & W	207	10 80	
											7165 14	
							May	2	C.T & S D	"	376 95	
								16	L.M I Co	208	46 00	
							July	5	C.T & S D	208	150 00	
								16	L.M.I Co	209	56 25	
											7794 34	
							Aug	20	"	"	121 00	
							Sept	26	"	210	87 50	
							Oct	7	"	211	62 50	
							Nov	8	C.T & S D	212	270 00	1913 Jan
											8235 34	
								15	L. M I Co	"	46 00	
											8351 34	
									Balance forward		257 41	
						8638 75					8638 75	

Dr. Mrs. Ruby R. Meaux Cr.

1910 Nov	15	Balance			25741	1910 Dec	15	L.M.I Co	212	10750
1911 Aug	9	W.W.+Co	Due Statistical	219	99133		31	"	213	8750
Oct	19	L.M.I Co		222	500000	1911 Jan	3	C.T.+S.D	214	15000
	20	"	A.T.+T.Co	"	40800	Mar	4	L.M.I.Co	215	12100
		Balance			78366		21	"	216	10750
						Apl	14	"	"	8750
						May	1	C,T+S.D Co	217	27000
							"	R.E.T.Co	"	8750
							15	L.M.I Co	"	4600
							"	C.T+S.D	"	2000
						Jun	21	"	218	6250
						July	3	"	"	17500
							20	"	219	12100
							"	W.W.+Co	"	1990
							31	C,T+S.D	"	8750
						Aug	17	"	220	2000
						Sept	18	"	"	10750
							30	R.E.T.Co	221	2500
						Oct	20	L.		
						Nov	1	C,T+S.D Co	223	24000
						Dec	22	"	224	3000
					29440					29440
						1912 Jan	1	Balance		78366
1912 Jan	12	W.W.+Co		226	123625		"	Interest C.T+S.D	226	12000
Sept	25	"		233	50000		12	R.E.T.Co	"	8750
Nov	2	"		235	23307		15	"	"	5400
		Balance			14718	Feb	16	C,T+S.D Co	227	12250
							20	W.W.+Co	"	3884
						Mar	2	R.E.T.Co	"	1500
						Apl	2	C,T+S.D	228	2500
							25	"	229	27000
						July	1	"	231	12000
						Nov	2	"	235	27000
						1913 Jan	24	"	239	12000
					190650					190650
								Balance		14718
1913 Jan	24	W.W.+Co		240	100369	1913 Jan	2	C.T+S.D	239	12000
						Feb	28	"	240	3500
							"	W.W.+Co	241	1528
		Forward p128			100369			Forward p128		31746

Dr Mrs Ruby R. Means Cr

1913 Feb	28	Forwarded p 127		100369	1913 Feb	28	Forwarded p 127		31746	1917 Feb	
Mar	31	Expenses	241	4681	Mar	31	Sundries	241	2750		
				105050							
		Balance		32240			"	242	341	Mar	
					Apl	16	R.E.T.Co	"	2500		
						23	C,T+S.D	243	5400	Apl	
					May	27	"	244	42583	Jun	
									85320		
					Jun	20	"	246	3000	Aug	
						27	R.E.T.Co	"	7500	Nov	
					July	2	C.T.+S.D	247	14500		
									110320		
					Nov	18	"	351	26970	Sept	
									137290		
				137290					137290		
1914 Feb	21	L.M.D.Co.	254	45000	1914 Jan	1	Balance		32240		
Oct	19	R.E.T.Co	259	40000		10	C,T+S.D	253	11880		
				850							
		Balance		44940	Apl	30	R.R.R.	256	2970	1918 Jan	
					May	8	"	"	24000	July	
									71090		
					July	1	"	258	11880	Aug	
									82970		
					Dec	17	"	261	26970	Oct	
									109940		
						31	Expenses	262	20000	Nov	
									129940		
				129940					129940		
1915 Mar	17	L.M.D.Co Feb 10	264	40000	1915 Jan	1	Balance		44940		
Nov	3	R.E.T.Co	270	70000		5	C,T+S.D	263	12000		
Dec	1	W.W.+Co	272	876250	Apl	30	L.M.D.Co	267	10000		
				98625							
	31	"	274	250250	July	3	A.W.B	"	15000	1919 Mar	
				123500					81940		
		Balance		14729	Aug	28	W.W.+Co	269	3480	May	
					Dec	1	Sundry	271	30000	Sept	
							W.W.+Co	272	998141		
									111356		
						31	"	274	198210	Oct	
									122171		
							Balance		14729	Nov	
				1236500					1236500		
1916 Jan	1	Balance		14729	1916 Apl	27	Sundries	276	60000		
	25	R.E.T.Co	275	7375	May	3	A.W.B	277	3000	1920 Jan	
May	13	Expenses	277	12500	Jun	30	"	278	9000		
Sept	2	W.W.+Co	281	160250	Sept	2	W.W.+Co	280	168835	Apl	
Oct	2	Expenses	"	2500	Nov	2	A.W.B	281	3000	May	
				19735							
Nov	17	"	282	12500			Sundries		248710	June	
									49245		
Dec	2	W.W.+Co	283	3343750	Nov	17	A.W.B	282	322500	Aug	
				5442249							
	30	Expenses		17325			"	"	100000	Nov	
				561554					91045		
		Balance p 128		353491			Balance				
				91045					91045		

Mrs Ruby R. Means

1917	Feb	2	Dividends	286	96	65	1917	Jan	1	Balance p 128		3534 91
		"	W. W. & Co	"	789	10		Feb	2	W. W. & Co	286	120 00
	Mar	28	A. N. B	287	250	90		Mar	28	A. N. B	"	270 00
												3924 91
		31	Expenses	288	172	03		May	31	W. W. & Co	289	21 88
	Apl	27	H. N. Pfd	"	1590	00		Jun	2	A N B	290	270 00
					2898	68						4216 79
	Jun	26	Sundries	290	590	00		Aug	31	W. W. & Co	292	21 88
	~~Aug~~	1	A N B Tax	292	19	36			"	"	293	16 50
					3508	04						4255 17
	Nov	27	2nd Nat Taxes	296	130	20		Nov	21	A N B	295	270 00
			W W & Co	"	1182	50			27	W. W. & Co	296	52 50
	Sept	18	A N B	"	800	00			"	"	"	1243 16
					5620	74						5820 83
			Balance		359	04			30	Sundries	"	150 00
								Dec	31	U S Int	298	8 95
												5979 78
					5979	78						5979 78
1918	Jan	31	A N B	299	118	95	1918	Jan	1	Balance		359 04
	July	15		304	350	00		May	6	A N B	301	270 00
					468	95						
	Aug	15	2nd	305	206	73			31	"	302	10 00
	Oct	10	Taxes A N B	306	160	85		June	21	"	303	10 00
					836	53						649 04
	Nov	30	U. S. Bonds	307	450	00		Sept	9	W. W. & Co	304	331 39
					1286	53						
			Balance			04		Oct	4	A. N B	306	14 90
												995 33
								Nov	30	"	307	280 62
												1275 95
								Dec	31	"	308	10 62
												1286 57
					1286	57						1286 57
1919	Mar	12	A. N. B. U S Tax	311	10	63	1919	Jan	2	Balance		04
	May	31	C T Co	312	270	00			31	A. N B	310	74
					280	63						
	Sept	30	A. N B Bonds	316	1730	58			"	W. W. & Co	"	43 50
		"	Expenses	"	442	94		Mar	22	A N B	311	22 31
					2454	15						
	Oct	31	A N B	"	808	00		Apl	30	"	312	280 10
												346 69
	Nov	17	" Taxes	318	141	59		Sept	30	W. W. & Co	315	2997 60
					3403	74						3344 29
			Balance		210	55		Nov	1	A. N. B	317	270 00
												3614 29
					3614	29						3614 29
1920	Jan	5	A. N. B	320	202	00	1920	Jan	1	Balance		210 55
		31	"	"	11	49			31	A. N. B	320	21 37
	Apl	14	W. W. & Co	322	66	00		Feb	28	L & M Tob Stock	321	160 00
	May	31	Expenses	324	223	00		Apl	29	A. N. B	322	270 00
	June	5	W W & Co	"	62	00		May	17	L & M Tob Stock	323	140 00
					564	49						801 92
	Aug	28	Am Tob B	326	27	80		Oct	31	A. N. B.	329	270 00
												1071 92
	Nov	30	A. N. B	330	157	78				Balance		321 85
					750	07						
			Balance to p 130		321	85						
					1071	92						1071 92

Mrs Ruby R. Means

1921	Jan	15	W W & Co	334	154	74	1921	Jan	1	Balance		321 85
	May	21	"	337	452	00		Apl	30	A.U.B	336	270 00
					606	74						591 85
	July	31	"	339	1400	00		July	31	W. W. & Co	338	200 98
	Sept	15	Dividends	340	35	00		Nov	1	A. U. B	341	270 00
		"	W W & Co	"	1	00			30	"	342	330 00
												1392 83
	Nov	30	A. U. B	342	142	96	1922	May	27	"	347	270 00
					2185	70						1662 83
1922	Oct	24	W. W & Co	350	340	00		Sept	22	"	349	252 87
					2525	70						1915 70
								Nov	6	Bal 340.	351	270 00
												2185 70
										Balance		340 00
					2525	70						2525 70
1923	Jan	1	Balance		340	00	1923	Jan	29	W W & Co	354	933 68
	Feb	28	W W & Co	355	680	00		Feb		AUB	355	8 28
	~~May~~	~~3~~	~~AUB~~	~~357~~	~~[illegible]~~	~~00~~		Feb	28	A T & Stock	"	310 50
	May	14	C T Co	357	901	00		~~May~~	~~14~~	~~C T Co~~	~~357~~	~~[illegible]~~ 00
	June	4	AUB	358	200	00		Mar	3	AUB	357	270 00
		15	W W & Co	359	652	80			10	W W & Co	359	21 96
					2773	80						1544 42
	Nov	16	AUB	2	171	94		Nov	7	AUB	2	270 00
					2945	74						1814 42
										Balance		1131 32
					2945	74						2945 74
1924	Jan	1	Balance		1131	32	1924	Jan	8	2nd Natl	4	300 00
	July	30	W W & Co	8	400	00		Mar	1	L & M T Stock	"	260 00
					1531	32						
	Oct	21	"	13	2724	40			31	M & M Stock	5	30 60
	Nov	.	AUB	15	218	30		Apl	5	Auto		500 00
	Dec	2	W W & Co	16	800	00		May	1	AUB	7	270 00
					5274	02		June	9	W W & Co	8	10 88
												1371 48
								July	11	W W & Co		10 23
								Aug	8	AUB	12	159 84
												1541 55
								Oct	3	W W & Co	12	2600 20
									29	AUB	13	270 00
												4411 75
								Dec	31	Balance		862 27
					5274	02						5274 02
1925	Jan	1	Balance		862	27	1925	Apl	3	2nd Natl	17	375 00
	Mar	4	4th & Cent T Co	17	250	00		May	11	W W & Co	18	1753 36
												2128 36
		31	W. W & Co	"	768	00				Balance		
					1880	27						
	Nov	27	AUB	23	233	77						
					2114	04						
			Balance p 242		14	32						
					2128	36						2128 36
								Jan	1	To page 242		

Ashland National Bank

1907 April	1	To Balance p 50.		874 55	1907 July	28	Interest	178	10667
"	30	" Dividends	176	7050	Aug	19	M Ry	179	100000
June	25	" "	177	57200	Nov	2	Equitable Life	181	16150
Aug	2	" "	179	62850		28	Sundries	"	109340
Sept	6	" "	"	32200	Dec	18	Expenses	182	5000
Nov	2	" "	181	4050			Balance		263945
Dec	14	" Sundries	182	198297					
	23	" "	"	56000					
				505102					505102
08 Jan	1	Balance		263945	08 Jan	4	Bills Payable	183	100000
	3	Dividends	183	25950	Mar	28	Sundries	184	108000
	10	Sundries	184	204500	May	16	L. M I Co	186	80000
Apl	6	Dividends	185	27900	July	28	Sundries	187	106700
	15	"	"	24500			Balance		18595
July	2	"	187	27900					
	30	"	188	3000					
Aug	29	"	"	6600					
				584295					584295
08 Aug	29	Balance		18595	08 Aug	31	Expenses	188	2500
Oct	3	Dividends	189	27900	Sept	2	L. M I Co	"	100000
	29	"	190	45000	Nov	28	Sundries	191	105400
Dec	21	"	191	33800			Balance		7595
	26	"	192	27900					
				283695					283695
09 Jan	1	Balance		7595	09 Feb	27	L. M. I Co	194	200000
	4	Salaries	193	150000	Mar	22	Sun Life	195	108500
	16	Dividends	"	22750		28	Bills Payable	"	400000
Mar	18	Sundries	195	60170	Apl	21	Balance		169645
	31	Dividends	"	27900					
		Bill Balance		878145					878145
Apl	21	Balance		169645	Jly	19	North Star Life	198	14400
	30	Dividends	196	30600	Oct	20	Equitable Life	200	16150
July	6	"	197	27900	Dec	24	Expenses	202	1500
Aug	2	"	198	13800		31	Balance Forward		282495
Sept	1	"	199	3000					
Oct	1	"	200	27900					
	20	"	201	13800					
Dec	30	"	202	27900					
				314545					314545

Ashland Natl Bank

1910	Jan	1	Balance			28249 5	1910	Jan	12	M & M	203	300000	
		8	Salaries	203		150000		Mar	19	L. M. I Co	205	150000	
	Feb	14	Dividends	"		13800		Apl	13	"	206	200000	
		22	"	204		30000						6500	
	Apl	2	Sundries	206		225100		July	30	Expenses	209	400	
		28	Dividends	207		30000		Aug	20	L. M. I Co	"	150000	
		29	"	"		13800						8004 00	
	July	2	"	208		46500				Balance		68995	
		5	Inheritances	209		90000							
	Sept	26	Dividends	210		13800							
	Oct	1	"	"		27900							
						869395						869395	
	Oct	19	Balance			68995		Dec	27	Expenses	213	1000	
	Nov	1	Dividends	211		1500	1911	Jan	27	M. M & Co	215	300000	
	Dec	21	"	212		60300				Balance		291545	
		"	Inheritances	"		1000000							
1911	Jan	3	Salaries	214		160000							
		27	Sundries	215		4050							
	Mar	4	Dividends	"		6000							
		21	Sundries	216		163800							
	Apl	3	Dividends	"		27900							
						592545						592545	
	Apl	21	Balance			291545		Apl	24	Expenses	217	400	
	June	21	Dividends	218		13800		May	15	M. M & Co	"	280000	
		25	"	"		27900		July	26	Expenses	219	3000	
	Sept	22	Inheritances	220		100000		Sept	28	"	221	400	
		28	Dividends	221		41700		Dec	21	"	224	1000	
	Dec	26	"	225		41700			30	Balance		231845	
						516645						516645	
1912	Jan	1	Balance			231845	1912	Apl	25	L. M. I Co	229	60000	
		17	Dividends	226		37200		June	3	Phoenix Mutual	230	12425	
	Mar	29	"	228		28663			24	C, T & S. D Co	"	200000	
	Apl	20	25th " Bal 24570.65	"		7360		Aug	13	Expenses	232	5000	
	June	24	"	230		3680		Sept	12	L. M. I Co	"	50000	
	Aug	31	Sundries	232		52450			25	Expenses	233	400	
										Balance fwd		33373	
						361198						361198	

Ashland National Bank

1912 Oct	15	Balance		333	73	1912 Dec	16	W. W. & Co	237	1500	00
	28	Dividends	234	48	00		24	Expenses	238	10	00
Dec	14	Inheritances	237	1500	00	1913 Apl	16	Secn Life Ins Co	242	1085	00
	26	Dividends	238	463	50			Balance		397	46
				2345	23						
1913 Jan	2	"	239	78	00						
Mar	31	"	242	240	23						
Apl	16	"	243	329	00						
				2992	46						
				2992	46					2992	46
Apl	30	Balance		397	46	July	12	North Wstn Life	247	144	00
Jun	2	Expenses	246	24	50	Dec	26	Expenses	252	15	00
July	2	Dividends	247	357	00			Balance		1799	46
Sept	27	Sundries	250	321	00						
				1099	96						
Nov	18	Expenses	251	24	50						
Dec	26	Sundries	252	834	00						
				1958	46						
				1958	46					1958	46
1914 Jan	1	Balance		1799	46	1914 Mar	14	Expenses	254	25	00
	10	Dividends	253	78	00		31	Secn Life Ins Co	255	1085	00
								May 1st bal $851.46		1110	
Mar	31	Ky & Co Mt Stock	255	84	00	June	1	Phoenix Mut L Ins Co	257	122	75
				1961	46						
July	2	Dividends	258	78	00	July	13	North Wstn Mut	258	144	00
				2039	46						
Sept	15	"	259	75	00	Aug	20	Expenses	259	4	00
										1380	75
Oct	19	"	260	279	00	Dec	23	"	261	15	00
				2393	46					1395	75
Nov	10	Expenses	"	24	50			Balance		1146	39
Dec	11	"	261	59	18						
	23	"	"	65	00						
				2542	14						
				2542	14					2542	14
1915 Jan	1	Balance		1146	39	1915 Jan	11	Expenses	263	500	00
	12	Dividends	263	78	00	Apl	29	"	267	400	00
										900	
Apl	23	MRA	266	500	00	July	3	Furniture	268	130	32
										1030	32
July	3	Dividends	267	78	00	Aug	28	Expenses	269	501	40
										1531	72
	"	R Rm	"	150	00	Sept	27	" 2176.55 1646.46 530.09	"	114	74
				1952	39			Oct 22 Balance 279 809.09		1646	46
Aug	28	Expenses	268	124	16	Nov	3	"	270	200	00
		Dividends	269	25	00	Dec	1	Taxes	"	21	26
				2101	55						
	30	"	"	75	00		31	Expenses	273	40	00
				2176	55					1907	72
Nov	3	"	"	324	00			Balance		617	33
	5	Expenses	270	24	50						
				2525	05						
				2525	05					2525	05

Ashland National Bank

1916 Jan	1	Balance			61733	1916 Jan	25	Expenses	275	✓		83	
	25	Dividends	275	✓	6500 0	Apl	28	"	"	✓	7625		
	"	Sundries	"	✓	13100	May	13	Sundries	277	✓	45000		
Apl	29	RRM	276	✓	540 00		31	Expenses	"	✓	5000		
May	3	Sundries	277	✓	9000 0						57708		
	31	C T + S D Co	"	✓	1000000	June	2	Furniture	278	✓	8300		
					2443333						66008		
June	30	R. R. M	278	✓	9000 0	July	3	Expenses	279	✓	114145		
July	3	Dividends	279	✓	6500 0	Aug	2	"	"	✓	58210		
											2383663		
Aug	2	"	"	✓	57342	Sept	2	Sundry	"	✓	371639		
					3171755								
Sept	2	C. T + S D	280		350000	Oct	16	Expenses	281	✓	82768		
Oct	2	"	281	✓	50000	Nov	17	Sundry	282		43200		
											3735970		
	16	Sundries	"		4500 0			Balance			1269380		
Nov	17	"	282		1182500								
"		Dividends	"		101175								
					2005350						2005350		
1916 Nov	17	Balance			1269380	Dec	2	Exp	283	✓	32634		
Dec	18	B.P.	283	✓	983334		7	Nov S.C.R	"	✓	505667		
	30	Dividends	284		192150		18	W. W + Co	284		1500000		
					2444864		30	Sundry	"	✓	89237		
											2127538		
							"	"	"		1600		
											2129138		
								Balance			315726		
					2444864						2444864		
Jan 1917	1	Balance			315726	1917 Jan	13	W. W + Co	285		10.000 00		
	13	B. P	285		983334	Feb	3	Expenses	286		91092		
Feb	3	Dividends	286		82675	Mar	23	Sundry	"		349610		
					1381735						1440702		
Mar	28	Sundry	"		186400		29	B. P	287		3500000		
					1568135								
	29	Dividends	287		2800 00		31	Taxes	288		28202		
	30	S.C.R	"		150 00	Apl	20	Expenses	289		80027		
Apl	27	"	288		154500		"	S.C.R	"		5000		
	30	Dividends	289		345 00	May	13	Inv	"		16666		
May	10	B.P.	"		983334		31	W. W + Co	"		10.000 00		
June	2		290		9000 0	June	2	Lot #3	290		8856		
	"		"		102000		"		"		7269		
					3146469								
	26	Dinds	"		56100		"	Sundries	"		126674		
											3063396		
							26	Exp	"		5225		
								RRM	"		10000		
								Balance			123948		
					3202569						3202569		

1917
June
July
Aug
Sept
Oct
Nov
Dec
1918 Jan
Feb
Mar
Apl
May
June

Ashland State Bank

1917						1917					
June	26	Balance			123948	Aug	2	Sundries	292	112819
July	3	Dividends	291		90000		25	Expenses	"	44260
	18	Subscribers	"		713850					157079
					846798			Balance		689719
										846798
Aug	25	Balance			689719	Aug	25	Bills Payable	292	500000
	31	R.E.T.Cr	292		31276		31	Expenses	293	100000
Sept	24	B.P	293		983334	Oct	1	C P&L Stock	"	404375
	27	Sundries	"		156100		"	W.T.Cr	294	650000
Oct	9	B.P.	294		983334		"	Expenses	"	116740
	12	C.T.Cr	295		1000000		9	Sundries	"	393075
Nov	1	Divds	"		164350		10	Home Realty	"	6500000
	21	Sundries	"		127000		17	Sundries	295	127963
Dec	31	Divids	297		430100	Nov	1		"	44589
	"	Sundries	"		184686		21		"	94465
					3849899	Sept	18	Rxrn	296	800000
						Dec	31	Exp	297	83669
							"	Improvements	"	25575
							"	Sundries	"	114632
							"	Interest	"	800
										3295883
								Balance		554016
					3849899					3849899
1918 Jan	1	Balance			554016	1918 Jan	31	Sundries	299	146957
	31	Divids	299		250000	Feb	9	"	"	213493
Feb	25	Salaries	300		20000	Mar	2	"	300	57097
Mar	2	Divids	"		45500		"	"	"	12000
					626516					429547
April	5	"	"		56100	April	5		"	103013
	"	Sundries	301		103600		"		301	38846
					786216					571406
							"	Int in 452.30	"	1500
										572906
								Balance		213310
					786216					786216
April	6	Balance			213310	May	6	Expenses	301	91179
May	6	Sundry	301		77000		"	Sundry	"	108000
	"	Dividends	"		23000					199179
					313310		27	"	"	66124
	31	Sundry	302		50000	June	6	"	302	36260
					318310					301563
June	6	C.T.Cr	"		500000		3	~~Jordan Caswell~~		6
					368310					
		Int in Jordan Caswell			5600			Balance		72347
					373910					373910

Ashland Natl Bank

1918											
June	10	Balance p 135		723	47	June	3	Not in check for		56	00
	20	Sundries	303	4331	00	July	27	Expenses	303	839	61
July	27		"	300	00		"	Sundries	304	2258	00
Sept	6		305	509	00	Sept	9	"	305	1223	50
Oct	4		306	1646	24	Oct	4	"	306	1704	08
				7509	71					6081	19
	7		"	10010	00		10	"	"	10570	75
Nov	30		307	567	49	Nov	30	Expenses	307	817	64
				18087	20						
Dec	31		308	561	00			Taxes	"	101	29
										17570	87
	"		"	31	87	Dec	31	Exp	308	246	25
				18680	07					17817	12
		Not in		11	00			Balance		873	95
				18691	07					18691	07
1919 Jan	1	Balance.		873	95	1919 Jan	1	Not in		11	00
	31	Dividends	310	108	00		31	Sundries	310	468	68
	15	R.R. Mr	"		74	Feb	28	Expenses	"	781	95
										1261	63
Feb	8	C T Cr	"	500	00	Mar	31	~~Divids~~	311	~~736~~	00
	28	Divids	"	175	00		"	RRcr	"	10	63
				1657	69						
Mar	5	C.T.Cr	311	500	00		"	Expenses	"	622	04
										1894	30
	22	Sunds	"	109	43	Apl	30	"	312	415	33
	31	Dividends	"	736	00		"	Sunds	"	1280	00
				3083	12						
Apl	30	Sunds	312	1380	10	May	31	Expenses	313	664	45
										4254	08
May	15	Int	"	34	01	June	30	"	314	1158	73
	31	Dividends	"	1040	00		19	Sunds	"	1758	10
				5457	23			amt 1.50		7170	91
June	30	W. N & Cr	313	2000	00			Balance		1057	70
								1057.70			
	16	Interest	314	23	38			1.50			
								108			
	30	Dividends	"	748	00			July 3d 1167.20			
				8228	61					8228	61
July	1.	Balance		1057	70	July	28	Fire Insurance	314	30	80
	28	Dividends	314	108	00		29	Expenses	315	791	85
	"	C. T. Cr	"	1000	00	Aug	30	"	"	810	30
Aug	30	Sunds	315	57	67		"	Fire Insurance	"	8	80
	"	Dividends	"	175	00	Sept	30	Sunds	316	2833	74
										4475	49
Sept	19	Sunds	"	5085	00	Oct	31	Exp	"	895	34
	30	Dividends	"	748	00		"	Sunds	"	4433	00
										9803	83
	"	Interest	"	2	12			Balance		1079	66
	"	C.T.Cr	316	2000	00						
				10233	49						
Oct	31	Sunds	"	650	00						
				10883	49						
				10883	49					10883	49
		Nov 5		270	00			Nov 5		102	57
		Ch not in		7	50			Bal Nov 8th 1254.59			

Ashland Natl Bank

1919 Nov	1	Balance		1079	66
	30	Sundries	317	1348	88
Dec	18	Salaries	318	1800	00
	31	Dividends	319	748	00
	"	Interest	"	67	85
				5044	39
				5044	39
1920 Jan	1	Balance		1971	71
	5	Lot 3 Bk 914	320	300	00
	31	Dividends	"	694	00
	"	R. K. M	"	21	37
				2987	08
Feb	28	Dividends	321	315	00
	"	Salaries	"	110	00
				3412	08
Apl	29	RKM	322	270	00
	30	Dividends	"	1748	00
				5430	08
May	18	Interest	323	36	13
	31	Dividends	324	4620	00
				10086	21
Jun	17	Bills Rec	325	98	00
	30	Dividends	"	1098	00
	"	Interest	"	77	52
				11359	73
				11359	73
July	1	Balance		2166	15
Aug	25	Dividends	326	220	00
				2386	15
Sept	30	"	327	1150	00
"	"	Interest	"	87	13
				3623	28
Oct	31	Sundries	329	370	00
				3993	28
Nov	19	"	"	1591	13
	13	Bills Payable	"	11757	60
				17342	01
Dec	23	Dividends	331	1122	00
	"	Sundries	"	1982	75
				20446	76
		Checks out		144	00
				20590	76
1920 Dec	30	Balance		3351	92
1921 Jan	31	Dividends	335	1140	80
	"	Sundries	"	201	68
Mar	31	Dividends	"	4292	00
	"	Interest	336	2	12
				8988	52
		Check not in		11	00
				8999	52

1919 Nov	30	Sundries	318	1686	35
Dec	31	"	319	1386	33
				3072	68
		Balance		1971	71
		1971.71 108. Cr 640 Dr 12.80 " 2098.91 BB Jan 5th			
				5044	39
1920 Jan	8	R. K. M	320	202	00
	31	Sundries	320	273	49
	"	Expenses	"	412	11
				887	60
Feb	28	"	321	666	52
				1554	12
Mar	31	"	322	521	32
Apl	30	"	323	1337	65
				3413	09
May	17	Sundries	"	4473	00
	31	Expenses	324	508	34
				8394	43
Jun	30	"	325	799	15
				9193	58
		Balance		2166	15
		2166.15 Richardson Not in .50 2216.15 Check to July 5 819.83 Balance July 5th 1396.32			
				11359	73
Aug	28	Furniture	326	137	50
	"	Expenses	"	1053	33
	"	"	"	580	18
				1771	01
Sept	30	"	327	379	61
				2150	62
Oct	31	"	328	792	85
				2943	47
Nov	13	White Weld & Co	329	11500	00
	12	Sundries	330	635	00
	30	Expenses	"	403	21
				15481	68
	"	Sundries	"	1028	90
				16510	58
Dec	31	Expenses	332	728	26
				17238	84
	30	Balance		3351	92
				20590	76
		Checks out 24. 20. 100.		144	00
1921 Jan	25	Sundries	334	400	00
	31	Expenses	335	2663	34
	29	Int Hav Stock	"	49	40
				3256	74
Mar	31	Sundries	"	320	45
	"	Expenses	336	640	10
				4217	29
		Balances		4782	23
				8999	52

Ashland Nat'l Bank

1921	Mar	31	Balance p137		4782	23	1921 Mar	31	Check rent in		11 00
	Apl	30	RRW	336	270	00	Apl	30	Expenses	336	693 00
	"	"	Interest	337	106	25	May	31	"	337	159 40
					5158	48					
	May	31	Dividends	"	570	00		"	Insurance	"	40 00
	June	30	"	"	1135	90	June	30	Expenses	"	733 66
					6864	38		"	Sundries	"	250 00
											1887 06
									Balance		4977 32
					6864	38					6864 38
	June	30	Balance		4977	32	July	28	Intn Harv. Stock	338	34 56
	July	31	Dividends	338	256	00		31	Expenses	"	509 37
		"	Sundries	339	2467	69		"	Sundries	339	1911 40
	Sept	15	Interest	340	87	13		"	Autos	"	822 20
					7788	14	Sept	15	Sundries	340	2486 60
											5764 13
									Balance		2024 01
	Sept	15	Balance		2024	01	Oct	31	Expenses	341	1272 87
	Oct	31	Dividends	340	1122	00	Nov	31	"	342	3721 43
		"	Interest	"	106	25	Dec	31	"	"	239 75
		"	P & L	"	22	36		"	Expenses	"	886 20
					3274	62					6120 25
	Nov	9	Ruby R M.	341	270	00			Balance		1241 99
		5	C T Cr	"	1000	00					
		30	Dividends	"	520	00					
		"	Sundries	342	366	12					
					5430	74					
	Dec	1	C. T Cr	"	800	00					
		31	Dividends	"	1122	00					
					7352	74					
			Check rent in		9	50					
					7362	24					7362 24
1922	Jan	1	Balance		1241	99	1922 Jan	1	Checks rent in		9 50
								4	Expenses		11 00
		31	Dividends	344	320	80	Feb	3	Intnl Harv. Stock	344	36 08
	Feb	24	C, T Cr	345	1000	00		16	Expenses	"	952 62
		28	Dividends	"	510	00	Mar	4	Sundries	345	529 55
					3072	79					
	April	1	Salaries	"	20	00	Apl	30		346	1936 22
		30	Dividends	346	1172	00	May	27		347	3657 70
											7132 67
			Interest	"	106	25			Balance		3934 50
	May	2	C, T. Cr	"	1000	00					
					5371	04					
		27	Sundries	347	5676	13					
					11047	17					
			Not in		20	00					
					11067	17					11067 17

Ashland Natl Bank

1922						1922					
May	30	Balance		3934	50			Check not in		20	00
June	30	Dividends	348	1682	00	June	30	Sundrs	348	1150	73
										1170	73
	"	Interest	"	23	38	Aug	28	Intern Harv Stock	"	44	80
										12	00
	"	Sundries	"	7000	00			Sundries	"	11,798	31
				12639	88					13025	84
July & Aug	"	Dividends	349	1016	00	Sept	1	Balance		1265	04
July	"	Salaries	"	635	00						
				14290	88						
				14290	88					14290	88
Sept	1	Balance		1265	04	Aug 31	31	Taxes	349	37	02
	22	Ruby R Means	349	252	87	Sept	11	Sundries	"	404	68
	30	Dividends	350	1622	00	Oct	5	B H Y & T Co Stock	"	224	00
		Interest	"	87	13	Sept	30	Expenses	350	874	81
Nov	30	Dividends	351	772	50	Nov	30	Sundries	351	2583	82
										4124	33
		Interest	"	142	37	Dec	30	"	352	1406	74
										5531	07
		Sundries	"	773	50			Balance		6494	46
				4915	41						
Dec	30	Dividends	"	6310	00						
	"	Interest	"	30	67						
	"	Salaries	"	373	75						
	"	Bills Receivable	"	365	70						
22	"	Stock Dividends	352	30	00						
				12025	53						
				12025	53					12025	53
1923 Jan	1	Balance		6494	46	1923 Jan	16	Sundrs	354	95	00
	29	Arts	354	11	25	Feb	9	"	355	1425	76
	31	Dividends	355	495	30	Mar	20	Expenses	356	3541	36
										5062	12
Mar	20	"	"	82	50			Balance		2127	36
		Interest	"	94	84						
		Ruby R Means	"	8	28						
				7186	63						
		Check out		2	85						
				7189	48					7189	48
Mar	21	Balance		2127	36			Check out		2	85
Apl	30	Dividends	356	2005	75	Apl	16	Int Harv Stock	356	32	04
		Interest	"	106	25		4	Jm R Mc Adv	"	775	03
		Sundrs	357	6214	80		16	Mrs & Co	"	4000	00
May	3	R Mc	"	270	00			J R Mc	"	84	45
	31	Dividends	358	1366	00	May	31	Sundrs	358	4300	67
										9195	04
		Interest	"	36	13			Balance p140		3045	95
				12176	29						
		Expenses		14	70						
				100	00						
				12240	99					12240	99
		Checks out		00	00						

3045.95
48.25
2997.70

Ashland Natl Bank

1923						1923					
June		Balance p139		3045	95	June	30	Expenses	360	466	10
"	27	Dividends	359	1964	50	Aug	16	"	1	1257	15
										1723	25
	30	Interest	360	23	38	Nov	1	"		1614	80
	"	Salaries	"	1205	50			Sundrs	2	423	98
				6239	33						
Aug	23	Sundrs	1	31	80		27	"		1935	20
										5697	23
		Dividends		366	00			Balance		3075	04
				6637	13						
Nov	1	"		1464	50						
		Interest	2	193	38						
	27	Sundrs		477	26						
				8772	27					8772	27
Nov	28	Balance		3075	04	Dec	31	Sundrs	3	2275	59
Dec	31	Interest	2	23	37			Balance		10895	32
		Salaries		300	00						
		Dividends	3	9772	50						
				13170	91					13170	91
1924 Jan	1	Balance		10.895	32	1924 Mar	17	Sundrs	4	8252	60
	19	Dividends	4	476	80			Balance		3236	64
Mar	17	Sundrs		117	12					275	55
				1148	24						
		Not in 155.55 120.00		275	55						
				11764	79					11764	79
Mar	17	Balance		3512	19	Mar	17	Checks not in		275	55
	31	Dividends	5	1542	00	Apl	30	Sundrs	6	4016	84
Apl	30	"		1183	50	"	"	Expenses		947	99
										5240	38
		Interest	6	106	25	June	5	Sundrs	7	1496	59
				6343	94					6736	97
May	13	Sund	7	1006	13			Balance		1650	10
June	5	Divids	"	1037	00						
				8387	07					8387	07
June	5	Balance		1650	10	June	30	Expenses	7	324	90
	30	Dividends	7	2278	40	July	31	Sundrs	10	2379	27
	"	Interest	"	34	88	Sept	30	"	12	2075	80
				3963	38					4779	97
July	31	Salaries	10	866	50			"	"	18	22
				4829	88					4798	19
		Dividends	"	936	50			Balance		4801	66
Sept	2	Sundries	"	92	24			to p 181			
	30	Dividends	12	3381	50						
	"	Interest	"	99	89						
				9340	01						
Oct	1	Sundries	"	259	84						
				9599	85					9599	85

1907
May
June
July
Aug
Sept
Oct
Nov
Dec
08 Jan
Mar
Apl
May
June
July
Aug
Sept
Oct
Nov
Dec
1909
Jan 1
Feb
Mar

Central Trust x Safe Deposit Co
Cincinnati

1907						1907					
May	3	Balance forward	p 53	1698	60	May	13	Expenses	176	133	00
June	3	Salaries	177	100	00	Oct	7	Sundries	180	1050	00
July	5	Sundries	"	535	75	Nov	2	Expenses	181	42	60
	15	Dividends	178	245	00	Dec	6	M & W	182	1000	00
Aug	1	Salaries	"	100	00					2225	60
Sept	6	"	180	100	00			Balance down		1671	60
Oct	3	"	"	100	00						
		Dividends	"	285	75						
	16	"	"	245	00						
Nov	2	Sundries	"	287	10						
	4	Salaries	181	100	00						
Dec	4	"	"	100	00						
				3897	20						
				3897	20					3897	20
08 Jan	1	Balance		1671	60	08 May	6	Sundries	185	1040	00
	3	Dividends	183	26	25	July	28	M & W	188	1400	00
	4	Salaries	"	100	00			Balance 5th 2349.33			
		Ruby R. Means	184	150	00	Oct	23	L. M. I Co	190	500	00
										2940	
Mar	6	Sundries	"	400	00			Balance down		2841	53
				2347	85						
Apl	2	"	185	407	32						
				2755	17						
May	4	"	"	370	00						
June	2	"	186	100	00						
July	2	"	187	535	75						
				3760	92						
	17	"	"	420	00						
Aug	7	"	188	100	00						
Sept	2	"	189	100	00						
Oct	3	"	"	285	75						
	"	"	"	100	00						
				4766	67						
	5	"	"	22	66						
Nov	3	"	190	370	00						
	28	"	191	100	00						
				5254	33						
Dec	17	"	"	515	00						
	21	"	"	7	20						
				5781	53						
				5781	53					5781	53
1909						09					
Jan	1	Balance		2841	53	Jan	11	M & W	193	2700	00
	2	Dividends	193	289	50			Balance forwarded	142	881	03
	4	Sundries	"	250	00						
Feb	27	Salaries	194	100	00						
Mar	1	"	"	100	00						
				3581	03						
				3581	03					3581	03

Central Trust & Safe Deposit Co
Cincinnati

1909 Mar	1	Balance forwarded	141	881 03			Balance down		2053 98		1911 Jan
Apl	2	Sundries	195	389 50							
	16	"	196	276 50							
	23	"	"	506 95							
		B.B. balanced		2053 98							
				2053 98					2053 98		Feb
1909 Apl	23	Balance		2053 98	09 Dec	24	Expenses	202	15 00		Apl
May	3	Sundries	196	370 00	10 Mar	15	L. M. I Co	205	2000 00		
June	2	"	197	100 00		24	Sun Life Ins Co	"	1085 00		
									3100		
July	6	"	"	439 50	Apl	13	L. M. Pfd Stock	206	2000 00		
				2963 48							
	15	C. T. & S. D Co	198	276 50		28	Balance		1157 99		May
Aug	4	Interest	"	9 61							
				3249 59							
Oct	1	Dividends	200	30 00							Jun
	25	Sundries	"	639 03							
				3918 62							
Nov	1	RR M	201	270 00							July
Dec	17	Sundries	202	565 00							
	30	Dividends	"	175 00							
				4928 62							
1910 Jan	3	"	203	30 00							Aug
	"	R. R. M	"	150 00							
	17	Dividends	"	527 00							Sept
				5635 62							
April	2	"	206	220 00							Oct
				5855 62							
	18	"	207	352 00							
	28	Interest	"	50 37							Nov
				6257 99							
				6257 99					6257 99		Dec
1910 April	25	Balance		1157 99	1910 Dec	27	Expenses	213	15 00		
May	2	Sundries	207	441 12			Balance		3899 42		Dec
June	15	Dividends	208	762 00							1912 Jan
July	2	"	"	257 50							
	"	R. R. M	"	150 00							
				2768 61							
	16	Dividends	209	262 50							
Aug	2	"	"	52 50							Feb
Sept	16	"	210	125 00							Mar
Oct	1	"	"	257 50							Apl
	21	"	211	87 50							
		Int	"	20 04							
				3573 65							
Nov	1	Divids	"	52 50							
	8	R. R. M.	212	270 00							Jun
				3896 15							
Dec	27	Interest	213	18 27							July
				3914 42							
				3914 42					3914 42		

Central Trust & Safe Deposit Co

1911	Jan	1	Balance forward	—	3899 42	1911	Aug	17	M. M & Co	220	6000 00		
		3	Sundries	214	187 50				Balance		2544 11		
		16	Dividends	"	262 50								
		21	"	"	87 50								
					4436 92								
	Feb	3	"	215	52 50								
	Apl	3	"	216	37 50								
					4526 92								
		17	"	"	614 50								
		21	Interest	"	21 21								
		"	Dividends	217	132 50								
	May	1	Sundries	"	322 50								
		15	R. R. M	"	2000								
	Jun	21	Divds	218	1250 00								
		"	R R M	"	62 50								
	July	3	Sundries	"	272 50								
		20	"	219	6055 50								
					6703 13								
		31	"	"	1400 00								
	Aug	7	Expenses	"	24 00								
					6867 13								
		17	RR M	220	2000								
	Sept	18	Sundries	"	1200 00								
					8087 13								
	Oct	2		221	37 50								
		21	Dividends	222	87 50								
	Nov	1	R R M	223	2400 00								
	Dec	22	Sundries	224	91 98								
					8544 11							8544 11	
	Dec	22	Balance		2544 11	1911	Dec	26	Expenses	224	15 00		
1912	Jan	1	Sundries	226	1817 50	1911	July	1	Automobiles	230	2450 00		
		5	"	"	800 28						2465		
		15	Interest	"	7 11								
		22	Dividends	"	132 50								
	Feb	2	Sundries	227	523 50								
	Mar	18	Dividends	228	153 88								
	Apl	2	Sundries	"	403 71								
		15	Dividends	"	460 61								
		22	"	"	132 50								
		25	Sundries	229	1157 46								
					8133 16								
	Jun	24	"	230	2244 52								
	July	1	Dividends	231	657 91								
		"	RR M	"	1200 0								
					11155 59								
			Ford p 144		11155 59				Ford p 144			2465 00	

Central Trust & Safe Deposit Co
Cincinnati

1912	July	1	Forwarded p 143		11,155 59	1912	July	1	Forwarded p 143		2.465 00	1914	Sept		
		15	Dividends	231	484 33			15	Northwestern Life	231	144 00 / 260 900		Oct		
		22	"	"	132 50		Oct	17	Balance		1175 809		Dec		
	Aug	17	"	232	65 20										
	Sept	2	"	"	17 29										
		25	"	233	241 809										
	Oct	12	Sundries	234	9409 / 1436709										
					14367 09						14367 09	1915	Jan		
	Oct	12	Balance		11,758 09		Nov	1	Mrs S.C. Ringo	234	100000				
		18	Dividends	234	52283		Dec	2	W. M + Co	235	700000				
	Nov	2	Sundries	235	33215			24	Expenses	238	1500 / 80 15		Feb		
		25	"	"	1261 468 / 1261 775		1913	Jan	24	W M + Co	240	100000			
1913	Jan	1	"	239	43193			Feb	28	L.M. 1 Co	"	500000 / 95 15 60		Apl	
		"	"	"	2311 80 / 1536148					Balance		700719			
	Feb	28	"	240	16,740 15 / 16,010 63									July	
	Mar	31	R R Co	241	1500										
			Dividends	"	32669										
			Interest	242	7887 / 165 221 9									Aug	
					16522 19						16522 19			Nov	
	Mar	31	Balance		700719		Mar	31	Expenses	242	5000			Dec	
	Apl	23	Sundries	243	1301 38 / 830857			May	27	"	245	500			
	May	27	"	244	73455			June	18	"	"	10000			
	June	20	"	246	5643				20	Phoenix Mutual	246	12355			
	July	2	"	247	54831			July	22	W. M + Co	248	6000 00 / 627855		1916	Jan
		16	"	"	55683 / 1020469			Dec	15	"	251	300000			
	Oct	31	"	250	72394				26	Expenses	252	1500 / 929355		Apl	
	Nov	18	"	251	37978 / 1130841					Balance		206296			
	Dec	31	Interest	253	4810 / 1135651										
					1135651						1135651				
1914	Jan	1	Balance		206296		1914	Jan	16	W. M + Co	254	150000			
		10	Sundries	253	27668			Mar	16	Sundries	255	240000 / 39 00		June	
	Mar	3	Dividends	254	38557 / 5225 21										
		31	"	255	100707									July	
	Apl	22	"	256	72833									Aug	
		30	Sundries 3161.45 + 44.70 + 3116.75	"	10084 / 706145									Sept	
	May	8	R R Co	"	24000										
	June	16	Sundries	258	21873 8 / 9488 83										
	Sept	15	"	259	3916 2 / 984043									Oct	
			Forward p 145		98804 5					Forward p 145		390000			

Central Trust + Safe Deposit Co Cincinnati

1914						1914				
Sept	15	Forward p 144			9880 45	Sept	15	Forward p 144		3900 00
Oct	19	Dividends	260		635 21	Dec	23	Expenses		1500
Dec	15	"	261		175 12			Balance		7409 71
	17	RRRR	"		2697 0					
	26	Dividends	"		2925 0					
	29	Interest	262		717 3					
					11324 71					11324 71
1915 Jan	1	Balance			7409 71	1915 April	2	Sun Life Ins Co	265	1085 00
	2	Sundries	263		1705 00		15	L M D Co	"	100 00
	5	RRRR	"		1200 0		16	M. E T Co	266	1500 00
Feb	10	Dividends	"		1227 34		23	Pharmacy Rent	"	1227 50
		Sundries	264		800 0	July	3	Furniture	267	50 39
April	2	"	265		4545 0			Expenses	268	500 00
	23	Dividends	266		7287 8		7	N. M. L. D Co	"	1440 0
July	3	"	267		14243 5	Aug	28	Expenses	269	2641 2
		Sundries	"		6403 5	Sept	27	"	"	300 00
		M M & Co	268		4239 4	Dec	1	"	270	313 00
Aug	28	Dividends	"		10482 9	15262.26	8	Cash	273	1005 00
Nov	3	"	269		8259 1	3766.26				
Dec	1	RRRR	271		3000	11496 00	31	M. M. Co	274	6000 00
	31	Sundries	273		26192 0	18797.37				
		Dividends	"		6000	11384.26		Balance		7413 11
					18797 37	7413.11				
						2411 = Bal Dec 28				
						5002.11				
										18797 37
1916 Jan	1	Balance			7413 11	1916 Jan	25	M. M. Co	275	5000 00
	25	Dividends	275		975 0	May	31	A. M. B	277	1000 00
April	25	"	276		1664 24	July	10	M M M & D Co	279	1440 0
		"	"		375 0	Sept	2	A. M B	280	3500 00
		RRRR	"		600 0		"	"	281	500 00
	28	Means Realty	"		6000 0					
	"	Interest	"		2569					
					9898 0					
June	2	Dividends	278		1241 5					
	30	K. D & C Stock	"		700 0					
July	3	Dividends	279		9771 4					
Aug	2	"	"		5050 0					
					11574 33					
Sept	2	A. M B.	"		3800 0					
		Dividends	280		9735 0					
		Sundries	"		8154 1					
Oct	16	Dividends	281		1536 42					
					15279 66					
		Forward p 146			15279 66			Forward p 146		10144 00

Central Trust Safe Deposit Co

Emeriman

1916 Oct	16	Forwarded p 281		15279	66	1916 Oct	16	Forwarded p 281		10144	00
Nov	2	C T & D Stock	281	9000				Balance		756679	
	"	RRem	282	6000							
	17	Dividends	"	31915							
Dec	30	Sundries	284	19528	4						
				17701	65						
		Dividends	"	914							
				17710	79						
				1771079						1771079	
1917 Jan	1	Balance		756679		1917 Jan	22	W. W & Co	285	250000	
	22	Expenses	285	966		Mar	29	B. P	287	650000	
Feb	2	Dividends	286	206999		Jun	26	RRem	290	49000	
				96464			"	U.S.B.	291	98000	
Mar	28	Sundr	287	78758						104700	
	30	P & L	"	53748				Balance		806529	
Apl	30	Dividends	289	82768							
				117991	8						
Jun	2	"	290	89919							
				136837							
July	2	"	291	130357							
Aug	2	"	292	416974							
				181716	8						
	25	Sundr	"	36361							
				185352	9						
				1853529						1853529	
1917 Aug	25	Balance		806529		1917 Aug	31	B. P.	292	500000	
Oct	1	Divids	293	104270		Sept	27	A.W.S	293	100000	
Nov	21	"	295	42000		Oct	12	"	295	100000	
Dec	31	"	297	74333		Nov	21	"	"	100000	
				102713	2						
	"	Interest	298	1830		Dec	31	Expenses	297	5150	
										805150	
								Balance		22381	2
				10269	62					1028962	
1918 Jan	1	Balance		22381	2	1918 Feb	23	Sundr	300	212000	
	31	Divido	299	207391		Mar	2		"	7300	
Feb	1	"	"	83500						219300	
Mar	2	"	300	69500		Apl	5		"	15000	
				58420	3						
Apl	5	"	"	18797	4	May	6		301	27825	
May	6	"	301	83450			"		"	50000	
				85562	7					312125	
	31						31		302	174310	
										486435	
Jun	3	"	302	52000		Jun	6		"	62320	
				90762	7						
	21	"	303	22333			21		303	153000	
				92996	0					701755	
July	27	"	"	25584	1	July	27		"	4126	
				118580	1					705881	
	"	Interest	"	4520		Sept	9	Balance 484.40	304	2610	
				119032	1						
Sept	9	Divido	305	66750			"		305	4000	
Oct	4	"	306	142641							
				139971	2				"	50000	
						Oct	4		306	100000	
										862491	
		Forward p 147		139971	2			Forward p 147		862491	

The Central Trust Co
Cincinnati

1918 Oct	1	Forwarded p 146		13997 12	1918 Oct	4	Forwarded		8624 91
Nov	30	Sundries	307	1028 70		23	Bills Payable	307	4000 00
Dec	31		308	582 50	Nov	30	Expenses	"	150 00
	"		"	1800 00		"	Second Nat'l	"	150 00
	"	Interest	"	38 45		"	U.S. Bonds	"	1000 00
					Dec	17	" "	308	1000 00
							Balance		2521 86
				17446 77					17446 77
1919 Jan	1	Balance		2521 86	1919 Jan	15	U.S. Bonds	310	2500 00
	31	Dividends 1527.91	310	1527 91	Feb	8	A.N.B.	"	500 00
Feb	28	"	"	597 50	Mar	12	Sunds	311	905 00
Mar	3	Interest	"	21 00	Apl	30	A.N.B.	312	700 00
	31	Dividends	311	1022 50	May	31	Sundries	"	743 51
Apl	30	Sunds	312	1243 91	Jun	30	"	313	2925 00
May	31	Dividends	"	592 50			Balance		3775 17
Jun	19	N. N+Co	313	3300 00					
	30	Dividends	314	7966 0					
July	31	Sunds	"	4249 0					
				12048 68					12048 68
July	3	Balance		3775 17	July	28	Sundries	314	1144 00
	28	Dividends	314	7340 0	Aug	30	"	315	400 00
Aug	30	"	315	5150 0	Sept	30	"	316	2705 00
Sept	30	"	"	517 50	Oct	31	"	"	250 00
	"	Interest	"	33 00		"	A NB	"	500 00
Oct	31	Sundries	316	4536 76	Nov	30	"	317	1000 00
Nov	30	"	318	5800 0	Dec	31	Sundries	319	5544 7
Dec	31	Divids	319	3175 0			Balance		4518 71
	"	Interest	"	6325					
				11072 18					11072 18
1920 Jan	1	Balance		4518 71	1920 Jan	31	Expenses	320	728 00
	31	Dividends	320	1422 41	Feb	28	"	321	653 00
Feb	25	"	321	7400 0	Mar	31	"	322	633 00
Mar	31	Sundries	322	4568 7	Apl	30	"	323	981 03
Apl	30	Dividends	"	1470 91	May	31	"	324	1984 32
	"	Interest	"	106 25	Jun	26	N. N+Co	325	2000 00
May	31	Dividends	324	5600 0		"	Taxes	"	250 00
Jun	30	"	325	5033 0		30	Expenses	"	532 40
	"	Interest	"	23 38					
	"	"	"	50 81			Balance to p 148		2090 89
				98526 4					98526 4

The Central Trust Co

Cincinnati

1920	July	1	Balance p 147		2090	89	1920	Aug	28	Expenses	326	50 00
	Aug	28	Dividends	326	1604	91			31	Sundries	"	5144 00
		"	"	"	740	00						5194
								Sept	7	"	327	750 00
	July	28	1st Natl Stock	"	6289	32			30	Expenses	"	450 00
					10725	12						6394
	Sept	30	Dividends	327	556	25		Oct	31	"	328	600 00
					11281	37						6994
	Oct	31	"	328	1631	41		Nov	13	A. N. B	329	1500 00
		"	Interest	"	106	25			22	W. W & Co	"	2000 00
					13019	03						
	Nov	30	Dividends	330	460	00			30	Expenses	330	200 00
	Dec	23	"	331	706	25		Dec	30	"	332	287 01
										out 40		10981 01
		30	Int	332	53	67			"	"	"	16
					14238	95						10981 17
			Check out		40	00				Balance		3297 78
					14278	95						14278 95
			Balance		3297	78				Check out		40 00
1921	Jan	31	Dividends	335	1998	91	1921	Jan	31	Expenses	335	400 00
	Mar	31	"	"	1551	25		Mar	31	"	336	~~1060~~ 420 00
		"	Interest	"	103	71						1860 10
					6951	65		Apl	26	Sinclair Oil Stock	"	2752 50
	Apl	30	Dividends	337	1834	91			30	Expenses	"	200 00
												3812 50
		"	Interest	337	9	58		May	31	"	337	350 00
					8796	14						4162 50
	May	31	Dividends	"	775	00		June	30	"	338	150 00
												4312 50
		"	Interest	"	48	00				Balance		6031 47
					9610	14						
					8	86						
	June	30	Dividends	"	623	25						
		"	Interest	338	92	72						
					10343	97						
					10343	97						10343 97
	July	1	Balance		6031	47		July	31	W. W & Co	338	2000 00
		31	Dividends	338	1464	41			"	Expenses	"	400 00
	Sept	15	"	340	1325	00			"	Autos	339	25 00
		"	Interest	"	21	99			"	Sundries	"	1939 50
	Oct	31	Dividends	"	1950	16		Sept	17	CH Parsons Co Pfd	341	1000 00
												5364 50
		"	Interest	"	15	43		Nov	14	Sundries	"	2000 00
			Bal 5443.96		10808	46						7364 50
	Nov	30	Dividends	341	625	00		Dec	1	AWB	342	800 00
					11433	46						
	Dec	31	"	342	1934	50			31	Expenses	"	50 00
				"	31	77						8214 50
		"	Interest	343	6	96				Balance		5242 19
					13406	69						
			Check out		50	00						
					13456	69						13456 69
1922	Jan	1	Balance		5242	19	1922			Check H.E.M not in		50 00
		31	Dividends	344	1391	91		Feb	3	MW & Co	344	3000 00
	Feb	28	"	345	1285	00			24	ANB	345	1000 00
	Mar	2	Interest	"	25	06			21	A L & B Ass Stock	344	900 00
					7944	16				Balance		4950 16
					7944	16						7944 16

The Fourth & Central Trust Co
The Central Trust Co

1922	Mar	2	Balance			2994 16	1922 Apl	30	Expenses	346	120 00
	Apl	30	Dividends	346	1951 41		May	2	A. U. B.	"	1000 00
		"	Interest	"	6 88			11	Hand. Oil Co. Ky. Stock	"	1676 80
	Mar	20	"	"	92 25		June	30	A. U. B.	348	2000 00
	June	30	Dividends	348	758 80		Sept	11	Taxes	349	240 00
			Interest	"	10 59		Nov	21	N.E.W. Adv.	350	2000 00
	May	1	Dividends	"	1750 00			29	A. U. B.	351	500 00
	Aug	24	"	349	2330 36				Balance		3947 45
		30	Int	"	876						
	Sept	30	Dividends	350	500 75						
			Interest	"	13 11						
	Nov	29	Dividends	351	804 20						
			Interest	"	12 74						
	Dec	30	Dividends	"	1820 75						
			Interest	"	449						
					11484 25						11484 25
1923							1923				
	Jan	1	Balance		3947 45		Mar	14	Bills Payable	354	1360 00
		2	Union Tank Car Stock	354	4300		Jan	22	Expenses	356	25 20
		31	Dividends	355	2612 01		May	14	Bonds	357	2385 00
	Mar	9	"	"	1852 25		June	30	Expenses	360	800 00
	Feb	27	Interest	"	21 51			"	Bonds	"	529 00
	Apl	30	Dividends	356	977 44		Oct	12	N.E.W. Adv.	2	500 00
			Interest	"	24 96				Balance		786 43
	May	22	Dividends	358	1040 00						
			Interest	"	11 80						
	Jan	27	Dividends	359	470 25						
		30	Interest	360	10 02						
	Aug	21	Dividends	1	2358 94						
		"	Interest		20 98						
	Nov	1	Dividends		955 00						
			Interest	2	25 04						
	Dec	31	"		25 98						
					13460 63						13460 63
1924	Jan	1	Balance		7861 43		1924 Apl	26	Bonds	5	4762 50
		19	Dividends	4	3460 00			30	Expenses	6	400 00
	Mar	31	Interest	5	41 36				Balance to p 150		4685 32
			Dividends		1464 75						
	Apl	30	"	6	1200 00						
		"	Interest		14 28						
					9847 82						9847 82

The Fourth and Central Trust Co
Cincinnati

1924	May	1	Balance		4685 32	1924	June	30	Sunds	7	6252 00
	June	30	Interest	7	4 97			"	Expenses	"	900 00
		26	A&M Co Stock	8	3566 58						7152
							Sept	6	Sunds	12	2000 00
			Interest	7	8 12						9152
					8264 99		Oct	2	2nd Natl		5000 00
											14152
	Aug	2	Inheritances	9	5747 31				Balance		3523 61
		"	"	"	815 41						
	July	31	Interest	10	3 83						
			Dividends	"	1343 93						
	Sept	30	"	12	650 25						
		"	Interest	"	25 81						
					16851 53						
	Oct	31	Dividends	13	172 00						
	Nov	4	Interest	15	12 63						
					17036 16						
	Dec	31	Dividends	16	629 25						
		"	Interest	"	10 20						
					17675 61						
					17675 61						17675 61
1925	Jan	1	Balance		3523 61	1925	Mar	4	Sunds	17	1875 00
	Mar	20	Dividends	17	1067 00		May	20	So Sec. Coop	19	5000 00
		"	Int	"	14 15		June	16	Sunds		3773 00
											10648
	Apl	14	Divids	19	5684 94				Balance		3572 09
	May	1	Int	"	13 51						
	June	30	"	20	17 70						
		"	Dividends	"	603 00						
					10923 91						
	Oct	10	Inheritance	21	56 87						
		"	Int	22	56						
		"	Dividends	"	2302 50						
					13283 84						
	Nov	2	Inheritances	"	47 95						
		30	Dividends	24	789 00						
					14120 79						
		"	Interest	"	8 37						
					14129 16						
	Dec	31	"	26	90 93						
					14220 09						
					14220 09						14220 09
1926	Jan	1	Balance		3572 09	1926	Mar	6	H E Mtr Adv	28	1000 00
	"		Dividends	28	1032 50		May	10	Sunds	29	5800 00
											6800
	Mar	24	Int	"	15 01		Oct	16	3rd Nat	32	112 18
					4619 60						6912 18
	May	1	"	29	14 48						
		"	Dividends	"	2272 93						
	Jan	15	Int	30	5 17						
					6912 18						
					6912 18						6912 18

Dr. Dividends. Cr.

Dr.				Cr.				
1908 Dec 31	P & L	540800		1908 July 20	Forwarded fp 18		323025
				30	A. N. B.	188	30000
				Aug 7	L M I Cr	"	14750
				29	A N B	"	6600
				Oct 3	Sundries	189	56475
				17	M N W	190	24500
				29	A. N. B	"	4500
				Nov 18	L. M. I. Cr	191	26250
				Dec 21	A. N. B	"	33800
				26	A. N. B	192	27900
				31	L. M. I Cr	"	20000
		540800					540800
1909 Dec 31	P & L	649450		1909 Jan 2	Sundries	193	34950
				16	A. N. Bk	"	22750
				Feb 27	L. M. I Cr	194	32250
				Mar 31	A N B	195	27900
				Apl 2	C, T & S D Cr	"	28950
				16	"	196	27650
				30	A N B	"	30600
				May 15	L. M I Cr	"	26250
				July 6	C, T & S D Cr	197	28950
				"	Sundries	"	33900
				"	L. M I Cr	"	20000
				15	C. T. & S. D Cr	198	27650
				Aug 2	A N B	"	13800
				15	L M I Cr	199	32250
				Sepr 1	A N B	"	3000
				Oct 1	Sundries	200	30900
				25	C T & S D Cr	"	57550
				30	A N B	201	13800
				Nov 15	L. M I Cr	"	26250
				Dec 15	R. E. T Cr	"	59700
				17	C, T & S D Cr	202	25000
				30	Sundries	"	45400
		649450					649450
				1910 Jan 3	Sundries	203	9000
				17	C. T. & S. D Cr	"	52700
				Feb 4	A. N. B	"	13800
					Forward fp 152		76500

Dr Dividends Cr

1910 Dec	31	P & L		214	8431	67	1910 Feb	4	Forwarded p 151			755	00
								22	L. M. I. Co		204	147	50
								"	A. N. B.		"	30	00
							April	2	"		206	651	00
								"	C. T. & S. D Co		"	220	00
								15	L. M I Co		"	762	00
								18	A. T & T. Co		207	352	00
								28	A. N B		"	30	00
								18	M & W		"	24	00
								29	A. N B		"	138	00
							May	2	C, T & S D Co		"	64	17
								16	L M I Co		208	262	50
							June	15	C. T. & S D Co		"	762	00
							July	2	Sundries		"	752	50
								16	"		209	614	50
							Aug	2	[illegible] & S D		"	52	50
								20	L M I Co		"	147	50
							Sept	16	C, T & S D		210	125	00
								26	A N B		"	138	00
							Oct	1	Sundries		"	536	50
								16	R. E. T. Co		"	614	50
								21	C, T & S D		211	87	50
							Nov	1	Sundries		"	67	50
								22	M. W & Co		212	120	00
							Dec	21	Sundries		"	728	00
								31	Dividends		213	357	50
												8431	67
					8431	67						8431	67
							1911 Jan	3	C, T & S D		214	37	50
								"	M, B & T Co		"	30	00
								16	Sundries		"	614	50
								21	C, T & S D		"	87	50
								27	A. N B		215	150	00
							Feb	3	C, T & S D		"	52	50
							Mar	4	A. N. B.		"	60	00
								"	L. M. I. Co		"	235	00
								20	R. E. T. Co		"	125	00
								21	A. N. B		216	138	00
							Apl	3	Sundries		"	640	50
												2035	50
									Forwarded			2035	50

1911 Dec

Dr Dividends Cr

1911 Oct 21	Mill D Cr	222	17500	1911 April	3	Forward		203550
Dec 30	P & L (Error 100.00)	225	801584		17	C.T. & S. D Cr	216	61450
	Note. Should have been				21	"	217	132 50
	$8115.84 - See Dec			May	1	"	"	5250
	31st 1913 for balance			June	16	"	218	26300
	$100.00 brought down				28	A N B	"	27900
				July	3	C.T & S D Cr	"	9750
					"	M. B & T. Cr	219	3000
					20	C.T. & S. D. Cr	"	48450
					"	M. M & Cr 70.00 1168.21	"	123821
					31	C, T & S. D. Cr	"	5250
				Sept	15	"	220	12500
					28	A. N. B	221	41700
				Oct	2	Sundries	"	36150
					16	R. E T Cr	222	44512
					19	M. M & Cr	"	81000
					21	Sundries	"	132 50
				Nov	1	R. E T Co.	"	5250
				Dec	15	"	224	70 00
					16	"	"	18051
					26	A N B	225	41700
			8290 84					8290 84
				1912 Jan	1	M, B & T Cr	226	3000
					"	C, T & S D Cr	"	9750
					"	R, E, T, Cr	"	32435
					5	C, T & S D Cr	"	28
					15	R, E T Cr	"	45175
					17	A. N. B	"	37200
					22	C, T & S D Cr	"	19250
				Feb	2	"	227	37650
					20	M. M. & Cr	"	7769
				Mar	16	R, E T Cr	"	6872
					18	C, T & S D	228	15388
					29	A. N. B	"	28663
				April	2	C, T & S D	"	27871
					15	"	"	46061
					20	A. N. B	"	7360
					22	C, T & S. D	"	13250
						Forward 154		341722

Dr Dividends Cr

1912 Dec	31	P & L	239	9193	90	1912 Apl	22	Forwarded p 153		3417	22
							25	C, T & S D	229	57	58
						June	17	"	230	244	52
							24	A. N. B.	"	36	80
						July	1	Sundries	231	747	91
							15	C, T & S D	"	484	33
							22	"	"	132	50
						Aug	17	"	232	65	20
							17	L. M. 1 Cr void	"	00	00
						Sept	2	C, T & S D	"	17	29
							25	"	"	2418	09
						Oct	12	"	234	9	72
							14	R. E. T. Co	"	70	00
							18	C. T & S D	"	522	83
							28	A. N. B	"	48	00
						Nov	2	C, T & S D	235	62	15
							25	"	"	4	68
						Dec	26	Sundries	238	755	08
										9093	90
							31	Error Dec 30th 1911		100	00
										9193	90
				9193	90					9193	90
						1913 Jany	2	Sundries	239	554	93
								C. T & S D	"	491	80
							16	R. E. T Cr	240	115	83
						Feb	28	C, T & S D	"	605	15
							.	L. M. 1 Cr	"	60	00
								W. W & Cr	241	99	54
										1927	25
						Mar	31	Sundries	"	367	85
							.	A. N. B.	242	240	23
							"	W. W & Cr	"	6	81
						Apl	16	R. E. T. Cr	"	327	07
							.	A. N. B	243	279	00
							23	C, T. & S. D	"	705	51
						May	27	"	244	208	72
						June	20	"	246	26	43
							27	R. E. T. Cr	"	250	26
						July	2	C, T & S. D	247	361	50
							"	Sundries	.	417	00
							"	R. E. T. Cr	"	76	40
										5194	03

1913 Dec

1914 Dec

Dividends Cr

1913 Dec	31	Dividends	253	9044	99	1913 July	2	Bwt forward		5194	03
							16	C, T + S D C	247	556	83
							21	R. E. T Cr	248	133	52
						Aug	1	"	"	232	58
							15	L. M. I Cr	249	60	00
						Sept	20	R. E. T Cr	"	406	30
							27	A N B	250	279	00
						Oct	31	Sundries	"	1209	95
						Nov	1	R. E. T Cr	251	94	57
							18	C, T + S D Cr	"	110	08
						Dec	4	R. E. T Cr	"	198	78
							26	Sundries A N B	252	279	00
		For Income Tax 7117.74					"	" R E T Cr	"	290	35
										9044	99
				9044	99					9044	99
1914 Dec	31	P + L	262	9972	92	1914 Jan	14	C, T + S D Cr	253	957	88
							"	Sundries	"	643	16
						Feb	21	L. M. I. Cr	254	60	00
						Mar	3	Sundries	"	443	15
							31	"	255	1087	28
						Apl	16	W. W + Cr	"	24	50
							22	C, T + S D Cr	256	728	33
							30	"	"	37	50
						May	7	White Weld + Cr	"	3	00
						July	16	C. T + S D Cr	258	2068	58
							"	Sundries	"	559	38
						Aug	20	L. M. I. Cr	259	60	00
						Sept	15	C, T + S D Cr	"	367	12
							"	Sundries	"	251	43
						Oct	19	R. E. T. Cr	"	719	12
							"	Sundries	260	914	21
										8924	64
						Dec	15	"	261	556	88
							26	"	"	461	40
							31	Bills Rec	262	30	00
										9972	92
				9972	92					9972	92
						1915 Feb	10	Sundries	263	1836	55
						Apl	2	"	265	890	51
							15	L M I Cr	"	279	00
							23	C T + S D	266	728	78
										3734	84
								Forward p 156		3734	84

Dividends

1915 Dec 31	P & L	274	965675	1915 Apl	23	Post Forward	155		373484			1917 Dec
				July	3	Sundries	267		156235			
				Aug	28	C, T & S D Co	268		104829			
					"	A & B	269		2500			
					30	"	"		7500			
				Nov	3	Sundries	"		205894			
				Dec	31	B. E. T Co	273		44133			
					"	C, T & S D Co	"		65100			
					"	"	"		6000			
			965675						965675			
1916 Dec 30	P & L		1526472	1916 Jan	26	R. E. T Co	275		103811			
						Sundries	"		22250			
				Apl	27	"	276		331862			
				May	3	A. & B.	277		4500			
				June	2	Sundries	278		28177			1918 Dec
				July	3	"	279		108540			
						"	"		110214			
				Aug	2	"	"		107842			
				Sept	2	"	280		115765			
				Oct	2	"	281		192642			
				Nov	2	Nm & Co	282		3000			
					17	Sundries	"		188004			
				Dec	30	C, T & S D	284		16801			
					"	A. & B.	"		192150			
					"	C, T & S D	"		914			
			1526472						1526472			
				1917 Feb	2	Sundr	286		295674			
					"	RR Co	"		9665			
				Mar	28	A & B	"		158400			
					"	C, T & S D	287		74990			
					29	Sundries	"		2117500			
					31	M, N & C	288		30000			
				Apl	16	St Subs	"		83500			
					30	Sundry	289		117268			
				May	31	M & L	"		66550			
					"	"	"		17500			
				June	1	St Subs	290		3300			
					"	A & B	"		75000			
									3049347			
									3049347			

Dividends

1917 Dec 31	P+L	298	49501	25	1917 June	2	Forwarded		304934	7
							C T & S D	290	89919	
						26	A N B	"	56100	
					July	2	M W & Co	291	122500	
						"	Sundry	"	14657	
					Aug	2	C T & S D	292	416974	
						25	"	"	33125	
						31	M W & Co	"	54050	
									396817	2
					Sept	27	A N B	293	56100	
					Oct	1	C T Co	"	104270	
					Nov	21		295	206350	
						2		296	110800	
					Dec	31		297	504433	
									4950125	
			49501	25					4950125	
1918 Dec 31	P+L	308	23127	90	1918 Jan	31	Sundry	299 ✓	324391	
					Mar	2	Tob Secy	300 ✓	20000	
							Sundries	" ✓	115000	
					April	5	"	" ✓	244074	
					May	6	"	301 ✓	106450	
									809915	
					June	6	C T Co	302 ✓	52000	
						"	A Tob Secy	" ✓	20000	
						12	U. S. Bonds	" ✓	100000	
						14	2nd Natl	" ✓	1610	
						20	A N B	303	430100	
						21	C T Co	" ✓	22388	
					July	27	Sundry	" ✓	294341	
					Sept	9	"	305 ✓	116750	
					Oct	4	A N B	306 ✓	56100	
							C, T. Co	" ✓	142641	
					Nov	30	"	307 ✓	95650	
						"	A. N. B	" ✓	7000	
						"	2nd N B	" ✓	30000	
					Dec	31	Sundry	308 ✓	134350	
									2312790	
			23127	90					2312790	
					1919 Jan	31	Sundry	310	172091	
					Feb	28	"	"	77250	
					Mar	31	"	311	195850	
					April	30	"	312	40000	
									485191	
							Forward p 158		485191	

Dividends

1919 Dec	31	P+L	319	15736	74	1919 April	30	Forwarded p157		4851	91	1922 Oct
							"	C. T. Co	312	1142	91	Dec
						May	31	Sunds	"	1632	50	
						June	2	Am Tob Certif	313	200	00	
							30	Sunds	314	1544	60	
										9371	92	
						July	3	C T Co	"	403	91	
							28	Sunds	"	927	00	
						Aug	30	"	315	690	00	
						Sept	30	"	"	1265	50	
						Oct	31	"	316	1432	91	
						Nov	30	"	318	580	00	
										14671	24	
						Dec	31	"	319	1065	50	1923 Dec
										15736	74	
				15736	74					15736	74	
1920 Dec	31	Stock Dividends	332	63851	04	1920 Jan	31	Sundries	320	2201	41	
	"	P+L	333	27055	19	Feb	28	"	321	4795	00	
						Mar	31	C. T. Co	322	333	75	
						Apl	30	Sundries	"	3218	91	
						May	31	"	324	5350	00	
						June	5	Woolworth Stock	"	1500	00	
							30	Sundries	325	1601	30	
										19000	37	
						Aug	28	Stock Sinclair Stock 60.00 Am Tob B " 827.80 "	326	3452	71	
										22453	08	
						Sept	30	"	327	1813	25	1924
							"	Int Harv 800. Ash Free Bk 18,700	"	19500	00	
						Oct	31	" Sinclair Stock 63.24	328	1694	65	
						Nov	30	"	330	460	00	
						Dec	22	W W & Co	"	1200	00	
							23	A I & Ill Co Stock	331	41900	00	
							"	Sundries	"	1885	25	
										90906	23	
				90906	23		3			90906	23	
1921 Dec	31	P+L	343	24.333	09	1921 Jan	31	Sunds	335	3139	71	
						Mar	31	"	"	5900	25	
						Apl	30	C T Co	337	1834	91	
						May	31	Sunds	"	1345	00	
						June	30	"	"	1759	15	
										13979	02	
						July	31	"	338	1720	41	
						Sept	15	"	340	1360	00	
						Oct	31	"	"	3072	16	
						Nov	30	"	341	1145	00	
						Dec	31	"	342	3056	50	
										24333	09	
				24333	09					24333	09	

Dividends

1922					
Oct	14	A. U. B.	351	2	50
Dec	31	P&L	358	26385	98
				26388	48
1923 Dec	31	P&L	3	34204	08
					08
1924					93
				30.052	93

For Income Tax
Deduct Loan Mtr 1984.50
" Ky & C Mtr Cr 560.00

1922					
Jan	31	Sunds	344	1712	71
Feb	28	"	345	1795	00
Apl	30	"	346	3123	41
May	27	"	347	1070	00
June	30	"	348	2440	80
May	1	C. T. Cr	"	175	00
				10316	92
Aug	31	Sundries	349	3346	36
				13663	28
Sept	30	"	350	2122	75
Nov	30	"	351	2471	70
Dec	30	"	"	8130	75
				26388	48
				26388	48
1923					
Mar	20	Sunds	355	6042	06
Apl	30	"	356	3850	69
		Liquidating A I & M 1206.00			
May	31	"	358	2055	00
June	13	All B	359	14	70
	27	Sunds	"	2434	75
				14397	20
Aug	31	"	1	4876	69
Nov	1	"	1	3968	44
	27	All B	2	30	00
Dec	31	Sunds	3	10931	75
				34204	08
				34204	08
1924					
Jan	19	Sunds	4	3508	23
Mar	17	All B		30	00
Mar	31	Sunds	5	4404	25
Apl	30	"	6	2858	43
June	30	"	7	3611	90
				14412	81
July	31	"	10	3317	68
Sep	30	"	12	5165	75
Oct	1	All B	"	100	00
Nov	4	Sunds	13	3119	94
	15	W. M & Co	15	742	50
Dec	31	Sunds	16	3194	25
				30052	93
				30052	93
1925					
Mar	20	Sunds	17	6789	19
May	15	"	19	8278	94
June	30	"	20	4926	34
				19994	47
Aug	25	"	21	5234	90
Oct	10	"	22	6484	19
				31713	56

Dividends

1922					
Oct	14	A. U. B.	351	2	50
Dec	31	P & L	358	26385	98
				26388	48
1923 Dec	31	P & L	3	34204	08
				34204	08
1924 Dec	31	P & L	16	30052	93
				30.052	93

For Income tax returns deduct
A. J. M. Liquidating divi 1206
Building shown 300
1506
34.204.08
1506
32.698.08

For Income Tax
Deduct Lowmoor 1984.50
" Ky & C & M Co 560.00

1922					
Jan	31	Sunds	344	1712	71
Feb	28	"	345	1795	00
Apl	30	"	346	3123	41
May	27	"	347	1070	00
June	30	"	348	2440	80
May	1	C. T. Co	"	175	00
				10316	92
Aug	31	Sundries	349	3346	36
				13663	28
Sept	30	"	350	2122	75
Nov	30	"	351	2471	70
Dec	30	"	"	8130	75
				26388	48
				26388	48
1923					
Mar	20	Sunds	355	6042	06
Apl	30	"	356	3850	69
		Liquidating A J & M $1206.00			
May	31	"	358	2055	00
June	13	All B	359	14	70
	27	Sunds	"	2434	75
				14397	20
Aug	31	"	1	4876	69
Nov	1	"	1	3968	44
	27	All B	2	30	00
Dec	31	Sunds	3	10931	75
				34204	08
				34204	08
1924					
Jan	19	Sunds	4	3508	23
Mar	17	All B		30	00
Mar	31	Sunds	5	4404	25
Apl	30	"	6	2858	43
June	30	"	7	3611	90
				14412	81
July	31	"	10	3317	68
Sept	30	"	12	5165	75
Oct	1	All B	"	100	00
Nov	4	Sunds	13	3119	94
	15	W. M & Co	15	742	50
Dec	31	Sunds	16	3194	25
				30052	93
				30052	93
1925					
Mar	20	Sunds	17	6789	19
May	15	"	19	8278	94
June	30	"	20	4926	34
				19994	47
Aug	25	"	21	5234	90
Oct	10	"	22	6484	19
				31713	56

560.00 210. (?)

The enclosed check is a distribution of $40- per share from sale of Capital Assets, and in the opinion of the officers of this Company, it is not taxable as "Income" under the U. S. Income Tax laws.

1925.

The enclosed check is a distribution of $50- per share from sale of Capital Assets, and in the opinion of the officers of this Company, it is not taxable as "Income" under the U. S. Income Tax laws.

May 12th 1924

Loose Item

Dividends

Dividends Tax Less Investment 1984.50					1925						
1925 Dec 31 Key & C.K.U. Pfd 290.			26	35985 31	Oct	10	Brought forward		31713 56		1929 Apl
Buildings 293.80					Nov	30	Sundry	24	906 50		May
Total Dividends 35.985.31					Dec	2	2nd Instl	"	660 50		Sept
Less Income Tax 3.118.00						26	A.M.B.	25	2704 75		
Total 32.867.31									35985 31		
				35985 31					35985 31		
1926					1926						
Apl 6	A.M.B.	Amherg Com	28	5400	Mar	25	Sundry	28	8103 44		
May 10	"	Ask Kig Pfd	29	5479	May	1	"	29	4535 68		
				10879					10000 00		
Dec 31	P & L		35	36136 55	June	25	"	30	4147 60		
Less Bal Tax		300.00				29	3rd Instl	31	710 93		
Total		35.836.55							18497 65		
					Aug	20	Ask Instl	"	5422 00		Oct
					Oct	4	Sundry	32	5404 19		Dec
					Nov	19	"	33	2349 25		10 May
									31 673 09		
					Dec	31	"	35	4572 25		Oct
									36245 34		
				36245 34					36245 34		
					1927						
1927 Dec 31	P & L		47	46572 86	Mar	16	Sundry	36	8225 09		
					"		2nd Instl	36	10850 00		
					June	9	A.M.B.	40	6115 65		11 Jan
							2nd Instl	41	1571 25		
						15	A.M.B.	"	61 35		Mar
						25	"	42	2534 49		Apl
									29357 83		
					Aug	27	2nd Instl	"	1200 00		May
						"	Ask Instl	"	6096 59		June
					Oct	1	" "	43	2185 00		Sept
					Sept	16	W. W. & Co	"	855 00		
					Oct	3	Sundry	"	2029 19		Sept
									40643 61		
					Dec	31	"	46	5929 25		
									46572 86		
				46572 86					46572 86		Oct
					1928						
1928 June 1	A.M.B. Cfwd		51	1625	Jan	4	Sundry	48	2632 74		
	Balance to P 195			38948 64	Mar	20	Divds	"	8830 50		
					Jan	19	"	"	4000 00		Nov
					May	21	"	50	6371 08		Dec
					June	16	Bonus C/fwd	51	15000 00		
						30	A.M.B.	"	5066 59		
									24800 91		
					Aug	22	Sundry	54	4239 90		1929 Jan
					Sept	8	W. W. & Co	"	3325 0		
					July	15	1st Petrosky	"	4500 00		
					Sept	24	A.M.B.	56	9562 5		
					Oct	15	Sundry	"	8185 33		Mar Dec
							Bal 38948.64		38964 89		
				38964 89					38964 89		

Real Estate Trust Co.

Philadelphia

1909								1909					
Apl	2	L. M. I Co	195	50000				Apl	7	Expenses	195	6600	
May	28	"	197	100000					29	"	196	1321	0
Sepr	13	"	199	100000				May	29	"	197	17406	37216
								July	6	"	"	18385	
								Nov	4	"	198	20910	76511
								Sepr	25	"	199	63500	140011
									"	"	"	10000	
								Dec	15	Balance		99989	
				250000								250000	
Dec	15	Balance		99989				09 Dec	24	Expenses	202	13000	
Dec	15	Dividends	201	59700	157689			10 Feb	22	"	204	69219	88219
10 May	21	L. M. I Co	208	50000	209689			Jun	15	"	208	31827	114046
Dec	16	Dividends	210	61450	271139			Dec	21	"	211	73500	187546
								Dec	31	"	213	5900	193446
										Balance		77693	
				271139								271139	
11 Jan	1	Balance		77693				11 Mar	4	Expenses	215	82520	
	16	Dividends	214	35200				May	1	"	217	9500	92020
Mar	20	"	215	12500				Sepr	22	"	221	18024	110044
Apl	3	"	216	32400	157793					Balance		90084	
May	1	R. R. Co	217	8750									
Jun	26	L. M. I Co	218	30000									
Sepr	22	Interest	221	3585	200128								
					200128							200128	
Sepr	22	Balance		90084				Dec	12	Expenses	221	30000	
	30	Sundries	221	22500				Nov	2	"	222	78000	10080
Dec	2	Dividends	"	32400	144984				15	"	223	67225	175225
	16	"	222	44512					"	"			
	21	"	"	4500				Dec	26	"	225	2250	177475
Nov	1	"	"	5250	199246				30	Balance		46822	
Dec	15	"	224	7000									
	16	"	"	18051	224297								
				224297								224297	
1912 Jan	1	Balance		46822				1912 Feb	2	Expenses	227	64450	
		Dividends	226	32435				Mar	16	"	228	17100	
	12	R R Co	"	8750				May	16	"	229	24220	105770
	15	Sundries	"	50575				Aug	13	"	232	9800	
								Sepr	25	"	233	5500	
Mar	16	"	227	8372				Dec	12	Balance p163		27204	
Dec	12	Interest	234	13320	148274							148274	

The Real Estate Trust Co
Philadelphia Pa

1912 Oct	17	Balance			272 04	1912 Dec	24	Expenses	238		213 75		
	14	Dividends	234		70 00	1913 Jan	24	"	240		100 00		
Dec	24	"	238		291 58	Apl	16	"	243		165 00		
1913 Jan	16	"	240		115 83	May	27	"	245		112 50		
Mar	17	R Rec	241		12 50	Jun	18	"	"		40 00		
	31	Dividends	"		41 16	Aug	4	"	248		155 36		
Apl	16	"	242		352 07	Sepr	27	"	250		970 00		
Jun	27	Sundries	246		325 26	Dec	4	"	251		100 00		
July	2	Dividends	247		76 40			Balance down			1378 49		
	21	"	248		133 52								
Aug	7	Sundries	"		332 58								
Sepr	20	Dividends	249		406 30								
Oct	15	"	250		486 01								
Nov	1	"	251		94 57								
Dec	4	Sundries	"		215 28								
June	14	Ch John M Seaton not in			1000								
					3235 10						3235 10		
1913 Dec	4	Balance down			1378 49	13 June	14	Ch John M. Seaton not in			10 00		
	26	Dividends	252		290 35	Dec	26	Expenses	252		150 00		
1914 Jan	31	"	253		505 16	14 Jan	16	"	254		1096 78		
Mar	3	"	254		57 58	Mar	16	"	255		190 00		
	16	C, T & S D Co	255		888 00	Jun	1	"	257		200 00		
	31	Dividends	"		80 21	Aug	20	"	259		50 00		
July	16	"	258		421 38	Oct	19	Sundries	"		1455 00		
Sepr	15	"	259		176 43	Nov	20	"	260		335 00		
Oct	19	"	"		719 12			Balance down			1451 89		
Dec	15	"	261		381 76								
	17	Interest	"		30 14								
June	14	1913 Check June Seaton not in			1000								
					4938 67						4938 67		
1914 Dec	17	Balance down			1451 89	13 June	14	Ch Jno M. Seaton			10 00		
	26	Dividends	261		168 90	1915 Jan	12	Expenses	263 ✓		950 00		
1915 Jan	12	"	263 ✓		411 21	Apl	19	"	266 ✓		876 40		
Mar	19	Stand Subs	264 ✓		18 60		28	"	" ✓		25 00		
Apl	2	Dividends	265 ✓		436 01	July	7	"	268 ✓		18 50		
	16	C T & S D	266 ✓		1500 00	Sepr	27	"	269 ✓		1065 00		
Nov	3	Dividends	269 ✓		909 03	Nov	3	"	270 ✓		377 50		
	8	Sundry	270 ✓		1044 70		"	Rubey R. Means	" ✓		700 00		
					5940 34		11	Balance			1917 94		
											5940 34		

The Real Estate Trust Co
Philadelphia Pa

1915 Nov	11	Balance		1917	94	1915 Dec	1	Expenses	270	54 00
Dec	1	RRM	271	270	00		31	"	273	402 01
										456 01
	31	Dividends	273	441	33	1916 Jan	25	"	275	1610 25
				2629	27					
1916 Jan	25	"	275	1038	11		"	RRM	"	73 75
Apl	24	Expenses	276	30	00	Apl	27	Expenses	276	1357 81
		Dividends	"	536	64	June	2	Sundries	278	1093 50
										4591 32
		"	"	803	49			Balance		624 58
				5037	51					
June	2	"	278	157	62					
		Sundries	"	20	77					
				5215	90					
				5215	90					5215 90
		Balance Not in 350		624	58	Aug	2	Expenses	279	113 50
July	3	Dividends	279	1085	40	Oct	2	W. W. & Co	281	1000 00
Sept	2	"	280	184	15		16	Sundries	"	624 16
										1737 66
		Expenses	"	4	00	Dec	18	Expenses	284	3 46
										1741 12
Oct	2	Dividends	281	390	00			Balance		1109 75
				2288	13					
Nov	17	"	282	549	14					
				2837	27					
Dec	18	Interest	284	13	60					
				2850	87					2850 87
		Balance		1109	75	Dec	30	Expenses	284	11 50
1917 Aug	2	Interest	292	6	20	1917 Jan	31	"	286	610 69
						Apl	30	"	289	86 00
						July	2	"	291	95 00
										803 19
						Aug	31	A. NB	292	312 76
				1115	95					1115 95

Stock Dividends

1920 Dec	31	P & L	333	64601	04	1920 Dec	31	Dividends	332	63851 04
							"	Stand Oil Indiana	"	750 00
										64601 04
				64601	04					64601 04
1921 Dec	31	P & L	343	402	40	1921 Jan	25	Sundries	334	197 40
						Apl	15	Sinclair	337	53 00
										250 40
						July	25	Internal Harvester	338	152 00
										402 40
				402	40					402 40
						1922 Jan	25	Internal Harvester	344	156 00
						Apl	21	Stand. Oil Ky	346	1676 80
										1832 80
						July	25	Internal Harvester	348	160 00
						Sept	29	Bank Newport	349	250 00
						Dec	12	Stand Oil Co Ohio	352	500 00
								Forward P171		2742 80

Second Natl Bank

Ashland

1917	Oct	24		295	5877 00	1917	Nov	27	Sundries	296	3992 01	1921	Jan
	Nov	26		"	1970 00		Dec	31	Surp	297	5663 1		
					7847				U. S. Bonds	"	6000 0		Feb
									Balance		2688 68		Mar
					7847 00						7847 00		Apl
1918	Jan	1	Balance		2688 68	1918	Jan	31	Sunds	299	3208 56		May
		7	Sunds	299	1077 95		Mar	2	Nor Ver Stock	300	2000 0		June
	June	14	"	302	41 10		Sept	9	Exp	304	122 99		
	July	29	Stock	304	2500				Rem	305	2067 3		
	Sept	9	Divids	305	3000 00		Oct	23	Bds Pay	306	2000 00		June
	Oct	17		306	1800 00		Nov	30		307	6000 0		Aug
	Nov	30		307	4530 0				Balance		4745		Sept
					6385 73						6385 73		Oct
1919	Jan	1	Balance		4745	1919	Dec	18	Expenses	318	2581 0		Nov
	Apl	7	Salaries	311	1071 0				Balance		4589 95		Dec
	May	8	"	312	6250								
	June	2	"	313	6250							1922	Jan
	July	28	"	314	6250								
	Sept	4	"	315	12500								Mar
	Oct	31	"	316	6250								Apl
	Nov	30	"	317	6250								May
	Dec	31	"	318	6250								
1920	Jan	5	"	320	6250								Aug
					7170 5						7170 5		Oct
	Jan	11	Balance		4589 95	1920	Jan	30	Expenses	325	3743		Nov
	Feb	28	Salaris	321	6250		Aug	28	"	326	7000 0		
	Mar	6	"	322	6250		Sept	13	Pres Insurance	327	6423	1923	Jan
	April	14	"	"	6250			30	Expenses	"	6000 0		
	May	1	"	323	6250				Balance		6267 9		Mar
	June	7	"	324	6250								May
	July	10	"	325	6250								July
		31	Automobiles	326	3420 0								Aug
	Aug	9	Salaris	"	6250								Nov
	Sept	30	"	327	1250 0								Dec
	Nov	1	"	329	6250								
	Dec	1	"	"	6250							1924	Jan
					1488 45						1488 45		

Second National Bank

1921	Jan	1	Balance			62679	1921	Jan	15	J.K. Inc Bal 801.79	334	200 00
		15	Salaries		334	6250			30	Expenses 801.79	338	400 00
	Feb	1	"		335	6250				Balance		801 79
	Mar	31	"		"	6250						
	Apl	30	"		336	6250						
	May	31	"		337	6250						
	June	30	"		338	6250						
						1001 79						
			Ck not in			400 00						
						1401 79						1401 79
	June		Balance			801 79				Check not in		400 00
	Aug	1	Salaries		339	12500				Balance		776 79
	Sept	15	"		340	6250						
	Oct	31	"		"	6250						
	Nov	1	"		341	6250						
	Dec	1	"		342	6250						
			Bal 776.79			1176 79						
						1176 79						776 79
1922	Jan	1	Balance		344	776 79	1922	Mar	6	Expenses	345	250 00
		4	Salaries		"	6250		July	10	"	348	600 00
	Mar	2	"		345	12500						850
	Apl	1	"		"	6250				Balance Dec 31 Bal 676.79		676 79
	May	2	"		346	6250						
		31	"		"	6250						
						1151 79						
	Aug		"		348	12500						
						1276 79						
	Oct	2	"		349	12500						
	Nov	29	"		350	12500						
						1526 79						
						1526 79						1526 79
1923	Jan	1	Balance			676 79	1923	Dec		Expenses	3	400 00
		2	Salaries		354	6250				Balance		1047 45
	Mar	9	Bonds		"	12766						
	May	1	Salaries		356	12500						
	July	2	"		357	6250						
						1054 45						
	Aug	31	Bonds		1	20550						
	Nov	1	Salaries		1	12500						
	Dec		"		2	6250						
						1447 45						
						1447 45						1447 45
1924	Jan	1	Balance			1047 45						
		2	Salaries		4	6250						
			Ruby R Inc		"	300 00						
						1409 95						

Second Natl Bank

1924	Jan	3	Brought forward		1409	95
			Dividends	4	517	50
	Mar	17	Salaries		125	00
					2052	45
					2052	45
	Mar	17	Balance	.	715	96
	May	1	Salaries	5	125	00
		7	Bk of Mfg & T Stock	6	6434	48
	June	30	Dividends	7	296	50
		27	4th C T Co	.	5000	00
	June	3	Salaries	8	62	50
					12634	44
	July	31	"	10	125	00
					12759	44
	Oct	2	Fourth & Cent	12	5000	00
					17759	44
	Nov	4	Salaries	15	187	50
					17946	94
					17946	94
1924	Nov	5	Balance		1931	14
	Dec	2	Salaries	16	62	50
					1993	64
1925	Mar	16	Sunds	17	1209	50
					3203	14
	Apl	3	"	"	437	50
					3640	64
					3640	64
1925	Apl	3	Balance		3189	57
	May	13	Sunds	19	100	03
	June	30	"	20	98	73
					3388	33
	Aug	1	"	21	62	50
					3450	83
					3450	83
1925	Aug	28	Balance		2887	51
	Oct	1	Salaries	22	125	00
			Dividends	.	120	00
	Dec	2	Sunds	24	785	50
					3918	01
1925	Dec	2	Balance		1881	16
1926	Jan	2	Salaries Dec	27	62	50
	Mar	2	" Jan Feb	.	83	32
					2026	98
	June	1	Sunds	29	4824	50
					124	99
		15	"	30	4949	50
		24	"	"	1717	19
					13643	16
	July	30	Salaries	31	83	34
					13726	50

Bal to p 186

1924	Mar	17	Sundries	4	1336	49
			Balance		715	96
					2052	45
	Apl	21	Expenses	6	100	00
	June	30	Sundries	7	5260	00
					5360	
	July	10	"	8	4110	80
	Aug	26	"	10	270	00
					9740	80
	Oct	2	W W Ole	12	3000	00
		3	N B of Ky	13	3275	00
					16015	80
			Balance		1931	14
					17946	94
1924	Dec	31	Sunds	16	142	76
1925	Mar	17	Expenses	17	308	31
					451	07
			Balance		3189	57
					3640	64
1925	Aug	25	Sunds	21	308	42
		13	Taxes	"	254	90
					563	32
		28	Balance		2887	51
					3450	83
1925	Oct	10	Expenses	22	593	75
	Dec	1	S.C. Ringo	24	1443	10
			Balance		1881	16
					3918	01
1926	Mar	24	Expenses	28	406	79
	May	10	Sunds	29	1400	00
	June	2	3d Natl	"	4000	00
					5806	79
		29	Expns	31	1000	00
					6806	79
	Aug	21	Sunds	.	4326	22
					11133	01
		25	Balance		2593	49
					13726	50

Taxes

1921											
Sept	15	Brought forward p69			402 80	1921 Dec	31	P & L	343	1603 45	
"	"	Accts US		340	200 00						
Nov	30	"		342	810 90						
Dec	5	" US		"	189 75						
					1603 45						
					1603 45					1603 45	
1922						1922					
Mar	2	A. U. B. US		345	243 10	Dec	31	P & L	353	1921 98	
	4	"	"	"	200						
June	2	"	"	348	240 00						
					485 10						
Sept	11	Sundry	"	349	277 02						
Oct	15	A. U. B		351	653 48						
Dec	30	"		352	506 38						
					1921 98						
					1921 98					1921 98	
1923											
Jan	31	Accts	US	355	385 00	1923 Dec	31	P & L	3	2572 50	
June	20	C T Co	US	360	385 00						
					770						
Sept	12	Accts	US	2	385 00						
Nov	16	"		"	77206						
Dec	31	"		3	626 50						
	"	"			1894						
					2572 50						
					2572 50					2572 50	
1924	Jan	14	Accts	US	4	500 00	1924 Sept	2	Accts	US	10	8464
Feb		2nd Instl	"		9464	Dec	31	P & L		16	2803 85
Mar	1	Acct	"		20						
Apl	5	Accts	Ky	6	1481						
June	7	Prof T	US	7	252 00						
					6161 5						
July	16	Acct B	Ky	10	815						
Sept	5	"	Ky US	12	604 30						
Nov	25	"		15	99866						
Dec	2	"	US	16	37497						
	31	2nd Instl		"	4076						
					2888 49						
					2888 49					2888 49	
1925	Mar	23	Accts		17	27300	1925 Dec	31	P L	26	39 75
Apl	9	"		18	15772						31 847 70
June	5	"		19	810						
		4th Instl T Co		20	27300						
					7118 2						
Aug	13	2nd Instl		21	254 90						
Sept	3	Accts		22	545 28						
Nov	24	"		23	167270						
Dec	31	"		25	39 75						
					32245						
					32245					32245	

Taxes

1926						1926					
Mar	8	AUB	27	500	00	Dec	31	P & L	35	3844	67
June	2	"	30	402	87						
July	28	" city	31	277	86			Income Tax add 8.00 Country Club Tax			
Sept	8	"	32	400	00						
Dec	1	"	34	2263	94						
				3844	67					3844	67
1927						1927					
Jany	7	AUB	36	356	28	May	20	2nd Natl	41	70	56
Mar	23	Expenses	37	13	88	Dec	31	P & L	47	3463	70
June	6	AUB	41	325	00						
				695	16						
Aug	16	2nd Natl	42	239	16						
Sept	2	AUB	44	325	00						
Dec	1	"	45	248	20						
	12	"	"	1990	54						
	13	Expenses	"	36	20			For Income Tax add 8.00 Club dues Bal 3463.70			
				3534	26					3534	26
1928						1928					
Feb	14	AUB	49	500	00	Dec	31	P & L	61	4554	30
Apl	5	"	50	12	97						
June	2	"	51	500	00						
				1012	97						
Aug	17	"	53	115	07						
"	"	"	"	58	63						
Sept	3	"	56	500	00						
Dec	12	"	60	108	44						
	"	Expenses	"	37	72						
				1832	83						
	21	AUB	"	2721	47						
				4554	30					4554	30
1929						1929					
Mar	1	AUB	64	2150	00	Dec	6	AUB	81	48	36
June		"	70	2150	00		31	P & L	82	11454	56
July	5	"	71	126	16						
Sep	9	"	"	2150	00						
Nov	25	"	78	126	16			Bal 11.454.56			
Dec	18	Sundries	81	4800	60						
				11502	92					11502	92
1930						1930					
Jan	18	AUB	84	48	06	May	3	AUB	89	124	72
Mar	1	"	85	1020	00	Dec	24	JMK	98	299	43
								Bal 6693.85		424	15
Apl	7	AUCo	87	8	00		31	P & L	99	6693	85
May		"	89	4	00						
June		AUB	91	1020	00						
July	1	"	92	119	46						
Sept	3	"	93	1020	00						
Oct	15	"	95	3	89						
Nov	25	"	96	119	46						
Dec	24	Sundr	98	3755	13						
				7118	00					7118	00

1922
Jan
Feb
Mar
Dec

1923 Dec

1924 Dec

Salaries

1922						1922			
Jan	4	2nd Natl	344	00 00		Jan	4	2nd Natl	344	62 50
Feb	16	Expenses	"	00 00		Feb	16	Expenses	"	20 00
Mar	2	Sundry	345			Mar	2	Sundry	345	145 00
Dec	31	P & L	353	463875		Apl	1	"	"	82 50
						May	2	2nd Natl	346	62 50
							27	AWB	347	1800 00
							31	2nd Natl	346	62 50
										2235 00
						Aug	5	"	348	125 00
						July	5	4th Natl	349	635 00
						Oct	2	2nd Natl	"	125 00
						Nov	29	"	350	125 00
						Dec	30	Sundries	351	1393 75
										4638 75
				463875						4638 75
1923	Dec	31	P & L		3 379550	1923				
						Jan	2	Second Natl	354	62 50
						Mar	9	" "	"	125 00
						Jan	30	Expenses	356	20 00
						May	1	Second Natl	"	125 00
						Apl	30	AWB	357	1500 00
						June	2	Second Natl	"	62 50
							30	AWB	360	1205 50
										3100 50
						Aug	31	Second Natl	1	187 50
								AWB		2000
						Nov	1	Second Natl	1	125 00
						Dec	31	Sundry	2	362 50
										3795 50
				379550						3795 50
1924	Dec	31	P & L	16	205650	1924	Jan	3	2nd Natl - Exp	4	82 50
						Mar	17	"		125 00
							31	Expenses	6	20 00
						May	1	2nd Natl	5	125 00
						June	3	"	8	62 50
										415 00
						July	31	Sundry	10	1011 50
						Oct	4	"	15	207 50
						Dec	2	"	16	422 50
										2056 50
				205650						2056 50
						1924	Mar	16	Sundry 2nd Natl	17	187 50
									Exp	"	2000
						Apl	3	2nd Natl	"	6250
						May	13	"	19	6250
										3325 00
									Forward p 170		3325 00

Salaries

1925 Dec 31	P & L	26	1350 00	1925 May	13	Forwarded $164		33250		1922
				June	2	2nd Natl	20	6750		
					29	Expenses	"	2000		
								41500		
				Aug	1	Sunds	21	12500		1923
				Oct	1	2nd Natl	22	12500		
				Oct	22	Expenses	24	2000		
				Dec	2	2nd Natl	"	12500		
					3	Asst Natl	"	50000		1924
					22	" "	25	4000		
								135000		
			1350 00					1350 00		
1926 Dec 31	P & L	35	620 83	1926 Jan	2	2nd Natl	27	6250		1925
				Mar	2	" "	"	8332		
				June	1	" "	29	12499		
								27081		
				May	26	Expenses	31	1000		192
								25081		
				July	30	2nd Natl	"	8334		
				Oct	4	Sunds	32	14334		
				Nov	30	"	34	11334		
								62083		
			620 83					620 83		1927
1927 Dec 31	P & L	47	57000	1927 Mar	2	2nd Natl	36	12499		
				Apr	6	Asst B	40	2000		
				June	1	2nd Natl	"	12499		
					23	Expenses	41	1000		1928
					25	Asst B	42	2000		
								29998		
				Aug	26	2nd Natl	"	8334		
								38332		
				Sept	19	Asst B	43	2000		1929
				Oct	1	2nd Natl	"	8334		
				Dec	1	"	45	8334		
								57000		
			57000					57000		
1928 Dec 31	P & L	61	66000	1928 Feb	29	2nd Natl	49	12499		1930
				Apr	2	"	"	4166		
				May	14	Sunds	50	8166		
				June	1	2nd Natl	"	4167		
					1	Asst B	51	2000		
								30998		
				July	2	2nd Natl	"	4167		1931
				Aug	3	"	54	4167		
				Sept	3	Asst B	56	4167		
				Oct	15	"	4	2000		
				Nov	2	"	59	2000		
				Dec	20	Exp.	"	18501		
								66000		
			66000					66000		

Stock Dividends

1922 Dec 21	P & L	353	30000		1922 Dec 30	Brought forward	163	2.742 80	
" "	"	"	43200 15		"	Sundries	352	40.487 35	
			43230 15					43230 15	
1923 Dec 31	P & L	3	19674 00		1923 Jan 25	Dist Haw Stock	355	164 00	
					May 7	L & N R "	357	12500 00	
					Dec 20	Ass. F. R. Co.	2	7010 00	
			19674 00					19674 00	
1924 Dec 31	P & L	16	1610 00		1924 May 21	N. E. R.R. Co Stock	6	1110 00	
					July 15	A.R. R.R. Co Stock	8	500 00	
			1610 00					1610 00	
1925 Dec 31	P & L	26	24.932 11		1925 July 15	Am R Mn Co Stock	21	500 00	
					Dec 10	Sundry	25	24432 11	
			24932 11					24932 11	
1926 Dec 31	P & L	35	5445 83		1926 Mar	Hotel B Stock	28	812 50	
					Dec 28	Union Tank Car	34	4200 00	
					15	Am Ex. Co	"	43333	
			5445 83					5445 83	
1927 Dec 31	P & L	47	5054 50		1927 Mar 1	Sundry	37	247 50	
					Jan 22	Natl Bk of Ky	41	2400 00	
					July 25	Dist Harvester	43	176 00	
			5054 50					5054 50	
1928 Dec 31	P & L	61	3620 00		1928 Jan 25	Dist Harvester	48	1800 00	
					July 25	" "	54	1820 00	
			3620 00					3620 00	
1929 Dec 31	P & L	82	79800 00		1929 Feb 1	St Paper Co	63	2500 00	
					Jan 15	St Oil Ky	62	76100 00	
					Dec 24	St Oil Co Cal 2	82	1200 00	
			79800 00					79800 00	
1930 Dec 31	P & L	99	2700		1930 June 2	Sundry	90	200	
					30	Coupon	91	1800	
					Sept 2	Kroger	92	100	
					Dec 1	a P & L	96	600	
			2700					2700	
1931 Dec 31	P & L	114	450		1931 June 1	a P & L	106	100	
					Sept 30	Paramount	110	250	
					Dec 1	a P & L	113	100	
			450					450	

Stock Dividends

1932 Dec	31	P & L		100	1932 Jan	1	Paramt	115	100
1933 Dec	31	P & L	135	200	1933 Feb	20	Radio Corp	125	200
1935 Dec	31	P & L	152	200	1935 Feb	18	Radio Corp	146	200

White, Weld & Co

1923 Mar	1	Balance p119		982	21
Apl	16	Sunds	356	4009	40
	30	Divids	"	867	50
	"	Interest	"	11	99
May	31	Dividends	358	585	00
	"	Interest	"	18	59
				6474	69
	10	RR Ur	359	21	96
				6496	65
June	30	Interest	360	6	74
				6503	39
Aug	31	Dividends	1	2026	75
		Interest	1	7	26
				8537	40
Nov	1	Dividends	1	1531	44
		Interest	2	10	75
Dec	31	"		13	57
				10093	16
	"	Dividends	3	1159	25
				11252	41
				11252	41
1924 Jan	1	Balance		2485	76
	19	Dividends	4	1992	93
Mar	31	Interest	5	45	39
		Dividends		1397	50
				5921	58
Apl	30	"	6	1554	93
		Interest		8	96
				7485	47
June	30	Sunds	8	931	44
				8416	91
July	11	RR Ur		10	23
	21	Int	10	2	70
		Dividends	"	771	25
Aug	16	Sundries	"	3061	71
Sept	30	Dividends	12	1134	00
	"	Interest	"	29	70
				13486	50
Oct	4	Sundries	"	8690	00
	31	Dividends	13	2107	94
Nov	4	Interest	15	7	76
	15	Dividends	"	742	50
Dec	31	Interest	16	6	42
				24981	12
				24981	12
1925 Jan	1	Balance		1075	67
Mar	17	Int		5	31
May	14	Sunds	18	13210	02
	20	"	19	204	88
				14495	88
				14495	88

1923 June	11	Sunds	358	3838	00
	15	"	359	2190	40
	"	Bal 468.25		6028	40
Oct	6	St Oil Ky	1	2738	25
		Bal 2485.76		8766	65
		Balance		2485	76
				11252	41
1924 Mar	1	L & Ur Tob Stock	4	1500	20
	21	Surf Oil Bonds	5	380	85
Apl	14	West E & M Stock		2835	00
	19	Cumb. Pipe Stock		2604	00
				7320	05
June	20	Ky Utilities Stock	8	892	00
				8212	05
July	30	RR Ur		400	00
Sept	16	Ky Utilities Stock	12	2674	50
				11286	55
Oct	21	RR Ur	13	2724	40
Oct	8	C. G & E Pfd	"	9094	50
Dec	2	RR Ur	16	800	00
				23905	45
		Balance		1075	67
Dec	31	Bal 1075.67			
				24981	12
1925 Mar	31	RR Ur	17	768	00
May	14	Acc B	19	2866	93
	21	Sunds	"	7150	00
				10784	93
		Balance		3710	95
				14495	88

White, Weld & Co

1925		Boot forward		3710	95
May	1	Int (Bal 3713.68)	19	2	73
June	30	"	20	11	17
				3724	85
Sept	11	Sunds	21	4401	40
Oct	10	Int	22	11	83
	31	Sunds	"	20221	05
				28359	13
Nov	30	Int	24	45	06
Dec	9	Republic Int	25	5978	50
	29	Superior Oil	"	865	50
	31	Pierce Oil Pfd	26	1240	50
				36488	69
	"	Interest	"	22	27
				36510	96
				36510	96
1926 Jan	1	Balance		11.690	12
Mar	2	Int	28	38	06
				11728	18
May	1	"	29	39	70
June	12	"	30	9	79
				11777	67
	18	Sunds	"	68	69
				11846	36
				11846	36
1927 Jan	6	Sunds	36	4948	68
		Balance		301	36
Feb	28	Sunds		11015	36
				16265	40
May	31	Int	39	45	24
				16310	64
July	30	Sunds	42	25	85
Oct	5	"	43	5815	96
	8	"	44	3669	60
				25822	05
	17	Divids	46	600	00
				26422	05
Dec	31	Int	"	30	96
				26453	01
				26453	01
1928 Jan	1	Balance		2826	94
Feb	29	Int		8	85
June	2	"	50	8	09
	30	Sunds	51	3026	14
				5870	02
Sept	8	"	54	347	24
Oct	15	Divids	56	5915	33
		Int	"	6	23
Nov	23	Sunds	58	20.838	86
Dec	7	Divids	59	308	76
	30	Int	"	57	51
Dec	31	"	61	96	59
				33440	54
				33440	54

1925 May	25	Ky Util 7%	19	2500	00
July	24	Am Ex Pol Stock (Oct 10 Bal 5.038.08)	20	600	00
Oct	19	Cumberland Pl Stock	22	4327	50
Nov	7	Sunds	23	11093	34
Dec	3	Sinclair	24	6300	00
				24820	84
		Balance		11690	12
		Bal 11.690.12			
				36510	96
1926 Jan	2	H & S B Assn	27	5000	00
Mar	2	P&L	"	45	00
May	1	3rd Natl	29	5000	00
June	14	" " (Oct 1 Bal 301.36)		1500	00
				11545	00
		Balance		301	36
				11846	36
1927 Jan	6	Am Ex Int T Co	36	215	67
Feb	26	Col G&E Stock	37	6911	65
Mar	31	Sunds	38	3833	75
May	6	Col G&E (Oct 13 bal 10.290.98)	39	4570	00
				15531	07
Oct	14	Loan G&E Stock	45	8095	00
				23626	07
		Balance		2826	94
				—	
		Bal 2826.94			
				26453	01
1928 Jan	20	RRM (June 8 bal 954.88)	48	1889	00
July	30	A T & T Stock	52	3412	20
				5301	20
		Balance		28139	34
				33440	54

Bills Payable

1923 Mar	14	C T Co		354	136000	1923 Feb	18	Sundries		354	136000

White Weld & Co

1929 Jan	1	Balance			28139 34	1929 Feb	4	Sundry		63	283500
Mar	31	Int		63	184 77	June	8	Sundry H&B		68	25.000 00
May	31	"		67	261 44			Bal			764 85
June	6	"		69	14 30						
					28599 85						28599 85
1929 June	6	Balance			764 85	1929 Dec	28	S N		82	78009
	29	Int		70	212						
Aug	31	"		71	529						
Nov	30	"		78	783						
					78009						78009

Bills Payable

1931 Jan	12	H & S		100	1000000	1930 Nov	14	Sundry		95	10,000 00
1934 Apl	23	2nd Nat		137	214100	1931 Apl	30	AMB		105	5,141 00
May	14	12 R	"		1100 00	1933 Nov	29	2nd Nat		133	9.000 00
June	4	B R	Bal 3000	138	7,900 00						14,141
Sept	27	2nd Nat		140	205214						
Nov	22	"		141	94786						
					14,141 00						14,141 00

Third Natl Bank Ashland Acct

1923						1926					
	July	31	Dividends	1	125 00	Sept	18	Citizens Realty Pfd	32	4000 00	1924 D
	Oct	31	"	.	17 50	1927 Oct	4	J Rell	44	4000 00	
					142 50						
1924	Jan	19	"	4	59 00	1928 July	2	Pad N W Stock	52	2500 00	
					201 50					10500	
	July	3	"	10	150 00	Dec	31	Balance		4191 52	
					351 50						
1925	Jan		"	17	249 00					-	
					600 50						
	July	2	"	21	30 00						
					630 50						
1926	Jan		"	28	259 00						
	May	12	W W & Co	29	5000 00						
					5889 50						
	June	2	2nd Natl	.	4000 00						
		14	W W & Co	30	1500 00						
	May	20	Dividends	"	175 00						
					11564 50						
	June	29	"	31	710 93						1925
					12275 43						
	Aug	25	Int	"	131 06						
			Bks Balanced		12406 49						
	Oct	4	Dividends	32	400 00						
		16	4th & Centl	"	112 18						
		"	Dividends	33	800 25						
					13718 92						
	Dec	3	Int	34	82 63						
					13801 55						
		16	Dividends	35	187 50			Bal 9989.05			
					13989 05						
1927	Jan	3	"	36	59 00						
	June	23	Interest	41	167 13			10.215.18			
					14215 18						
	July	5	Divids	43	60 00						1926
	Dec		Int	46	138 78			6413.96			
					14413 96						
1928	Jan	4	Dividends	48	59 00						
	Mar	28	Int	49	50 14						
					14523 10						
	July	3	"	51	48 75					-	
	July	2	Divids	54	60 00						
	Oct	17	Int	56	35 00			Bal 4.166.85			
					14666 85						
	Dec	31	"	61	24 67			Bal 4191.52			
					14691 52						
					14691 52					14691 52	
1929	Jan	1	Bal		4191 52	1929 May	10	2d Natl	65	4000 00	
	Mar	30	Divid	63	30 00	Dec	28	S D	82	325 74	
	"	"	Int	"	21 00						
	May	31	"	67	23 22						
					4265 74						
	July	1	Divid	72	60 00						
					4325 74						
					4325 74					4325 74	

Interest

1924 Dec 31		P & L	16	794	90	1924 Mar	17	AWB	4	87	12
							31	Sundries	5	86	75
						Apl	30	"	6	129	49
						May	13	AWB	7	36	13
						Jun	30	Sunds	"	39	85
							"	4th & Cent	"	8	12
										38	74 6
						July	31	Sunds	10	6	53
						Sept	30	"	12	155	40
						Nov	4	"	15	205	52
						Dec	31	"	16	39	99
										794	90
				794	90					794	90
1925 Dec 31		P & L	26	765	34	1925 Mar	20	Sunds	17	106	58
								2nd Natl	"	22	00
						May	1	Sunds	19	198	10
						Jun	30	"	20	52	25
										378	93
						Oct	10	"	22	147	53
						Nov	30	"	24	102	31
						Dec	23	"	25	23	37
										652	14
							31	"	26	113	20
										765	34
				765	34					765	34
1926 Dec 31		P & L		892	16	1926 Mar	24	Sunds	28	140	19
						May	1	"	29	199	91
						Jun	15	"	30	74	47
							24	2nd Natl	"	7	63
										422	20
						Aug	25	3rd Natl	31	131	06
						Oct	1	AWB	32	87	13
						Nov	2	"	33	145	77
						Dec	16	Sunds	34	106	00
										892	16
				892	16					892	16
						1927 Feb	7	2nd Natl	36	13	22
						Mar	15	AWB	"	87	12
								W W & Co	"	41	80
						Apl	15	AWB	40	106	25
						May	31	W W & Co	39	45	24
						Jun	1	2nd Natl	"	25	48
						Apl	30	"	41	80	00
						May	20	"	"	14	52
						Jun	15	AWB	"	23	38
							23	3rd Natl	"	167	13
										604	14
								Forwarded to p 178		604	14

Interest

1927 Dec	31	P & L		1226	53	1927 June	30	Brought ford p 177		604	14
						July	30	W W & Co	42	4	69
						Sept	15	AUB	43	87	13
						Sept	30	W. W & Co	"	5	96
						Oct	6	2nd Natl	"	95	35
										797	27
						Dec	31	Sunds	46	429	26
										1226	53
				1226	53					1226	53
1928 Dec	31	P & L	61	2701	76	1928 Feb	8	2nd Natl	48	30	48
							29	W W & Co	49	8	85
						Mar	19	2nd Natl	"	188	50
						Apl	6	"	"	110	64
						Mar	28	3rd Natl	"	50	14
						May	5	2nd Natl	50	97	06
						Apl	30	Ark Natl	"	290	85
						May	26	2nd Natl	"	15	00
						June	2	W W & Co	"	8	09
							28	2nd Natl	51	80	58
							30	W W & Co	"	3	66
							16	AUB	"	23	38
										907	23
						July	2	3rd Natl	"	48	75
						Sept	1	2nd Natl	54	457	73
						Aug	31	W W & Co	"	14	74
						Sept	21	AUB	56	117	58
						May	31	" Sa	"	11	52
						Oct	17	3rd Nat	"	35	00
							"	Sunds	"	125	24
						Dec	18	"	59	526	84
						Nov	28	Bills Rec	60	0 11	67
						Dec	22	2nd Natl	"	30	00
							26	" "	"	200	00
										2486	30
							31	Sunds	61	215	46
										2701	76
				2701	76					2701	76
						1929 Mar	30	Sunds	63	502	90
								2nd Nat	64	30	72
						Apl	30	AUB	"	130	99
						May	31	Sunds	67	819	02
							"	Savings AUB	68	236	54
						June	14	AUB	69	158	34
										1878	51

Interest

	1929						1929			1878 51
4	June	23	All B	69	140 00		June	14	Forwarded	1878 51
69	Dec	31	P. L	82	3579 74			23	All Cr	69	61 75
13								29	All B	"	23 38
16								6	M M Cr	"	14 30
35								29	Sundry	70	902
7											1986 96
26							Aug	31	All B	71	187 00
53								"	Sundry	"	20 87
8							Sept	30	"	72	80 19
5								"	All Co	73	53 88
0							Oct	31	All B	75	419 01
4									All Co	"	121 73
4							Nov	7	"	76	18 70
6								17	" U.S.	"	19 48
5								"	" U.S.	77	17 71
10								30	Sundry	78	23 53
9							Dec	4	All Co	80	18 94
58								30	"	81	33 58
6								31	2nd Nat	82	8 06
8									Savings	"	710 80
3											3719 74
5					3719 74						3719 74
3	1930						1930				
	Nov	14	Bills Pay	95	100 00		Feb	28	Sundry	84	153 72
4	Dec	6	All Cr	93	513		Mar	31	"	85	48 83
8		31	P. L	99	2548 32		Apl	30	All B	88	300 00
2								"	"	"	155 24
0								"	Sundry	"	229 89
4							May	3	All B	89	251
4								31	"	"	2337
7			Bal 2548.32					"	2nd Nat	"	1101
0								"	Savings Bank	"	153 70
0								"	All Cr	90	19 29
6							June	9	Bills Rec	"	300 00
6							Mar	31	2nd Nat	"	965
0							June	30	Sundry	91	2049
2							July	3	All B	92	300 00
9							Aug	31	Sundry	"	3190 00
2							Sept	30	"	93	2336
4							Oct	31	"	94	5091 6
							Nov	29	"	96	464 55
f.								30	All Cr	"	16 26
							Dec	31	Sundry	97	1334 1
			Forwd 203		2653 45				Forwd 203		2653 45

First National Bank of Petoskey Mich

1925	Aug	20	A N B	21	1000	00	1926	Aug	Expenses Bal 64.08	34	935 92
								Dec	19 Balance		64 08
					1000	00					1000 00
1926	Dec	19	Balance		64	08	1926	Dec	29 Expenses Bal 57.47	35	6 61
1927	Jan	10	2nd Natl	41	1000	00	1927	Aug	27 "	42	959 79
	July	15	Ash Natl	42	500	00			Passbk Gift Bal 297.03	"	300 65
					1564	08					1267 05
	Dec	21	" "	46	70	00		Oct	3 " " 167.98	44	129 05
					1634	08					1396 10
								Dec	Expenses	46	131 90
											1528 00
									Balance		106 08
1928					1634	08					1634 08
	Jan	1	Balance		106	08	1928	Sept	5 Expenses	54	887 65
	July	2	Ash Natl	51	500	00		Oct	24 Balance		168 43
	July	18	Dividends	54	450	00					
					1056	08					
					1056	08					1056 08
1928	Oct	24	Balance		168	43	1928	Dec	12 Taxes Bal 59.99	60	108 44
1929	July	5	AUB	71	1000	00	1929	Sept	5 Expenses	71	981 93
			Divids	"	606	00			16 AUCo	72	500 00
					1774	43		Dec	18 Taxes	81	104 00
									28 Ass B	"	80 06
											1774 43
					1774	43					1774 43
1930	July	1	AUB	92	500	00	1930	Sept	30 Exp Bal 123.23	93	1176 77
		29	"	"	500	00			Balance		123 23
	Sept	3	"	93	300	00					
1931	Jan	1	Balance		123	23	1931	Aug	31 Exp	108	453 10
	July	3	AUB	108	500	00		Nov	30 "	112	4 50
					623	23			Bal 165.63		457 60
1932	July	8	2nd UB	119	500	00	1932	Sept	2 "	120	813 11
		19	Sunds	120	248	50			Bal 101.02		1270 71
					1371	73			Balance		101 02
					1371	73					1371 73
1933	Jan	1	Balance		101	02	1933	Aug	31 Sunds	130	1133 99
	July	1	2nd Nat	130	700	00		Dec	5 Taxes	134	22
		28	"	"	500	00			Balance		166 81
					1301	02					1301 02
1933	Dec	5	Balance		166	81	1934	Sept	7 Sunds Bal 168.46	139	498 35
1934	June	20	2nd Nat	138	500	00			Bal		168 46
					666	81					666 81
1935	Jan	1	Balance		168	46	1935	Sept	4 Expenses Bal 303.56	152	864 90
	June	5	2nd Nat	150	600	00			Balance to p 305		903 56
	Aug	5	"	151	400	00					
1936	June	18	"	160	600	00					
					1768	46					1768 46

Ashland Natl Bank

1924						1924					
Oct	1	Balance p 140			4801 66	Nov	29	Sundry	15		2904 86
	29	RR&W	13		270 00	Dec	21	"	16		2205 47
Nov	4	Dividends	"		840 00					5110 33	
	"	Interest	15		149 01			Balance			3934 83
	"	"	"		3612						
					6096 79						
Dec	21	Salaries	16		3600 00						
	"	Dividends	"		2565 00			Bal Dec 31 '24		3934 83	
	"	Interest	"		2337						
					9045 16						9045 16
1925						1925					
Jan	1	Balance			3934 83	Mar	17	Expenses	17		2667 39
Mar	27	Dividends	17		5473 19		"	"	"		134 00
		Interest	"		87 12	June	22	Taxes	"		273 00
					9495 14					3074 39	
						Misc		Expenses	"		500
								Balance			6415 75
					9495 14						9495 14
1925						1926					
Mar	15	Balance			6415 75	May	4	Sundries	18		4641 92
May	14	N N & Co	19		2866 93	June	16	"	19		4615 43
		Dividends	"		2594 00		30	"	20		1060 00
		Interest	"		181 86					10317 35	
June	30	"	20		2338	Aug	25	Expenses	21		1558 53
		Dividends	"		43234					11875 68	
					164052 6		20	I=Nat Petroleum	"		1000 00
July	2	Salaries	21		6250			Balance			9153 53
Aug	25	Dividends	"		5204 90						
					21672 66						
		Checks out			356 55						
					22029 21						22029 21
Aug	25	Balance			9153 53	Aug	25	Checks out			356 55
Oct	12	Int	22		135 14					100.00 125.00 131.55	
		Dividends	"		40616 9	Oct	12	Sundry	22		2706 15
					13350 36						25
		Checks out			2620			Balance		30629 55	10313 61
					13376 56						13376 65
Oct	19	Balance			10.313 61	Oct	19	Checks out		1.20 25.00	26 20
Nov	30	Dividends	24		11750	Nov	6	N & S Bldg Stock	23		5050 00
	"	Int	"		4888	"	24	Sundry	"		1929 68
Dec	3	Sundry	"		510 41	"	30	Expenses	24		397 13
	11	Marion Trust Co Stock	25		3211					7803 01	
	26	Sundry	"		2768 12	Dec	31	Sundry	25		1898 07
					13790 63					9701 08	
		Checks out			336 20			Balance to p 182			4425 75
					14126 83						14126 83

Ashland Natl Bank

Jan 1 1926		Balance		4425	75	1926		Checks out		336	20
								bal 4089.55			
Jan 5		Inheritances	27	1011	52	Jan	2	H & S. Bldg Stock	27	50	00
Feb	11	Expenses	"	218	00		25	Inheritances	"	1011	52
Mar	24	Dividends	28	6811	94	Mar	8	Taxes	"	500	00
		Interest	"	87	12		24	Expenses	28	2923	60
		Checks out 1.20		12554	33					4521	32
		Checks out .00		15	20			Balance		7748	21
				12569	53					12569	53
						1926		Checks out		15	20
Mar	24	Balance		7748	21	Mar	23	JRM Adv	28	1000	00
Apl	10	Ruby R M	28	1200	00			Sundr	"	5104	20
May	1	Int	29	145	73	May	1	"	29	1255	00
		Dividends	"	2262	75		10	"	"	3054	79
				11356	69					10429	19
	27	Ky I & M	"	140	00	June	25	"	30	1692	49
				1000	00					12121	68
June	25	Dividends	30	3972	60		29	"	31	700	00
		Interest	"	59	51		"	N.W. Life	"	144	00
				16528	80					12965	68
Aug	20	Dividends	31	5422	00	Aug	6	Exp	"	300	00
				21950	80					13265	68
	"	Expenses	"	1	20			Balance		8686	32
				21952	00					21952	00
1926 Aug	21	Balance		8686	32	1926 Oct	8	Sundries	32	2494	77
Oct	4	Dividends	32	3361	94	Sept	18	C. R. Pfd	"	6000	00
										8494	77
		Interest	"	87	13	Nov	18	Sundries	"	1787	76
										10282	53
		Salaries	"	60	00			Balance		3403	63
				12195	39						
Nov	19	Dividends	33	1345	00						
	"	Interest	"	145	77						
				13686	16						
				13686	16					13686	16
Nov	19	Balance		3403	63	Dec	1	Sundr	34	2841	69
Dec	15	Int	34	23	37		31	Expenses	35	1125	30
										3966	99
	29	P & L	"	23	51	1927 Mar	15	Sundries	36	3680	44
										7647	43
	31	Dividends	35	3256	00			Balance		5600	72
				6706	51						
1927 Mar	16	"	36	6445	75						
	"	Sundr	"	95	89						
				13248	15						
				13248	15					13248	15
Mar	21	Balance		5600	72	Apl	1	H & L Bldg Asso	37	5050	00
June	1	Sundr	40	6745	90		6	Int Hair Stock	38	99	84
				12346	62						
	15	"	41	84	73	May	31	Sundr	40	2667	47
				12431	35					7817	31
						Jun	6	"	41	894	03
										8711	34
								Balance		3720	01
				12431	35					12431	35

Ashland Natl Bank

1927					
June	15	Balance		3720	01
	25	Sunds	42	2554	49
				6274	50
Aug	27	Dividends	"	6096	59
				12371	09
				12371	09
Aug	27	Balance		8400	59
Oct	1	Sunds	43	2292	13
				10692	72
Nov	5	S. Sea Stock	45	1666	67
				12359	39
Dec		Interest	46	155	14
"	22	Dividends	"	2746	50
				15261	03
"	30	Checks out		710	00
				15971	03
1927 Dec	30	Balance		3540	77
1928 Jan	4	Dividends	48	1178	40
Mar	20	"	"	1702	00
				6421	17
				6421	17
	19	Balance		1048	44
Apl	23	Col G & L	49	1334	23
May	14	Salaries	50	40	00
	21	Sunds	"	6664	18
				9086	85
June	30	"	51	5109	97
				14196	82
Aug	22	Divids	54	1503	90
				15700	72
Sept	12	U. S. W. Stock	"	1050	00
	21	Sunds	56	1115	50
				17866	22
Oct	15	Dividends	"	2270	00
	"	Interest	"	119	01
	"	Salaries	"	20	00
	29	Arm Trocker Stock	"	187	85
Nov	1	Int Nav Stock	57	196	24
	30	Sunds	59	1070	00
				21729	32
Dec	20	Divids	"	2592	50
	18	Int	"	23	37
	31	Divids	60	365	00
				24710	19
		Checks out		685	00
				25415	19

1927					
June	28	Sunds	42	2126	11
	"	Porsche Gift	"	234	02
				2360	13
July 15		First Petoskey		500	00
Aug	27	Expenses	"	830	85
		Porsche Gift	"	279	52
				3970	50
		Balance		8400	59
				12371	09
Sept	1	Expenses	42	58	20
Oct	1	Int Nav Stock	44	54	00
	8	Sundries	"	4264	36
				4376	56
Dec	12	"	45	4616	02
	18	Expenses	46	2837	68
	21	First U B Petoskey	"	70	00
	30	Expenses		530	00
				12470	06
		Balance		3540	77
				15971	03
1928		Checks out		710	00
Jan	10	Insurance	48	10	00
	6	Sunds Expenses	49	4652	73
				5372	73
Mar	19	Balance		1048	44
				6421	17
May	16	Sunds	50	6463	50
		Bal May 31 2623.35			
June	23	Sunds	51	31	38
	29	"	"	1350	00
	30	"	"	2871	35
				10716	23
July	2	1st Natl Petos	"	500	00
Aug	17	Sunds	53	1691	44
	24	"	54	1702	35
		Bal 1,090.70		14610	02
Sept	26	"	56	1895	98
		Neg bal 1360.22 - out 320.00 bank bal 1680.22		16506	00
Nov	27	Expenses	59	1885	20
		Neg bal 3358.12 out 225 bank bal 3583.12		18391	20
Dec	31	Sunds	60	4629	97
				23021	17
	"	Expense	"	8	50
		Neg bal 1680.52 out 705.00 bank bal 2385.52		23029	67
Dec	31	Balance Bank		2385	52
				25415	19

Ashland Nat'l Bank

1928 Dec	31	Balance			2385 52			Checks Out			705 685 00
1929 Mar	30	Stock Ky Stock	62		22 39	1929 Jan	15	L & C Co	62		200
"	"	Divids	63		11116 78	Mar	30	Sends	63		4188 33
		Ky I Coll Co Stock	"		252 00		"	"	64		21955 00
		Interest	"		15 00						7090 33
					13791 69	Apl	20	"	"		628 42
Apl	20	Sends	64		21630 6		30		"		25640 0
1928 Nov	23	Dividends	65		20 00						19282 75
					15954 75	May	13	Hill Wks	66		6167 7
May	31	"	67		2007 16			Divs	"		63 00
Jun	6	Sends	68		860 43		31	Sends	67		22744 0
	14	"	69		4858 34	Jun	23	Russell Boards	69		34205 7
	29	"	"		1547 46		"	Int	"		140 00
					25248 14		29	Sends	70		3553 55
											20351 07
								Balance			4897 07
1929 July	1	Balance			4897 07	1929 Jly	31	Sends	71		39594 1
Aug	31	Sends	71		4615 78			Bal 8396 54			
July	1	Ash Nat'l Co	70		28431 0	Sept	9	"	"		2505 00
					12355 95		30		72		802 00
Sept	9	Divids	72		5067 5			Bal 6313.84 Ord 2			7266 41
	15	Int	"		39 00	Oct	31	Sends	75		10007 0
					6785 5			Bal 7512.26 Ord 51			8267 11
		Sends	"		13580 25	Nov	30	"	78		1895 64
Oct	16	For Int	73		1 04			Bal 6207.78 Ord 28.0			10142 75
	31	Dividends	75		1784 07	Dec	18	Taxes	81		4555 84
		Int	"		419 01		21	Sends	82		1368 86
					15794 37			Bal 1483.54 Ord 246.00			16117 45
Nov	30	Divids	78		485 66			Balance			17295 4
					16270 03						
Dec	28	Sends	81		1330 96						
					17600 99						
	31	Checks Out			246 00						
					17846 99						17846 99
1930 Jan	1	Balance			17295 4	Dec 1929		Checks out			246 00
Feb	27	RR	84		3000 0	Jan	10	Expenses	84		0000 00
Jan	15	Divids	"		2867 96			Salaries	"		4410 99
Feb	22	"	"		2145 28		"	"			0000 00
							13	advancements	85		500 00
Jan	10	Int	"		79 50			1965.09 Ord 10.85			5156 99
					71227 8	Mar	31	Sends	"		2821 21
Mar	27	B R	85		700 00			Bal 4245.40			7978 20
	31	Divids	"		4389 32	Apl	1	Hazen Adv	"		1000 00
		Int	"		12 00		"	J Rll	"	86	1000 00
					12223 60		"	H Rll	"	85	64 19
Apl	30	Sends	88		3206 35		"	J Rll	"	86	64 19
					15429 95		14	Sends			8936
							30	Expenses	88		3600 0
								Balance to ft 1853			4871 01
								Bal 4882.01 Ord 11.00			
					15429 95						15429 95

Ashland National Bank

1930 May	1	Bal from p 184		4871	01
	3	Sunds	89	127	23
	31	"	"	1041	43
				6039	67
June	5	Ile Stock	90	480	00
	30	Dividends	91	3532	46
		Int	"	1	62
		All Cr	"	2879	61
				12933	36
Aug	31	Sunds	92	5539	38
		Int	"	316	00
	5	Salaries	"	41	67
				18830	41
Sept	30	Divids	93	758	11
	"	Int	"	4	50
	"	Salaries	"	41	67
				19634	69
Oct	2	Int	94	487	00
	31	Divids	"	1952	90
	9	Expenses	"	250	00
				22324	59
Mar	14	Bills Pay	95	9900	00
	29	Divides	96	1261	88
		Int	"	372	76
				33859	23
Dec	31	Sunds	99	3224	48
		Int	"	120	00
				37203	71
				37203	71
1931 Jan	1	Bal		1316	85
	8	W & L Bldg	100	1379	15
	31	Sunds	"	5871	57
	"	Int	101	197	67
				8765	24
Feb	28	Divids	"	2002	02
				10767	26
Mar	31	Sunds	103	3426	90
				14194	16
Apl	30	"	104	1957	35
				16151	51
May	2	Bills Pay	105	5141	00
	29	Dividends	106	1188	31
				22480	82
June	16	Sunds	"	1134	62
	30	"	107	3718	85
				27327	29
July	2	Ash Fin Stock	"	250	00
Aug	31	Sunds	108	6030	44
				33607	73
Sept	15	Ash Fin Com Stock	109	100	00
	26	Dividends	"	2542	68
				36250	41
Oct		Insurance	111	16	50
				36266	91

1930 May	9	2nd Natl	89	3000	00
	31	Expenses	"	464	55
		Bal 2575.12		3464	55
June	9	Bills Rec	90	270	00
	30	Sunds	91	2237	48
		Bal 69.61.33. out 520.00		5972	03
Aug	31	Sunds	92	6094	63
		Bal 5883.97 add 899.78 out 20.00		12066	66
Sept	30	Exp	93	634	00
	"	Sunds	"	1336	50
		Bal 5597.53 out 16.50		14037	16
Oct	31	"	95	6030	42
		Bal 2257.01 out 100.63		20067	58
Mar	14	All Cr	96	10000	00
	29	Sunds	"	1329	85
		Bal 2461.80 out 297.39		31397	43
Dec	18	RRM	98	399	77
	24	Taxes	98	2924	96
	31	Expenses	99	1164	70
		Bal 1316.85 out 590.00		35886	86
		Balance		1316	85
				37203	71
1931 Jan	31	Sunds	101	363	00
		Bal 8402.24 out 11.00			
Feb	28	"	"	3187	75
		Bal 7216.51 out 158.50		3550	75
Mar	4	All Cr	102	2000	00
	31	Sunds	103	3181	84
		Bal 5461.37		8732	59
Apl	30	All Cr	"	3000	00
	8	Fidel Corp Stock	104	2625	00
	30	Sunds	105	713	79
		Bal 1080.13		15071	38
May	15	All Cr	"	4000	00
	31	Expenses	106	532	70
		Bal 2876.74		19604	08
June	16	All Co	"	1264	01
	30	Sunds	107	1885	24
		Bal 4573.96 out 500.00		22753	33
Aug	31	Sunds	108	2381	18
		Bal 8473.22 out 20.00		25134	51
Sept	11	"	"	5000	00
	26	"	109	358	28
				30492	79
Feb	29	2nd Nat	115	2399	12
	"	2 Nat Stock	"	3375	00
				36266	91

Second Natl Bank

Ashland Ky

1926						1926					
Aug	25	Balance p 166		2593	49	Nov	1	Pouse drawing Gift	33	4006	43
Oct	4	Dividends	32	1642	25	.	24	RRW	"	800	00
										4806	43
		Salaries	"	83	34			Balance		2169	69
		RRW	"	420	95						
				4740	03						
Nov	1	Dividends	33	204	00						
Dec	16	RRW	"	800	00						
				5744	03						
		Salaries	34	103	34						
	24	Dividends	35	1128	75						
				6976	12						
				6976	12					6976	12
1926 Dec	24	Balance		2169	69	1927 Mar	23	Sundries	37	750	47
1927 Jan	2	Dividends	36	1.720	34			Balance		14537	77
Mar	15	Sunds	"	11,398	21						
				15288	24						
				15288	24					15288	24
Mar	23	Balance		14,537	77	Apl	1	H & L Bldg Assn	37	5050	00
June	2	Bills Rec	40	1.500	00			Bills Receiv	39	7500	00
	1	Sunds	"	1.290	03	Jun	13	Sunds	41	1122	50
										13672	50
	1	"	41	1736	33			Balance		6514	13
				19064	13						
		Checks not in		1122	50						
				20186	63					20186	63
June	15	Balance		6.514	13			checks not in		1122	50
"	22	L. M. Pfd	41	16.200	00	Aug	27	Expenses	42	195	40
Aug	26	Sunds	42	383	34			Taxes	"	239	16
				23097	47			Pouse Gift	"	3211	63
										4768	69
								Balance		18328	78
				23.097	47					23097	47
Aug	29	Balance		18328	78	Dec	13	John R. Mcaun	46	3250	00
Oct	3	Divids	43	1969	19		25	Balance		19997	13
	6	Sunds	"	178	69						
Dec	1	Salaries	45	83	34						
	5	Interest	46	104	38						
	24	Dividends	"	2582	75						
				23247	13						
				23247	13					23.247	13
1927 Dec	28	Balance		19.997	13	1928 Jan	10	Lum Gas Elect A	48	11635	00
	31	RRW	47	126	32		6	Expenses	49	100	00
				20123	45					11735	
1928 Jan	4	Dividends	48	1395	34	Mar		"	"	263	54
										11998	54
	10	Sunds	"	1980	00		20	Balance to p 190	.	22.222	72
Mar	20	Divids	"	7128	50						
Feb	8	Sunds	"	3280	48						
Mar		"	"	33907	72						
				313	49						
				34221	26					34221	26

Expenses

1925						1925					
June	30	Bal from p 118		8302	30	Dec	3	AUB	24	10	41
Aug	25	Sunds	21	1866	95	"	31	P&L	26	15167	76
Sept	8	AUB	22	334	75			Bal			
Oct	12	"	"	1404	97						
	"	2nd Natl	"	593	75						
Nov	30	Sunds	24	817	13						
Dec	31	AUB	25	1858	32						
				15178	17					15178	17
1926						1926					
Mar	24	AUB	28	2923	60	Feb	11	AUB	27	218	00
	"	2nd Natl	"	406	79	Aug	20	"	31	1	20
May	1	AUB	29	1199	00	Nov	1	"	33	200	00
June	25	"	30	1244	60	Dec	31	P&L	35	13.437	23
	29	Sunds	31	1710	00						
Aug	6	AUB	"	300	00						
	21	2nd Natl	"	257	61						
Sept	2	R&M	32	148	90						
Oct	8	AUB	"	1436	09						
Nov	18	"	"	1600	76						
Dec	1	"	34	551	25						
		Salaries	"	10	00						
Aug		1st Natl Petoskey	"	935	92						
Dec	31	Sunds	35	1131	91						
				13856	43					13856	43
1927						1927					
Mar	[illegible]	AUB	36	3324	16	Feb	4	Mrs Co	36	2	56
	23	2nd Natl	37	310	46	Mar	23	Taxes	37	13	88
May	31	AUB	40	1614	62	June	28	Parsburning Gift	42	10	75
June	10	2nd Natl	41	100	00	Aug	27	" "	"	124	98
	6	AUB	41	492	20	Dec	13	Taxes	45	36	20
May	25	Salaries	"	10	00		31	P&L	47	14471	62
June	28	AUB	42	1911	92						
Sept	27	Sunds	"	1986	04						
Sept	1	"	"	58	20						
Oct	8	AUB	44	1203	36						
Dec	18	"	46	2922	13						
	31	Sunds	"	726	90						
				14659	99					14659	99

Expenses

1928							1928						1930
Mar	19	AMB	49	41527	3		Dec		Salaries Taxes	59	2000		June
Jun	6	2nd Natl	"	10000			"	12	Expenses	60	3772		July 1
Mar	19	" " Repairs 894.85	"	26354				31	P & L	61	17673	13	Sep 8
May	26	Ash Natl	50	32238	5								Aug 31
				7740	12								
June	30	AMB	51	22273	5								Sept
				9967	47								
Aug	20	"	54	16375	5								Oct
Sept	5	1st Petersburg	"	8876	5								
	26	AMB	56	13959	8								Nov
Nov	27	"	59	18855	20								
Dec	20	Salaries	"	2000		Tr							
				15793	85								
	31	AMB	60	19085	0								Dec
	"	"	"	850									
				17710	85								
											17710	85	
1929							1929						1931
Jan	8	2nd Natl	62	60000			Apl	30	AMB	64	2000		Jan
Mar	30	AMB	63	41783	3		Sept	9	"	72	6405		Feb
	5	Second Natl	64	15376			Dec	18	Taxes	81	11076		Mar
											19481		
Apl	20	AMB	"	1165				31	P & L	82	16862	92	Apl
	30	"	"	11750									May
May	11	2nd Nat	65	10000									Jun
	31	AMB	67	22724	0								Aug
Jun	29	"	70	13884	5								
				9822	00								
Aug	31	"	71	20492	5				Bal 16.862.92				Sept
Sept	5	1st Nat Petersburg	"	9819	3								Oct
	30	Bonds	72	81200									Nov
Oct	31	AMB	75	95695									Dec
Nov	12	Fiduciario	77	8876						—			
	30	AMB	78	13014	0								1932
						33							Jan
Dec	31	"	82	10453	5	3							Mar
				17057	73								
											17057	73	
1930	Jan	8	AMCo	84		71	1930	Jan	28	Ellison C Tr Bal 5540.90	91	75	June
	Jan	10	AMB	"	1344	15							
	Feb	27	"	"	1233	31							Aug
	Mar	31	" 545.01 708.84	85	1256	85							Sept
	Apl	7	AMCo	87		68							Sept
		30	AMB	88	3630	0							Oct
	May	31	"	89	4645	5							Nov
		"	AMCo	"	1	00							Dec
	Jun	30	AMB	91	87740								
					5541	68							

Expenses

1930 June	30	Brought Forward			554090
July	1	Bills Rec	92		40000
Sept	8	" "	"		40000
Aug	31	A&B	1895,86	"	189586
Sept	30	Sundo	93		181077
Oct	6	Bills Rec	94		25000
	29	A&B	95		690 22
Nov	10	Bills Rec	96		40000
	29	A&B	"		116799
	12	A&C	97		240
Dec	21	A&B	99		116470
	4	RR	99		3000
					1244784
1931 Jan	31	A&B	101		348000
Feb	28	"	"		755 50
Mar	31	"	103		304000
Apl	30	"	105		673 50
May	21	"	106		532 70
June	30	"	107		137011
					398381
Aug	31	"	108		152395
	"	1st Nat Petro	"		45310
Sept	26	A&B	109		341 78
Oct	31	2nd Nat	111		637 65
Nov	30	Sundo	112		233 00
Dec	31	2nd Nat	113		78863
					796192
1932 Jan	1	Interest	115		2100
Mar	31	2nd Nat	116		273172
May	31	"	118		72200
June	30	"	"		438 25
	"	F. T. Co	"		500000
					441297
Aug	31	2nd Nat	119		235 02
Sept	2	1st Nat Pet	120		813 11
Sept	30	2nd Nat	"		214 00
Oct	31	"	121		228 55
					710
Nov	30	"	122		223 00
Dec	31	"	"		9914 0
					712515
					712515

1930 Dec	9	A&B	94		250 00
Dec		Taxes	98		3030
		Bal 1718754			1250 30
"	31	P&L	94		1216754
					1244784
1931 Jan		2nd Nat	108		1966
Dec	15	GRR	113		1654
	16	RR	"		500
	8	NRA	"		9318
					134 38
	31	P&L	114		782754
					796192
					796192
1932 Jan	6	2nd Nat	115		7500
May	21	GRR	117		550000
					625
June	9	2nd Nat	119		180000
Aug	13	"	122		3616
	19		"		1150
	31	Taxes	123		6565
		Bal 6737.14			91831
"	"	"	"		2030
					94861
	"	P&L	124		617654
					712515
					712515

Second National Bank

Ashland Ky

1928 Mar	20	Ballance from p186		22.222	72
Apl	9	Sunds	49	10.329	40
May	1	Salaries	50	41	66
	5	Sunds	"	4279	78
June	1	"	"	556	67
				37430	23
	28	"	51	1580	58
				39010	81
July	2	Sal	"	41	67
Sept 1 Aug	3	Sunds	54	3139	40
July	3	Divs	"	228	00
		Sept 17 balanced		42419	88
Mar		"	59	104	00
	30	Int	"	205	14
Dec		Salaries	"	165	01
				42894	03
	22	Sunds	60	130	00
	26	Sunds	"	2600	00
				45624	03
				45624	03
1929 Jan	1	Bal		12.491	97
Mar	30	Divids	63	224	40
	"	Sunds	"	624	99
	"	Int	"	122	57
Apl	1	Sunds	64	72	38
				13536	31
May	10	"	65	17000	00
	1	"	66	741	66
May	31	"	67	243	65
June	29	Int	70	6	90
	5	Salaries	"	41	67
				31570	19
Aug	31	Int	71	14	88
		Sunds	"	271	34
Sept	30	Int	72	7	62
				31864	03
Mar	1	Salaries	74	83	34
	30	Int	78	15	70
Dec	31	"	82	249	73
				32212	80
				32212	80
1930 Jan	1	Balance		3459	04
	2	2nd Nat	84	280	00
Mar	6	Salaries	"	124	99
Feb	28	Int	"	27	50
Mar	31	Divids	85	32	50
	27	Int	"	4	50
		Bal		3928	53

1928 Apl	21	RRM	49	2170	00
	18	Nat Bk Ky	"	3260	00
Apl	27	Sund	50	3000	22
		June 8 Bal 29.000.01		8430	22
June	26	W W & Co	51	3000	00
				11430	22
July	3	Poder W W Stock	52	2500	00
		Sept 17 Bal 28,489.66		13930	22
Mar	17	R. R. M	58	7213	51
	28	Bills Rec	60	1988	33
		Dec 11 bal 19,761.97		23132	06
Dec	24	" "	"	10000	00
				33132	06
	31	Balance		12491	97
				45624	03
1929 Jan	8	Sundries	62	1000	00
Mar	30	Expenses	64	153	76
		Apl 1 bal 12,382.55		1153	76
May	11	E. C. M Trustee	65	27500	00
		Expenses	"	100	00
		Bal 3459.04		28753	76
Dec	31	Balance		3459	04
				32212	80

1930 Apl
May
Mar
June
Aug
Jan
Sept
Oct
Mar
Dec
1931 Jan
Feb
Mar
Apl
May
July
Sept
Oct
Mar
Dec
1932 Jan
Mar

Second Natl Bank

1930		Forwarded p 190		3928	53
Apl	30	Interest	88	189	66
		Salaries	"	83	32
May	9	Sundries	89	8346	76
	31	"	"	52	68
				12600	95
Mar	31	Int	90	9	65
				12610	60
June	30	"	91	1	45
				12612	05
Aug	31	"	92	3	00
Jany	1	Salaries	"	41	67
Sept	30	Int	93	6	00
	"	Salaries	"	41	67
Oct	31	Int	94	1	71
				12706	10
Nov	29	Salaries	96	83	34
		Int	"	10	75
Dec	31	"	99	4	50
				12804	69
				12804	69
1931 Jan	1	Balance		205	82
	8	Jr Kitchen	100	299	43
	31	Sundry	"	383	33
	"	Int	101	6	97
Feb	28	Sundry	"	131	43
Mar	31	"	103	92	32
				1119	30
Apl	30	"	105	220	24
May	29	Int	106	11	13
July	1	Sundry	107	87	84
				1438	51
Sept	4	"	108	289	88
				1728	39
	23	Int	109	60	43
		Bal 1472.54		1788	82
Oct	21	C R Pfd	111	500	00
	"	Assn Fair	"	25	00
	24	Sundry	"	116	00
	31	"	"	1015	00
	"	"	"	2230	48
		Bal 4664.38		5675	30
Nov	30	"	112	2883	75
		Bal 6013.26		8559	05
Dec	31	"	113	3185	76
		"	"	134	85
				11879	66
				11879	66
1932					
Jan	1	Balance		2006	56
Mar	26	Sundry	115	6682	74
				8689	30

1930					
May	9	Bills Rec	89	12000	00
Dec	24	Taxes	98	598	87
		Bal 205.82		12598	87
		Balance		205	82
				12804	69
1931					
Sept	22	Alt Co	109	316	28
		Bal 1472.54			
Oct	8	P-P Stock	110	5	79
	31	Sundry	111	688	85
		Bal 4664.38		1010	92
Nov	6	T R B Stock	"	1162	50
	18	C R	"	143	87
	20	Exp	112	228	50
		Bal 6013.26		2545	79
Dec	14	Sundry	"	4068	80
	"	C-K	113	908	50
	16	R K O Deb	113	500	00
	19	Int	"	3	30
	31	Sundry	"	1846	71
				9873	10
		Balance		2006	56
		11879.66			
		9873.10			
		2006.56			
				11879	66
1932					
Jan	7	Par. Pub Stock	115	3	38
Mar	31	Sundry	116	3042	58
		Bal to p 211		3045	96

Savings Account Second Ashland Natl Bank

Date		Item	Ref	Amount
1928 May	18	Sunds	50	11.578 50
June	16	Divids	51	1.500 00
Aug	18	"	54	2448 00
Oct	13	RRM + Int	56	6912 82
				22139 32
Nov	1	Int Harv Stock	"	8603 37
	1	~~[illegible]~~	~~57~~	
Dec		Int on acct	59	240 82
				31283 51
1929 Jan	1	Balance		20,135 26
June	8	Sunds	68	25.830 30
	17	A U Co	69	25.000 00
				70.965 56
Oct	31	Divids	75	1755 70
				72721 26
Nov	14	A Loan & Bld	78	1000 00
	30	Divids	.	1017 00
Dec	28	Sunds	82	3511 51
				78249 77
				78249 77
1930 Jan	1	Balance		15249 77
May	31	Interest	89	153 70
				15403 47
Nov	29	"	96	81 04
				15484 51
				15484 51
1931 Jan	1	Balance		5484 51
	29	Hd	100	2800 00
May	31	Int	106	61 51
				8346 02
1932 May	31	"	117	86 01
				8432 03
Nov	30	"	121	43 98
				8476 01
				8476 00
1933 Jan	1	Balance		2976 01
	16	Sunds	125	3429 98
				6405 99
Mar	17	Divd	126	715 88
May	31	Int	129	96 44
				7218 31
Dec	1	"	134	103 47
				7321 78
				7321 78
1934 Jan	1	Balance		7001 78
June	1	Int	138	105 01
				7106 79
Dec	1	"	144	106 48
				7213 27
1935 June	1	"	149	72 06
				7285 33
Sept	19	U A Ry Bonds	152	6537 94
Dec	1	Int	155	29 26
				13846 53
				13846 53

Date		Item	Ref	Amount
1928 Aug	20	A. Fin'c Co Pfd	54	2700 00
Dec	20	Pondereth Wtd Pfd	59	5087 50
	24	Cumb. P.L.Co	60	3360 75
				11148 25
		Balance		20135 26
				31283 51
1929 Jan	15	Ash. Nat. Co	62	5000 00
May	10	2d Natl	65	13000 00
				18000
July	9	Ellison C Trustee	70	5000 00
Sept	26	Banco Ky	73	20000 00
				43000
Nov	7	AU Co	76	20000 00
		Bal 15249.77		63000
		Balance		15249 77
				78249 77
1930 Jan	8	AU Co	84	5000 00
May	9	2d Natl	89	5000 00
		Bal 5484.51		
		Balance		5484 51
				15484 51
1931 Jan	10	AUB Stock	100	3500 00
May	1	AU Co	103	2000 00
"		32 Bal 2932.03		5500
Dec		Balance		2976 01
				8476 01
1933 Mar	4	2nd N	126	320 00
		Bal 7001.78		
		Balance		7001 78
				7321 78
1934 July	10	Tax	145	7 11
		Bal 7206.16		
1935 June	6	U A Ry Bonds	150	6527 94
		Bal 750.25		6535 05
July	9	Tax	151	75
		Bal 7310.73		6535 80
Dec	30	2d Nat Bk	156	2000 00
		Bal 5310.73		8535 80
		Balance p 305		5310 73
				13846 53

Ashland Natl Co

1928					
Nov	27	Int Harvey G Stock	59	24903	66
Dec	7	Dividends	59	570	00
	31	Int	61	94	20
				25567	86
1929					
Jan	15	Ash H B S. Dev	62	5000	00
Mar		Int	63	159	56
Apl	13	Sunds	64	10295	52
May	31	Int	67	290	71
Jun	23	Int	69	61	75
				41375	40
				41375	40
June	24	C G T G Stock	69	2843	10
July	5	Lowellow Stock	70	2345	00
Aug	31	Sunds	71	5094	56
Sept	30	Divds	72	2476	83
		Int	"	33	57
		Sunds	"	18354	38
				31147	44
Oct	7	Sunds	73	2803	88
	16	A T & T Stock	74	14970	00
				48921	32
	31	Int	75	121	73
				49043	05
Nov	7	Saving Dep All B	76	20000	00
		Int	"	18	70
	12	M Sbnd & Int	"	1115	42
		" " "	77	5004	89
Dec	4	Sunds	80	3618	94
	12	"	"	4552	00
	28	Int	81	33	58
				83386	58
				83386	58
1930					
Jan	1	Balance		255	48
	8	Savings Dep	84	5000	00
	29	Dividends	"	2228	50
Feb	28	Int	"	46	73
Jan	29	Fiduciaries	"	2288	72
				9819	43
Mar	31	Int	85	32	33
				9851	76
Apl	16	C P L Stock	87	8763	80
	30	Int	88	40	23
				18655	79
May	31	"	89	19	29
Jun	17	Divds	91	3300	00
	30	Int	"	17	42
				21992	50
July	28	Sunds	92	3557	72
				25550	22

1929					
Jan	7	U.S. Rub.	62	350	00
	26	Sunds	63	6335	75
May	24	U A R Sec	66	216	26
	31	" "	67	2344	01
	17	RR M	69	108	05
June	17	Savings All B	"	25000	00
	18	U A Ref	"	441	90
	23	Russell Bonds	"	6579	43
				41375	40
				41375	40
July	1	Ash Nat Bank	70	2843	10
Aug		C G & E	71	1160	00
				4003	10
Oct	29	Sunds	74	13125	00
	"	L G & E	75	3118	00
	"	H B M & S	"	1014	50
				21260	60
Nov	6	Sunds	"	11964	50
	"	"	76	25352	50
	12	Pure Oil	"	2214	50
	14	Sunds	77	6331	50
Dec	12	"	81	5834	50
	28	"	"	2649	00
	"	Tim Pier	82	3762	00
	"	Ann P & L	"	3762	00
				83131	10
		Balance		255	48
		Bal 255.48			
				83386	58
1930					
Jan	5	Expenses	84		71
Feb	25	Robey R. Mearns	"	300	00
		Mar 31 Bal 9551.05			
Apl	28	Sunds	87	7042	68
		Apl 30 Bal 11,312.40		7343	39
May	5	Sunds	88	3514	75
	"	Int T & T	89	3010	25
				13868	39
	31	Sundries	"	5	00
		May 31 Bal 4801.69			
June	21	"	90	3017	00
	30	All B	91	2879	61
		Col Oil & G Corp Stock	"	908	50
		United Gas Corp Stk	"	1314	00
				21992	50
		Forward p 194		3557	72
				25550	22

Ashland National Co

1930					1930					
July	28	Bal Forward		3557 72	Sept	25	Surends	93	7455 00	1928 Da
Sept	10	L M L Stock	92	2345 00	Oct	18	"	94	6034 25	
	30	Divids	93	1932 60		22	Am M & B	95	508 50	
		Int	"	12 86	Nov	5	Mutual Gas	"	908 50	
				7848 18						
Oct	18	Ky Util 6% Pfd	94	5071 00		10	Surends	"	2724 25	
	31	Int	"	20 45		15	~~Ash Nat Bk~~ Bancs Ky	96	1417 00	1929 D
	11	Ash Nat Bk	95	4000 00		19	Rubey L. Means	"	880 00	
Nov	"	"	96	10000 00	Dec	2	All B Stock	"	1000 00	
Dec	6	Surends	"	20 47	19	19	Surends	97	7902 53	
							Bal 701.32		28830 03	
	19	" Bal 7.18	97	2571 25	24	24	M Gas C Stock	98	708 50	
				29531 35			Bal 1.73		29538 53	
	31	Int	99	8 91			Balance		1 73	
				29540 26						
				29540 26					29540 26	
1931 Jan	1	Balance		1 73	1931 Mar	19	Surends	102	8156 50	
Feb	28	Surends	101	10.379 75		23	"	"	533 50	
Mar	4	All B	102	2000 00		30	"	103	5480 00	
							Bal 1211.48		14170 00	
	24	Surends	"	3000 00	Apl	29	"	104	8317 25	
				15381 48					22487 25	
May	1	"	103	7230 36	May	25	"	105	4726 15	
				22611 84						
~~May~~ ~~Apl~~	15 ~~29~~	"	104	5004 49		26	"	106	653 50	
							Bal 1053.49		27866 90	
	31	"	106	1304 06	June	15	"	"	2317 50	
				28920 39					30184 40	
June	16	"	"	1264 01						
				30184 40						
				30184 40					30184 40	
July	2	Int Tel & Tel Stock	107	3379 00	~~July~~	~~2~~	~~Int Tel & Tel Stock~~	~~107~~	~~3379 00~~	
	6	K M 7% Pfd "	"	202 40		1	Pure Oil Pfd	107	2293 00	
	17	Congo Maine "	"	1182 50		23	M Gas "	108	1635 50	1930 D
				4763 90			Bal 835.40		3928 50	
Sept	11	All B	108	2000 00	Sept	11	P & L	"	145 80	
		Int	"	7 12		14	Surends	109	3013 00	
									7087 30	
	22	2nd Natl	109	316 28						
				7087 30						
				7087 30					7087 30	
1931 Oct	2	Bancs Ky	110	96 00	1931 Oct	24	2nd Natl	111	96 00	

Salaries

1933 Dec	31	P & L	135	458 33	1933 Feb	1	2nd Nat	127	41 66	
					Mar	1	Exp	126	41 66	
					Apl	1	2nd Nat	127	41 66	
					May	1	" "	128	41 66	
					Jan	1	" "	129	41 67	
						30	" "	"	41 67	
					Aug	4	" "	130	41 67	
					Sept	5	" "	132	41 67	
					Oct	31	" "	"	83 34	
					Dec	1	" "	135	41 67	
									458 33	
				458 33					458 33	

Dividends

1928 Dec 31	P & L	61	43938 90	1928 Oct	15	Balance fo 160		38948 64
				Nov	30	All B	59	1050 00
				Dec	20	Sunds	"	3575 26
					31	All B	60	365 00
								43938 90
			43938 90					43938 90
1929 Dec 31	P & L	82	35855 91	1929 Mar	30	Sunds -	63	11.371 18
				Apl	30	All B -	64	1898 07
				1928 Nov	23	" -	65	2000
				May	31	" -	67	2007 16
				Jun	8	" - Savings	68	593 76
					29	" -	69	15240 8
								17414 25
				Aug	31	" -	71	2812 11
						Second Natl -	"	1880 00
						Ash Nat Co -	"	2038 16
						1st Petrosky -	"	6060 00
				Sept	30	Sunds -	72	30435 8
				Oct	31	" -	75	3539 77
				Nov	12	Fiduciaries -	77	1820 20
					"	" -	"	593 76
					30	Sunds -	78	1502 66
				Dec	28	" -	81	12025 4
								34761 03
					"	SD	82	1094 88
								35855 91
			35855 91					35855 91
1930 Dec 31	P & L	99	37270 68	1930 Feb	22	Sunds	84	7521 74
				Mar	31	"	85	4421 82
				Apl	30	All B	88	2657 11
				May	9	Diamond Nat'l	89	3467 6
					31	Ash Natl	"	1018 06
				June	30	Sunds	91	6832 46
								22799 95
				July	28	All Co	92	1231 18
				Aug	31	All B	"	4689 38
				Sept	30	Sunds	93	26907 1
				Oct	31	All B	94	1952 90
								33362 12
				Nov	25	"	96	1261 88
								34624 00
				Dec	19	All Co	97	2375
					31	All B	99	2622 93
								37270 68
			37270 68					37270 68

Dividends

1931 Dec	10	2nd Nat Com Real	112	7	63	1931 Jan	31	AUB	100	3545	03
	31	P & L	114	27122	92	Feb	28	"	101	2082	02
							14	AUCo	"	365	00
						Mar	31	AUB	103	3204	84
						Apl	30	"	104	1560	03
						May	29	"	106	1188	31
		27,130.55				June	30	"	107	3495	21
		7.63								15360	44
		27122.92				Aug	31	"	108	3575	26
						Sept	26	"	109	2542	68
										21478	38
						Oct	31	2nd Nat	111	1652	40
							24	"	"	20	00
						Nov	30	"	112	976	28
										24127	06
						Dec	31	"	113	3003	49
										27130	55
				27130	55					27130	55
1932 Dec	31	P & L		17445	20	1932 Mar	31	2nd Nat	115	3499	74
						"	"	FTCo	116	2305	98
						May	31	2nd Natl	118	829	23
							"	F.T.Co	"	1664	16
						June	30	2nd Nat	"	2149	83
										10448	94
						July	29	"	119	929	06
						Aug	26	"	"	848	84
						Jan	19	1st Petersburg	120	137	50
						Sept	30	2nd Natl	"	1648	14
										14012	48
						Oct	31	"	121	1170	71
						Nov	30	"	"	724	82
						Dec	31	"	122	1537	19
										17445	20
				17445	20					17445	20
						1933 Jan	31	2nd Natl	125	1010	49
						-	-	Savings	"	212	50
						Feb	27	2nd Nat	126	645	05
							"	"	127	75	00
						Mar	31	"	126	1040	30
								Savings D	"	715	88
								Fid T	"	37	50
								Expenses	"	25	50
						Apl	29	2nd Nat	127	862	28
						May	30	" "	128	783	52
						June	26	" "	129	1561	41
										6969	43

Dividends

1933 Dec	31	P & L	135	136082	8	1933 July	1	Profit forward		69643
						Aug	31	2nd Instl	130	145304
						Sept	30	"	132	170256
						Oct	31	"	"	97524
						Nov	30	"	134	69220
										117924
						Dec	30	"	135	181581
										136082
				136082	8					136082
1934 Dec	31	P & L		174648	2	1934 Mar	6	2nd Instl	136	480977
						Apl	3	"	137	30967
							27	"	"	135485
						May	31	"	"	69023
						June	29	"	138	185292
										901744
						Aug	31	"	139	205529
						Sept	29	"	140	213178
						Oct	31	"	"	106214
						Nov	30	"	141	62034
										148699
						Dec	31	"	"	257783
										1746482
				1746482						1746482
1935 Feb	15	2nd Instl	147	82275		1935 Jan	2	H & S Bk Stock	146	156000
Apl		" "	148	7800				" "	"	7800
Sept	7	" "	153	190		Mar	30	2nd Instl	"	486003
		Bal 19.246.36		90265						
Dec	31	P & L	157	192463	6	Apl	30	" "	147	172954
						May	31	" "	149	90263
Less		20.149.01				June	15	" "	150	113396
75.00		115.00 not received divs								102641 6
40.00						Aug	31	" "	151	311333
		20.031.01				Sept	30	" "	152	191789
						Oct	31	" "	155	161950
						Nov	30	" "	"	127858
										181934 6
						Dec	31	" "	157	195555
										20.149.01
				20149	01					20.149.01
1936 Dec	31	P & L	164	258314	3	1936 Mar	30	2nd Instl	158	551619
						Apl	27	" "	"	215505
						May	31	" "	159	132145
						June	30	" "	160	201365
										110163 4
						Aug	31	" "	"	410182
						Sept	30	" "	161	231291
						Oct	31	" "	162	284513
						Nov	30	" "	"	139842
						Dec	31	" "	163	115681
										258314 3
				258314	3					258314 3

[195.00 of this reported in 1933]

Dividends

1937 Dec	4	Means Realty Stock	176	11423	1937 Jan	20	Bills Rec	165	18000	1933 Jan	
	31	P & L		709859	Mar	27	2nd Mail	"	99622	Feb	
					Apl	30	" "	168	90000	Mar	
					May	29	" "	166	28660	Apr	
					Jun	30	" "	"	19995		
					Aug	31	" "	164	140255		
					Sept	30	" "	171	74995		
					Oct	30	" "	172	32565	Mar	
					Nov	30	" "	173	49860	Jun	
					Dec	31	" "	175	166825	Jul	
				721282					721282	Aug	
1938 Dec	10	Means Realty Stock	185	25200	1938 Apl	30	2nd Mail	178	168650		
	31	P & L	185	541535	May	31	" "	179	26510	Sep	
					Jun	30	" "	180	64475	Oct	
					Sept	30	" "	"	124425	"	
					Oct	31	" "	182	32065	Nov	
					Nov	30	" "	"	43010	Dec	
					Dec	30	" "	187	107600		
				566735					566735	1934	
					1939					Jan	
1939 Dec	10	Means Realty Co Stock	192	26955	Apl	30	2nd Mail	186	155800	Mar	
	31	P & L	"	587143	May	24	" "	187	30080	Apl	
					Jun	30	" "	188	142255		
					Aug	31	1st Nat Peabody	"	56315	Mar	
					Sept	30	2nd Mail	"	124705	Jun	
					Oct	31	" "	189	32565	Jul	
					Nov	30	" "	190	94435	Aug	
					Dec	17	" "	191	25465	Sep	
						30	Fbo Nat	"	89665		
				623185					623185	Oct	
					1940						
					Apl	15	2nd Nat	194	128653	Oct	
					Feb	20	Fbo Nat	"	32410	Nov	
					May	21	2nd Nat	195	35773	Dec 31	
					Jun	29	" "	"	31600		
									226436	193	
										Jan	
										Mar	
										Apl	

Expenses

1933	Jan	31	2d Nat	125	207 55	1933	Mar	1	J Kerr	126	90 00
	Feb	27	"	126	200 00		Jan	8	N R D	129	297 25
											387 25
	Mar	31	Invest	"	301 16		Aug	23	2d Nat	130	2 50
	Apl	27	Inheritances	127	206 64		Dec	22	Taxes	135	30 30
											420 05
		7	Cons Real Pfd Stock	"	500 00			31	P & L	"	6591 20
		29	2d Nat	"	427 50						
			Interest	"	12 00						
	May	31	2d Nat	128	190 25						
	Jun	30	"	129	884 44						
					2929 54						
	July	3	Int	130	21 00						
	Aug	31	2d Nat	"	713 95				7011.25		
		"	1st Nat Pet	"	1043 77				420.05		
									6591.20		
	Sept	30	2d Nat	132	320 04						
	Oct	13	Int	"	12 00						
	31	31	2d Nat	133	225 05						
	Nov	31	"	134	408 90						
	Dec	30	"	135	1337 00						
					7011 25						
					7011 25						7011 25
1934	Jan	8	Int	136	21 00	1934	Dec	5	Taxes	144	15 40
	Mar	31	2d Nat	"	2037 19			31	P & L	145	7621 95
					2058 19						
	Apl	6	Int	137	12 00						
		7	2d Nat	"	150 00						
	May	31	"	138	430 50						
	Jun	29	"	"	1166 95						
					3817 64						
	July	1	Int	139	21 00						
	Aug	31	2d Nat	"	1054 15						
	Sept	7	1st N Petrol	"	498 29						
		29	2d Nat	140	381 37						
	Oct	2	Int	"	12 00						
	Oct	31	2d Nat	"	301 50						
	Nov	30	"	144	576 96						
					6662 91						
	Dec	31	"	"	974 44						
					7637 35						
					7637 35						7637 35
1935	Jan	3	Int	146	21 00						
	Mar	30	2d Nat	147	1674 79						
	Apl	30	" "	"	345 52						
			Int	148	12 00						
	May	31	2d Nat	149	884 20						
					2937 51						
			Forward $200		2937 51						

Expenses

1935	May	31	Forwarded f 199		2937 51	1935	Sept	19	S a 2nd Nat	152	400		1931
	June	8	Int	149	2100		Nov	30	"	155	943		
			2nd Nat	150	61730		Dec	10	Taxes Bal 8527.54	"	1540		1932
		15	" "	"	100475 458056			31	P & L		855754		
	Aug	21	" "	151	54030								
	Sept	4	1st Nat Petersburg	152	86490								
		20	2 Nat	153	31481								
	Oct	1	Int	154	1200								
		31	2 Nat	"	41593								
	Nov	30	"	155	61200								
	Dec	31	"	157	121587 855637								
					855637						855637		
1936	Mar	25	2nd Nat	158	258706	1936	Jany	18	2 Nat	160	10000		193
		10	Int	"	3300			16	1st Nat Petersburg Bal 11.262.05	"	14000		193
	Apl	28	2nd Nat	"	52172		Dec	31	P & L		1126205		
	May	30	"	159	109190								
	June	30	"	160	627 98 486166								
	July	7	Int	"	2100								
	Aug	21	2nd Nat	"	57791								
	Sept	8	1st Nat Petersburg	"	105665								
		30	2nd Nat	161	70208								
	Oct	1	Int	"	1200								
	Sept	25	1st Nat Petersburg	"	502								
	Oct	31	2nd Nat	162	66000								
	Nov	30	" "	"	114644 460427 6								193
	Dec	31	" "	163	500000								
		4	" "	164	195929 115020 5								
					1150205						1150205		
1937						1937							
	Mar	31	2nd Nat	165	186908		Sept	15	J Rice Bal 638,40 f p 219	171	1050		
	Apl	7	Int	"	1200								
		30	2nd Nat	168	48500								
	May	24	" "	"	23970								
	June	7	Int	"	2100								
		23	2nd Nat	"	72713 335391								
	Aug	31	" "	169	120262								
	Sept	30	" "	172	96035								
	Forwards		J Rice	MH	1050								
	Oct	7	First Petersburg	"	86802								
		2	Int	"	1200								
			Bal Forwd to f 219		639690								

Bills Receivable

1931	Jan	1	Balance p 30		29.025 00	1931	Apl	23	Auto Jan	103	700 00
		7	H & S Davis	100	820 85		Oct	2	C.R Pfd	110	10.000 00
					29845 85				Nos Bal 19.145.85		10.700
1932	Jan	1	"	115	4000 00	1932	Apl	15	Bills Rec. Jan	116	5000 00
	Feb	8	2nd Nat	116	50 00			"	2nd Nat "	118	300 00
											16000
	Apl	15	Bills Rec - Con. Real	"	5000 00		July	8	Bills Rec	"	4000 00
					38.895 85						
	July	8	" "	118	4000 00		Aug	13	" "	119	5000 00
	Aug	13	" "	119	5000 00		Nov	22	2nd Nat	121	17 50
	Dec	11	" "	122	9000 00			"	P & L	"	932 50
					56895 85		Dec	11	B.R	122	9000 00
									Bal 21.945.85		34950 00
							"	31	P & L	123	6000 00
									Balance		15945 85
					56895 85						56895 85
1932	Jan	31	Balance		15945 85	1933	Mar	5	B R	126	4000 00
	"	"	John H Mann	123	3.156 67		Apl	10	"	127	5000 00
1933	Mar	5	B.R - Con Real	126	4000 00		June	8	U R D	129	6000 00
									Bal 14.502.52		15000
	Apl	10	" "	127	5000 00		July	3	B R	130	4000 00
	May	5	H & S "	128	1400 00		Aug	8	"	"	5000 00
					29.502 52						
	July	3	B R "	130	4.000 00		Sept	2	"	"	1,400 00
	Sept	2	" "	"	6.400 00		Oct	31	"	133	4000 00
	Oct	31	" "	133	4.000 00		Dec	6	"	134	5000 00
											34400
	Nov	29	Sands "	"	9.000 00				Balance		26002 52
	Dec	6	B R "	134	5.000 00				60.402.52		
									34.400		
		26	H & S "	135	2.500 00				26.002.52		
					60.402 52						
					60402 52						60402 52
1934	Jan	1	Balance		26.002 52	1934	Jan	1	B R	136	1.400 00
			B R	136	1,400 00		Feb	28	B R	"	4.000 00
	Feb	28	B R	"	4.000 00		May	1	P & L	137	820 85
	May	14	"	137	6.400 00			14	B P	"	1100 00
					37802 52						
	July	1	"	139	1560 00			"	B R	135	6400 00
	Aug	3	"	"	9000 00		Jan	4	B P	138	7900 00
											21620 85
	Nov	2	"	141	7875 00			27	2nd Nat	"	2500 00
					56237 52						24120 85
							Aug	3	B R	139	9000 00
							Sept	19	J R Mc Adv	"	3156 67
							Oct	18	2nd Nat	140	1400 00
							Nov	2	Sands	141	9000 00
								"	2nd Nat	"	1560 00
											48237 52
									Balance p 202		8000 00
					56237 52						56237 52

7875.00 Consol Realty
25.00 Hoyle Trial

Bills Receivable

1935	Jan	1	Balance p 201		8000	00
	Mar	2	BR	146	7875	00
					15875	
	June	30	BR	150	5850	00
	July	24	H & S Stock	151	500	00
	Dec	24	" "	156	800	00
		28	John R. Means	"	1800	00
					24825	
1936	Feb	28	BR	158	5850	00
	Apl	30	John R. Means	159	2093	53
					32768	53
	Sept	25	Home & Savings Stock	161	900	00
					33668	53
	Dec	28	BR	164	5242	50
					38911	03

1935	Mar	2	BR	146	7875	00
	Apl	11	2nd Nat	147	1125	00
	May	7	H.O.L.C Bond	148	900	00
					9900	
	June	30	BR	150	5850	00
	Sept	18	2nd Nat	152	500	00
	Dec	28	Gifts	156	1800	00
			Bal 6,775.00		18050	
1936	Feb	28	BR	158	5850	00
	Apl	20	2nd Nat	"	800	00
			Bal 8068.53		24700	
	July	21	"	160	607	50
	Oct	21	"	162	900	00
					26207	50
	Dec	27	"	163	225	00
		28	BR	164	5242	50
		31	Sold JR Ur. note	"	197	39
			Bal 7038.64		31872	39
			Balance		7038	64

1937	Jan	1	Balance HT 125.00 JRM 1896.14 CR 5017.50		7038	64
		20	Dividends - Person Fault	165	180	00
	May	4	John R. Means	168	5600	00
			Dec 31 '37 - HT 125.00			
G	June	7	" Cons Real 4320. JRM 5470.23	"	2000	00
G		22	" Pers Fau 180.00 10095.23	169	2000	00
					16818	64
			Dec 31 '38 JRM 2470.23 Cons Real 4320.00 Pers Fault 120.00 6910.23			
					16818	64

1937	Mar	22	2nd Nat Cons Re	165	337	50
	June	4	" "	168	360	00
					697	50
	Sept	15	J R. Ur Wrong	171	1672	34
		"	" "	"	223	80
		30	2nd Nat J R Ur note of 600	"	129	77
	Oct	30	Gifts JRM	172	4000	00
			Bal 10.095.23		6723	41
1938	Jan	28	2d Nat P-F Co	178	60	00
			Bal 10.035.23			
	July	6	Gifts JRM	180	2000	00
	Dec	3		182	1000	00
			Bal 7035.23		9783	41
		31	P & L H Total	183	125	00
			6910.23		9908	41
			Balance		6910	23
					16818	64

1939	Jany	1	Balance		6910	23
	Dec	11	BR PFC 60.00 CR 4320.00	191	4320	00
					11230	23

1939	Jany	24	2d Nat P-F Co	186	60	00
	May	4	Gifts JRM	187	2470	23
	Dec	11	BR Cons R	191	4320	00
			Bal 4380.00		6850	23
1940	Jan	22	2d Nat P-F Co	194	60	00

Interest

1931 Dec	10	2nd Nat Bus Real	112		6 67
	19	" RKO	113		3 30
	31	P & L	114	2709	41
				2719	38
1932 Apl	25	2nd Nat	117	308	46
				18	33
June	18	"	118	18	33
				345	12
July	8	Fidu T Co	119	8	75
Aug	10	"	"	2	00
				355	87
		Fwd		355	87

2719.38
9.97
2709.41

1931 June	31	Sunds	101	204	64
Feb	28	2nd Nat	"	1	43
	"	All Co	"	14	75
Mar	31	"	103	12	00
		2nd Nat	"	9	00
	"	All Co	"	23	90
Apl	23	"	"	106	00
	30	All B	104	312	74
	"	2nd Nat 176.66 1.92	105	178	58
	30	All Co	"	4	49
May	31	"	106	4	06
	"	Sunds	"	72	64
June	9	All B	"	384	62
	30	"	107	10	02
	"	2nd "	"	4	50
				1343	31
Aug	31	All B	108	128	64
		2nd Nat	"	186	88
Sept	11	All Co	"	7	12
	23	2nd Nat	109	60	43
Oct	31	"	111	494	74
	"	"	"	5	00
Nov	18	"	"	356	13
	21	"	112	9	00
	30	"	"	7	47
				2598	78
Dec	31	"	113	120	60
				2719	38
1932 Jan	1	Expenses	115	21	00
Mar	9	2nd Nat	"	157	08
		F. T. Co	116	9	47
Apl	25	2nd Nat			
May	31	Savings Acct	117	86	01
	"	2nd Nat	48	406	74
	"	F. T. Co	118	14	22
June	30	2nd Nat	"	19	02
	"	F. T. Co	"	4	27
				717	81
July	8	2nd	119	93	33
Aug	13	"	"	100	00
	31	F T Co	"	7	91
				919	05
		For'd		919	05

Interest

1932						1932					
Aug 31		Forwarded p 203			35587	Aug 31		Forwarded p 203		91905	1931
Sept	19	2nd Natl	120		1333	Sept	8	2nd Natl	120	9300	
Oct	26	F T Co	121		880	Oct	30	Fiduciary T	121	771	
Dec	7	2nd Nat	122		3528		"	2nd Nat	"	28276	
	16	"	"		3750	Nov	"	Fiduciary T	"	364	
		Mat 1128.09			45078		"	Savings 2nd Nat	"	4398	
		Balance			11280 9		"	2nd Nat	"	2000	
						Dec	15	"	122	19522	193
							28	Fiduciary T Co	123	351	
										157887	
					157887					157887	
1933 Jan	2	2nd Nat	125		2630	1933 Feb	28	F. T Co	125	301	
April	29	"	127		30846		"	2nd Nat	~~2047~~ 127	17100	
June	13	"	128		7488	Mar	31	"	126	15333	
	15	"	129		4125			F. T Co.	"	121	
					45089					32855	
Nov	29	B. P.	133 ✓		6750	April	29	2nd Nat	127	38274	1933
					51839			Expenses	"	1200	
Dec	21	P+L	135		193574			Fid. T. Co	"	157	
						June	8	2d R R	129	9850	
							26	2nd Nat	"	23205	
						May	31	Semds	"	9733	
										133274	
		245413				July	3	Exp	130 ✓	2100	
		51839				Aug	5	2nd Nat	" ✓	19333	
		193574				Sept	30	"	132 ✓	37800	1934
						Oct	13	Exp	" ✓	1200	
							31	2nd Nat	" ✓	28276	
						Nov	29	BP	133 ✓	6750	
								2nd Nat	134 ✓	14333	
						Dec	1	5 @ 2nd Nat	" ✓	10347	
										23413	
							30	2nd Nat	135 ✓	10000	
										24513	
					245413					245413	1933
1934						1934					
June	4	2nd Nat	136 ✓		6500	June	8	Expenses	136 ✓	2100	
April	6	"	137 ✓		8134		3	2nd Nat	" ✓	2800	
	23	"	" ✓		30846	April	6	Expenses	137 ✓	1200	
May	14	"	138 ✓		4556		3	2nd Nat	" ✓	400	
	24	"	" ✓		18000			"	" ✓	71333	
					68036		16	"	" ✓	1274	
						May	31	"	138 ✓	22800	
						June	1	Savings Dep	"	10501	
										112408	
		To p 215						To p 215			

Insurance Fire & Auto

1931	Mar 31	Forwarded p104			22654	1931 Dec	Acct Matt	111	1650
	Apl 30	Acct	105		4029	Dec 31	P & L	114	21038
	Jun 30	"	107		1513		Balance		13878
	July 9	"	108		1600		349.16		
	Sept 26	"	109		1650		210.39		
	Oct 31	2nd Mat	111		5120		Bal 138.78		
					36566				36566
1932	Jan 1	Balance			13878	1932 Dec 31	P & L	124	19454
	Mar 19	2nd Mat	116		4355		Balance		23863
	May 21	"	118		10181				
	June 25	"	"		1513				
	Sept 20	"	120		1650				
	Oct	"	121		7190				
	Nov 20	"	122		4550				
					43317				43313
1933	Jan 1	Balance			23863	1933 Dec 31	P & L	135	26503
	Mar 21	2nd Mat	127		2855		Balance		13163
	Apl 24	"	"		3685				
	June 26	"	129		3388				
	Oct	"	133		1875				
	Dec	"	135		4000				
					39666				39666
1934	Jan 1	Balance	1		13163	1934 Dec 31	P & L	145	15080
	Mar 19	2nd Mat	136		2570		Balance		8812
	Apl 4	"	137		3590				
	June 25	"	138		1513				
	July 7	"	139		375				
	Oct 26	"	140		2681				
					23892				
1935	Jan 1	Balance			8812	1935 May 2	2nd Mat	149	250
	Mar 30	2nd Mat	147		2570		Bal 348.74		
	Apl 15	"	"		5995	Dec 31	P & L	153	22494
	May 1	"	148		5250		Balance p 206		12480
	22	"	149		2627				
	June 29	"	151		1513				
	Sept 17	"	153		1650				
	Oct 14	"	154		6084				
	Nov 30	"	155		3350				
					35224				35224

Insurance Fire & Auto

1936							1936				
Jan	1	Balance p 205			12480		Apl	11	2nd Nat	155	750
Mar	25	2nd Nat	155		4820		Dec	31	P & L	164	15738
Apl	11	"	"		4713				Balance		14282
	28	"	"		659						
Jun	27	"	160		1513						
					24185						
Oct	16	"	162		2835						
Nov	24	"	"		3750						
					30770						30770
					30770						
1937							1937				
Jan	1	Balance			14282		Oct	18	2nd Nat Bal 292.39	172	591
Mar	23	2nd Nat	165		2673		Dec	31	P & L	176	18383
Apl	7	" "	168		4855				Balance		8854
Jun	24	" "	169		1888						
					23698						
Sep		" "	172		1650						
Oct	19	" "	"		2480						
					27828						27828
					27828						
1938							1938				
Jan	1	Balance			8854		Dec	31	P & L	185	25005
Apl	25	2nd Nat	179		13340				Balance		8400
Jun	27	" "	180		1513						
					23707						
Sep	17	" "	181		1453						
Oct	10	" "	182		2340						
Nov	28	" "	"		2600						
Dec	31	Kog Apt	184		3305						
					33405						33405
					33405						
1939							1939				
Jany	1	Balance			8400		May	4	2nd Nat Bal 272.59	187	640
Apl	25	2nd Nat	186		9346		Dec	31	P & L	192	20000
May	30	" "	187		1750				Bal		7259
Jun	23	" "	"		1500						
					20996						
Sep	20	" "	188		1453						
Oct	11	" "	189		1950						
Nov	28	" "	190		3500						
					27899						27899
					27899						
1940											
Jany	1	Balance			7259						
Apl	23	2nd Nat	194		10201						
Jun	24	" "	196		1850						
					19310						

Taxes

1931	July	6	AUB 168	108	197	23	193 Dec	31	P & L	114	1141 14
	Dec	31	2nd Nat	113	773	91					
		"	Rents	"	170	00					
					1141	14					
1932					1141	14					1141 14
	July	7	2d	119	270	84	1932 Dec	19	2nd Nat	122	446
	Aug	10	Fid			04			Bal 1594.42		
	Sept	30	2nd	120		16		31	P & L	124	1594 46
	Oct	31	F T Co	121		06					
	"	"	2d	"	581	43					
		"	"	"	46	20					
	Nov	30	F. T Co	"		02					
		"	2d	"		20					
	Dec	19	"	122	446	14					
		31	Funds	123		36					
		"	"	"	223	17					
					1568	62					
			Expenses	"	30	30					
					1598	92					
					1598	92					1598 92
1933	Jan	31	2d Nat	125		18	1933 June	30	F. T. Co	130	02
	Feb	28	F. T Co	"		04	Dec	31	P & L	135	757 60
		"	2nd Nat	126		16					
	Mar	31	F T	"		02					
			2nd Nat	127		06					
	Apl	29	"	"		16					
	May	31	"	128		14					
	Jun	30	"	129		24					
					100						
	Aug	31	"	130	208	94					
		"	1st Nat Pet	"		22					
	Sept	30	2nd Nat	132		16					
	Oct	31	"	133	229	96					
	Nov	30	"	134		10					
	Dec	5	1st Nat Pet 1934-20 33-02	"		22					
		23	Funds	135	316	78					
		30	2d Nat	"		24					
					757	62					
					757	62					757 62
1934	Feb	26	2d Nat	136	154	75	1934 May	31	2d Nat	138	14 90
	Mar	31	"	"		80					
	Apl	30	"	137		12					
	May	31	"	138		18					
	Jun	28	"	"	146	43					
		30	" "	"		20					
					302	48					

Taxes

1934						1934					
June 30		From p 207		302 48		June 30		From p 207		1490	
Aug	31	2nd Nat	139	1402		Dec 31		P & L	145	138831	
Sept	7	1st NB Petos	"	06							
	29	2nd Nat	140	14							
Oct	31	" "	"	584 03							
Nov	30	" "	144	8683							
				98956							
Dec	5	Exp	"	1540							
	31	2nd Nat	"	393 14							
July	10	Savings Acct	145	711							
				140321						140321	
1935						1935					
Mar	14	2nd Nat	147	671 07		Dec 31		P & L	153	166979	
June	18	" U S	150	4674							
				71781							
July	9	Savings Dpt	151	75							
	10	2nd Nat	"	8633							
Sept	17	" " Reg	153	3394							
Oct	23	" " City	154	81556							
Dec	10	Exp Reg	155	1540							
				166979						166978	
1936						1936					
Feb	25	2nd Nat	158	400000		Dec 31		P & L	164	218940	
Mar	11	"	"	34430							
	23	"	"	3348							
Apl	27	"	"	15448							
	28	"	159	530							
June	20	"	160	34179							
				127935							
July	6	"	"	529							
	6	Savings Acct	161	536							
Sept	14	2nd Nat	"	47920							
Oct	12	"	162	33971							
Nov	9	" Radio Cab	"	120							
				211011							
Dec	1	1st Nat P & L	163	704							
	5	Imperial Oil	"	305							
	5	Pioneer Pet	"	2102							
	15	1st Nat Petos	164	4818							
				218940						218940	
1937											
Feb	5	Lambert Co Stock	165	272							
Mar	27	2nd Nat U S	"	1111 89							
Apl	9	P & L	166	2015							
	30	2nd Nat	165	150887							
				294363							

To Page 209

Fiduciary Trust Co of New York
one Wall St

1932						1932					
Mar	31	Sunds	116	9041	99	June	3	Expenses	118	500	00
								Bal 11120.43			
May	31	"	118	2574	17	July	8	Sundries	119	508	75
June	30	Int	"	4	27	Aug	31	"	"	332	04
				11620	43			10287.55		1340	79
Aug	31	"	119	7	91	Oct	26	"	121	448	86
				11628	34			Bal 9846.40		1789	65
Oct	31	"	121	7	71	Nov	21	Taxes			02
				11636	05			Bal 9850.02		1789	67
Nov	28	"	"	3	64	Dec	23	2d Nat	122	4000	00
				11639	69						
Dec	28	"	123	3	51		28	Taxes	123		02
				11643	20			Bal 5853.51		5789	69
								Balance		5853	51
				11643	20					11643	20
1933						1933					
Jan	1	Balance		5,853	51	Jan	16	Savings Dep	125	3000	00
Feb	25	Int Jan 2.38 Feb 63	125	3	01	Feb		Taxes	"		04
Mar	31	Sunds	126	38	71	Mar	31	Sunds	126	300	02
				5895	23					3300	06
Apl	29	Int	127	1	57	June	2	2d Nat	129	2597	65
										5897	71
May	26	"	129		89						
				5897	69						
June	30		130		02						
				5897	71					5897	71

Taxes

1937						1937					
Apl	30	Fwd p 208		2943	63	Nov	23	2d Natl	173	4	46
								Bal 6654.83			
June	7	2d Nat	168	1078	89	Dec	31	P & L	176	6654	83
				4022	52						
July	1	Sunds	169	15	04						
Sept		2d Natl	172	1078	89						
Oct	8	" "	"	437	45						
Nov	3	" "	173	1	20						
Dec	6	1st Nat Petersburg	"	48	30						
	7	Expenses	"	10	00						
	2	2d Nat	175	1045	89						
				6659	29						
				6659	29					6659	29
1938						1938					
Apl	1	2d Natl	178	2532	54	Dec	31	P & L	185	6591	98
	25	" "	179	246	05						
June	2	" "	180	1100	00						
				3878	59						
Sept	5	" "	181	1115	19						
July	6	Savings Dep	"	5	57						
Oct	12	2d Nat	182	517	42						
Nov	26	"	"	1	20						
Dec	2	Expenses	"	10	00						
				5527	97						
	3	2d Nat	184	1040	91						
				6568	88						
	5	1st Petersburg	185	23	10						
				6591	98						
				6591	98					6591	98

Taxes

1938							1939			
March	30	2d Instl	186	138856			Dec 31	P & L	192	356204
Apl	24	" "	"	3507						
	28	" "	187	25417						
June	6	" "	"	50600						
				217810						
Sept		" "	188	88358						
July	1	Savings Bank	189	568						
Nov	3	2d Instl		120						
Dec	2	" "	191	46782						
	11	1st Instl Paid	192	2566						
				356204						
1940										
Apl	25	2d Inst	194	204232						
June	2	" "	196	190100						
				394332						

Second Natl Bank

1932 Apl	1	Balance p 191		5643	34
	19	Ash Ref Cr Stock	117	5000	00
May	31	Sunds	118	1665	96
				12309	30
June	30	"	"	2718	85
				15028	15
Aug	26	"	119	4775	05
				19803	20
July	1	Salaries	"	41	67
				19844	87
Sept	30	Sunds	120	5008	37
		Check out 39.00		24853	24
Oct	31	"	121	1565	97
				26419	21
Nov	30	"	"	976	71
		Chec out 10.00 + 5.00		27395	92
Dec	31	"	122	6436	47
				33832	39
				33832	39
1933 Jan	1	Balance		6.858	73
	31	Dividends	125	1010	49
				7869	22
Feb	27	"	126	645	05
	4	Ky Ct Bond	127	740	00
				9254	27
	1	Sund	"	287	66
				9541	93
Mar	31	"	126	1513	63
		Fid. T.	"	300	00
				11355	56
Apl	29	Sunds	127	1420	01
				12775	57
May	31	"	128	825	68
				13601	25
June	8	U R Davis	129	6470	77
	26	Sundries	"	4552	78
	30		"	41	67
				24666	47
Aug	31		130	1690	54
				26357	01
Sept	30		132	2122	23
				28479	24
Oct	31		"	6357	48
				34836	72
Nov	29		133	8932	50
	"		134	835	53
				44604	75
Dec	30		135	2957	48
		Check out 210.00		47562	23
		Checks Out		210	00
				47772	23
				47772	23

1932 Apl	25	Sunds	117	9328	66
May	31	"	118	1923	81
		1056.83		11252	47
June	18	"	"	1072	66
	30	"	"	693	38
		Bal 2009.64		13018	51
Aug	21	"	119	1546	85
		Bal 5279.51		14565	36
Sept	30	"	120	3597	60
				18162	96
"	"	Tax on Check	"		16
		Bal 6690.12			
Oct	31	"	"	3592	26
	"	"	121	928	08
				22683	46
Nov	30	"	122	268	70
	"	"	"	7	10
		Bank Bal 4451.66		22959	26
Dec	7	El & P Cr Bonds	"	901	53
	16	Ky Ct "	"	1479	00
	31	Sunds	"	1633	53
				26973	32
	"	Taxes	123		34
		Check out 140.00 Bal 6858.73		26973	66
		Balance		6858	73
				33832	39
1933 Jan	31	Sunds	125	5324	03
Feb	13	Ky Ct 6% Stock	"	1150	20
	27	"	"	286	45
		Sunds	126	290	16
		Bal 2491.09		7050	84
Mar	31	Exp	"	234	00
		Sunds	127	28	61
				7313	45
Apl	29	"	"	862	81
				8176	26
	"	Taxes	"		16
May	31	Sunds	128	690	64
				8867	06
June	15	"	"	6352	76
	8	U R Davis	129	75	02
	17	Sundries	"	3535	25
	30	"	"	1008	56
		Bal 4827.82		19838	65
Aug	31	"	130	2356	89
				22195	54
Sept	12	K C & B Stock	"	2806	75
	30	Sunds	132	410	20
				25412	49
Oct	31	"	133	563	76
				25976	25
Nov	2	"	"	6296	00
	29	"	"	8932	50
	"	"	134	499	00
				41703	75
Dec	23	"	135	201	53
	30	"	"	1467	24
		Bal 4.189.71		43372	52
		Bal to p 212		4399	71
				47772	23

Second Natl Bank

1934					
Jan 1		Balance		4399	71
Mar	26	Funds	136	4879	44
				9279	15
Apl	22	"	137	5682	02
				14961	17
May	31	"	"	968	20
				15929	37
June	29	"	138	4560	13
				20489	50
Aug	31	"	139	2248	62
				22738	12
Sept	30	"	140	4970	82
				27708	94
Oct	31	"	"	5066	45
				32775	39
Nov	2	"	141	1076	24
	.	B.R	"	1560	00
	30	Funds	144	789	48
				36201	11
Dec	31	"	"	3165	86
		3 chs out 75.48		39366	97
				39366	97

1934					
Jan	1	Checks out		210	00
Mar	31	Funds	136	4442	44
				4653	44
Apl	30	"	137	3716	82
				8370	26
May	31	"	"	3725	49
				12095	75
June	29	"	138	3009	36
	30	Taxes	"		20
		Bal 5384.19		15105	31
Aug	31	Funds	139	1395	92
		Bal 6236.89		16501	23
Sept	19	H E W Adv	"	3156	57
	10	C O Co Stock	"	848	25
	11	Sup O Co "	"	631	75
	30	Funds	140	2993	76
		bal 3577.28		24131	56
Oct	31	"	"	3533	59
				27665	15
Nov	23	"	141	2608	77
	30	"	144	663	79
		Bal 5263.40		30937	71
Dec	31	"	"	1457	58
	-	Pfd Stock	145	3750	00
		Bal 3221.68		36145	29
		Balance		3221	68
				39366	97

1935		3 checks out 75.48			
Jan	1	Balance		3221	68
Mar	30	Funds	146	9127	04
				12348	72
Apl	30	"	147	5953	90
				18302	62
May	31	"	149	16.477	96
				34780	58
June	1	Int	"	100	00
	~~8~~	~~Funds~~	~~150~~	~~1347~~	
"	1	Funds	150	5136	80
	24	"	"	1190	96
				41208	34
Aug	31	"	151	3544	44
July	28	H & L Stock	"	1060	00
				45812	78
Sept	30	Funds	152	5615	43
	19	C P L Stock	153	1015	15
				52443	36
Oct	31	Funds	155	1889	50
				54332	86
Nov	30	"	"	1288	01
				55620	87
Dec	27	H & L Stock	156	550	00
	31	Sundries	.	11349	41
	"	"	157	2180	89
				69701	17
				69701	17

1935					
Mar	30	Funds	147	3464	31
		Bal 8884.41			
Apl	30	"	"	4621	22
	"	"	148	2754	48
		Bal 7462.61		10840	01
May	7	H.O.L.C Bond	"	100	00
	8	Funds	"	2.659	69
	31	"	149	15.186	72
		Bal 5994.16		28786	42
June	4	"	"	92	90
	8	"	150	1.347	50
	18	"	"	6.966	49
		Bal 4615.03		37193	31
Aug	31	"	151	1577	76
				38771	04
Sept	30	"	153	2284	65
				41055	69
Oct	31	"	155	10.382	33
		Bal 2894.81		51438	05
Nov	30	"	"	735	50
		Bal 3447.32		52173	55
Dec	18	Gifts	156	3000	00
	31	Funds	157	1805	87
		Bal 12.721.75		56979	42
		Balance p 213		12721	75
				69701	17

Second National Bank

1936 Jan	1	Balance		12,721 95	1936 Mar	25	Sundries	158	1568304
Mar	30	Sundries	158	831725	Apl	30	"	"	81992
Apl	30	"	"	622455		"	"	159	665783
May	30	"	159	140350	May	30	Exp	"	109190
June	30	"	160	259115		22	~~Note~~ Rec	"	180000
Aug	31	"	"	753586	June	30	Sundries	160	158490
Sept	30	"	161	242791	Aug	31	"	"	300756
Oct	31	"	162	407688	Sept	30	"	161	733203
Nov	30	"	"	162639	Oct	31	Sundries	162	551431
Dec	1	El Park Stock	163	177946	Nov	30	"	"	127514
	5	Exp. Oil	"	43845	Dec	21	Sundries	163	52250
	"	Mines Realty	"	37500		"	"	164	304929
	8	Pierce Petro	"	70448			Balance		875462
	31	Sundries	"	524241					
				554680					554680
1937 Jan	1	Balance		875462	1937 Mar	31	Sundries	165	351145
Feb	5	Lambert Stock	165	65255	Apl	30	"	166	113242
Mar	31	Sundries	"	1475850	May	29	"	"	49270
Apl	9	"	166	564335	Jun	23	"	"	689602
"	20	"	167	273 ~~2057~~		30	"	169	96288
May	29	"	168	122414	Aug	21	"	"	1004275
June	30	"	"	286080	July	1	Taxes	"	957
Aug	31	"	169	828067	Sept	15	J.R.H.	171	48850
Sept	30	"	171	326662	Sept	30	Sundries	172	214574
"	16	"	"	4000	Oct	20	"	"	369604
Oct	30	"	172	246572	Nov	30	"	173	117817
Nov	30	"	173	152623	Dec	11	P & L	174	2500
Dec	8	K. M. R. E.	174	708850		31	Sundries	175	317209
	30	U. D. P. Stock	"	12986					1537288
	"	a P & L Stock	175	369080					
	31	Sundries	"	406920					
				638631					638631
1938 Jan	1	Balance		1537288	1938 Apl	30	Sundries	178	680280
Apl	30	Sundries	178	1333027		"	"	179	669209
Jan	3	Int	179	10000		25	Taxes	"	24605
May	21	Sundries	"	110610	May	31	Sundries	"	152089
June	30	"	180	211469	June	30	"	180	159333
				3202394			Bal L & P 214		1516958
									3202394

Second Natl Bank

1938				
July	1	Bal p 213		15169 58
Sept	30	Funds	180	7089 92
Oct	11	R K O Stock	181	117 49
	14	I T & T Bonds	"	2997 73
	31	Funds	182	1931 00
				27305 72
Nov	15	H B M & S Stock	"	3473 93
	30	Funds	"	1145 46
				31925 11
Dec	~~23~~	"	183	~~4957 98~~
	31	"	"	3793 50
				35718 61
				35718 61
1939				
Jan	1	Balance		11815 28
Apl	30	Funds	186	9340 98
				21156 26
May	30	"	187	972 15
				22128 41
June	30	" in recd out 159.70	188	2100 02
				24228 43
Sept	30	"	"	3065 25
				27293 68
Oct	31	"	189	2244 91
				29538 59
Nov	3	Cinti Gas To Co Stock	"	500 00
	7	Leonard Oil & Gas Stock	"	102 73
	17	Int Tel & Tel Stock	190	471 49
	30	Funds	"	1668 13
				32280 94
Dec	8	"	191	470 00
	25	"	"	3047 13
				35798 07
1940 Jan	1	Balance		12733 25
Mar	30	Funds	194	3146 25
Apl	30	"	"	5714 95
				21594 45
May	6	Fla Nat	195	3006 95
	31	Funds	"	1125 53
June	24	"	"	2333 78
				28060 71

1938				
July	6	Gifts	180	2000 00
Sept	30	Funds	181	4433 59
		Bal 15.875.91		81 92
Oct	31	"	182	7074 42
		Bal 13790.21 out 5100.		13515 51
Nov	30	"	"	924 98
		Bal 17,484.62		14440 49
Dec	3	Gifts	"	2075 00
				16515 49
	31	Funds	184	2429 86
	23	"		4957 98
		Bal 11815.28		23903 33
		Bal		11815 28
				35718 61
1939				
Apl	30	Funds	186	3995 84
	"	Bal 12462.49 chs out 2476.50	187	4697 93
				8693 77
May	4	Gifts	"	2470 23
				337 48
	30	Funds	"	3495 80
		Bal 7131.93 out 3.50		14996 48
June	30	"	"	1422 40
		Bal 7809.55		16418 88
Sept	30	"	188	1505 42
		Bal 9369.38 out 375.93		17924 30
Oct	31	"	189	321 50
		Bal 11.292.79 chs out 16.00		18245 80
Nov	1	Gifts	"	1250 00
	30	Funds	190	2040 20
		Bal 10744.94 out 1256.00		21536 00
Dec	30	"	191	1528 82
		Bal 12.733.25 chs out 196.00		23064 82
		Bk statement chs out 196.00 12929.25 Bal		12733 25
1940				
Mar	15	Cities Serv Bonds	193	2116 57
	"	Interest accrued	"	44 58
Apl	30	Funds	194	3462 83
		Bal 15970.47 out 16.00		5623 98
May	31	"	195	3825 80
June	24	"	196	2643 50
		Bal 15967.43		12093 28

Interest

1934					
June 1		Forwarded p 204		680	36
	7	2nd Nat	138	90	85
				771	21
Sept	27	"	140	47	86
Nov	22	"	141	30	78
				849	85
		Bal 1746.03 Balance P & L		1746	03
				2595	88
1935 May	8	2nd Nat	148	47	63
		Bal 2563.13			
Dec	31	P & L	157	2563	13
				2610	76
1936					
July	2	2nd Nat	160		36
		Bal 1785.88			
Dec	31	P & L	164	1785	88
				1786	24

1934					
June	1	Forwarded p 204		1124	08
	27	2nd Nat	138	61	75
				1185	83
July	1	Expense	139	21	00
Aug	31	2nd Nat	"	193	33
Sept	30	"	140	512	50
Oct	2	Expense	"	12	00
	31	2nd Nat	"	295	60
Nov	13	"	144	169	14
				2389	40
Dec	1	Savings Acct	"	106	48
		2nd Nat	"	100	00
				2595	88
				2595	88
1935					
Mar	4	2nd Nat	146	162	50
Jan	3	Expense	"	21	00
April	9	" "	147	777	50
	11	" "	"	5	61
		Expenses	148	12	00
May	9	2nd Nat	149	7	49
	29	" "	"	36	06
June	8	Serv'ds	"	193	06
	1	2nd Nat	150	61	33
	1	"	"	67	78
				1344	33
July	5	"	151	160	83
Sept	30	"	152	569	00
Oct	1	"	154	12	00
		"	155	270	00
Dec	1	Savings	"	29	26
				2385	42
	30	2nd Nat	157	225	34
				2610	76
				2610	76
1936					
Jan	2	2nd Nat	158	230	00
Mar	5	" "	"	75	00
	10	Exp	"	33	00
April	14	2nd Nat	"	403	00
June	1	Savings	159	53	10
	30	2nd Nat	160	50	00
				844	10
July	1	"	"	230	00
	2	Expense	"	21	00
Sept	18	2nd Nat	161	75	00
Oct	1	Exp	"	12	00
Dec	1	Savings Acct		53	58
Oct	22	2nd Nat	162	291	75
		Bal Nov 30 1473.49		1191	20
Dec	18	"	164	67	61
	31			1786	24

Interest

1937 Dec	31	P & L	176	1818	88	1937 Mar	31	2d Natl	165	565	00
						Apr	7	Expenses	"	12	00
							6	2d Natl	168	270	00
						Jun	2	Sends	"	75	18
							30	"	"	345	00
										1269	18
						Sept	15	Exp	171	69	10
							30	2d Nat	"	345	00
						Oct	2	Expen	172	12	00
						Dec	1	Savings 2d Nat	173	54	60
							1	2d Nat	175	50	00
										1797	88
								Exp	"	21	00
										1818	88
				1818	88					1818	88
1938 Dec	31	P & L	185	1207	44	1938 Apr	20	2d Natl	178	227	40
						Jan	3	" "	179	100	00
						May		" "	"	120	00
						June	1	Savings 2d Nat	"	55	15
							30		180	150	00
										652	55
							"	Expen	"	33	00
										685	55
						Sept	30	2d Natl	180	75	00
						Oct	31	"	182	308	25
						Dec	4	Exp's	"	12	00
						Nov	30	2d Nat	"	50	00
						Dec	1	Savings 2d Nat	"	55	64
										1186	44
							31	Exp	184	21	00
										1207	44
				1207	44					1207	44
1939 Dec	31	P & L	192	1829	92	1939 Apr	30	2d Natl	186	349	80
							19	Expenses	"	33	00
										382	80
						June	1	Savings 2d Nat	187	56	20
							10	Expenses	"	21	00
							7	2d Nat	188	50	00
										510	00
						Sept		"	188	75	00
						Oct	3	Exp	189	12	00
							2	2d Nat	"	270	00
						Nov	28	" "	190	50	00
						Dec	1	Savings 2d Nat	"	56	71
							12	2d Nat	191	791	21
							30	Fla Nat	"	65	00
										1829	92
				1829	92					1829	92

Interest

1940						1940						
Mar	15	2d Nat	193	44	58	Mar	20	2d Nat K O Bonds	194	26	25
						Apl	22	Expenses	"	33	00
						"	15	2d Nat	"	352	20
						June	1	Savings Trust	195	74	97
						"	17	Expenses	"	21	00
							5	2d Nat	"	125	00
								Bal 587.84		632	42

Expenses

1937					
Oct	7	Bal Fordsfamp 200		6386	40
	30	2d Nat	172	957	94
Nov	30	"	173	1086	97
Dec	31	"	175	2010	65
				10441	96
		Interest	"	21	00
				10.462	96
1938					
Apl	30	2d Nat	179	3558	69
May	31	" "	"	328	41
Jun	30	" "	180	288	20
				4175	30
	"	Int	"	33	00
	"	1st Nat Petrsburg	"	23	61
				4231	91
Sept	30	" " "	"	1038	23
	"	2d Nat	181	564	87
Oct	28	1st Nat Petrsburg	"	54	97
				7	50
	31	2d Nat	182	1443	60
	4	Int	"	12	00
Nov	30	2d Nat	"	757	78
Dec	31	"		1298	95
	"	Reg Agt	184	1	50
				9411	31
	"	Int	"	21	00
				9432	31
	5	1st Petrsburg	185	23	11
				9455	42
				9455	42
1939					
Apl	19	Int	186	33	00
	30	2d Nat	187	1967	26
May	30	" "	"	687	50
	"	" "	"	337	48
Jun	10	Int	"	21	00
	21	2d Nat	"	792	40
	10	1st Nat Petrsburg	188	31	11
				3869	75
Sept	13	" " "	"	1059	80
	30	2d Nat	"	363	31
Oct	3	Int	189	12	00
	6	1st Nat Petrsburg	"	142	76
	31	2d Nat	"	302	00
Nov	30	" "	190	754	00
Dec	30	" "	191	1061	00
Nov	24	1st Nat Petrsburg	192	98	37
				7662	99
				7662	99

1937					
Dec	7	Taxes	173	10	00
	4	2d Nat	175	19	29
		Bal 10.433.67			
	31	P&L	176	10.433	67
				10.462	96
1938					
Dec	2	Taxes	182	10	00
	31	Bal 9445.42 P&L	185	9445	42
		Includes Donation			
				9455	42
1939					
Dec	8	Reg 2 Sfer Agt	191	78	10
	31	Bal 7584.89 P&L	192	7584	89
				7662	99

Expenses

1940				
Apl	22	Interest	194	33 00
	25	2d Nat	"	1218 50
				1812 90
	30	Fla Nat	195	0000 00
May	31	2d Nat	"	325 80
June	17	Int	"	21 00
	26	2d Nat	196	724 00
	4	1st Nat Pat	"	50 61
				4185 81

BLANK
PAGE(S)

Income from Fiduciaries

1939 Dec 31	P & L	192	16.919.51	1939 Apl	30	2d Natl	186	6288 18
				May	30	" "	187	6655
				June	30	" "	188	12902 7
								8244 10
				Aug	31	1st Nat Petersburg	"	2461 39
				Sept	30	2d Natl	"	17432 0
				Oct	31	" "	189	16492 6
				Nov	30	" "	190	6737 5
				Dec	5	" "	191	15902 7
					30	Fla Nat	"	557 51
			16.919.51					16919 51
				1940 Apl 30		2d Nat	194	3548 72
				May	1	Fla Nat	"	8676 59
				May	31	2d Nat	195	7678 0
				June	29	" "	"	18277 78
								14820 39

BLANK
PAGE(S)

Profit & Loss

1939						1938					
Nov	7	Leonard Oil & Dist	189	1.175	27	Dec	31	Bal from p 236		31.790	63
	15	Int Tel & Tel Co St	190	4.647	26	1939 June	7	2d Nat - Ass Nat Liq.	188	487	50
										32278	13
Dec	31	Carter Co Prop	191	258	00	Nov	3	Cont Tex Tr Stock	189	100	00
		Bal 26297.60		6080	53			Bal 26.29		32378	13
	"	Sunds	192	27549	85	Dec	30	Mc C-F Pfd Stock	192	585	00
				33630	38						
		Bal		24686	32		31	Sunds	"	25353	57
										58316	70
1940 Jany	1					1940 Jan	1	Balance		24686	32
						Mar	20	2d Nat KU bonds	194	812	50
						Jan	2	2d Nat. Ass N. Liq	"	487	50
										25986	32

John R. Mann

1937						1937					
Jany	1	Bal from p 234			900000	May	4	Bills Receivable	165	5600000	
Mar	24	2nd Natl	165	30000		June	7	" "	"	200000	
Apr	26	" "	168	700000			22	" "	169	200000	
May	3	" "	"	4600000						9600000	
June	21	" "	"	4000000		Aug	25	Purchasing Dept	170	2500000	
July 4		" "	169	8000000			28	Carter & Co	"	8000000	
Sept	15	Funds		21713434		Dec	30	Gifts	175	59733	
Oct	5	2nd Natl	172	2599						20697 33	
				20697 33							
1938						1938					
Mar	12	2nd Natl	179	500000		Dec	3	Gifts	182	1075 00	
May	11	" "	"	100000							
Jun	7	" "	180	100000							
Sept	7	" "	181	32500							
Nov	9	" "	182	5000							
				1075 00							

Payments on Note John R. Mears Mortgage

1936 Dec.	31	Funds	164	265 00	1936 May	22	2nd Natl	159	25 00
					June	11	" "	160	40 00
					Aug	16	" "	"	80 00
					Sept	19	" "	161	40 00
					Oct	21	" "	162	40 00
					Nov	21	" "	"	40 00
									265 00
				265 00					265 00
1937 Sept	10	Funds	171	292 90	1937 Oct	21	2nd Natl	165	92 90
					Apl	23	" "	166	40 00
					May	21	" "	168	40 00
					June	19	" "	"	40 00
									212 90
					July	25	" "	169	40 00
					Sept	16	" "	171	40 00
									292 90
				292 90					292 90

John R. Means

1933									
June	30	Bal from p 245		360 00	1933 Dec	31	P & L	135	400 00
July	1	2nd Nat	130	90 00			Balance		500 00
Aug	1	1st Nat Pet	"	90 00					
Sept	1	2nd Nat	132	90 00					
Oct	1	"	133	90 00					
Nov	1	"	134	90 00					
Dec	1	"	135	90 00					
				900 00					900 00
1934	Jan	1	Balance		500 00	1934 Apr	5	2nd Nat	137	75 00
	Mar	21	2nd Nat	136	360 00	Oct	24	"	140	105 00
	May	1	" "	138	90 00	Dec	31	P & L		500 00
	June	1	" "	"	90 00					680 00
	July	1	" "	139	90 00	1935		Balance		900 00
	Aug	1	" "	"	90 00					
	Sept	1	" "	140	90 00					
	Oct	1	" "	"	90 00					
	Nov	1	" "	141	90 00					
	Dec	1	" "	144	90 00					
					1550 00					1550 00
1935	Jan	1	Balance		900 00	1935 June	2	2nd Nat	146	60 00
	Mar	31	2nd Nat	147	270 00	July	1	"	151	105 00
	Apl	1	" "	"	90 00	Dec	28	Bills Receivable	155	1800 00
	May	1	" "	148	90 00		30	2nd Nat	"	15 00
	June	4	" "	149	90 00					1980 00
	Aug	1	" "	151	180 00					
	Sept	1	" "	153	90 00					
	Oct	1	" "	154	90 00					
	Nov	1	" "	155	90 00					
	Dec	1	" "	156	90 00					
					1980 00					1980 00
1936	Jan	30	2nd Nat	158	270 00	1936 Apl	20	2nd Nat	158	90 00
	Apl	1	"	"	90 00	Apl	30	Bills Rec.	159	2093 53
	"	30	"	159	2093 53					2183 53
	June	1	"	"	180 00	July	1	2nd Nat	160	90 00
					2273 53			Bal 900.00		2273 53
	Aug	1	"	160	180 00			Bal to p 232		900 00
	Sept	1	"	161	90 00					
	Oct	1	"	162	90 00					
	Nov	1	"	"	90 00					
	Dec	1	"	164	90 00					
					3173 53					3173 53

Ruby R. Means

1932 Feb	6	2nd Nat	116	20000	1932 Mar	26	2 Nat	115	20000
1935 Sept	28	2nd Nat	153	30200	Sept	23	2nd Nat	152	30200
1937 Jan	2	K & Ry Roads	165	90000	1937 Jan	26	2 Nat	165	70000
					Apl	16	" "	168	20000
				90000					90000

Profit & Loss.

1935					
Apl	7	2d Nat	147	112	50
May	17	"	149	90	00
				202	50
Sept	19	"	153	8520	05
Nov	29	"	155	3000	00
		Bal 23.447.41		11722	55
Dec	31	Sunds	157	35315	23
				47037	78
		Balance		41381	70
				88419	48
1936					
Sept	26	2d Nat	161	60	75
	25	P & L	"	150	00
				210	75
Dec	1	El & Pl Stock	163	2331	00
	5	Superior Oil Stock	"	193	00
	5	Pierce Pet "	"	236	50
	26	2d Nat	"	22	50
				2993	75
	31	Home Realty Depre	164	5966	15
	"	Sunds		33143	83
				42103	73
		Balance		34025	80
1937					
Feb 5		Lansbert Co Stock	165	1.594	93
Mar	22	2d Nat		33	75
				1.628	68
July	10	Superior Oil Stock	169	1	58
Dec	11	2d Nat K & M		25	00
				1655	26
	30	Nat D.P Stock	174	302	39
	"	Am P & L Co Stock	175	3392	97
				5350	62
	31	Sunds	176	34~~638~~ 554	07
		Bal 37.937.54		39904	69
		Balance		39935	54
				78010	23
1938 Jan	1	P & L	177		06
Oct	11	R K O Stock	181	3810	51
Dec	31	Sunds - Depreciation	184	1377	90
				5188	47
		Sunds	185	34611	33
				39799	80
		Bal to p 230		31790	63
				71590	43

1935					
Jan	1	Balance p 237		30.802	58
Apl	11	2d Nat	147	1	25
May	9	" "	149	3	13
"	24	" "	"	280	00
	29	" "	"	387	65
	24	" "	"	670	00
June	1	" "	150	579	84
	1	" "	"	124	60
				32849	05
July	24	H & S Bldg Stock	151	207	00
Dec	24	" " "	156	450	00
"	13	2d Nat A & B	"	1137	50
"	27	Cities Ser Bonds	"	526	41
				35169	96
"	31	Sunds	157	53249	52
				88419	48
				88419	48
1936					
Jan	1	Balance		41.381	70
Apl	20	2d Nat	158	750	00
June	16	"	160	487	50
				42619	20
Sept	25	P & L	161	150	00
		140.28			
Nov	30	Radio Co Stock	162	137	28
				42906	48
Dec	9	2d Nat	163	487	50
				43393	98
	31	Sunds	164	32735	55
				76129	53
1937					
Jan	1	Balance		34025	80
Apl	9	Chesapeake Stock	166	3591	02
	"	Taxes	"	20	15
		Bal 36008.29		37636	97
July	3	2d Nat	169	487	50
Dec	11	K & M	174	1588	50
				39712	97
	31	Rents	176	83	04
	"	Sunds	"	38~~130~~ 214	22
				78010	23
1938					
Jany	1	Balance		38.105	54
				~~38.937~~	~~54~~
	18	2d Nat	178	487	50
				38593	04
Oct	14	I T & T bonds	181	1001	23
Nov	15	H B M & S Stock	182	2459	43
Dec	12	C P & L Stock	183	115	84
	31	Sunds	185	29420	89
				71590	43
				71590	43

Profit & Loss

1930						1930					
Apl	16	C P L Co Stock	87	3896	70	Jan	1	Balance p 72		103.948	30
June	30	Sundr. Advs.	91	11095	62	Dec	6	Am Cr 4 P & L	96	4	21
				14992	32						
Dec	19	Banco Ky Stock	98	19900	00		15	Ky Ltd 6% Pfd	98	639	75
										104.592	26
		Sund Advs	"	1800	00		31	Sundr	99	121.645	83
		Bal 67899.94		36.692	32					226.238	09
	31	Sundr	99	19.982	31						
		Bal 169.563.46		56674	63						
		Balance		169563	46						
				226238	09					226.238	09
1931						1931					
May	26	P & D 3rd Nat Stock	106	50	00	Jan	1	Balance		169.563	46
Sept	11	Am Cr	108	145	80	Oct	2	Sundries	110	1.938	50
Oct	7	Bank Co Ky	110	18309	62		31	2nd Russell Board	111	10	00
	"	P & D	"	87	50	Dec	31	Ash Fin Com	114	5	00
										171.516	96
	"	" 171.516.96 / 18.780.92 / 152.736.04	"	188	00		"	Sundries	"	46347	62
				18,780	92					217.864	58
Dec	31	Sundries	114	16.679	06						
				35.459	98						
		Balance		182404	60						
				217864	58					217864	58
1932 July	1	Law Mor Fin Co Stock	119	39438	21	1932 Jan	1	Balance		182.404	60
Nov	22	B R	121	932	50	Sept	27	Sundr	120	627	89
		Bal 142.661.78		40.370	71					183.032	49
Dec	31	Sundries	123	330.997	21	Dec	31	"	123	206.975	44
	"	"	124	16.061	84		"	"	124	24.394	25
				387429	76					414.402	18
		Balance		26.972	42						
				414402	18					414402	18
1933 Jan	2	2nd Nat	125	5000	00	1933 Jan	1	Balance		26972	42
Dec	31	Sundries	135	80~~70~~48	90	July	3	Ash Fin. Com	130		50
				130 48	90						
		Balance		35320	27	Oct		2nd Nat	132	5016	14
										31989	06
						Dec	31	Sundries	135	16380	11
										48369	17
				48369	17					48369	17
1934 Jan	3	2nd Nat	136	1000	00	1934 Jan	1	Balance		35.~~[illegible]~~320	27
Apl	4	" "	137	1000	00	Apl	30	2nd Nat	137	1345	48
										36665	75
May	1	Bills Rec	"	820	85	Oct	25	U S Bonds	141	11	75
	24	2nd Nat	138	2000	00	Nov	19	Sundr	"	387	09
										37064	59
June	7	"	"	1000	00	Dec	20	2nd Nat	144	88	03
				5826	85					37152	62
July	1	H & S B Assn	139	840	00		31	Sundries	145	21.826	54
										58979	16
Oct	25	U S Rubber	141	1875	04						
Nov	2	2nd Nat	"	932	50						
	"	B R		48	76						
	14	" "	"	107	63						
		Bal 27527.84		9624	78						
Dec	31	Sundr	145	16651	20						
	"	Inv Trust	"	1900	60						
				28176	58						
		Balance to p 236		30802	58						
				58979	16					58979	16

Harriet M. Witt Advancements

1930						1930					
Feb	7	Frompage 244 Cas 1000.00		364	60	June	30	P & L	91	5547	81
Apl	25	Sunds WTCo 4074.61	85	5074	61	Dec		P & L		900	00
"	4	AMB BTCo	86	23	50					6447	81
June		" "	91	85	10	1931 Dec	31	P & L Bal 3800	114	1000	00
				5547	81					7447	81
Jly	5	" BTCo	92	900	00	1932 Dec	31	P & L Bal 3375.07	124	3800	00
				6447	81					11247	81
1931 Feb	6	" C.R	101	1000	00	1934 Dec	31	P & L	145	3375	07
										14622	88
1932 Apl	20	2nd Stat	117	3800	00						
				11247	81						
1934 Sep	19	" "	139	3156	57						
				1440.4	38						
Nov	19	U.A.R Sec	141	218	50						
				14622	88						
				14622	88					14622	88

John R. Meaux Advancements

1930						1930					
Feb	7	From page 246		364	60	June	30	P & L	91	5547	81
		Cam 1000.00									
Apl	25	Sends WT Co 4074.61	86	5074	61	Dec		P & L		900	00
										6447	81
"	4	All B BT Co	"	23	50	1931 Dec	31	P & L	114	1000	00
								Bal 3817.31		7447	81
June		" "	91	85	10	1932 Dec	31	P & L	125	3800	00
				5547	81			Bal 17.31		11247	81
July	5	" "	92	900	00	1934 Dec	31	P & L	145	3375	07
				6447	81			Bal 17.41		14622	88
1931 Feb	6	" C R	101	1000	00			Bal		17	41
1932 Mar	30	2nd Nat	116	17	31						
Apl	2	Central Real Stock	117	3800	00						
				14265	12						
1934 Sept	19	Bills Receivable	139	3156	67						
Nov	19	N.A.R Sec	141	218	50						
				14640	29						
				14640	29					14640	29
1934 Dec	31	Bal		17	41	1937 Dec	30	Gifts	175	17	41

Premiums & Discounts

1917	Dec	29	Sundries	297	23009 70
					23009 70
1918	Dec	31	P & L	308	10709 94
					10709 94
1919	Dec	31	P & L	319	6201 00
					6201 00
1920	Sept	30	Sundries	328	6301 76
		"	"	"	2 50
	Dec	20	Lackawan Stock	331	600 00
		23	L & N. Stock	332	425 75
					7330 01
		31	Reserves	333	5257 23
					12587 24
1921	Dec	31	Sundries	343	208 45
1922	Dec	30	St Oil Co Ohio	352	500 00
		31	Sundries	353	3895 00
					4395
					4395 00
1923	June	1	Southern Ry Pfd Stock	358	277 80
	Dec	31	Sundries	3	4090 00
					4367 80
					4367 80
1924	Nov	1	Sundries	14	21352 17
		"	"	"	604 00
					21956 17
					21956 17
1925	July	24	A.E. P & B Stock	20	300 00
	Nov	24	Sundo	23	1477 50
		"	Woolworth Stock	"	193 27
		"	Natl Bk Ky Stock	24	2460 00
					4430 77
	Dec	31	P & L	26	13210 68
					17.641 45

1917	Dec	29	Sundries	297	660 00
		31	Ann Tob Co	298	104 57
					764 57
			P & L	"	22245 13
					23009 70
1918	Aug	1	Sundries	304	8552 74
	Sept	24	Int Harv Co	305	1600 00
	Nov	30	Sundries	308	557 20
					10709 94
					10709 94
1919	Oct	31	Sundries	317	5365 00
	Nov	7	N. N P Co Stock	"	836 00
					6201 00
					6201 00
1920	June	5	Mi. B & T Co Stock	324	1700 00
	Sept	30	Phoenix Mutual Life Ins Co	328	6488 24
					2310 00
			Sundries	"	2064 00
	Dec	23	A.N.B Stock	332	25 00
					12587 24
					12587 24
1921	Dec	31	P & L	342	208 45
1922	Dec	31	P & L	353	4395 00
					4395 00
1923	Dec	31	P & L	3	4367 80
					4367 80
1924	Mar	31	Superior Oil Corp Bonds	5	19 15
	May	12	AWB	7	700 00
					719 15
	Nov	1	Sundo	14	3372 89
	"	"	Stand Subs	"	2757 49
		4	AK Mc Co Stock	15	2898 74
	Dec	2	Sundo	15	1300 00
					11048 27
		31	P & L	16	10907 90
					21956 17
1925	Apl	13	Sundries	18	11.150 00
	May	20	"	20	98 50
					11.248 50
	Nov	24	N. E & M	23	7 20
	Dec	10	Sundo	24	6272 00
					17527 70
		31	Pisco Oil	26	113 75
					17641 45
					17.641 45

Premiums & Discounts

1926 May	11	Ash Ref. Pfd Stock	29	200	00
June	15	H & S. Bldg "	34	50	00
		Bal 5104.24		250	
Dec	31	P & L	35	5104	24
				5354	24
1927 May	6	H & S. Bldg Stock	39	100	00
Dec	26	Sunds	46	3375	40
				3475	40
	31	P & L	47	9443	85
		Bal 9443.85			
				12919	25
1928 July	30	A T & T Stock	52	112	20
Sept	12	U. I. W. "	54	1450	00
	19	Cumberland P L "	55	15000	00
Nov	1	Nat Harv St	57	756	10
	23	P & L	58	563	25
	27	"	59	1699	90
				19579	45
Dec	31	"	61	45687	06
				65266	51
				65266	51
1929 Jan	15	P & L - Stand Ky		2	30
May	1	" Natl Bk Ky	65	2260	22
				2262	52
Dec	14	Paducah W	80	87	50
				2350	02
	31	P & L	82	240683	62
				243033	64
1930 Jan	8	Sunds	83	525	00
Dec	31	P & L		76.532	77
		Bal 76.532.77			
				77.057	77
1931 Feb	16	Anaconda	101	416	34
Dec	31	P & L	114	10614	78
		11031.12			
		416.34			
		10614.78		11031	12
1932 Feb	15	Anaconda	116	196	30
1933 Oct	13	Inherit Ana	132	35	07

1926 June	15	A R M Co Stock	30	3606	70
	29	Northw Life	31	1747	54
				5354	24
				5354	24
1927 May	6	Stand Oil Ohio Stock	39	2200	00
	12	Am Loco Stock	40	7243	75
June	1	A R B	"	504	00
				9947	75
Oct	8	Cumberland P L	44	2971	50
				12919	25
				12919	25
1928 Apl	3	A. E I T C Stock	49	1278	76
June	21	Sundries	53	62223	75
Nov	23	St Oil Ky	58	1764	00
				65266	51
				65266	51
1929 Apl	13	A T & T Stock	64	112	20
May	25	Sundries	68	116970	99
				~~115.320~~	~~24~~
				117.083	19
June	23	C G T Stock	70	736	00
				117.819	19
Sept	17	A R F Pfd	72	200	00
Oct	7	U & R I Co	73	1100	00
	16	Am Tel & Tel Co	74	1625	00
Nov	25	Sunds	79	99587	45
	"	"	"	22562	00
Dec	14	Ky I C & M	80	140	00
				243033	64
				243033	64
1930 Jan	8	~~Sunds~~ Sunds	83	71.383	89
Apl	15	Bowco Ky Stock	86	1673	88
	16	C P L	87	4000	00
				77057	77
				77057	77
1931 May	26	3d Natl Stock	106	350	00
Oct	2	P & L	110	10.405	62
	"	"	"	87	50
	"	"	"	188	00
				11031	12
				11031	12
1932 Dec	21	P & L	125	196	30
1933 Oct	13	Inherit P & L	135	35	07

See P 243

Ruby R. Means

1926					
Apl	5	AllB	28	1421	00
July	17	" Bal 0	31	400	00
				1821	00
Nov	24	2nd Natl	33	800	00
				2621	00
				2621	00
1927					
Apl	6	Ark F B Stock	38	1000	00
Dec	12	AllB	45	241	88
				1241	88
1928					
Jan	20	Wm & Co	48	1889	00
Apl	21	2nd Natl	49	2170	00
June	29	All B	51	450	00
				4509	00
Nov	17	Sec Nat	58	7213	51
				11722	51
				11722	51
1929					
Jan	1	Balance		450	53
	15	All Co	63	248	00
Feb	4	W, W & Co	"	1470	00
Apl	29	All B	64	1388	75
				3557	28
May	17	All Co	69	108	05
				3665	33
Nov	4	All B	78	200	00
Dec	11	" Bal 535.88	82	308	51
				4173	84
	31	Balance		535	88
				4709	72
1930 Feb	25	All Co	84	300	00
Jan	10	All B	"	6	27
				306	27
July	5	"	92	200	00
Nov	19	All Co	96	880	00
Dec	18	All B	98	399	77
				1786	04
				1786	04
1931 Jan	1	Balance		950	16
Mar	19	All B	103	850	30
				1800	46
				1800	46

1926					
Jan	1	Balance p130		14	32
Apl	10	AllB	28	1200	00
June	18	Wm & Co	30	17	58
				1231	90
Sept	10	Sundries	32	168	15
Oct	2	2nd Natl Bal 0	"	420	95
				1821	00
Dec	16	2nd Natl	33	800	00
				2621	00
				2621	00
1927					
Apl	6	L & M Tob Stock	38	29	40
June	1	2nd Natl	40	1000	00
June	30	Wm & Co	42	21	16
				1050	56
Dec	31	Expenses	46	65	00
	"	2nd Natl	47	126	32
				1241	88
				1241	88
1928					
Jan	10	2nd Natl	48	1800	00
Mar	30	2nd "	49	2337	96
May	5	" "	50	232	72
				4370	68
Oct	13	S A AllB	56	6901	30
				11271	98
		Balance		450	53
				11722	51
1929					
Jan	15	A G & E	62	2	00
Feb	9	2nd Natl	63	500	00
Apl	13	All Co	64	3066	74
				3568	74
June	6	All B	68	491	93
				4060	67
Sept	23	All Co	72	449	05
Dec	21	2nd Nat	82	200	00
				4709	72
				4709	72
1930					
Jan	1	Balance		535	88
Feb	22	AllB Bal 950.16	84	300	00
				835	88
		Balance		950	16
				1786	04
1931 Jan	26	2nd Nat	100	300	00
Feb	7	"	101	100	00
Mar	24	All Co	102	1000	00
				1400	
Apl	16	"	103	400	46
				1800	46

Power Rewinding Dept

1925						1926				
Sept	2	A.N.B	22	400 00		Dec 31	Sundries	35	4912 96	
1926 Sept	10	R.R.Co	32	19 25		1927 Dec 25	"	46	4368 16	9281 12
Aug	17	A.N.B	"	287 28		1930 Dec 31	Pr L	99	6480	9345 92
Nov	1	Sundry	33	4206 43	4912 96					
1927 Jan	13	2nd Nat	41	22 50						
	28	A.N.B	42	55 06						
	"	Expenses	"	10 75	5007 47					
	"	A.N.B	"	234 02	5235 29					
Aug	27	Sundry	"	391678						
Oct	3	1st Nat Pittsburg	44	12905	9281 12					
1928 Aug	24	A.N.B	54	6480	9345 92					
				9345 92					9345 92	

Premiums & Discounts

1934						1934				
Dec	31	Pr L	145	3507		May 31	2nd Nat	134	3507	
1935						1935				
Aug	20	Par Pub Stock Bal 26,404.70	152	350		Sept	19 C P L Stock	153	4952	20
Dec	21	Pr L	157	26404	70	July	24 H + C B Stock	155	3	00
						Nov	29 2nd Nat Stock	"	1.000	00
						Dec	3 Mears Realty Stock	156	20.453	00
				26408	20				26,408	20
									26408	20

Harriet Means Witt

Harriet E. Means Advancements

1916	Apl	28	W. W. & Co So Pac. Co	276	973	75
	June	9	A. D. M. Co Stock	278	1000	00
1917	Dec	31	Col Gas E "	297	96	94
					2070	69
1918	May	6	A. N. B. Bond	301	50	00
					2120	69
1919	Mar	6	A. T & T Co Stock	311	1000	00
					3120	69
1921	Nov	14	C. T. Co	341	1000	00
					4120	69
1922	Nov	21	C. T. Co	350	2000	00
					6120	69
1923	Feb	9	AUB	355	1040	76
	May	4	Lowellloor Stock	357	100	00
	June	7	W. W. & Co. MP Stock	358	2000	00
		15	A. T & T Co Stock	359	1968	80
					11230	25
	Oct	12	C. T. Co.	2	500	00
					11730	25
1924	Mar	31	AUB	6	1000	00
	June	14	W. W. P. Stock	7	5000	00
					17730	25
	July	10	2nd Natl A T & T Stock	8	2055	40
	Sept	19	Akron Co Stock	11	2809	00
	"	6	4th & Cent T Co	12	1000	00
					23594	65
	Dec	2	A. T & T Stock	15	2580	00
		"	W. W. P. Stock	"	770	00
					26944	65
1925	Apl	13	" " "	18	5875	00
		"	Woolworth Co Stock	"	5950	00
	Dec	10	Am R. M. Co Stock	24	5936	00
					44705	65
1926	Mar	6	4th & Cent T	28	1000	00
	Dec	31	Conservancy Gift	35	2456	48
1927	May	6	Stand Oil Ohio Stock	39	1600	00
		12	Am. Loco Stock	40	5500	00
	Dec	25	Conservancy Gift	46	2184	08
					57446	21
1928	May	12	AUB	50	1000	00
					58446	21
	June	21	Sundries BTCo	52	49987	50
	July	14	AUB BTCo	53	499	87
					108933	58
1929	May	13	AUB BTCo	66	616	77
		25	Sund WTCo	67	86369	00
	"	"	" "	68	36050	00
					231969	35
	Aug	8	"	71	320	00
	Sept	2	" BTCo	"	177	50
	Nov	2	AUB WTCo	78	120	00
					232586	85
1930	Jan	29	" "	84	114	60
	Feb	7	" BTCo	85	250	00
					232951	45

1918	Jan	2	2nd Natl	299	96	94
	June	14	"	302	25	00
	July	29	"	304	25	00
					146	94
1920	Dec	31	Administered	333	1000	00
					1146	94
1921	Nov	23	"	341	2973	75
					4120	69
1922	Nov	21	"	350	2000	00
					6120	69
1923	Dec	31	P & L	3	3109	56
					9230	25
1924	Dec	2	P & L	15	17714	40
					26944	65
1925	Dec	26	P & L	25	17761	00
					44705	65
1926	Dec	16	P & L	34	1000	00
		31	P & L	35	2456	48
					48162	13
1927	Dec	25	P & L	46	9284	08
					57446	21
1928	Dec	26	P & L	60	51487	37
					108933	58
1929	June	1	P & L	70	123035	77
					231969	35
	Dec	14	P & L	81	617	50
					232586	85
1930	Feb	7	Balance Co f 238		364	60
					232951	45

John R. Means

This is chargeable as a current advance

1917 Oct	9	A N B	294	162	00	1918 Oct	4	A N B	306 ✓		74
1918 Jan	24	2nd Natl	299	50	00	Nov	30	2nd	307 ✓	3	00
Sept	9	C T Co	305 ✓	40	00	1919 Mar	22	A N B 3rd loan	311	2	12
Oct	10	A N B Taxes	306		80	Apl	30	Expenses	312	100	00
Nov	30	2nd Nat Note	307	150	00	May	8	Sundries	"	304	61
				402	80					410	47
1919 Dec	31	Expenses Insurance	319	32	00	1921 Jan	31	A N B	335	200	00
				434	80					610	47
1920 "	"	" "	332	97	25	Nov	14	J. R. M. Advancement	341	152	80
				532	05					763	27
1921 Jan	15	2nd Natl	334	200	00	1923 Mar	9	2nd Natl	354	2	66
" Feb	23	" Insurance	335	78	05	Apl	4	J.R.M. Advancements	356	265	73
				810	10					1031	66
" Dec	20	A N B	342	50	00						
				860	10						
1922 Mar	2	" Insurance	345	84	45						
				944	55						
1923 Feb	18	Bills Payable	354	2	66						
Mar	19	A N B	356	84	45						
				1031	66						
				1031	66					1031	66
1924 Mar	26	A N B Insurance	6	84	45	1927 Dec	18	Expenses	46	84	45
1927 Oct	4	3rd Natl	44	4000	00	1928 Feb	8	2nd Natl	48	3250	00
Dec	13	2nd Natl	46	3250	00	Apl	6	" "	49	50	00
				7334	45						
1929 Jan	8	" "	62	400	00	May	10	" "	50	3950	00
										7334	45
						Dec	26	" "	60	400	00
				8134	45					8134	45
1931 Dec	15	Expenses	113	16	54	1932 July	19	2nd Natl	119	45	00
	31	2nd Natl	"	284	17		19	1st Petoskey	120	111	00
				300	71						
1932 May	31	Expenses	117	550	00	Sept	30	2nd Natl	"	30	00
"	"	2nd Nat	118	1100	00	Oct	29	"	121	112	50
Jan	30	"	"	240	00	Nov	25	"	"	111	05
				2190	71					409	55
Aug	1	"	119	396	99	Dec	19	"	122	45	00
										454	55
	31	Fid T Co	"	180	00	"	29	B R	123	3156	67
										3611	22
Sept	30	2nd Nat	120	240	47						
Nov	1	"	"	317	06						
Sept	30	F T Co	121	90	00						
				3415	23						
Dec	6	2nd Nat	122	195	99						
				3611	22					3611	22
1933 Jan	1	2nd Nat	125	90	00	1933 Apl	19	2nd Nat	127	60	00
Feb	1	"	126	90	00	June	26	" "	129	120	00
								Bal 360.00			
Mar	1	Exp	"	90	00			to page 234		360	00
Apl	1	2nd Nat	127	90	00						
May	1	" "	128	90	00						
June	1	" "	129	90	00						
				540	00					540	00

John R. Means Advancements

1919	Mar	6	A. T & T Co Stock	311	1000	00	1920	Dec	31	Administered	333	1000 00
1920	Apl	21	L & N. Ry "	336	973	75	1921	Nov	23	"	341	2973 75
												3973 75
	July	31	A. I & M Co "	339	1000	00	1922	Nov	21	"	350	2000 00
												5973 75
	Nov	14	Sundries	341	1000	00	1923	Dec	31	P & L	3	3109 56
					3973	75						9083 31
1922	Nov	21	N. W. P. Co "	350	2000	00	1924	Dec	2	P & L	15	17714 40
												26797 71
1923	Apl	4	Sundries	356	1040	76	1925	Dec	26	P & L	25	17761 00
												44558 71
	May	4	Lowellow Stock	357	100	00	1926	Dec	16	P & L	34	1000 00
	June	15	A. T & T Co Stock	359	1968	80			31	P & L	35	2456 48
					9083	31						48015 19
1924	Jan	14	All B	4	2500	00	1927	Dec	31	P & L	46	9284 08
												57299 27
	May	26	4th & Cent	7	1000	00	1928	Dec	31	P & L	60	51487 37
												108786 64
	June	14	Wash W P Stock	"	5000	00	1929	June	1	P & L	70	123035 77
					17583	31						231822 41
	July	10	Nat A T & T Stock	8	2055	40		Dec	14	P & L	81	617 50
												232439 91
	Sept	19	A R M Co Stock	11	2809	00	1930	Feb	7	Balance to p. 239		364 60
		2	4th & Cent Trust Co	12	1000	00						
					23447	71						
	Dec	2	A. T & T Stock	15	2580	00						
		"	Wash W. P Stock	"	770	00						
					26797	71						
1925	Apl	13	" " "	18	5875	00						
	"	"	Woolworth Stock	"	5950	00						
	Dec	10	Am Roll M Co Stock	24	5936	00						
					44558	71						
1926	Mar	23	All B	28	1000	00						
					45558	71						
	Dec	31	Postbearing Gift	35	2456	48						
					48015	19						
1927	May	6	Stand Oil Ohio Stock	39	1600	00						
		12	Am Loco Stock	40	5500	00						
	Dec	25	Postbearing Gift	46	2184	08						
					57299	27						
1928	Apl	2	All B	50	500	00						
	May	16	"	"	500	00						
					58299	27						
	June	21	Sounds B T Co	52	49987	50						
	July	18	All B B T Co	53	499	87						
					108786	64						
1929	Apl	20	" "	64	616	77						
	Mar	31	Sun W T Co	67	86369	00						
	"	"	" "	68	36050	00						
					231822	41						
	Aug	8	All B	71	320	00						
	Sept	2	" B T Co	"	177	50						
	Nov	6	" W T Co	78	120	00						
					232439	91						
1930	Jan	29	" "	84	114	60						
	Feb	7	" B T Co	85	250	00						
					232804	51						232804 51

Standard Subsidiary Stocks

1911	Dec	4	Standard Oil NJ	223	396750	1913	Mch	23	C.T.&S.W. Waters-Pierce	243	41 87
12	Mch	22	P+L. Standard Oil Nebr	228	200				Balance	p 248	427264

COMPANY		FULL SHARES	983,383RDS OF 1 SHARE	Shares
The Atlantic Refining Company	Certif# F 3672		499 960	$100.
Borne-Scrymser Company	F 3672		19 950	"
The Buckeye Pipe Line Company	B 2758-2 shares; F 3672-Frontier	2	33 174	50.
Chesebrough Mf'g. Co., Consolidated	F 3672		27 770	100.
Colonial Oil Company	"		24 930	"
Continental Oil Company	"		29 950	"
The Crescent Pipe Line Co.	"	Nov 1st 1913	599 970	50.
Cumberland Pipe Line Co., Inc.	"	77-90	99 850	100.
The Eureka Pipe Line Company	"		499 940	"
Galena-Signal Oil Co. (Pref'd.)	"		168 750	"
Galena-Signal Oil Co. (Common)	"	293-300	559 190	"
Indiana Pipe Line Company	B 2157-1 share F 3672 Front	1	16 557	50.
National Transit Company	B 3317-5 " "	5	173 415	25.
New York Transit Company	"		499 940	100.
Northern Pipe Line Company	"		399 940	"
The Ohio Oil Company	B 3318-6 shares "	6	99 642	25.
The Prairie Oil & Gas Company	B 2403-1 share "	1	816 357	100.
The Solar Refining Company	"		49 940	"
Southern Pipe Line Company	B 2158-1 share "	1	16 557	"
South Penn Oil Company	"	965-985	249 950	100.
South West Pennsylvania Pipe Lines	"		349 960	"
Standard Oil Company (California)	B 2871-2 shares "	2	533 184	"
Standard Oil Company (Indiana)	"	323-328	99 900	"
The Standard Oil Company (Kansas)	"		99 930	"
Standard Oil Company (Kentucky)	"	405-430	99 720	"
Standard Oil Company (Nebraska)	"		59 950	"
Standard Oil Company of New York	B 2304-1 share "	1	516 577	"
The Standard Oil Company (Ohio)	"	280-295	349 940	"
Swan & Finch Company	"		9 940	"
Union Tank Line Company	B 2190-1 share "	70 174	216 547	"
Vacuum Oil Company	"		249 980	"
Washington Oil Company	"		71 430	10.
~~Waters-Pierce Oil Company~~ Sold 1913-	"		27 470	100.
All dated Sept 1st 1911		Anglo American Oil Co dated Nov 6th 1911	10	1£

1912	May	15	P+L	Standard Oil Indiana	229	200
		16	L.M.I.	Vacuum Oil Co	230	127 10
	May	13	"	Swan+Finch Co	232	404
	Oct	12	"	Stand California	234	205 87 (430851)
1913	May	15	P+L	Galena Signal Oil Co	243	200
	Jun	18	"	Continental Oil Co	245	200
		20	"	Stand Nebraska	246	200
						431451

431451

Standard Subsidiary Stocks

1913	June	20	Forwarded p 247			4272	64	1915	Mar	19	Sundries	264	511	44
	July	2	P & L Stand Kans + N.Y	246		200			Dec	1	W. M. & Co	271	23686	2
		"	" Solar Refining	247		200					Marion Tank Line	272	10000	
	Aug	15	Sundry. So Penn Oil Co	249		2742							2980068	88
	Dec	4	P & L. Anglo Am. Oil Co	251		200		1916	Sept	2	W. M. & Co	280	2999877	
						4306068							5979933	
1914	Feb	21	P & L Ky Stand Oil Co	254		200					Balance		151053	1
	Mar	16	L. M. D. Stand. Calif	255		4576					Stand. Indiana	2	99900	
						4353852							730334	
1915	Jan	12	P & L Ill Pipe Line	263		200					" Kentucky		99720	
	Mar	19	Stand Sumatra Gutta Co	264		49284					" California	25	199440	
		26	P & L. Prairie Pipe Line	265		200					" Ohio	5		
						4850666					Ohio Oil	11	99642	
1916	April	24	P & L Stand Cal	276		200		Sold			Prairie Oil & Gas	1	81635	
		26	W. M. & Co Cal	277		3725000					South Penn Oil	1	16417	
		"	" G.S.	"		107888							249950	
											Galena Signal Oil	50		
	July	3	P & L Stand Ohio	279		3500								
	Sept	2	W. M. & Co Solara Stand Cal Stan Calif Ohio Oil	281		5809000								
						1550054								
	Oct	2	" " "	"		35								
	Dec	2	" Galena	283		5584435								
						2108524							2108524	
1917	Jan	1	Balance			1510531		1917	Aug	31	W. M. & Co	293	114278	
	Mar	29	Dividends So Penn	287		7500			Nov	2	Stand Ky	296	10543	
	April	16	" Stand Cal	288		83500							1248210	
									Sept 1st 1917		Balance		1862993	
	June	2	" Stand Ky Stand Ind Ohio Oil Co	290		3300					15 Ohio Oil 5 Stand Ind 5 " Ohio 33⅓ " Cal 1914			
	Aug	31	W. M. & Co	293		3086	00				+ 2 32834 So Penn Jan 19 5 Shs			
	Oct	1	" Tax	294			35				50 Galena			
	Dec	1	" Galena	296		74348					+ 598.32 Ky " " 299.160			
						1987814							1987814	
1918	Jan	1	Balance			1862993		1918	Aug	1	W. M. & Co	304	7256	93
	Aug	1	P & D	304		3627	00	1921	Jan	27	Stand. Oil & Ind. Stock	334	2521	00
						2225693							9977793	
1924	Nov	1	P & D	14		2757	49	1922	Feb	21	Ohio Oil Co Stock	344	3425	75
													1320318	
									April	13	Stand. Oil Ky Stock	345	30	42
													1773960	
									Dec	12	Stand Oil Ohio Stock	352	1997	50
													1523110	
								1924	Nov	1	Sundries	14	9783	32
													2501443	
						2501442							2501443	

1917

														1
														1
														23
														14
														1
														31
														5
														4
														7
														3
														7
														6
														30
														29
														"
														31
														31
														28
														12
														25
														31
														20
														31
														31
														30
														31
														30
														31
														"
														590
														1

Misses Rowan – Boarding House

1887						1887					
Nov	1	To Cash	2	11 00		Nov	1	By Expense	2	11 00	
Dec	1	" "	3	14 00		Dec	1	" "	3	14 00	
"	23	" "	4	11 00		"	23	" "	4	11 00	
						1888					
Jan	14	" "	5	7 00		Jan	14	" "	4	7 00	
March	1	" "	5	6 00		March	1	" "	5	6 00	
"	31	" "	5	14 00		"	31	" "	5	14 00	
May	5	" "	6	5 00		May	5	" "	6	5 00	
June	4	" "	7	9 00		June	3	" "	7	9 00	
July	7	" "	7	12 25		"	30	" "	7	12 25	
Aug	3	" "	8	14 00		July	31	" "	8	14 00	
Sept	7	" "	8	20 00		Aug	31	" "	8	20 00	
Oct	6	" "	9	14 00		Oct	1	" "	9	14 00	
Nov	30	" " Nov 5th	10	10 50		"	31	" "	9	10 50	
Dec	29	" " Dec 3d	10	14 00		Nov	30	" "	10	14 00	
				159 75		Dec	31	" "	11	12 00	
"	31	" Balance		12 00						171 75	
				171 75							

Misses Rowan – Boarding House

1889						1889					
Jan	31	To Cash	11	12 00		Jan	1	By Balance		12 00	
Feb	28	" "	12	14 00		"	31	" Expense	12	14 00	
March	12	" "	12	14 00		Feb	28	" "	12	14 00	
April	25	" "	13	14 00		March	31	" "	13	14 00	
May	31	" "	14	17 75		April	30	" "	13	17 75	
June	20	" "	14	11 50		May	31	" "	14	11 50	
July	31	" "	15	14 00		June	30	" "	14	14 00	
Aug	31	" "	15	12 00		July	31	" "	15	12 00	
Sept	30	" "	16	9 00		Aug	31	" "	16	9 00	
Oct	31	" "	16	14 00		Sept	30	" "	16	14 00	
Nov	30	" "	17	14 00		Oct	31	" "	17	14 00	
Dec	31	" "	18	14 00		Nov	30	" "	17	14 00	
				160 25						174 25	
"	"	Balance		14 00		Dec	31	" "	18	14 00	
				174 25						174 25	
1890						1890					
Jan	1	To Cash	19	14 00		Jan	1	By Balance		14 00	

Knights of Pythias-

1888					1888				
Sept	15	To Cash	9	500.	Dec	31	By Balance		10 00
Oct	6	" "	9	500					
				$10 00					$10 00
Dec	31	To Ballance		$10 00	Dec	31	By Profit & Loss	11	$10 00
1889					1889				
April	25	To Cash	13	1 00	Dec	31	By Balance		3 70
Aug	31	" "	15	2 00					
Oct	31	" "	16	70					
				3 70					3 70
Dec	31	To Ballance		3 70	Dec	31	By Profit & Loss	18	3 70
1890					1890				
Feb	1	To Cash	19	1 00	Dec	31	By P & L	30	6 20
April	18	" "	21	2 20					
July	5	" "	23	3 00					
				6 20					6 20
1891					1891				
April	15	To Bank	33	4 66	Dec	31	By P & L	40	4 66

Roan Mt. Iron & Steel Co

1890					1891				
Dec	20	To Bank	29	42 50	Mar	2	By Bank	32	42 50
91 Feb	28	" Cash	31	3 25	92 Dec	48	P & L	48	3 25
				45 75					45 75

Dr. Washington Water Power Co Stock Cr.

1909	Oct	30	M & W @136	201	10.000 00	1922	Nov	21	J. R. M. Adv.	350 2000 00
1910	Apl	2	" @par	206	3.000 00	1924	Jan	14	Sends	7 10000 00
1911	Jan	3	" @par	214	3.200 00		Nov	1	P & D	12 112 00
1914	Feb	2	" @par	254	1.600 00		Dec	2	Sends	15 1540 00
1919	Mar	7	M. M. & Co @62	317	1.364 00	1925	Apl	13	Sends	18 1175 00
		"	P & D 200 Rights	"	836 00 20.000 00				Bal 10.000	
1922	Jan	20	M. M. & Co	347	2.000 00					
1924	Aug	2	Inheritance	9	1400 00					
	Oct	3	"	13	112 00					
	Dec	2	P & D	15	140 00					
1925	Apl	13	P & D	18	1750 00					
					2540200					2540200

S. G. Cargill, Trustee - V. I. Co.

1889 April	25	To Cash 2 items		13	30	00		1889 May	31	By Cash		13	30	00			

E. C. Means.

Ashland, Ky. _____ 189_

	88	89	90	91	92	93	94	95	96	97	98	99	1900	1901	1902	1903	04	05	06	07
A. C. & I. Ry Co	2	2	2	3	4	4 (11/9)	4	4	4	4	4	4	5½	6	9	15	6	6	10	
Laer Moor I Co	5	10	17	12	6	4	4½	4½	4½	1	4	5	6	3	0	0	0	0	0	
Norton Iron Works	0	3	3	0	0	0	0	0	0	0	0	0	3	5	45	15	10	0		
90 Ky & C Mfg Co			25	28	13	3	3	0	3	0	0	6	21	28	31	10	20	22		
90 Ash. Electric Co			50 5	5	7½	8½	8	8	8	8	6 Sold									
90 Ash. Ice Co			10	15	4	5	8	8	0	0	4	13	5	18	6	0	12			
90 Clinton & B.R.			10	3	9	3	9	16⅔ 9	9	6	6	10	Sold							
96 Argand Ref Co								7½	10	Sold										
96 Citizens Telephone Co									22	9	4	Sold								
97 Lawrence Telephone Co.										6	2		4	29	0	Sold				
98 Central Trust & S.D. Co											4	4	4	4	4	4	4	4		
99 Ash Fire Brick Co									Rights			25	5	30	10	100 5	0	0	3	3 6 6 10 6
90 Big Sandy Packet Co												6	Sold							
1900 Norfolk & Western Ry Preferred Stock & Common after 1906														4	4	4	4	4	4½	
1901 Chesapeake & Ohio														1	1	1	1	Sold		
American Locomotive Co Pfd															7	7	7	7	7	
1903 Bell Telephone of Buffalo																3	6	6	6	
1904 New York & New Jersey Tel. Co.																		1/3	4	
1905 Rocky Mtn Bell Tel Co -																	4½	7	7	
1906 Merchants Bank & Trust Co																		3	6	

Rights (1/2 year 1903) 3/4 year (1904) 1/2 year (1905)

S. G. Cargill, Trustee - V. I. Co.

1889 April	25	To Cash 2 items	13	30 00	1889 May	31	By Cash	13	30 00

Harbison - Walker Refractories Co. - Preferred Stock

1911 Feb	1	White Meld & Co	215	300000	1917 Apl	27	Sundry	288	318000
1917 Apl	27	P & L	288	18000					
				318000					318000
1924 Aug	1	Inheritances	9	600 00	1924 Aug	16	W. W & Co	10	617 76
Oct	4	"	13	1500					
Nov	1	P & L		276					

Harbison - Walker Refractories Co Common Stock

1924 Aug	1	Inheritances	9	1000 00	1924 Oct	4	W W & Co	12	1206 10
Oct	4	"	13	210 00	Nov	1	P & L	14	390
				1210 00					1210 00

Dr Ky. Iron Coal & Manf. Co Stock Cr

1890 April	2	To Bank 10 shares	20	500 00	1890 July	7	By Bank 10 shs	23	500 00
"	16	" do 100	21	5000 00 5500 00	Nov	22	" " 10 "	28	500 00
1912 Dec	3	Inheritances	236	100 00 5600	91 Mar	27	" Sundries 2 "	32	100 00
1929 Dec	14	P & L	80	140 00 5740 00	Sept	28	" Jno T. Hager	37	1085 98
					"	"	" P & L	"	1114 02 3300 00
					92 April	22	" Bank & P & L	43	1000 00 4300 00
					1901 July	30	" P & L	128	600 00 4900
					1913 Sept	27	" AWB	250	42 00
					1914 Mar	31	" "	255	54 00 5026
					1915 Feb	10	" C & S D	264	56 00 5082
					1916 Jan	25	" "	275	56 00
					Jun	30	" "	278	70 00
					Sept	2	" "	280	70 00 5278
					1926 May	27	AWB	29	140 00 5418
					1929 Feb	14	"	63	252 00 5670
					1939 Dec	5	2nd Mat	191	70 00
				5740					5740 00

E. C. Means.

Ashland, Ky. 189

	88	89	90	91	92	93	94	95	96	97	98	99	1900	1901	1902	1903	04	05	06	07
A. C. & I. Ry Co	2	2	2	3	4	4	4	4	4	4	4	4	5½	6	9	15	6	6	10	
	Stock					11⅑														
Low Moor I Co	5	10	17	12	6	4	4½	4½	4½	1	4	5	6	3	0	0	0	0	0	
Norton Iron Works	0	3	3	0	0	0	0	0	0	0	0	0	3	5	45	15	10	0		
90 Ky & C Mfg Co			25	28	13	3	3	0	3	0	0	6	21	28	31	10	20	22		
	Stock			50																
90 Ash. Electric Co				5	5	7½	8½	8	8	8	8	6	Sold							
90 Ash. Ice Co				10	15	4	5	8	8	0	0	4	13	5	18	6	0	12		
									16⅔											
90 Clinton Ex. B. M.				10	3	9	3	9	9	9	6	6	10	Sold						
96 Argand Ref Co									7½	10	Sold									
96 Citizens Telephone Co										22	9	4	Sold							
97 Lawrence Telephone Co											6	2		4	29	0	Sold			
98 Central Trust & S.D. Co												4	4	4	4	4	4	4	4	
											Rights					100				
99 Ash Fire Brick Co												25	5	30	10	5	0	0	3	3 6 6 10 6
90 Big Sandy Packet Co												6	Sold							
1900 Norfolk & Western Ry Preferred Stock & Common after 1906														4	4	4	4	4	4½	
1901 Chesapeake & Ohio														1	1	1	1	Sold		
American Locomotive Co Pfd																7	7	7	7	7
1903 Bell Telephone of Buffalo																	3	6	6	6
																			13	
																				4
1904 New York & New Jersey Tel. Co																		4½	7	7
1905 Rocky Mtn Bell Tel Co -																			3	6
1906 Merchants Bank & Trust Co																				3

Rights (for year 1903)
3/4 year (1904)
½ year (1905)

Loose Item

Dr Ashland Electric Light & Power Co. Stock Cr

1890 March	11	To Bank	3 shares	19	300 00	1892 April	20	By Bank	3 shares	43	300 00
91 Aug	6	Dividends	1½ "	36	150 00	93 Mar	7	" "	2 "	50	200 00
92 Jan	7	A C & E Ry Co	5½ "	41	550 00 (1000)	96 Oct	31	" "	3 "	83	300 00
May	7	Bank	1 "	44	100 00 (1100)	99 Sept	30	" "	20 "	107	2000 00
93 Feb	28	"	6 "	50	600 00 (1700)						
Mar	7	Ice Stock	1 "	"	100 00 (1800)						
98 Feb	3	Bank	10 "	93	1000 00						
					2800 00						2800 00

Flat Top South Ashland Land Co Stock

1917 Oct	17	A NB		295	1000 00	1922 May	16	A NB		347	2500 00
1922 Dec	31	P & L		353	1500 00						
					2500 00						2500 00

Ashland Ice Co Stock

Dr Ashland Artificial Ice Co. Stock Cr

1890 June	3	To Bank	1st call	22	500 00	1890 Sept	10	By Bank	5 shares	25	500 00
July	19	" "	10 shares	24	250 00	1892 April	20	" "	3 "	43	300 00 (800)
Aug	13	" "		"	250 00	93 Mar	7	" Electric	1 "	50	100 00 (900)
Sept	10	" Sundries	5 shares	25	500 00 (1500)	1925 Jan	10	" A I Co Stock	Journal 42	48	600 00 (1500)
1925 Jan	10	" A & I Co Stock	Journal 42	48	600 00 (2100)	1930 June	9	A & R		90	480 00
						Aug	18	"		92	120 00 (2100)
					2100 00						2100 00

Dr Clinton Fire Brick Works Stock Cr

Clinton F W

1890	— 10 shares		$1000 –
1891	— Std'd 1	"	100 –
1895	Inherited 1	"	100
"	Bought 10	"	1000
	22		2200
"	Sold 5 THM		500
	17		1700
1896	Std'd 2 83.33		283.33
	Bought 3 16.67		316.67
1899	" 48		4800.
	72		7100.00
1900 Sold	30.		3000.
	41		4100.00

Exchanged at B.C. Stock

		4100.
	Stock Record	383.33
		3716.67
1900 Mar Received	41 at B Stock	3375.00
1899 Oct Bought	27 "	5000.
1908 Jan "	50 "	
" Sto Div	68 "	
	186 "	Cost 12,091.67
		at par 18,600
		difference 5,508.33

1891 Nov	12	By D Putnam	39	1100	00
Dec	31	" Bank	75	500	00
Oct	16	" "	106	900	00
	"	" P & L	"	300	00
				2800	00
Mar	9	Sundries	113	7100	00
				9900	00

Club Stock

Sandy & Pomeroy Packe & Co. Stock Cr

Dec	31	To John Means	29	100	00	1901 Jan	7	John Means	122	100	00

Marietta Delta Upsilon Chapter House Co Stock

1910 Oct	21	Expenses	211	25	00	1915 Dec	31	P & L	274	25	00

Pullman Co Stock

1924 Aug	2	Inheritances	9	1000	00	1924 Aug	16	W. W. & Co.	10	1328	85
Oct	3	"	13	230	00	Nov	1	~~P & L~~			
Nov	1	P & L	14	98	85						
				1328	85					1328	85

Illinois Central RR Stock

1924 Aug	2	Inheritances	9	1000	00	1924 Aug	18	W. W. & Co	10	1115	10
Oct	3	"	13	60	00						
Nov	1	P & L	14	55	10						
				1115	10					1115	10

Dr Clinton Fire Brick Works Stock Cr

1890						1891					
Nov	24	To Bank 5 shares	28	500 00		Nov	17	By D Putnam	39	1100 00
Dec	8	" " 2 "	29	200 00		95 Dec	31	" Bank	75	500 00
	13	" Bills Payable 3 "	"	300 00		99 Sept	16	" "	106	900 00
1891 Nov	17	" Sundries 12 "	39	1200 00		"	"	" P & L	"	300 00
95 July	31	" Inheritances 1 "	70	100 00		1900 Mar	9	Sundries	113	7100 00
Oct	4	" Bank 10 "	73	1000 00						
96 May	17	" Sundries 6 "	79	6000 00						
99 Sept	16	" " 60 "	106	6000 00						
				9900 00						9900 00

Bellefonte Country Club Stock

1921	Oct	17	Allis	341	175 00						
1922	May	1	"	347	175 00						
	Oct	10	"	351	350 00						

Dr Cincinnati, Portsmouth, Big Sandy & Pomeroy Packet Co. Stock Cr

1890						1901					
Dec	31	To John Means	29	10000		Jan	7	John Means	122	10000

Marietta Delta Upsilon Chapter House Co Stock

1910	Oct	21	Expenses	211	2500		1915	Dec	31	P & L	274	2500

Pullman Co Stock

1924	Aug	2	Inheritances	9	1000 00		1924	Aug	16	W. N. & Co.	10	1328 85
	Oct	3	"	13	230 00			Dec	1	P & L		
	Dec	1	P & L	14	98 85							
					1328 85							1328 85

Illinois Central RR Stock

1924	Aug	2	Inheritances	9	1000 00		1924	Aug	18	W. N. & Co	10	1115 10
	Oct	3	"	13	60 00							
	Dec	1	P & L	14	55 10							
					1115 10							1115 10

Clinton F W

1890	—	10 Shares	$1000-
1891	— Std'd	1 "	100-
1895	Inherited	1 "	100
"	Bought	10 "	1000
		22	2200
"	Issued	√THM	500
		17	1700
1896	Std'd	2 8333	283.33
	Bought	3 1667	316.67
1899	"	48	4800.
		72	7100.00
1900	Issued	30.	3000.
		42	4100.00

Exchanged at B.C. Stock

			4100.
	Stock Issued		383.33
			3716.67
1900 Jan	Received	41 at B Stock	
1899 Oct	Bought	27 "	3375.00
1900 Jan	"	50 "	5000.
"	Stock Div	68 "	
		186 "	Cost 12.091.67
			at par 18.600.
			Difference 5.508.33

Loose Item

Means, Kyle & Co Stock

1891 May	2	To John Means	33	1000 00	1892 Aug	10	John Means	45	1000 00
98 May	3	John Means	95	1000 00	98 May	3	John Means	95	1000 00

Means Realty Company Stock

1910 Dec	31	Adv & Inherit 50 sh	213	5000 00	1935 Dec	23	2nd Dist Divid pour Surplus	156	6300 00
1933 Sept	23	Inh 13 "	132	4438 59	1936 Dec	5	" " "	163	378 00
									6678 00
1935 Dec	3	Prem & Discts	156	20453 00	1937 Dec	4	Divids	176	114 23
				29891 59			Bal 23099.36		6792 23
1940 Apl	19	Inh 6 "	194	1480 26	1938 Dec	14		155	252 00
				31371 85			Bal 22847.36		7044 23
					1939 Dec	10	"	192	360 42
							Bal 23967.20		7404 65

Jany 1st 1940 – 50 Shares = 19576.2950
13 " = 2910.6467
22486.94

Argand Refining Co Stock
Marietta O.

1896 Jan	14	Advancements	76	2000 00	98 June	30	Bank	96	1045 00
						"	Profit & Loss	"	955 00
				2000 00					2000 00

Means and Russell Iron Co Stock

1912 Dec	2	Inheritances	235	1000 00	1912 Dec	14	M & R Stock	237	1000 00
"	14	M & R Stock	237	500 00	1917 Dec	29	Prem & Disct	297	200 00
1917 July	18	Inheritances 2 sh	291	400 00	1924 Nov	1	"	14	600 00
							Bal 1100		1800
1924 Aug	2	" C 200 4 "	9	400 00	1929 Oct	7	All Cr	73	2750 00
									4550 00
Oct	3	"	13	600 00					
				2900					
1929 Oct	7	Goods	73	1650 00					
				4550					
				4550 00					4550 00

Citizens Telephone Co Stock

1896 April	30	Bank		79	100 00	1900 Jan	22	Bank		111	800 00
May	27	"		"	200 00						
June	29	"		80	200 00						
99 Jan	31	A.C.+A Ry Co		101	300 00						
					800 00						800 00

The Merchants Bank & Trust Co Stock

1906 Apl	28	Ashland Nat'l Bank @ 100 @ 150.		168	2000 00	1910 Mar	19	L. M. I. Co		205	1000 00
1912 Dec	14	Subscriptions @ 200.		237	500 00	1917 Dec	29	Prem + Disct		297	200 00
1917 July	18	" 2 sh		291	400 00 2900			Bal 1.700.			
1920 Jan	5	Premium + Discounts		324	1700 00	1920 May	2	M. M + Co		324	3400 00 4600
					4600 00						4600 00

Ashland National Company Stock

1903 Nov	24	ANB		2	5000	1930 Apl	15	Banco Ky Stock		86	290 00
Dec	31	"		3	800						
1904 Jan	2	Dividends		4	1160						
July	2	"		10	1160 790						
					290 00						290 00

Lawrence Telephone Co Stock

1897 Sept	30	Bank		90	300 00	98 Sept	30	Bank		98	500 00
Oct	30	"		"	700 00	1900 Jan	22	"		111	1500 00
98 June	"	"		97	500 00						
July	30	"		"	500 00						
					2000 00						2000 00
1900 May	31	Bank		115	300 00	1900 Sept	3	Ash Bank		118	2500
1902 Nov	21	Dividends		139	5000	1903 Jan	28	Sundries		149	32500
					35000						35000

Ashland National Bank Stock

1912 Dec	7	Subscriptions @260	13	236	130000	1917 Dec	29	Prem + Disct		297	750 00
1917 July	18	" 5 @250		291	125000	1920 Oct	14	M. M + Co 20 shares	20	329	2700 00 3450
1920 May	15	A. N B 27 @ 185 45		323	3375 00 5025 00	1930 Apl	15	Banco Ky 29 Bal 2900		86	2900 00
Dec	23	P+D		332	2500 5950 00						
1923 Dec	1	Subscriptions 4		2	400 00 6350						
					6350 00						6350 00

The Central Trust & Safe Deposit Co. Stock

1898	Sept	30	Bank's	3 Shares	98	300 00	1916	Nov	2	Sundries	281	4500 00
	Oct	31	Trust Co	7 "	99	700 00						
1902	June	3	" "	5 "	136	500 00						
1916	Nov	2	P & L		282	3000						
						4500 00						
						4500 00						4500 00

U. S. Steel Corp Common Stock

1917	Mar	28	W. W & Co		287	1066250	1917	Dec	29	Prem & Disct	297	66250
1918	Oct	31	P & L		317	34350	1919	June	7	W. W & Co	313	1100600
		"	P & D		"	66250						
					"	1166850						1166850

Ashland Fire Brick Co Stock

1899	Oct	31	Sundries		108	2700 00	1910	Apl	2	A. F. B. Stock	206	1860000
1900	Mar	9	Clinton F. B. W.		113	4100 00				Balance		1860000
1903	Jany	21	Sundries		141	11800 00						
1910	Apl	2	A. F. B Stock		206	1860000						
						37250						3720000
1910	Apl	2	Balance	186		1860000	1916	Apl	8	Expenses J R M	276	10000
1917	Mar	29	Dividends	183	287	1830000		Sept	2	" H E M	280	20000
	July	18	Inheritances	9 Shs	291	84000	1917	Dec	29	Prem & Disct	297	40000
1920	Sept	20	Dividends	197	327	1870000	1920	Jan	30	Expenses	8	1000
1922	Dec	21	Stock Dividends		352	1400000	1924	Nov	1	Prem & Disct	14	119000
1923	Dec	29	" "		2	701000	1926	Jan	12	A F B Stock		10105000
1924	Aug	2	Inheritances	@100	9	340000				Bal 101.000.		
	Oct	3	"		13	119000						
1925	Oct	31	"		22	300 00						
	Dec	23	Stock Dividends		25	2020000						
						10254000						10254000

Ledger p. 291

The Stewart Soap Co Stock

Cincinnati O

1900 July	31	Bank	117	25	00	1915 Dec	31	P+L	274	25	00

International Harvester Co Com Stock

1916 Dec	12	W. W + Co 50 shares	283	6062	50	1917 Dec	29	Prem + Disct	297	1062	50
1918 Sept	24	I. H. H Co Stock	305	6600	00	1918 Sept	24	I. H. H Co Stock	305	5000	00
Nov	30	"	308	72	20	Nov	30	C. T. Co	307	72	20
										6134	70
1920 Sept	25	Dividends	327	800	00			Balance to f 282		7548	00
				13534	70						
1921 Jan	25	Stock dividends	334	148	00						
				13682	70					13682	70

Lackawana Steel Co Com Stock

1916 Dec	12	W. W + Co 100 shares	283	10462	50	1919 Oct	23	W. W + Co 100 shares	317	8981	00
	18	" 100 "	"	8937	50	Dec	31	P+L	319	1481	50
				19400	00					10462	50
1917 Dec	29	Prem + Disct	297	600	00	1920 Dec	22	W. W + Co 100 shares	330	4506	00
				20000						14968	50
								Sundries	331	5031	50
										20000	00
				20000	00					20000	00

Norfolk & Western Ry Preferred Stock

1900 Sept	30	Sundries	119	5000	00	1906 Mar	30	Sundries	167	5000	00

Norfolk & Western Ry Common Stock

1906 Mar	30	Sundries	167	5000	00	1916 Dec	2	W. W + Co	283	14035	50
Dec	31	M + W	172	4581	25						
"		P + L	173	418	75						
				10000	00						
1916 Dec	2	"	283	4035	50						
				14035	50					14035	50
1933 Aug	23	Schant 15 on	131	1845	00	1934 Nov	19	Invest Tr	143	1845	00

Dr. Chesapeake & Ohio RR Stock Cr.

1901 May	6	Moffat & White	125	10.000 00	1902 Nov	21	Moffat & White	139	10.000 00		
1902 Nov	21	" "	139	10.000 00	1904 June	15	" "	152	10.000 00		
1903 May	30	" "	142	10.000 00	Sept	9	" "	154	10.000 00		
Aug	6	" "	145	10.000 00	1905 Mar	14	" "	158	10.000 00		
1904 May	18	" "	152	10.000 00	" June	23	" "	160	10.000 00		
				50.000 00					50.000 00		
1907 April	30	M & W	176	10.000 00	1908 Oct	23	P & L	190	5787 50		
May	17	"	177	10.000 00	"	"	"	"	5987 50		
1908 Dec	28	"	192	200	09 Jan	15	M & W	193	421250		
1909 Feb	27	P & L	194	226900	Feb	27	"	194	628350		
				22271 00					22271 00		
1913 June	18	W. W. & Co	245	575000	1913 Dec	20	W. W. & Co	252	558550		
						21	P & L	253	16450		
				575000					575000		

Dr American Locomotive Co Preferred Stock Cr

1901 Nov	26	Moffat & White	130	5.000 00	1915 Dec	1	W. W. & Co	271	5185 50		
1915 Dec	1	P & L	272	18550							
				5185 50					5185 50		

American Locomotive Co Common Stock

1912 Dec	24	W. W. & Co	237	411250	1916 Nov	2	W. W. & Co	282	858550		
1916 Nov	2	P & L	282	447300							
				858550					858550		
1917 Jan	13	W. W. & Co 100 shares	285	751250	1923 Sept	20	Am Loco Stock	1	10000 00		
1923 Sept	20	Am Loco Stock	1	10000 00	1927 Feb	10	W W & Co	36	10.971 00		
1927 Feb	10	P & L	37	721475	1927 May	12	Sundry	40	11.000 00		
May	12	P & L	40	724375					31.971 00		
				31971 00					31,971 00		

Bell Telephone Co of Buffalo Stock

1903 June	12	Moffat & White	143	15000 00	1903 July	10	Rauby R M.	144	1000 00
1905 Jan	3	Salaries	158	1500 00	1909 Oct	25	C. T & S D Co	200	48 00
06 "	29	A. N. B.	166	1800 00 (18300)	1909 Oct	21	A. T & T Stock	"	11,500 00
						"	P & L	"	5,752 00
				18300 00					18300 00

Western States Gas & Electric Co Preferred Stock

1911 May	28	W. W & Co	218	4000 00	1915 Dec	1	W. W & Co	271	3133 40
						"	P & L	272	866 60
				4000 00					4000 00

Westinghouse Electric & Manfg Co Stock

1916 Dec	30	W. W Co 100 shares	284	5412 50	1917 Dec	29	Prem & Disct	297	419 70
1917 Mar	28	" 40 "	287	2007 20	1923 "	31	" "	3	84 00 (503 70)
1923 May	22	C T Co 28 "	357	1484 00 (8903 70)	1924 Jan	9	2/10	8	10 88 (514 58)
1924 Apl	14	Sends 54 " (12 2/10)	5	2865 60 (11769 30)					
May	21	Stock Div 22 2/10 (244)	6	1110 00 (12879 30)			Balance to p 289		12364 72 (12879 30)

average cost $128.03 to Feb 27th 09

New York & New Jersey Telephone Co Stock

1904 Mar	26	Moffat & White	150	2000 00	1908 Dec	25	P & L	192	1,000 00
Sept	10	" "	154	3000 00	1909 Aug	18	Am. Tel & Tel Co	198	10,000 00
05 Oct	25	" "	163	3000 00	Oct	21	"	200	5800 00
Dec	11	" "	164	2000 00 (10000 00)					
06 Aug	23	" "	170	1000 00					
07 Feb	1	" "	174	3000 00 (14000)					
09 Feb	27	" "	194	2800 00 (16800)					
				16800					16800 00

Western States Gas & Electric Co Common Stock

1911 May	28	W. W. & Co 6 Shares	218	42 78	1915 Dec	1	W. W & Co	271	149 01
1915 Dec	1	P & L	272	106 23					
				149 01					149 01

Rocky Mountain Bell Telephone Co Stock

1905	June	21	Sundries	160	270000	1911	Sept	22	Sundries	221	270000

The Mountain States Telephone & Telegraph Co Stock

1911	Sept	22	R.M.B.T.Co Stock	221	170000	1915	Dec	1	W. W. & Co	271	25400 04
	Dec	20	L. M. I Co	224	20000						
1913	Apl	16	"	242	20000						
1914	"	"	"	256	20000						
1915	"	15	"	266	10000						
					24 00 04						
	Dec	1	P & L	272	140004						
					25400 04						25400 04

Covington National Bank Stock

Virginia

1907	Apl	15	Lowlow Mon Co	176	150000	1918	Oct	17	2nd Nat'l	307	180000
	Nov	30	P & D	308	48500		Nov	30	A. NB	"	18500

Pierce Oil Corporation Pref'd Stock

1919	Dec	27	W. W. & Co 50 shs	318	511375	1920	Sept	30	P & D	328	113 75
1925	Dec	31	P & D	26	113 75	1925	Dec	31	W. W. & Co	26	1240 50
					52 27 50				" P & L	"	3873 25
					5227 50						52 27 50
											5227 50

Electric Power & Light Co Stock

1930	Dec	10	Av Co Sold 1936	50 shs	97	200850	1932	Sept	27	2nd Nat 44 shs	120	51489
							1936			Bal 5079.63		
1931	May	15	" Sold 1936	50 "	105	210900		Dec	1	Sundries	163	411750
						41 17 50				Bal 962.13		46 39 39
	Dec	1	2nd Nat	56 "	112	84000	1935	Dec	1	2nd Nat	183	96213
						49 87 50						55 94 52
		14	"	42 Sold "	"	45775						
						54 15 72 3						
1932	Sept	27	P & L	4 "		5714						
1935	Apl	19	2nd Nat	44 "	148	17213						
						65 94 52						
						5894 52						5594 52

John F. Hager

1891						1891					
Sept	28	To Sundries	37	1170	50	Sept	28	By Sundries	37	1170	50

Pierce Petroleum Corp Stock

1924							1929					
June	14	2nd Nat'l Bank 300 sh		7	2100	00	Dec	12	AMCo	80	788	50
1929												
Oct	29	AMCo 300 sh		74	96200			"	P & L Bal 967	"	1311	50
							1936				2100	00
							Dec	5	Sundries	163	96200	
					306200						306200	

Dr. Thomas McNaughton Cr

1891						1891					
Mar	31	To Cash	32	50	00	Mar	31	By Cash	32	10	00
						April	30	" "	33	15	00
						May	30	" "	34	15	00
						June	30	" "	35	5	00
						July	31	" "	"	5	00
				50	00					50	00

Means Realty Co a/c

1913	May	15	Inheritance	244	555	00	1913	Dec	26	A. N. B.	252	555	00
1915	Apl	23	Sundries	266	1845	41	1915	Apl	23	A. N. B.	266	500	00
							1916	"	27	C. T. + S. D.	276	600	00
							Sept	2	"		280	745	41
					1845	41						1845	41
1935	Dec	23	2nd Nat	156	500	00	1936	Apl	20	2nd Nat	158	500	00

Douglas Putnam Jr

1891 Nov	12	To Clinton Stock	39	1100	00	1891 Nov	12	By Clinton Stock	39	1100	00

The Lowell Mass Iron Co of Va Acct.

1915 Apl	15	Balance p 116		256	15	1915 Apl	30	Sundries	267	463	96
	30	Salary	267	333	33	July	3	Expenses	"	10	77
	"	Ruby R. Means	"	100	00		"	Furniture	"	9	97
				689	48						
July	3	Auto etc	268	210	00		"	C, T & SD	268	423	94
				899	48					908	64
		Expenses	"	9	16						
				908	64						
				908	64					908	64

Mrs Nora R. Davis

1933 June	8	Sundries	129	6470	77	1933 June	8	2nd Nat	129	6470	77

Estate of Thos W. Means

1893 Jany	31	Cash	49	9	30	1893 July	1	Cash	53	23	00
Feb	28	"	50	6	00	Aug	2	" 24 July	54	62	30
Mar	31	"	51	15	80					85	30
April	29	Bank	"	13	00						
	"	Cash	52	31	20						
May	31	"	"	10	00						
				85	30						
				85	30					85	30
Aug	2	Cash	54	2	00	95 Oct	24	Bank	73	23	95
	31	"	54	1	50						
94 May	17	"	59	10	40						
Oct	13	"	63	10	05						
				23	95						
				23	95					23	95
96 June	30	Cash	80	6	45	96 Oct	31	Bank	83	6	45
98 Oct	31	Cash	99	6	75	1900 May	31	Bank	115	83	25
99 Jan	31	"	102	55	75						
1900 Feb	28	" Jany	112	20	75						
				83	25						
				83	25					83	25

W. B. Seaton

1896						96					
Mar	31	Bank	78	59 06		Dec	30	Expenses	85	100 00	
97 Jan	30	"	86	350 00		97 Jan	30	"	86	6 00	
May	31	Expenses	96	4 00		Dec	31	"	92	125 00	
						98 Mar	31	"	94	30 00	
						May	31	Bank	95	15 06	
				413 06						413 06	
1899 Feb	28	Bank	102	108 00		98 Dec	31	Expenses	100	108 00	
1900 Jan	22	R.R. Means	112	108 00		99 Dec	30	"	110	108 00	
1901 Jan	11	Bank	122	108 00		1900 Dec	31	Expenses	121	108 00	

John W. Kitchen

1930 Dec	24	Taxes	98	299 43		1931 Jan	8	2nd Nat	100	299 43	

K. G. Seaton

1934 Feb	24	2nd Nat	136	800 00		1934 April	3	2nd Nat	137	800 00	
1935 Apl	6	2nd Nat	147	250 00		1935 Apl	8	2nd Nat	147	250 00	
	11	" "	"	2065 00			11	"	"	2065 00	
1937 Aug	23	" "	169	660 13		1937 Aug	20	"	169	660 13	

Dr Moffat & White Cr

1900 Sept	12	Nat. Bank	118	3850 00		1900 Sept	30	Norfolk & Western	119	3812 50	
1901 Apl	6	Cent. T. & S.D. Co	124	10000 00		1901 May	6	C & O	125	4662 50	
May	6	Interest	125	6 38		Nov	26	Am Tobacco Pfd	130	4256 25	
Nov	2	"	130	55 00		1902 Nov	21	C & O Stock	139	4512 50	
1902 May	9	"	135	18 97				Balance down		123457	
Sept	27	Sundries	138	5000 00							
Nov	1	"	139	6030 47							
	21	C & O Stock	"	4637 50							
				29598 32						29598 32	
1902 Nov	21	Balance		12.354 57		1903 May	30	C & O Stock	142	3912 50	
1903 May	15	Sundries	142	11.267 10		June	12	Sundries	143	15150 00	
July	6	Dividends	144	225 00		Aug	6	C & O Stock	145	3012 50	
	22	R.R. Means	"	138 12				Balance	fo 121	3735 54	
Aug	6	A.W.B	145	1492 05							
Oct	3	Sundries	"	225 00							
Nov	2	Interest	146	108 70							
				25810 54						25810 54	

Mrs. R. R. Means

1900	Jan	2	Ash & Catl. St Ry Bond	111	500 00	1899 Sept	30	Cash	107	100 00
	July	2	" " " "	116	500 00	Oct	11	Bank	"	532 50
			Balance		426 70	1900 Jan	22	Sundries	112	200 00
						April	30	C. J. & S. D. Co.	114	565 00
						Sept	27	Interest	119	29 20
					1426 70					1426 70
1901	Dec	23	Ash. & Catl St Ry Bond	131	500 00	Sept	27	Balance		426 70
1903	July	6	Bell Tel of Buff. Stock	144	1000 00	1901 Aug	31	C. J. & S. D. Co.	129	900 00
								Interest	"	25 60
										542 30
						1902 Jan	2	C. J. & S. D Co	133	900 00
						Nov	1	"	138	1500 00
										7 82 30
						1903 Jan	1	"	141	1500 00
						May	30	"	143	900 00
						July	6	"	144	1500 00
							10	Interest	"	30 50
										12 02 80
								Balance down		297 20
					1500 00					1500 00

Mrs. R. R. Means

1903						1903				
July	10	Balance			297 20	July	22	Moffat & White	144	138 12
1905	May	1	L. M. I. Bond	159	1000 00	Oct	3	" "	145	1500
			Balance to p 125		2509 2	Nov	12	C. J. & S. D. Co	146	900 00
										243 12
						1904 Jan	2	"	149	1500 00
							6	M & W	"	1500
										408 12
						April	8	Expenses	151	1500
						May	5	C. J. & S. D. Co	152	1800 00
						July	2	"	153	1500 00
						Aug	18	L. M. I. Co	154	1500
						Nov	16	"	155	1500
								C. J. & S. D. Co	"	1800 00
										963 12
						1905 Jan	3	" "	158	1500 00
							9	M & W	"	1500
						May	1	C. J. & S. D. Co	159	2400 00
							20	L. M. I. Co	160	1500
						July	5	C. J. & S. D. Co.	161	1500 00
						Aug	25	L. M. I. Co	162	1500
										1548 12
					1548 12					1548 12

Special Interest Low Moor

1901	June	15	Dividends	127	232500	1901 Dec	31	P & L	133	5000000
	Dec	31	L. M. I. Co	132	2675000	1902 "	"	"	141	6000000
1902	Mar	8	"	134	1000000	1903 "	"	"	148	6000000
	July	3	"	137	2000000	1904 Dec	31	"	157	6000000
	Dec	31	"	140	3000000	1905 "	30	"	165	5500000
1903	July	31	"	144	3000000					
	Dec	31	"	147	3000000					
1904	July	18	"	154	3000000					
	Dec	31	"	157	3000000					
1905	July	26	"	161	3000000					
	Dec	30	"	165	2500000					
					28500000					28500000

Salaries

1924	Dec	31	P & L	145	4167	1934 Jan	2	2nd Natl Bk	136	4167

Mrs. S. C. Ringo

1912 Sept	12	W. W. & Co	233	1000000	1912 Nov	1	C. T. & S. D. Co	234	1.000000
1916 Nov	17	R K M	282	1000000	1916 Nov	17	A. N. B	282	8.600000
Dec	2	A N B	283	505667	1917 Mar	30	A. N. B	287	150000
1917 Mar	31	W W & Co	288	1075000	Apl	27	"	288	1545000
Apl	16	"	"	1185000	Jan	2	"	290	
	27	H W Sims	"	1590000					
	30	Sundry	289	6000					
Jan	2	A N B	290	32833					
				10295 00					10295 00
1917 Dec	31	A N B	297	96938	1918 Jan	2	2nd Natl	299	96938
1919 Oct	31	A N B	316	15000	1919 Oct	31	A N B	316	150000
	"	Exp	317	9640					
Nov	17	A N B	318	3860					
				150 00					150 00
1920 May	14	A. N. B.	18	1000000	1920 May	9	W W & Co	16	96377
Nov	7	W W & Co.	23	5993434	June	20	2nd Natl	20	3623
		Balance to P 266		146631	Dec	31	W W & Co	22	745965
				8459 65					8459 65

Legal Tenders

1891 Sept	11	Sundries	36	1100 00	1891 Nov	2	Bank	38	1100 00
93 Sept	13	Bills Receivable	55	6000 00	Oct	31	Bank	55	6000 00

Atlantic Coast Line RR Stock

1913 Aug	1	W. W. & Co	248	5000 00	1915 Dec	1	W. W. & Co	271	5685 50
1915 Dec	1	P & L	272	685 50					
				5685 50					5685 50

The Northwestern Development Co Ltd Stock

1918 Mar	2	2nd Nat B	300	200 00	1926 Dec	1	P & L	33	200 00

Pennsylvania RR Stock

1933 Sept	1	Inhat 56	131	952 00	1934 Nov	19	Inv T	143	952 00

Dr F. C. Fischer Trustee Cr

1900 May	19	Bills Payable	115	60000 00	1901 Mar	30	Bills Payable	123	60000 00

Pennsylvania Rail Road Stock

1913 Aug	1	W. W. & Co	248	10000 00	1917 Mar	28	W. W. & Co	287	10 ~~801 37~~ 798 00
1917 Apl	27	P & L	288	~~801 37~~ 798 00					
				10798 00					10798 00

Mrs S. C. Ringo

1925 Nov	21	All B	23	23 21	1925 Nov	21	Balance from p 265		1466 31
Dec	2	2nd Nat	24	1443 10					
				1466 31					1466 31

Cincinnati Bonds

1893						1893					
Jany	27	Bank	49	500000		July	1	Bank	53	500000	

Southern Pacific Rail Road Co Stock

1913	Dec	22	W. M + Co	252	861250	1917	Aug	31	W. M Co	293	943550
1917	Aug	31	Bank	293	82300						
					943550						943550
1924	Aug	2	Subscribers	9	200000	1924	Dec	3	M M + Co	12	188370
	Nov	1	P + L	14	2370				Subscribers	13	14000
					202370						202370

City of Russell Ky. 6% Bonds

1929						1931					
June	23	Sundries	69	1000000		Oct	31	2° Nat'l Bal 9000.00	111	100000	

Electric Light Co. Bonds

1893						96	Feb	24	Sundries No 8	77	50000
Febry	16	Bank 1 to 8 inclusive	50	400000		98	July	30	Bank No 6 + 7	97	100000
						99	Oct	11	" No 1, 2, 3, 4 + 5	107	250000
				400000							400000

United States Bonds

1926						1925					
Sept	12	Bal p 268		1140000		Sept	14	U. S. B	55	470000	
	17	U. S. B	55	470000		1929					
				16100		June	14	All B	69	470000	
1934											
Oct	25	P + L	141	1175		Nov	12	All Co 1 1/2 Bonds	76	109594	
								All Co 4%	79	498718	
								P + L 4.06 12.82		1685	
										15500	
						Oct	25	2° Nat'l Bal 600 -	140	61175	
				1611175						1611175	

United States Bonds

1895	Nov	30	Adv & Inheritances	74	10.000	00	1903	May	15	M & M.	142	10.000	00
1904	Apl	6	Adv & Inheritances	150	1.000	00	1906	Mar	24	A.N.B	167	1.000	00
1912	Dec	7	Inheritances	236	10.000	00	1913	May	1	M. M. & Co	248	10.000	00
1917	June	25	M. B. T Co 1st	290	20	00	1917	Dec	31	Expenses	298	200	00
		26	" "	291	980	00	1918	Oct	4	U.S. Bonds	306	2500	00
					1000							2700	00
1917	Oct	17	A. N B 2nd	295	230	00				Balance down		700	00
	Nov	27	2nd Nat "	296	270	00							
	Dec	24	" "	297	600	00							
					2100	00							
1918	June	24	" "	299	600	00							
					2700								
	Apl	5	A N B 3rd	301	150	00							
	May	31	" "	302	600	00							
	June	12	Dividends "	"	1000	00							
	July	16	A. N B "	304	1050	00							
	24	9	" "	305	1200	00							
					6700	00							
	Oct	4	" 4th	306	500	00							
		"	U.S. Bonds "		2500	00							
					9700	00							

Ashland Steel Co Bonds

1898	May	3	Bank	95	1500	00	98	Nov	30	Bank	100	500	00
							1902	Dec	31	P & L	140	1000	00
					1500	00						1500	00

United States Bonds

1918	Oct	4	Balance down		7000	00	1919	June	16	U.S. Bonds Over Coupon	313	5500	00
	Nov	30	C T Co 4th	307	1000	00	1921	July	31	A N B - Victory 5%	339	2454	50
	Dec	31	" "	308	1000	00						7945	50
1919	Jan	31	" "	310	2500	00		Dec	31	Pfd 1100 -	343	45	50
					11500							9000	00
	Apl	25	A. N. B 5th	312	250	00	1924	Nov	1	Premium Liberty	14	31	20
	May	8	J. R. M	"	300	00	1926	June	24	2nd Nat	30	1700	00
	June	16	U. S. Bonds Over Reg	313	5500	00						9731	20
										Bal to p 267		11400	00
		7	C, T Co 5th	"	500	00				1st 1100			
										3rd 100 Reg			
										4th 5000			
										600			
										600			
		19	A. N B "	314	1750	00							
					19500	00							
	Nov	12	" 2nd	318	100	00							
					19600								
~~1917~~	~~Dec~~	~~31~~	~~Pfd~~	~~343~~	~~45~~	~~50~~							
1924	Aug	2	Inheritances	9	1200	00							
	Oct	3	"	13	31	20				see p 267			
					21131	20						21131	20

Ashland and Catlettsburg Street Ry Bonds

1899 May	1	Bank	104	3000	00	1899 Dec	26	Profit & Loss	109	1000	00
	2	Advancements	"	1000	00	1900 Jan	2	R. R. Means	111	500	00
June	30	"	105	1000	00	July	2	" "	116	500	00
				500		Dec	31	Profit & Loss	121	1000	00
						1901 "	23	" "	131	1500	00
							"	R. R. Means	"	500	00
										500	
				5000	00					5000	00

Bellefonte Country Club 1st Mtg 6% Bonds

1928 Jan	19	Dividends	45	400	00						

Law Moor Iron Co Bonds

1899 Dec	16	L. M. I. Co	109	1000	00	1902 Nov	1	M & W	139	6000	00
1901 "	10	Sundries	131	10000	00	Dec	31	P & L	140	2000	00
1902 Feb	13	Adv & Interest	134	3000	00	1903 Dec	26	"	147	3000	00
						04 Dec	26	"	156	2000	00
						05 May	1	R R Means	159	1000	00
				14000	00					14000	00
1924 Aug	7	Interest acct	9	1000	00	1925 Mar	16	2nd Mtge	17	1000	00

Bellefonte Country Club 2nd Mtg 6% Bonds

1928 July	23	acct B	53	500	00						
1930 Dec	6	acct C	97	200	00						

Clinton Fire Brick Works Bonds

1900 Aug	1	Bank		118	150000	1902 July	3	A. N. Bank	137	150000	

Columbia Gas & Electric Co (Corporation) Stock

1917 Sept	28	N.W.B. sold 100 shs		293	40437 5	1919 July	14	W. W. & Co 100 shares	314	630600	
Oct	9	" 100 "		294	37687 5	1923 Jan 14 (1926 Sept 8)		C. G. & E. Stock (Split 3 for 2)	358	1238063	
Nov	27	2nd Nat'l 100 "		296	30468 8 (10859 38)	1926 Dec	6	C. G. & E. Stock (Split 3 for 2)	33	1238063	
1919 Oct	31	P & N		317	226225 (131216 3)			Balance		1238063	
1920 Nov	15	W. W. Co 100 "		330	556500 (186863)						
1923 Jan 14 (1926 Sept 8)		C. G. & E. Stock (Split 3 for 2) 900 " (300 for 200 Old Stock)		358	1238063						
1926 Dec	6	C. G. & E. Stock 900 "		33	1738063						
					4344784						4344784
1926 Dec	6	Balance C. G. & E. Corp Stk 900 shares			1238063	1928 April	23	A.N.B. 13 shares	44	80665	
1927 Feb	26	W. W. & Co 113 "		37	691165 (19292 28)	May	18	" 100 "	50	610500 (49116 5)	
1928 June	21	P & D Vol. 700 "		53	1864875 (379413 03)	June	21	Advancements 200 "	52	2140000 (283116 5)	
1929 April	29	C. G. & E. Co Stock 150		65	96293 8	1929 April	29	C. G. & E. Co Stock 200	65	962938	
May	25	P & D		68	2024925 (675497 50) (67819 66)	May	25	Advan 300.	68	2190000 (59 9 4 0 3)	
						May	26	Bal to p 294		2992663	

Real 7878,63 Cost 1450 shares @ 5. Cost 2438 Cost

Dr The Lowellville Iron Co of Va Preferred Stock Cr

1907 July	15	L. M. I. Co		178	10.000 00	1927 June	22	2nd Nat'l	41	16.200 00	
1910 April	13	"		206	5.000 00						
1911 Nov	2	Subscriptions		222	1.200 00 (16 200)						

Columbia Gas & Electric Co 7% Pfd Stock

1924 Oct	8	W. W. Co		13	90450	1924 Nov	1	Premium on Stock	14	9450	
1925 May	14	P & L		20	54315	1925 May	14	W. W. & Co	18	963765 (97321 5)	
		P & D		"	9450 (97321 5)						
					97321 5						97321 5

Chicago Subway Co Stock

1907	Aug 21	M W W	10 shares	179	10.000 00	1908	Oct 23	P & L	190	5112 50
1908	Oct 24	"	30 "	190	6.037 50	1911	Dec 30	P & L	225	7925 00
					16.037 50					16037 50

Western Union Telegraph Co Stock

1912	Dec 2	Inheritances 10 sh	236	1000 00	1918	Aug 1	W. U. & Co	30+	6905 64
	24	W. U. & Co 50 "	237	3687 50					
1914	Mar 16	C, T & S D Co 24 "	255	1512 00					
1918	Aug 1	P & D	30+	706 14					
				6905 64					6905 64
1924	Aug 1	Inheritances							

American Telephone & Telegraph Co. Stock

1909	Aug 18	N.Y. & N. J. Tel Stock	198	10.000 00	1909	Oct 25	M & W	200	9700 00
	Oct 21	Sundries	200	17300 00	1919	Mar 6	Sundry	311	2000 00
1913	Jan 18	W. U. & Co	245	2400 00	1923	Jan 15	Sundry	359	3937 60
1917	Feb 2	"	286	1940 00	1924	Nov 1	Purch & Distr	14	840 00
	Dec 29	Purch & Distr	297	6000		Dec 2	Sundries acct	15	5160 00
1922	Oct 24	W. U. & Co	350	800 00	1927	Jan 6	W. U. & Co scrip	36	3390 75
1923	Feb 28	"	355	1600 00	1928	June 21	Advancements	52	17525 00
	Jan 15	"	359	1537 60		July 30	P & D	"	112 20
1924	Aug 2	Inheritances	9	4000 00	1929	Apl 13	All Co	64	7228 78
	Oct 3	"	13	840 00		Oct 16	"	74	14970 00
	Dec 2	Purch & Distr	15	1160 00		Nov 25	Divers. Items	78	11100 00
1926	July 17	2 for 1 split	31	3390 75					
1928	June 21	P & D	53	17525 00					
	July 30	W. U. & Co	52	34120					
1929	Apl 13	Sundry	64	3928 78					
	Oct 16	"	74	9970 00					
	Nov 25	P & D	79	6100 00					
				75964 33					75964 33

Portland Gas & Coke Co Preferred Stock

1910	Jan	15	Moffat & White	203	3060	00	1910	Jan	15	P & L	203	60 00
1915	Dec	1	P & L	272	68	13	1915	Nov	17	W. W & Co	271	3068 13
					3128	13						3128 13

Union Tank ~~Line~~ Car Co Stock Common

1915	Dec	1	W. W & Co 64 shares 1913 value 1 cum 70 1 "	272	5636	00	1920	Jan	28	Union Tank Car	321	6500 00
	.	.	Standard Subsi 65	"	100	00	1923	Jan	2	Cent T Co	354	43 00 6543
1920	Feb	28	Union Tank Car	321	6500	00	1924	Oct	3	Inheritances	13	120 00 6663
	Sept	30	P & D	328	764	00 13000	1925	Dec	11	AUB	25	32 11 6695 11
1922	Dec	28	Stock Dividends 50 To cost 2880.00	352	3243	00 16243	1928	Jan	21	Advancements	52	11.900 00 18595 11
1924	Apr	1	Inheritances @96	9	3000	00	1929	Nov	25	Inc Trusts	79	16650 00 35245 11
	Nov	1	P & D	14	120	00 19363				Bal 11.100		
1925	Dec	10	Stock Dividends 33⅓%	25	4232	11 23595 11				cost 5636 = 64 70 = 1 2850 = 30 8586		Bought mar 1913 Inherited Stock Div 32 42 42 211 Rbar 100 111
1926	Dec	28	" " Rec P & L 25%	34	4200	00 27795 11						
1928	June	21	P & D	53	1900	00 29695 11						
1929	Nov	25	"	80	5550	00 35245 11						

Louisville & Nashville RR Co Stock

1912	Nov	11	Inheritances 41 shares	235	4100	00	1920	Sept	30	Prem & Disct	328	863 75
	Dec	24	W. W. & C 9 shares	237	180	00		Dec	23	" "	331	425 75 1289 50
1913	Feb	28	"	241	720	00 5000	1921	Apl	21	John R Means Admts. 10 shares	336	973 75 2263 25
1919	June	13	" 50 shares	313	5863	75 10863 75		Dec	31	Prem & Disct	343	26 25 2289 50
1920	Oct	26	" 50 shares 150	329	5338	75	1924	Oct	3	Inheritances	13	318 00 2607 50
	Nov	15	" 50 " 100	330	5113	75 21316 25	1929	May	25	Adva	68	28000 00 30607 50
	Dec	23	" 10 "	331	973	25 22289 50		Nov	25	Inc. Trusts	78	23140 00 53747 50
1923	May	7	Stock Dividend 125 "	357	12500	00 34789 50						
1924	Aug	1	Inheritances @109 3/8 53 "	9	5300	00						
	Nov	1	Prem & Disc	14	318	00 40407 50						
1929	May	25	" "	68	8000	00 48407 50						
	Nov	25	" "	79	5340	00 53747 50						
					53747	50						53747 50
1933	July	13	Inherit 95 shs	131	2909	38	1934	Nov	19	Inc T	143	2909 38

Standard Oil Co Stock (New Jersey)

1911 Aug	25	W. W & Co 10 shares	220	5967	50	1911 Dec	4	Standard Subsidiaries	223	3967	50
1918 Aug	1	Premium & Disct	304	4219	60	1917 Dec	29	Prem & Disct	297	1000	00
				10187	10	1918 Aug	1	W W & Co	304	5219	60
										10187	10
				10187	10					10187	10

Union Tank Car Co Preferred Stock

1920 Feb	28	W. W & Co	321	6500	00	1922 June	8	W W & Co	347	6877	65
1922 Dec	31	P & L	353	377	65						
				6877	65					6877	65

American Power & Light Co Stock maine

1929 Dec	28	All Co - 50 sh	82	3762	00	1937 Dec	30	Sunds 50 shs	175	3762	00
1930 June	2	Stock Div 1 "	90	1	00		31	P & L 9 "	176	9	00
								Bal 1322.18 - 150 shs		3771	00
Dec	1	" " 6 "	96	6	00						
				3769							
1931 June	1	" " 1 "	106	1	00						
Dec	14	2d Cat 50 "	112	726	00						
	1	Stock Div 1 "	"	1	00						
				4497	00						
1937 Oct	23	2d Cat 100 "	172	596	18						
				5093	18						

Nov 27th 1912 Charged by Executors 1,222.20

Southern Railway Co Preferred Stock

1912 Dec	2	Inheritances 15 shs	236	1500	00	1923 Jan	22	W. W & Co	354	1009	65
						June	1	Sunds	358	490	35
				1500	00					1500	00

Timpkin Roller Bearing Co Stock

1929 Dec	28	All Nat Co 50 sh	82	3762	00	1934 Nov	19	Inner T	143	7474	15
1931 Nov	6	2d Cat 50 "	111	1162	50						
				4924	50						
1933 June	5	" 50 "	128	1319	75						
				6244	25						
Nov	2	" 50 "	133	1229	90						
				7474	15						
				7474	15					7474	15

American Exchange Irving Trust Co Stock
Succeessor to

American Exchange Pacific National Bank Stock
of New York

Cost 1,838.84

1912	Dec	2	Subscription	236	80000	1914	Jan	15	P & L	257	22425
1914	June	15	N. W. & Co	257	42425	1920	Feb	28	A. E. N. B.	321	100000
1920	Feb	28	A.E. N.B. Stock	321	100000	1925	July	24	P & D	20	30000
1925	July	24	W. W. & Co	20	60000	1926	Dec	15	Am Ex Irving T Co	34	130000
1926	Dec	15	Am Ex Pac Nat Bk Warrants &	34	17333	1927	Dec	26	P & D	46	14900
1927	Jan	6	W. W. & Co	36	21567	1928	Apl	3	2nd Instl	49	77852
1928	Apl	3	Surplus	49	59858						
					107853						107853

18 Shares Cost 3078.76 Sold for 7,785.28 Profit was 4706.52

Kroger Grocery & Baking Co Stock

1930 Apl	23	All Co	100 sh	87	381700	1934	Nov	19	Irving T	202 sh	142	662575
June	2	Stock Div	1 for	90	100							
Sept	2	"	1 "	92	100							
1933 Sept	12	2nd Instl	100 "	130	280675							
					662575							662575

Fourth National Bank Stock
of New York

1912	Dec	2	Subscription	236	120000	1914	May	7	W. W. & Co	256	39975
1914	May	25	P & L	237	119975			25	"	257	200000
					239975						239975

American Exchange Securities Corp Class A Preferred Stock

1919 Nov	24	W. W. & Co	317	80026	1920	Sept	30	Prem & Distrib	328	80026
Dec	15	"	318	770000	1924	Jan	9	W. W. & Co	5	90968
1924 Nov	1	Prem & Dist	14	80026						
	1	P & L	"	2942						
				98994						98994

Irving Trust Co Stock

1933 Dec	15	Subscription	134	63000	1934	Nov	19	Irving T	142	63000

The Bank of New York National Banking Association Stock

1912	Dec	2	Subscriptions		236	500 00	1927	Oct	5	Sundries	349	1000 00
1914	June	22	W. W. & Co		258	500 00						

Dec 2 1912 – 2025.00 = 500 shs
June 22 1914 – 1905.63 = 500 "
Oct 17 1927 – 224.00 = 50 "
Total Stock 1300 shs

Bank of New York and Trust Co Stock

1927	Oct	5	Sundries 13 shares		349	1474 60	1923	Dec	31	Prem & Divid	3	174 00
	Nov	1	P & L		14	2854 63	1924	May	7	2nd Call	6	6434 48 / 6608 48
		"	P & L		"	2279 85						
						6608 48						6608 48

S. S. Kresge Co Stock

1930	Apl	28	Allot 100 shs		87	3217 00	1934	Nov	19	Mgr T 100 sh	142	3217 00

The First National Bank of Cincinnati Stock

1912	Dec	14	Subscriptions 130 sh		237	1300 00	1916	Dec	2	P & L	282	2310 00
1916	Dec	2	C.T.&S.D. Stock 211 sh		281	4410 00 / 5710	1920	July	25	C.T.Co	326	6289 32 / 8399 32
1920	Sept	30	Prem & Divid		328	1300 00		"	"	P & L	328	7206 8
		"	" "		"	2310 00 / 9320 00						
						9320 00						9320 00

American Tobacco Co Dividend Certificates

1920	Sept	30	Dividends		327	57 00	1923	Feb	28	A.T.Co B Stock	355	171 00
	Dec	23	"		331	57 00 / 114						
1921	Mar	31	"		335	57 00 / 171						

International Nickel Co of Canada Stock

1930	Sept	24	Allot	100	93	2314 00	1934	Nov	19	Prem-T 300 sh	142	5541 40
	Oct	10	"	100	94	1714 50 / 2928 50						
1933	Nov	2	2nd Call	100	133	1912 90 / 5841 40						
						5841 40						5841 40

The F. W. Woolworth Co Common Stock

1915	Dec	1	W. W. & Co 50 shs	272	5662	50	1916	Nov	2	P & L @ 13.25	282	662	50
1920	June	5	Stock Dividend 15 "	324	1500	00	1924	Sept	19	Woolworth Stock	11	6500	00
1924	Sept	19	260 shares ($25) Woolworth Stock	11	6500	00	1925	Apl	13	Sundries 100 shares	18	11900	00
1925	Apl	13	P & D	18	9400	00		Oct	31	Cost 1306.77 W W & Co 60 "	22	19062 / 12761	50 / 40
	Nov	21	160 shares ($25) P & L	23	23062 / 11454	50 / 67		Nov	21	P & D	23	31823 / 193	90 / 27
1927	Feb	1	50 sh Stock Dividend	37	34517 / 1250	17 / 00	1928	June	21	100 sh Advancements	52	32017 / 17.950	17 / 00
1928	June	21	P & D	53	15450	00	1928	June	24	F. W. W Stock	70	49967 / 1250	17 / 00
1929	June	24	F. W. W Stock	70	57217 / 1250	17 / 00	1929	Nov	25	Irre Trusts	79	9500	00
	Nov	25	P & D	80	8250	00						60717	17
					60717	17						60717	17

150 shares 2177.88

100 shares 1451.92

$25 par 50 shares cost 725.96

Exchange 50 for 125 of $10 par

American Tobacco Co Stock - Common.

1915	Dec	1	W. W. & Co 20 shs	272	4562	50	1916	Dec	30	P & L	285	807	07
		31	" 20 "	274	4140	00	1917	Dec	29	Prem & Disct	297	4000	00
		"	Prem & Disct	298	8702 / 1045	50 / 57	1919	Oct	23	W. W. & Co	317	12310	40
1919	Oct	31	P & L	317	8807 / 3607	07 / 90							
		"	P & D	"	4702	50							
					17117	47						17117	47

American Tobacco Co Script

1918	Mar	2	Dividends	300	200	00	1920	June	17	Am Tob B Stock	324	1222	00
	June	6	"	302	200	00				11 x 110 = 1210			
	Sept	3	"	305	200	00				Cost 1200 = 1200 / 10 22 / 1210 Cost 1222			
	Dec	31	"	308	200	00							
1919	Mar	31	"	311	800 / 200	00							
	June	2	"	313	200	00							
1920	June	5	W W & Co $10	324	22	00							
					1222	00						1222	00

See p 275

Liggett & Meyers Tobacco Co Com Stock ~~& B Stock~~

1915 Dec	31	W. W & Co 30 shs	274	7477	50	1916 Nov	2	P&L	282	4477	50
1920 Feb	25	" 10	321	1000	00	1920 Sept	30	Prem & Disct	328	300	00
	"	RRW Rights	"	160	00	Dec	23	L & M. B. Stock	331	2000	00
										6777	50
May	17	A. N. B 10	323	1000	00	1924 Sept	19	L & M Tob Stock	11	3000	00
								Bal 3000		9777	50
	"	RRW Rights	"	140	00	1930 Jan	8	Inv Trust	83	11640	00
		120 shares (#25)		9777	50					21417	50
1924 Sept	19	L & M Tob Co Stock	11	3000	00						
				12777	50						
1930 Jan	6	P & D	83	8640	00						
				21417	50						
				21417	50					21417	50

Liggett & Meyers Class B Stock

1920 Dec	23	L & M Tob. Co Stock	331	2000	00	1924 Mar	1	Taxes	4		20
1924 Mar	1	Sundry 60 x 25 = 1500	4	1760	20	" Sept	19	L & M Tob Co Stock	11	2000	00
		80 shares (#25)									
" Sept	19	L & M B Stock	11	2000	00	" Nov	1	Prem & Disct	14	260	00
		140 shares = 2500		5760	20					2260	20
1925 Mar	19	4 Ave Cert 65 = 1625	17	1625	00	1926 June	18	W W & Co	30	12	50
		205		7385	20					2272	70
1926 Mar	1	Stock Dividends 32½	28	812	50			Balance to p 291		6817	50
				8197	70						
1927 Mar	1	" " 35 17½	37	892	50			6817 50			
		272									
				9090	20					9090	20

Lot #3 Block #914

1916 Sept	2	A. N.B.	279	1500	00	1920 Jan	5	Sundries	320	1700	00
1917 June	2		290	190	47	Dec	23	P&L			
Dec	23	P&L	331	9	53						
				1700	00					1700	00

American Tobacco Co Common Class B Stock

1920 June	17	Am Tob Scrip 11 shares	324	1222	00	1920 Aug	28	RRW ¼ share	326	27	80
Aug	28	Dividends 8¼	326	827	80	Sept	30	Prem & Disct	328	122	00
		19		2049	80	Bal 2414.75				149	80
1923 Mar	1	Sundry 4 shares	355	514	75	1923 Dec	31	" "	3	114	75
		23		2564	55					264	55
1925 Apl	16	A.T.Co B Stock 46 shs	17	2300	00	1925 Apl	16	A.T.Co B. Stock	17	2300	00
				4864	55					2564	55
1928 Nov	23	P&L	58	5963	58	1928 Nov	23	W. W & Co	58	8263	58
				10828	13					10828	13
				10828	13					10828	13
1933 Aug	23	Inheritance 25 shs	131	1625	00	1934 Nov	19	Inv T 25 shs	142	1625	00

Standard Oil Co, Kentucky, Stock

1917	May	31	White W & Co 15 shs	289	5.082 50	1917	Dec	29	Prem. Disct	297	12500 00
	July	2	" " 15 "	291	5407 50	1922	Apl	13	Standard Oil Ky Stock	345	5000 00
	Nov	2	" " 20 "	296	6904 57	1923	Dec	31	Prem & Disct	3	3326 25
		"	Stand Subs	"	105 43	1924	Nov	1	" "	14	5760 00
1922	Apl	13	Sundries	345	5030 42	1928	Nov	23	W. W & Co 72 sh	58	12.575 28
		21	Stock Dividends	346	1676 80	1929	Jan		Stand Ky old 50 sh	62	1250 00
	May	11	C. T. Co	"	1676 80			17	Sundries		13992 39
	Dec	30	Stock Dividends	352	5589 35				Balance to p 293		22830 00
1923	June	11	W. W & Co 20 x 25	358	1838 00						
	Oct	6	" 30 x 25	1	2738 25						
1924	Aug	1	Inheritance 72 x 25	9	1800 00						
	Oct	3	"	13	5760 00						
1928	Nov	23	Sundries	58	10775 28						
1929	Jan		Stand Ky 125 shs	62	1250 00						
			Stock Disc 761 "	"	7610 00						
	Jan	17	Stand Ky 1397 "	"	13970 00						
	Mar	30	P & L	63	19 02						
					77233 92						77233 92

Home & Savings Building Association Stock

1919	June	30	C. T. Co Sold	313	2020 00	1920	Sept	30	Prem & Disct	328	52 00
	Oct	31	A. W. B Sold	316	2020 00	1922	Dec	31	" "	353	20 00
1920	Jan	5	Lot 3 Blk 914 Sold	320	1200 00	1923	Dec	31	" "	3	20 00
		27	A. W. B Sold	"	12 00	1924	Nov	1	" "	14	8 00
1922	May	15	" Sold	347	2020 00	1925	Nov	20	" "	23	50 00
1923	Apl	30	" Sold	358	2020 00	1926	Dec	15	" "	34	50 00
1924	Jan	2	" Sold	4	808 00	1927	May	6	" "	39	100 00
1925	Nov	6	" Sold 24½ Lane ½ Sold	23	5050 00	1931	Jany	12	Sundries	100	12,200 00
1926	Jan	2	" & W & Co Sold	27	5050 00			29	Savings Acct	"	2800 00
1927	Apl	1	Sundries Post bal 1931 1933	37	10.600 00		Sept	22	Cas Realtor Stock	109	3800 00
1932	Jan	27	H & S Stock	125	2200 00	1932	Jan	8	B R	115	4000 00
1933	July	13	Inherit 37½ shs	131	3750 00			27	H & S Stock	125	2200 00
1935	Jan	2	Dividends 12 " Sold	146	1560 00	1933	May	5	B. R	128	1400 00
		"	" 6/10 " Sold	"	78 00		Dec	26	"	135	2500 00
					37888 00	1934	July	1	Sundries	139	2400 00
						1935	Feb	25	2d Nat	146	1560 00
							Apl	11	Divide	147	78 00
					37888 00				To p 304		4650 00
											37888 00

Standard Oil Co Ohio Preferred Stock

1920 Feb	28	W. W & Co 5 shares	321	500 00	1921 July	31	W. W & Co 5 shares	338	542 80
Dec	31	P & L	343	42 80					

...d Oil Co, Ohio. Common Stock

				...7 50	1922 Dec	12	Prem & Disct	352	500 00
				...0 00	1924 Nov	1	" "	14	997 50
				...00 00	1927 Apl	9	Stand O Stock	38	1000 00
				...7 50	May	6	Sunds	39	3200 00
									5697 50
				...7 50					5697 50

... Live Co Stock

				...0 00	1920 Sept	30	Prem & Disct	328	4770 00
				...0 00	1921 Dec	31	" "	343	182 20
									4952 20
				...2 00	1924 Nov	1	" "	14	1040 00
									5992 20
				...20		"	" "	"	604 00
				...2 20					6596 20
				...0 00	1925 Nov	24	" "	23	1327 50
				...2 20					7923 70
				...4 00	1927 Sept	29	W. W & Co 50 shares	43	4587 00
				29556 20					
Aug	2	Inheritances 40 S @125	9	4000 00	Oct	8	" 40 "	44	3669 60
Oct	3	"	13	1040 00			P & L	"	3714 90
				34,596 20					19,895 20
1925 Oct	19	W. W & Co 30 S	22	4327 50	1928 Sept	12	Sunds	55	30,000 00
				38923 70					49895 20
1927 Mar	21	"	38	2796 00	1930 Apl	16	All Co	87	8763 80
" Apl	6 30	"	39	4570 00	"	"	P & L	"	3896 70
				46289 70					62555 70
" Oct	8	P & D 1040.00 604. 1327.50	44	2971 50	1932 Feb	2	FTC	116	4400 00
				49261 20					
1928 Sept	12	Sunds 300.	55	15000 00	June	17	2nd Nat	118	550 00
				64261 20					67505 70
Dec	24	S A H N B 50.	60	3360 75	Dec	17	" "		550 00
				67621 95			Bal 5500		68055 70
1929 Jan	26	A U Co 30.	63	1933 75	1935 May	24	" " 5611	149	1028 00
				69555 70			Bal 4583.00		69083 70
Apl	16	P & D	87	4000 00	Sept	19	Sunds 2nd Nat	153	1015 15
				73555 70					
1933 Dec	18	Inheritances 37	134	111 00		"	Profit & Loss	"	8520 05
1935 Sept	19	Prem & Disct 4770.00 182.20	153	74952 20					78618 90
				78618 90					78618 90

DEPOSITED IN THE
SECOND NATIONAL BANK
OF ASHLAND, KENTUCKY
BY
Moore Realty Co
193
LIST EACH CHECK SEPARATELY
DOLLARS CENTS
CURRENCY
SILVER
CHECKS ON
Total $ 250 00
DUPLICATE
28
SEE THAT ALL CHECKS AND DRAFTS ARE ENDORSED
THE GAST BANK NOTE CO. ST. LOUIS, MO.

Standard Oil Co Ohio Preferred Stock

1920 Feb	28	W. M. & Co 5 shares	321	500 00	1921 July	31	W. M. & Co 5 shares	338	542 80
Dec	31	P & L	343	42 80					

Standard Oil Co, Ohio. Common Stock

1922 Dec	12	Srundries 10 shares	352	2497 50	1922 Dec	12	Prem & Discs	352	500 00
1927 Apl	9	Stand O Stock 40 shares 25	38	1000 00	1924 Nov	1	" "	14	997 50
May	6	P & D	39	2200 00 5697 50	1927 Apl	9	Stand O Stock	38	1000 00
					May	6	Sundries	39	3200 00 5697 50
				5697 50					5697 50

Cumberland Pipe Line Co Stock

1920 Dec	24	W. M. & Co 50 shares	322	7510 00	1920 Sept	30	Prem & Disct	328	477 00
Sept	20	" 50 "	327	7260 00 147 70	1921 Dec	31	" "	343	182 20 4952 20
1921 July	31	" 10 "	338	1182 00	1924 Nov	1	" "	14	1040 00 5992 20
Sept	15	"	340	20 15952 20			" " "	"	604 00 6596 20
1922 Dec	30	Stock Dividends	352	11000 00 26952 20	1925 Mch	24	" "	23	1327 50 7923 70
1924 Apl	19	W. M. & Co 20 S 5 @ 125	5	2604 00 29556 20	1927 Sept	29	W. M. & Co 50 shs	43	4587 00
Aug	2	Inheritances 40 S	9	4000 00	Oct	8	" 40 "	44	3669 60
Oct	3	"	13	1040 00 34596 20			P & L	"	3714 90 19895 20
1925 Oct	19	W. M. & Co 30 S	22	4327 50 38923 70	1928 Sept	12	Sundry	55	30.000 00 49895 20
1927 Mar	21	"	38	2796 00	1930 Apl	16	All Co	87	8763 80
" Apl	30	" 1040.00 604.	39	4570 00 46289 70	"	"	P & L	"	3896 70 62555 70
" Oct	8	P & D 1327.50	44	2971 50 49261 20	1932 Feb	2	F T Co	116	4400 00
1928 Sept	12	Sundry 300.	55	15000 00 64261 20	June	17	2nd Inst	118	550 00 67505 70
Dec	24	S A & K B Co.	60	3360 75 67671 95	Dec	17	" " Inst 5500 " 5811		550 00 68055 70
1929 Jan	26	A & Co 30.	63	1933 75 69555 70	1935 May	24	" 1928 4583.00	149	1028 00 69083 70
Apl	16	P & D	87	4000 00 73555 70	Sept	19	Sundry 2nd Inst	153	1015 15
1933 Dec	18	Inheritances 37	134	111 00			" Profit & Loss	"	5520 05 78618 90
1935 Sept	19	Retirements 4770.00 182.20	153	74952 20					
				78618 90					78618 90

DEPOSITED IN THE

SECOND NATIONAL BANK

OF ASHLAND, KENTUCKY

BY

Meana Realty Co

Aug 5 1934

LIST EACH CHECK SEPARATELY

	DOLLARS	CENTS
CURRENCY		
SILVER		
CHECKS ON		
Cincinnati	250	00
28		
DUPLICATE		
Total $	250	00

SEE THAT ALL CHECKS AND DRAFTS ARE ENDORSED

THE GAST BANK NOTE CO. ST. LOUIS, MO.

Loose Item

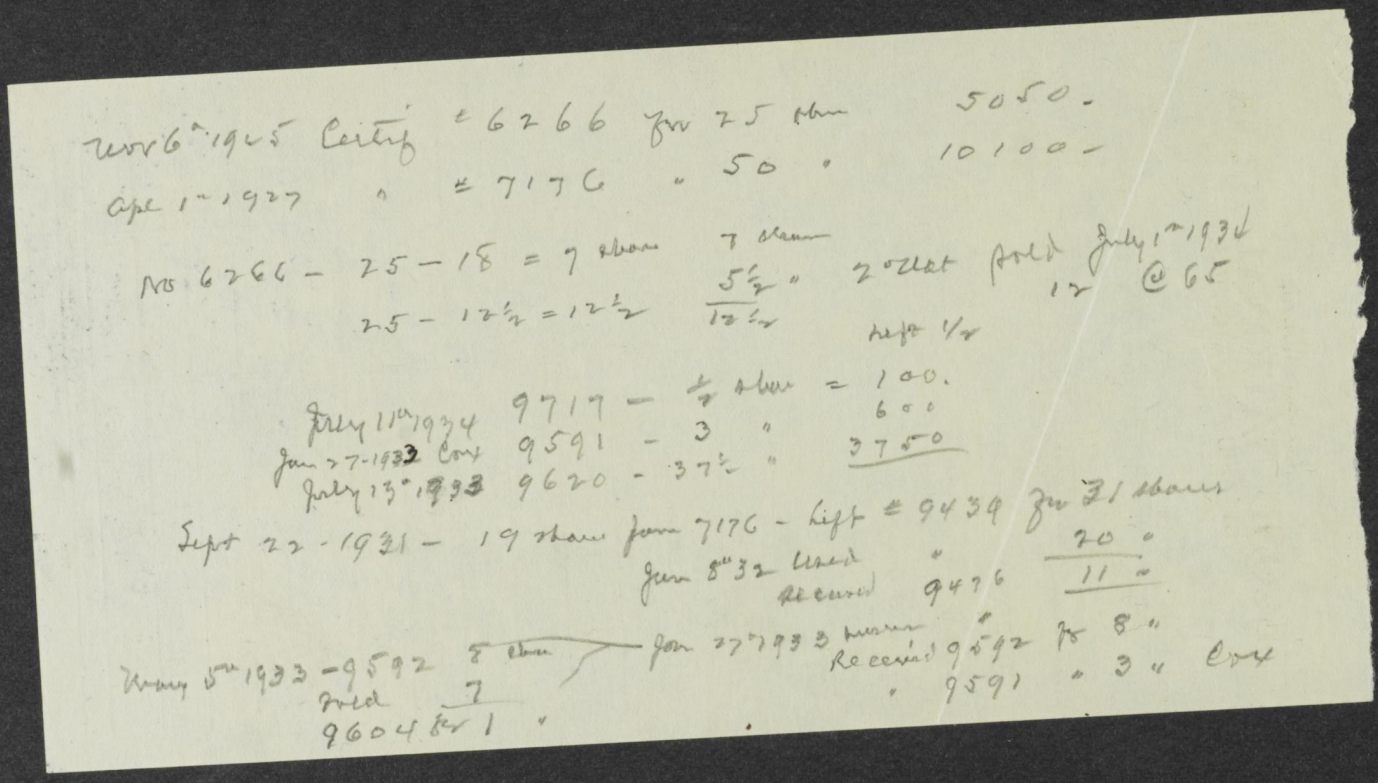

Nov 6th 1925 Certif # 6266 for 25 shares 5050.
Apl 1st 1927 " # 7176 " 50 " 10100.

No 6266 – 25 – 18 = 7 shares 7 shares
25 – 12½ = 12½ 5½ " 2 Stat fold July 1st 1934
12½ 12 @ 65
left ½

July 11th 1934 9717 – ½ share = 100.
Jan 27 1933 Cox 9591 – 3 " 600
July 13th 1933 9620 – 37½ " 3750

Sept 22 – 1931 – 19 shares from 7176 – left # 9439 for 31 shares
Jan 8th 32 Used " 20 "
Received 9476 11 "

Mar 5th 1933 – 9592 8 shares — Jan 27th 1933 [illegible] Received 9592 for 8 "
Sold 7 " 9591 " 3 " Cox
9604 for 1 "

Loose Item

Consolidated Oil Corp. Stock

Sinclair Consolidated Oil Corp Stock

1920 May	11	W. W & Co UST 100 shares	323	3515	00	1923 Apl	16	W W & Co	356	7	81
Aug	28	Stock Dividends 2 "	326	60	00	1929 Nov	25	Irve Trusts 300	79	10600	00
Oct	31	" " 2 4/100 "	328	63	24	1930 Apl	25	H W W Advn	85	2642	42
				3638	24						
1921 Jan	15	Stock " 2 8/100	334	49	40	"	"	J R W Advn	86	2642	42
										15892	65
Apl	26	C. T. Co 100 "	336	2752	50			Balance		260	36
	15	Stock Dividends 2 12/100	337	53	00			Bal 8 shares 260.36			
		208		6493	14						
1925 Dec	7	W W & Co UST 300 "	24	6300	00						
				12793	14						
1929 Nov	14	All Co 100 "	77	2314	50						
	25	P & D	79	1045	37						
				16153	01						
1930 Apl	25	Bal 8 sh.		260	36	1932 Apl	18	Sin C. O Corp Stock	116	260	36
1932 Apl	18	Cons Oil	116	260	36	1934 Nov	19	Irve T 100 sh	142	848	25
								Bal 3513.17		1108	61
1934 Sep	10	2nd Nat 100 sh	139	848	25						
1935 May	18	" " 100 "	149	1013	75						
				2382	72						
1936 Oct	31	" " 100 "	162	1376	00						
				3758	72						
1938 Dec	14	" " 100 "	183	863	06						
				4621	78						

100 sh
8 "
100

Item May 11th 1920 3515.00
Stock Divid 0
100 = 3254.64 3515
8 = 260.36

Superior Oil Corporation Stock

1920 June	22	W. W & Co 100 shares	325	1900	00	1921 Apl	18	S.O.C Stock	336	5100	00
Oct	27	" 100 "	329	1800	00	1925 Dec	29	W W & Co	25	865	50
Dec	23	" 100 "	331	1400	00		29	P & L	"	4234	50
				5100						10200	00
1921 Apl	18	S.O.C. Stock 300 shares	336	5100	00	1930 Apl	24	S O Corp Stock Exc	88	120	00
				10200	00					10320	00
1924 Aug	1	2nd Natl 40 Sh	10	120	00	1936 Dec	3	Sunds	163	634	50
								Bal 751.75		10954	50
1929 Dec	28	All Co 100 Sold 13 1/3	81	634	50	1937 July	10	2nd Natl 1/3 sh	169	1	42
1930 Apl	24	S.O. Corp Stock Exc 1 R 3/3	88	120	00		"	P & L	"	1	58
				11074	50			Bal 748.75		10957	50
1934 Sep	11	2nd Nat 300 "	140	631	75						
				11706	25						

Superior Oil Corporation 5 year 7% Bonds

1924 Mar	31	W W & Co & P & D	5	400	00	1927 Feb	7	2nd Natl Bk	36	400	00

Parsons - Faulkner Co
C. H. Parsons Co Stock Common

1920	Sept	4	C. T. Co	5 shares	327	500 00	1920 Sept	30	Prem + Distrib	325	250
			Expenses	"		250	1939 Mar	9	P. F. Co Pfd	190	500 00
						502 50					502 50

Parsons - Faulkner Co 6%
C. H. Parsons Co 8% Preferred Stock

1921	Sept	17	C. T. Co	10 shares	341	1000 00	1934 June	1	C H P Stock 10 sh	136	1000 00
1934	June	1	C H P Co	10 "	136	100000					
1939	Mar	9	C H P Co Com	5 "	190	500 00					

Republic Iron + Steel Co Common Stock

1920	Dec	23	W W + Co	100 shares	331	5565 00	1925	Dec	9	W. W + Co	25	5978 50
			Due	413.50								
		9	P + L		25	413 50						
						5978 50					5978 50

Paducah Water Works Co 6% Pfd Stock

1928	Jany	3	Seconds		52	5000 00	1929	Dec	14	P + D	80	87 50
	Dec	28	"		59	5087 50	1931	Feb	14	All Co	101	10000 00
						10087 50						10087 50

Standard Oil Co (Indiana) Stock

Shares $25.00

See also Standard Subsidiaries

1920	Dec	18	Stock Dividend	30	332	750 00	1922	Dec	31	Prem & Disct	353	2000 00
1921	Jan	27	Standard Subsid.	20	334	2521 00	1923	Dec	31	" "	3	21 00
			Par $1250 = 50 x $25 Shares			3271 00						
1922	Dec	28	Stock Dividend	50	352	1250 00	1928	Jan	21	Advancements	52	7350 00
						4521						9371
1928	June	21	P & D		53	4850 00						
						9371						
						9371 00						9371 00

South Penn Oil Co Stock

1924	Nov	1	Stand Subs $100 each 5 Nabisco		14	1026 00	1926	Mar	16	South Penn Stock	28	500 00
1926	Mar	16	South Penn Stock $25 each 20 Shares		28	500 00	1930	Jan	8	Inv Trusts	83	1200 00
												1700 00
1929	Feb	1	Stock Divid		63	250 00		"		P & D	"	76 00
						1776						
						1776 00						1776 00

International Harvester Co. Com. Stock

1921	Jan	25	Balance pump	257 - 75 48/100 shares		7548 00	1928	Sept	14	Int Hav Stock	55	162 00
		29	A.N.B	52/100 "	335	49 40		Nov	1	Savings Acct	56	8603 37
				76		7597 40						
	July	28	Sundries	2 "	338	186 56			1	Am B	57	196 24
				78		7783 96						8961 61
1922	Feb	3	"	2 "	344	192 08			27	Ash Natt Co	59	24903 66
				80		7976 04						33865 27
1922	July	25	"	2 "	348	204 80						
						8180 84						
1923	Jan	25	Stock Dividend	1 32/50 "	355	164 00						
	Apl	23	A.N.B	18/50 "	356	32 04						
				84 "		8376 88						
1927	Jan	25	Stock Divid	3 18/50 "	37	336 00						
	Apl	6	A.N.B	32/50 "	38	99 84						
				88 "		8812 72						
	July	25	Stock Divid	1 38/50 "	43	176 00						
	Oct	3	A.N.B	12/50 "	44	54 00						
						9042 72						
1928	Jan	25	Stock Divids	1 40/50	48	180 00						
				90		9222 72						
	July	25	" "	1 41/50	54	182 00						
				93 3/50		9404 72						
	Sept	14	Int H Stock		55	162 00						
				93 21/50		9566 72						
	Nov	1	P & L		57	5992 89						
						15559 61						
		27	"		59	18305 66						
						33865 27						
						33865 27						33865 27

Ashland General Hospital & Grounwood-Stephenson Clinic 8% Pfd Stock

1921	Jan	19	A. N. B		334	200 00	1926	May	3	P & L	29	200 00

Ashland Refining Co Pfd Stock

1926	May	11	Sundry		29	10200 00	1926	May	11	Prem & Dist	29	200 00
1929	Sept	11	ARCo Pfd	100	72	10000 00	1929	Sept	11	ARCo Pfd	72	10000 00
1933	July	17	Inherit	62	131	5530 00	1932	Apl	19	2nd Nat	117	5000 00
						25730				10530		15200
1935	May	24	P & L		149	6700 00	1935	May	24	2nd Nat	149	11200 00
						26400 00						26400 00

United States Rubber Co. Comm. Stock

1921	July	31	C.T.Co 4th	10 shares	339	539 00	1929	May	8	U.S. Rubber Co Stock Exc 20 shs	65	889 00
1929	Jan	7	Ash. Natl Co Exc 1938	10 "	62	350 00						
						889 00		Nov	12	ARCo	100 sh	80	2789 50
	May	8	U S Rubber Stock Exp 1938	20 "	65	889 00			"	P & L	"		2028 00
													5706 50
	Oct	24	All Co Sold	100 "	74	4817 50	1934	Oct	25	2nd Nat	100 sh	140	1591 96
	"	29	All Co Sold	100 "	"	3467 00			"	P & L	"		1875 04
	Nov	6	All Co Exc 1938	100 "	75	3129 50		Nov	19	U S R Co T	100 "	143	1914 00
						13192 00				Bal 5655.10			11087 50
1931	Nov	23	" VST	100 "	103	1914 00	1938	June	8	U S R Co Stock	80	179	1036 60
			Exc 1938			15106							
1935	Apl	18	2nd Nat Exc 1938	80 "	148	1036 60			13	"	20	"	889 00
						16142 60							
1935	June	13	U R Co Stock	200	179	5055 10			13	"	100	"	3129 50
										Bal 5055.10			

American Woolen Co Com Stock

1921 July	31	C.T.Co 10 shares	339	714	00	1928 Oct	29	A.H.B 10 shares	56	714	00

North American Refractories Co Securities

1929 May	20	Ash Fire Brick Co Stock	66	100,000	00	1929 May	25.31	Will & Means Adv Co	67	172,738	00
	24	Ash Natl Co	"	216	26	Oct	2	N A R Sec	73	2785	91
	31	" " "	67	2,344	01	1930 Apl	3	H E W Adv	85	1368	00
	25	Premiums & Discounts	68	72,521	74		"	J R W Adv	86	1368	00
										178259	91
June	18	Ash Nat Co	69	441	90			Balance		49	91
Oct	2	N A R Sec	73	2785	91						
				178309	82			49.91			
				178309	82					178309	82
1930 Apl	3	Balance 5 shares B	284	49	91	1934 Sept	19	Funds Adv Co	141	49	91
1933 Sept	5	Debt 30 Pfd 103 A 79 B	131	0	00						
		Bal 3 sh A Stock		0	00						

American Sugar Refining Co Com. Stock

1921 July	31	C T Co 10 shares	339	686	50	1925 Sept	14	W W & Co	21	677	60
						Nov	24	P & L	23	8	90
				686	50					686	50

American Building Assn Stock

1926 Apl	5	Ash Natl	28	3600	00	1929 Dec	4	All Co	80	3600	00

Leonard Oil Development Co Stock

1929 Nov	6	All Co 100 sh	76	256	00	1939 Nov	7	Funds	189	1278	00
		400	"	1022	00						
				1278	00						
				1278	00					1278	00

North American Refractories Bonds

1933 Dec	18	Inheritances 5 m	134	1500	00	1935 Sept	19	Savings Acct 10 m	152	6527	94
1935 June	6	2nd Savings Dp 10	150	6527	94	1937 Jan	2	RR Mt 1	165	900	00
				8027	94			5		1500	00
1936 July	2	2nd Nat 2	160	1800	00	Nov	10	Gifts 1	173	900	00
" Oct	15	" 1	162	900	00	Bond # 1889		Bal 900.00			

Ohio Oil Co Stock

Shares $25-

400	1922 Feb	10	W. Va. Co	10 shares	344	2730 00	1922 Dec 31	Prem + Divid		353	1875 00
	"		Standard Sub.	15 "	"	3425 25	1924 Nov 1	" "		14	3655 25
						6155 25					5530 25
								Adjustments		52	6275 00
											11755 25
3800											11,755 25
5591											
8800											
8800										101	41634
9991										116	19630
											6 12 64
										142	146575
5882											207839
991											

Stock

7760										78	100000
8890											
6550											100000
100										83	100000 00
										83	3000
											16,03000
										165	22505 0
8800											
500											22505 0
7994											

"SERVICE WITH A SMILE"



OWNED AND OPERATED BY VALDOSTA PEOPLE

ZIMMERMAN LITHO. CO.

132 ROOMS - 132 BATHS

HOTEL DANIEL ASHLEY

HORACE CALDWELL
MANAGER

ELECTRIC FAN IN EVERY ROOM

VALDOSTA, GEORGIA

Ohio Oil Co Stock

Shares $25-

1922	Feb 10	W. Va. Co	10 shares	344	2730 00	1922 Dec 31	Prem + Divid	353	1875 00
	"	Standard Sub.	15 "	"	3425 25	1924 Nov 1	" "	14	3655 25
	Dec 30	Stock Divid	75 "	352	1875 00	1925 Jan 21	Advancements	52	6275 00
1928	June 21	P + L		53	3725 00				
					11.755 25				11.755 25

Anaconda Copper Mining Co Stock

1929						1931			
Nov	6	Allo	100 sh	76	9024 50	Feb 16	Prem + Divs	101	4163 4
1930									
May	5	"	50 "	88	2809 75	1932 "	" "	116	1963 0
Sept	25	"	50 "	93	2009 00	1934 Nov 19	Invest T 100	142	1465 75
1933							Bal 14 479.36		
June	16	2 for 1	100 "	129	1465 75				
1935									
Apl	15	" "	100 "	147	1588 75				

Ashland Loan + Building Assn. Stock

1922	Feb 21	C T Co	10 shares	344	900 00	1929	Nov 15	Saving Acct	78	1000 00
1929	Nov 14	P + L		78	100 00				
					1000 00				1000 00

Lambert Co Stock

1929						1930			
Nov	6	Allo	100 sh	76	10.030 00	Jan 8	Invest Trusts	83	10000 00
						"	P + L	83	30 00
					10.030 00				10.030 00
1930						1937			
Sept	24	Allo	10 sh	93	903 50	Feb 5	Sundries	165	2250 50
1931									
May	26	"	10 "	106	653 50				
Sept	10	"	10 "	109	693 50				
					2250 50				2250 50

"SERVICE WITH A SMILE"

ZIMMERMAN LITHO. CINCO.



OWNED AND OPERATED BY VALDOSTA PEOPLE

132 ROOMS - 132 BATHS

HOTEL DANIEL ASHLEY

HORACE CALDWELL
MANAGER

ELECTRIC FAN IN EVERY ROOM

VALDOSTA, GEORGIA

Loose Item

Divid No	Anaconda	From Per Share Earnings	From Depletion Reserve	Total Per share
1930 106	Feb 17 1930	1.5314	$0.2186	1.75
107	May 19 "	.0703	1.6797	1.75
108	Aug 18 "	.1045	.7705	875
109	Nov 17 "	.0703	.5547	625
		1.7765	3.2235	

		Earned	Depletion Reserve	Total
1930 106	on 100 shares	153.14	21.86	175.00
107	" 100 "	7.03	167.97	175.00
108	" 150 "	15.68	115.57	131.25
109	" 200 "	14.06	110.94	125.00
		189.91	416.34	606.25

Feb 1931 — Page Journal 101 —
Premiums & Discounts 10
Anaconda Copper Mn Cr Stock

		#326622 Nov 19th 1929 deduct dividends from depletion reserve	322.35
1931	7705	F 493512 dated May 22nd 1930	66.26
	5547		
	13254		
	66.26		
	55.47	F 516964 Sept 29th 1930	27.73
	27.73		416.34

Deducted from dividends in return —

Feb 1932 Journal P116 —		#326622 — Nov 19th 1929 — deduct	98.15
1932	Deduct from Cost	# F 493512 — May 22nd 1930	49.08
		# F 516964 Sept 29th "	49.07
			196.30



Loose Item

Third National Bank Stock

Ashland Ky

1923							1923				
Feb	18	Bills Payable 10 shares	354	1350	00		Dec	31	Prem + Disct	3	350 00
1931 May	26	P + D	106	300	00		1931 May	21	All Cr	106	1300 00
				1650	00						1650 00

Armstrong Cork Co Stock

1930 Dec	9	all Cr 50 Sh	97	1358	50		1934 Nov	19	Divs T	142	2789 75
1931 May	16	" 50 "	105	807	25						
				1965	75						
1933 June	3	2nd Dist 50 "	128	624	00						
				2789	75						
				2789	75						2789 75

American Rolling Mill Co Stock Common

See p 5

1923		492 Shares per share $43.2335					1924				
June	6	A.R.M. Co Stock	359	12050	00		June	26	A+C.T.Co	8	3566 58
1924 July	15	Stock Div	8	500	00		Sept	19	Sundries	11	5618 00
											9184 58
Aug	2	Inheritances	9	2150	00		1925 Dec	10	"	24	5600 00
											14784 58
Oct	3	"	13	1548	00		1926 May	25	2nd Dist	29	4824 50
				16348	00						
Nov	4	Prem + Disct	15	2936	58		June	15	"	30	4949 50
				19284	58						24558 58
1925 July	15	Stock Divid	21	500	00						
Oct	10	Inheritance	21	100	00						
				19784	58						
1926 June	15	Sundry	30	4774	00						
				24558	58						
				24558	58						24558 58
1933 Sept	14	Inherit 374 sh	132	3366	00		1934 Nov	19	Divs T 300 sh	142	2700 00
1935 May	2	2nd Dist 26 "	148	473	06		1935 Oct	22	" 100 "	154	1139 06
				3839	06						
				3839	06						3839 06

Kentucky Securities Corp 6% Pfd Stock

1924 Mar	31	4th & Cent Trust Co	5	687 50	1925 Sept	14	W. W & Co	21	707 60
Nov	24	P & L	23	20 10					
				707 60					707 60

Citizens Realty Co 7% Pref Stock

1926 Sept	18	Sundries	32	10.000 00	1930 Jan	3	Bills Rec	85	10000 00

American Utilities and General B Stock

1930 June	20	All Co 100 Sh	90	908 50	1935 Sept	11	Reserves	152	2178 00
Oct	23	" 100 "	95	508 50					
				1417 00					
1931 Mar	3	" 200 "	102	761 00					
				2178 00					
				2178 00					2178 00

Kentucky Utilities Co 6% Preferred Stock

1924 Mar	31	4th & Cent Trust Co 10	5	915 00	1930 Oct	18	All Co 50 Sh	94	5071 00
June	20	W W & Co 10	8	892 00	Dec	19	" 25 "	97	2447 50
							Bal 25 cost 5527.95		7518 50
Sept	19	" 25 Gold 30	12	2674 50			6964.60		
				4481 50					
1925 May	21	" Gold 50	19	4650 00					
				9131 50			16983.10		
1930 Dec		P & L	98	639 75	Bal 150		7518.50		
				9771 25			9464 60		
1932 Oct	8	2nd Hab 50	120	3275 20					
	13	" 20		13046 45					
1933 Feb	27	" 5	125	1150 20					
Sept	8	Labor 50	132	286 45					
				2500 00					
				16983 10					

Kentucky Utilities Co 7% Junior Pfd Stock

1925 May	21	W W & Co 50.	19	2500 00	1927 Nov	21	P & D	23	100 00
	25	" 50.	"	2500 00	1931 July	6	All Co 4 Sh	107	202 40
							Bal 12009.00		302 40
Nov	7	" 100	23	5100 00					
				10100					
1931 Mar	17	All Co 40	102	2009 00					
May	16	" 4	105	202 40					
				12311 40					

Louisville Trust Co Trustees Participation Certificates
Interim Receipts

National Bank of Kentucky Stock

Louisville Trust Co

1924	Apl	26	4½ Cent Trust Co	10 shs	5	3160 00		1924	Nov	1	Prem + Dist	14	6595 00	
	June	25	2nd Mtge	10 "	7	3160 00		1925	Nov	30	" "	24	2460 00	
	Oct	3	"	10 "	13	3275 00		1927	Oct	1	L T Co T + P Certs	45	6400 00	
1925	Apl	16	N. K. B.	10 "	18	3460 00					Balance		6400 00	
1927	June	24	Stock Divd	24 "	41	2400 00								
"	Oct	1	Natl Bk Ky	64 "	45	6400 00					See fo 39			
													21855 00	
1927	Oct	1	Balance	Cost 13,055.00 64 shs		6400 00		1927	Dec	26	P + D	46	1490 40	
	Nov	9	AWB	6 "	45	2090 40		1929	May	1	N B K Stock	65	18750 62	
1928	Apl	18	2nd Nat	10 "	49	3260 00					" P + D	"	2260 22	
		27	"		50	22			Sept	16		73	18.405 62	
1929	May	1	Conv 13,055.00	640 shs	65	6400 00		1931	Jan	8	Banner Ky Stock	100	8000 00	
		"		60 "	"	2090 40								
		"		100 "	"	3260 22					Cost 18,405.62			
	Sept	16			73	18,405 62								
						41 906 86							41906 86	

Ashland Finance Corp 8% Pfd Stock

1924	Apl	15	AWB	10 shs	6	1000 00		1931	Mar	17	AWB	102	20000 00	
1928	June	29	"	10 "	51	900 00			Apl	15	"	103	10000 00	
	Aug	20	"	30 "	54	2700 00			May	15	"	105	10000 00	
1931	Feb	2	P + L		110	400 00			June	16	AWB	106	7500 00	
									July	2	"	107	2500 00	
						5000 00							50,000 00	

Ashland Finance Corp Com Stock

1924	Apl	15	AWB		6	1500 00		1931	Sept	15	AWB	109	10000	
1931	Dec	31	P + L		114	500			Oct	16	2nd Mtge	111	2500	
1932	Dec	31	"		124	3000			Nov	17	"	112	1500	
1933	July	3	"		130	50			Dec	11	"	113	1500	
								1932	Mar	5	"	115	2000	
									Nov	2	"	121	1000	
								1933	May	15	"	125	50	
						1855 50							1855 50	

Westinghouse Electric & Manfg Co Stock

1924 Jun 9		Balance pump 259		12364	72	1924 Nov	1	Prem & Disct	14	164	72
1925 Nov	24	P & L	23	1009	00	1925 Sept	14	W W & Co	21	3016	20
										3180	92
"	"	P & D	"	7	20	1928 June	21	Advancements	53	9225	00
				13380	92					12405	92
1928 June	21	P & D	53	4225	00	1929 Mar	25	Inc. Trusts	79	15327	00
				17605	92						
1929 Feb	4	W. W & Co	63	1365	00			6565			
				18970	92						
Mar	25	P & D	80	8762	00						
				27732	92					27732	92

Chrysler Corporation Stock

1929 Dec	12	All Co 100 sh	81	3619	00	1932 Sept	27	2 Hatt	120	2050	75
1930 Dec	10	" 100 " sold	97	1613	50	1934 Nov	19	Bal 3619.00 Inv T	142	3619	00
				5232	50						
1932 Sept	27	P & L	120	437	25						
				5669	75						
				5669	75					5669	75

Ail Corporation
Galena Signal Oil Co Stock

1924 Aug	1	Inheritances	9	1300	00	1924 Oct	3	Inheritances	13	585	00
Nov	1	Stand Subs	14	8757	32	1925 May	14	W. W & Co	18	705	44
				10057	32						
1927 Mar	31	W. W & Co	38	1037	75			P & L	19	956	
				11095	07					13000	00
1928 Sept	25	G. S O Co Stock	56	1037	75	1927 Oct	5	W W & Co 50 sh	43	368	00
1930 Apl	25	" "	88	1037	75		"	P & L	"	8389	32
										10057	32
						1928 Sept	25	G. S O Co Stock	56	1037	75
						1930 Apl	25	"	80	1037	75
						June	3	Inter State Nat Gas	90	1037	75
				13.170	57					13.170	57

Galena Signal Oil Co Preferred Stock

1924 Aug	1	Inheritances	9	200	00	1924 Nov	1	Prem & Disct	14	4	00
Oct	3	"	13	4	00	1925 May	20	W. W & Co	19	204	88
1925 May	20	P & L	20		88						
"	"	P & D	"	4	00						
				208	88					208	88
				208	88					208	88

Southern Securities Corporation Stock

1925 May	20	4th & C		19	5000 00	1927 Nov	5	Sunds	45	5000 00	

National Reserve Co Preferred Stock

1927 Nov	5	So Secur Stock		45	3333 33	1932 Dec	31	P & L	123	3333 00	

Louisville Gas & Electric Co (Ky) 6% Pfd Stock

1933 Sept	2	Interest	25 ch	132	2125 00						

Louisville Gas & Electric Co Class A Stock of Delaware

1925 June	16	4th & C	100.	20	2600 00	1934 Nov	19	Irrev T 1000	143	28552 00	
Oct	14	N W & Co	300.	45	8095 00 (10695)			Bal 34 - 1054			
1928 Jan	10	2nd Nat	400.	48	11635 00 (22330)						
1929	15	Sunds rights		62	4 00						
1929 Jan	"	Ash. Natl Co	134.	63	4154 00 (26488)						
Oct	29	" "	100 (1034)	75	3118 00 (29606)						

Corr 101.000.00 = 23.730.00
100.000.00 = 23.495.00

Ashland Fire Brick Co Stock

1926		From p 256			1927		1927 Reported profit 765.05		
Jan	12	Ash F B Stock	27	101.000 00	Apl	6	R. R. Ill	38	1000 00
					Apl 20 1929		North Am Ref Soc	66	100.000 00
				101000 00					101,000 00

Standard Oil Co (California) Stock

1929 Nov	6	All Co 100 sh	75	6521 00	1930 Jan	6	Inc. Trusts	83	6222 00
Dec	24	Stock Div 2 "	82	120 00		"	P & D.	"	419 00
				6641 00					6641 00

United Gas Corp 7% Pfd Stock

1931 June	15	All Co 30 sh	106	2317 50	1934 Nov	19	Inv. T	143	5953 00
July	23	" 20 "	108	1635 50					
				3953 00					

Liggett & Myers Tobacco Co B Stock

1927					1928				
Mar	1	Balance p 277		6817 50	June	21	Advancements 100 sh	52	8400 00
Apl	6	RR Ill	38	29 40	1929 Nov	25	Inc Trusts	78	15743 00
		273 Mar		6846 90					
1928 June	21	P & D	53	5900 00					
				12746 90					
1929 Nov	25	P & D	79	11396 10					
				24143 00					24143 00

United Gas & Corporation Co Stock

1929					1930				
Dec	12	All Co 100 sh	81	2215 50	Apl	14	U G Co Stock Exc	88	4230 00
	28	" 100 "	"	2014 50	June	12	U G Co " "	90	4230 00
				4230 00			Balance		4230 00
1930 Apl	14	U G Co Stock Exc	88	4230 00					
June	12	U G Corp Stock 300 sh	90	4230 00					
				12690 00					12690 00
1930									
June	12	Bal 300 sh		4230 00					
	28	All Co 100 "	91	1314 00					
				5544					
Nov	5	" 100 "	95	908 50					
				6452 50					
Dec	24	" 100 "	98	708 50					
				7161 00					
1931 Jany	3	2d Nat 100 "	178	442 97					
				7603 97					

Pledged Mar 28th 1932 - Certif 212 with J H Kitchen Pb. Union Realty Co

Second National Bank Stock

Ashland

1927	June	4	Bills Rec 20 shs (P+L 1935)	40	3000	00	1927	Dec	26	Prem & Dist	46	1000 00
1932	Feb	29	AUB 30 " (Exch)	115	3375	00	1935	Jan		2nd Nat Stock (+100 Shares Cost)	146	7875 00
1933	Sep	11	Subert 25 " (Exch)	131	1500	00		Nov	29	Profits & Loss (20 shares)	155	3000 00 (11875 00)
1935	Jan		2nd Nat Stock (+75 Shares cost)	146	7875	00	1940	Apl	30	2nd Nat Stock Exchange	195	4875 00 (16750 00)
	Nov	29	Prem & Disch (P+L 1935)	155	1000	00 (16750 00)						
1938	Jan	3	2d Nat 10 shs	178	1000	40						
1939	Jan	28	" " 15 "	186	1282	00				1100 Bal 9633.90		
	Apl	27	" " 30 "	187	2476	50						
1940	Apl	30	2nd Nat Stock Exchange 30 " (1932)	195	3375	00						
	"	"	" 25 " (1933)	"	1500	00 (26383 90)						

Central ~~Realty Co~~ Building Incorporated

1933	July	13	Subentrance 7 shs	131	350	00					

Cincinnati Gas Transportation Stock

1927	Oct	5	Ash Natt Bk	44	2736	00	1927	Dec	26	Prem & Disch	46	736 00
1929	June		Sum Sh	70	843	10	1929	Jan	24	All Cr	69	2843 10 (3579 10)
					3579	10						3579 10

General Foods Cr Stock

1929	Nov	6	All Cr 100 shs	76	5020	00	1930	Jan	8	Inv Trust	83	9600 00
		14	" 100 "	77	4017	00						
1930	Jany	8	P & D	83	563	00						
					9600	00						9600 00

International Telephone & Telegraph Cr Stock

1930	May	5	All Cr 50 shs Sold	89	3010	25	1931	July	2	All Cr 100 shs	107	3379 00
	June	21	" 50 " Sold	90	2108	50 (5118 75)	1939	Nov	15	Sunds 100 " (Bal 2696.71)	190	5118 75 (8497 75)
	Dec	19	" 100 " Sold	97	2214	50 (7333 25)						
1931	July 2 Oct 3	1	P & L "	110	1164	50 (8497 75)						
1933	June 3		2nd Nat 50	128	855	25 (9353 00)						
1935	Apl	13	" 50	147	357	75 (9710 75)						
1938	Jany	3	" 100	178	620	47 (10331 22)						
	" Dec	23	" 100	183	863	24 (11194 46)						

Standard Oil Co Ky Stock

1929							1929				
Jan	17	Balance from p 278			2283000		May	25	Adv	68	2220000
May	25	Premium + Dists		68	1620000		Nov	25	Due Trusts	79	3445800
Nov	25	" "		79	2490800						56688
					63938		1930				
1930							Jan	8	" "	83	2420000
Jan	8	" "		83	1695000						80488
					80928						
					8088800						8088800
1930											
Sept	17	All Co	20 sh	93	61400		1934 Nov	19	Due T 700	143	2125000
1931									Bal 1301,87		
Mar	23	"	20 "	103	44350						
					10750						
1933 Sept	7	Robert	223 "	131	2369 37						
			63		34268 7						

Interstate Natural Gas Co Stock

1930											
June	3	Galena Oil	25 sh	90	1037 75						

and book 140 page 352 Deed 10th May 1929 to Ellerson C. Means Trustee
" " " 20th Dec 1935 to Ellison C. Means & John W. Kitchen.
Kitchen & Means Real Estate
Ellerson C. Means Trustee
½ (Lots 1, 2 and ½ Lot 19 Range 3 Mayo)

1929							1929				
May	10	Second Natl Bk		65	2750000		Sept	12	All Co	72	4500000
					200		Dec		Taxes	98	14475
									Bal 77858,00		4644 75
					000 00		1937				
19							Dec	8	2nd Nat	174	7088 50
									Bal 72.358.00		11733 25
					75			31	Pr L	176	35800
19					50 75						1209 175
					58850				Balance		2200000
					091 25						34091 25
					2.000 00						

1000.00
500.00
3500.00
5000.00
0.00

2nd Natl Bank Stock
Dec 27 1930 — 20 shares
" 15 " 10 "
Jan 10 1931 70 "
Premium Rec'd on Sale of 90 shs in 1931
Apl 13 1933 — 82½ "
Due

Standard Oil Co Ky Stock

1929							1929				
Jan	17	Balance from p 278			2253000		May	25	Adv	68	2220000
May	25	Premium on Debts		68	162000		Nov	25	Due Trusts	79	3448800
Nov	25	" "		79	2490800						56688
					63938		1930				
1930							Jan	8	" "	83	2420000
Jan	8	" "		83	1695000						56688
					80928						
					8088800						8088800
1930											
Sept	17	All Co	2002	93	61400		1934				
1931							Nov	19	Due T 700	143	2125000
Mar	23	"	20 "	103	44350				Bal 1301.87		
					1057 50						
1933	Sept	1	Robert	223 "	131	2369 37					
				63		3426 87					

Interstate Natural Gas Co Stock

1930											
June	3	Galena Oil 25th		90	1037 75						

Rec book 170 page 352 Deed 10th May 1929 to Ellison C. Means Trustee
" " 20th Dec 1935 to Ellison C. Means & John W. Kitchen.
Kitchen & Means Real Estate
Ellison C. Means Trustee
½ (Lot 1, 2 and ½ Lot 19 Range 3 West)

1929							1929				
May	10	Second Nat Bk		65	2750000		Sept	12	All Co	72	450000
	22	All B		67	200		Dec		Taxes	98	14475
									Bal 77858.00		4644 75
July	9	Savings Dep All B		70	5000 00		1937				
							Dec	8	2nd Nat	174	708850
1930									Bre 22.358.00		11733 25
June	28	Express		91	75			31	Pr & L	176	35800
					3250275						12091 25
1937											
Dec	8	Pr & L		174	158850				Balance		2200000
					34091 25						
					34091 25						34091 25
1935											
Jan	1	Balance			22.000 00						

Ash Natl Bank Stock

Dec 2nd 1930 —	20	Shares	1000.00
15 "	10	"	500.00
Jan 10 1931	70	"	3500.00
			5000.00
Income Return Charged off in 1931			
Apl 13th 1933 —	62½	"	0.00 —
Chas			

Loose Item

Com Real 2,000
500
3 000
1250
5220.20
11.9 70.20
1250
10.7 20.20

26383.90
16750
9633.90

Loose Item

Columbia Gas & Elect Corp Stock

1929			1450 Shares Cost 7998.70		7978 63	1929					
May	16	Bal p 270			~~6327 88~~	Sept	17	A & Co	72	12705 33	
Aug		All Co		71	11600 00	Nov	25	Inv. Trusts	78	55200 00	67905 33
Sep	17	P & L		72	11545 33	1930 Jan	8	" "	83	48400 00	116305 33
Nov	25	P & D		79	50797 98						
1930 Jan	8	"		83	44823 39						
					116305 33					116305 33	
1930 May	5	A & Co	10 Pf	88	705 00						
1931 May	19	"	20	105	5067 00						
Dec	14	2nd Nat	20	112	3266 00						
1935 Apl	29	"	50	148	3207 75						
1938 Jany	3	"	100	178	8204 8						

Banco Kentucky Stock

1929						1930					
Sept	26	All Co Exc 232 Shs Div 3/20/30		73	20.000 00	Oct	4	Exchanged 232 Pfd	94	4863 88	
1930 Apl	15	Ark Nat Bk Stock 100 "		86	4863 88	Dec	19	All Co 800	97	10000	
Sept	17	All Co		93	1714 50	"		P & L Rd 5903.88	98	19900 00	24863 88
Oct	4	Exch 232		94	4863 88	1931 Jan	2	All Co 1600	110	9600	
Nov	10	All Co 100		95	9055 50	"		P & L	"	7904 00	32863 88
	15	" 200		96	1417 00	1932 Dec	31	P & L	123	8903 88	
1931 Jan	6	Ark Ky 1600	Cost 18405.62	100	5000 00						
					41767 76					41767 76	

Consolidated Natural Gas Stock

1930 Nov	10	All Co 100 Shs Pfd		95	808 50	1931 July	17	All Co Rd 2197.00	107	11825 0	
1931 Sept	11	" 100 "		109	1288 50	1934 Nov	19	Inv T 200 Sh	142	2197 00	
Oct 3 July	17	P & L			3740 00						
Dec	14	2nd Nat 100		113	9085 0						
					3379 50					3379 50	

Hudson Bay Mining and Smelting Co Stock

1929 Oct	29	All Co	100 sh	74	1614 50		1929 Dec	12	All Co	100 sh	80	974 00
	29	"	100 "	75	1014 50				P & L	"		640 50
1931 Mar	2	"	200	102	1116 00		1935 Oct	22	Invest T	100 sh	154	982 90
1938 Nov	2	2nd Nat	100	133	982 90				"	"	200 "	1116 00
					4727 90		1938 Nov	15	2nd Nat		182	1014 50
												4727 90

United Corporation of Delaware Stock

1930 Nov	6	All Co	50 sh	95	1007 25		1932 Sept	27	2nd Nat	50 sh	120	588 25
1931 Dec	14	2nd Nat	50 sold	112	454 75							
1932 Sept	27	P & L		120	133 50							
1935 Apl	13	2nd Nat	50	147	151 75							

Pure Oil Co Stock

1929 Oct	29	All Co	100 sh	74	2264 00		1930 Jan	8	Inv Trusts		83	7200 00
Nov	6	"	100 "	75	2314 00							
	12	"	100 "	76	2214 50							
1930 Jan	8	P & L		83	407 50							
					7200 00							7200 00
1931 Mar	23	All Co	100 sh	103	908 50							
1935 May	11	2nd Nat	100 "	129	1041 65							
Dec	14	" "	100 "	153	1040 06							

Columbia Gas & Gasoline Corp Stock

1930 Jan	20	All Co	100 sh	91	908 50		1936 Jan	11			159	1460 00
	30	Stock Divds	2	"	1800							
1931 Mar	23	All Co	100	102	533 50							
1936 Jan	11			159	1460 00							
1938 Jan	3	2nd Nat	100	178	4054 7							

Consolidated Realties Inc. Stock Common

1930 Mar	27	AWB	5 shs	85	500 00								

Consolidated Realties Inc 7% Pfd Stock

1931 Mar	17	AWB	20 shs	103	2.000 00	1931 Oct	21	2nd Nat	5 shs	111	500 00		
June	30	"	5 "	107	500 00	1932 Apl	20	J & M Adv	37	117	3800 00		
Sept	10	"	30 "	105	3.000 00	1933 Apl		Expenses		127	500 00		
	22	Nr St Ra	38 "	109	3.500 00	1936 Oct	17	Reserves	100	161	10.300 00		
Oct	7	RR	100 "	160	10.000 00	1939 Nov	1	Gifts	12½	189	1250 00		
Nov	18	Bonds	5 "	111	500 00	"	1	"	25	"	000		
Dec	10	2nd Nat	12½ "	117	1250 00	1940 Apl	20	Bonds	55	195	5500 00		
1932 Apl	25	"	100 "	117	5220 20								
July	8	"	5 "	119	500 00								
33 Dec	9	Subscriptions	25 "	134	000								

General Electric Co Stock

1930 Oct	14	Cash Co	50 shs	94	2660 75	1934 Nov	19	Invest T		142	3545 90		
1933 Nov	2	2nd Nat	50 "	133	885 15								
					3545 90						3545 90		

General Motors Corp Stock

1930 Oct	15	Cash Co	50 shs	94	1659 00	1934 Nov	19	Invest T		142	2944 15		
1933 Nov	2	2nd Nat	50 "	133	1285 15								
					2944 15						2944 15		

Ashland and Ward Bank Stock

1930 Dec	2	AM Co	20 Shs	96	1000 00	1931 Dec 31	P & L		114	500000
	28	"	10 "	97	500 00					
1931 Jan	10	Savings	70 "	100	35000 00 5000					

Minion Tank Car Co Stock

1933 Aug	21	Bank	500 Shs	132	55000	1934 Nov	19	Trans T		143	55000

Paramount Pictures Inc Stock

1935 Aug	20	2nd Nat		151	21200						
"	"	Par Pub Stock		"	3477 17 3659 17						

U.

1931 Feb	2	AM B									25
1934 Oct	23	2nd Nat									25
1936 Apl	14	"	"								
1937 Oct	27	"	"								
Dec	14	"	"								

Warren M

1931 Mar	10	AM Co	100 Shs								
Apl	28	"	100 "								
1938 Jany	3	2nd Nl	100 "	178	62047						

Converted Rates
Com 1st 700 P 31 — 3000.
Com 1st 700 P 34. 3500.
1931 Mar 10 " 30 " P 35. 500
1931 Sept 10 " 35 " P 45 5220.20
12 5 " P 50 0
Nov 18 100 " P 55
Apl 25 25 " P 55
1932 Mar 4 25 " P 55
1933 Mar 10 1931 — 12½ " P 50.
Re Rate to P 45
Transferred to
Ger
1939

Tarvia-KP, a bucket, a shovel and stone—a complete repair outfit.

Ashland Natl Bank Stock

1930 Dec	2	All Co	20 shs	96	1000 00	1931 Dec	31	Pr L		114	5000 00
	15	"	10 "	97	500 00						
1931 Jan	10	Savings	70 "	100	3500 00 5000						

Minion Tank Car Co Stock

1933 Aug	21	Inst	50 sh	132	550 00	1934 Nov	19	Inv T		143	550 00

Paramount Pictures Inc Stock

1935 Aug	20	2nd Nat	151	212 00
"	"	Par Pub Stock	"	3477 17 3689 17

National Dairy Products Co Stock

1931 Feb	2	All B	10 shs	101	432 25	1934 Nov	19	Inv T	100 sh	143	1691 25
1934 Oct	23	2nd Nat	100 "	140	1691 25	1937 Dec	30	Sundry Bal 5179.74	10 sh	174	432 25 2123 50
1936 Apl	14	" "	100 "	159	2351 00 4474 50						
1937 Oct	27	" "	100 "	172	1563 68 6038 18						
Dec	14	" "	100 "	183	1265 06 7303 24						

Warner Brothers Pictures Inc Stock

1931 Mar	10	All Co	100 shs	102	1213 50
Apl	28	"	100 "	104	808 50 2022 00
1938 Jany	3	2nd Nat	100 "	178	620 47 2642 47

Consolidated Realty

1931 Mar 17 20 sh P 31 — 2000.
1931 Sept 10 30 " P 34. — 3000.
12 35. P 35. — 3800.
Nov 18 5. P 45 — 500
1932 Apl 25 100. P 50 — 5220.20
1933 Dec 9 25 P 55 — 0

~~10 P 46 — Dec 10 1931 — 12½ sh 1250.00~~
Transfered to John
Oct 1939.

Tarvia-KP, a bucket, a shovel and stone—a complete repair outfit.

Loose Item

Allied Chemical & Dye Corp Stock

1931 Mar	10	All Co	10 shs	102	1553 50	1934 Nov	19	Inver T	142	6465 00	
"	11	"	10 "	"	1503 50						
Apl	28	"	10 "	104	1273 50						
May	25	"	10 "	105	1103 50						
					5434 80						
Sept	11	"	10 "	109	1031 00						
					6465						
					6465 00						

Radio Keith Orpheum Co Stock

1931 Mar	30	All Co	100 sh	103	2214 00	1932 Apl	18	R.K.O. Stock 200	117	3928 00	
Apl	29	"	100 "	104	1714 00	1938 Oct	11	Sundry 50	181	3928 00	
					3928			Bal 397.75			
1932 Apl	18	R K O. Stock	50 "	117	3928 00	1940 Mar	1	R K O Securities	193	397 75	
Nov	4		150	121							
1933 Jan	16	2nd Kat	100	129	397 75						

Paramount Publix Corp Stock

1931 Apl	15	All Co	50 sh	104	2009 00	1933 Mar	3	P. P. Co Stock	126	3476 17	
"	29	"	" "	"	1459 00	1935 Aug	20	P Pict Inc Stock	152	3477 17	
					3468						
Sept	30	St David	2½ "	110	2 50		"	P rem & dist	"	3 50	
										6956 84	
Oct	2	2nd Kat	½ "	"	5 79						
					3476 29						
1932 Jan 1		Sundry	3 "	115	4 38						
			106		3480 67						
1933 Mar	3	P. P Co Stock		126	3476 17						
					6956 84						
					6956 84					6956 84	

Westinghouse Electric & Manfg Co Stock

1931 Apl	29	All Co	10 sh	104	613 50	
1933 Aug	24	Inbert	17 "	132	482 38	
					1095 88	

American Chicle Co Stock

EATON'S RISE TOLD FOR PARLIAMENT

Canadian Concern's Sales Were $132,500,000 Last Year, $22,428,000 in 1907.

PAYROLL AT $24,945,000

Annual Interest Charges Less Than $1,000,000, Government Committee Hears.

OTTAWA, Ont., June 11 (Canadian Press).—In 1869 Timothy Eaton opened a small store at the southwest corner of Yonge and Queen Streets, Toronto. He did most of the selling himself. In the year ended on Jan. 11, 1934, the T. Eaton Company, Ltd., had sales of $132,500,000, a payroll of $24,945,000 and assets of $100,035,000 and operated from Cape Breton to the Rocky Mountains. Its peak year for business was 1929, with sales of $225,053,000. Its growth was explained today to the Parliamentary Mass Buying Committee by W. L. Gordon, one of the committee's investigating auditors.

The company, controlled by the estate of the late Sir John Eaton, son of Timothy Eaton, owns and operates thirteen large department stores, five mail-order distributing depots, thirty-two small department stores, seventy-two groceterias, three creameries, 112 mail-order offices, seven factories, four warehouses, nine buying offices throughout the world and ten non-merchandising companies.

In forty-three years all the outside capital taken in by the expanding company was less than $13,000,000. It paid its own way as it grew, and today its annual interest charge on mortgages, bonds and debentures is less than $1,000,000. The capital of the Eaton Company at incorporation in 1891 was $248,500 with a balance in the surplus account of $248,500. The present issued capital is $1,000,000, a figure maintained since before 1911.

The Eaton commercial edifice is controlled by the Sir John Eaton estate, which owns 8,890 of the 10,000 shares of the T. Eaton Company, Ltd. A hook-up is maintained between the estate and the operating company and all subsidiaries, which include an insurance com-

BANKS A

NEW YORK BANK

Manhattan and Bronx.

	Yesterday. Bid.	Asked.	Saturday. Bid.
Bank of Manhattan Co (2).	31	33	31
Bk of Yorktown.	30	40	30
Chase (1.40).....	28¾	30¼	29¼
City (1)	27⅝	29¼	28
Commercial (8).	148	158	148
Fifth Av (†34).	1030	1080	1030
First (100)	1675	1715	1685

National Br	
National Si	
Penn Excha	
Public (1½)	
Sterling ..	
Trade	
Yorkville .	
†Includes	

NEW YORK TRUST CO

Manhattan and Bronx.

Bankers (3)	61½	*63½	63
Banca Com Ital.	145	..	145
Bank of N Y Tr (14)	359	366	358
Bank of Sicily...	10	12	10
Bronx	6¼	8¼	6¼
Cen Hanover (7).	128	132	128
Chemical (1.80)..	40	42	40½
Clinton (†2.25)..	40	50	40
Colonial	12	14	12
Continental (80c)	13½	15	13½
Corn Exch (3)...	51½	53½	52
Empire (1)	19	20	19¼

Fulton (12	
Guaranty	
Irving (1)	
Lawyers (2.40) ..	
Manufact'r	
New York	
Title Guar	
Underwrit	
United St (†70) ..	
†Include	
*Ex divi	

Brooklyn.

Brooklyn (4).....	110	115	111

Kings Co

TRANSACTIONS

BOSTON.

Sales.		High.	Low.	Last.
30	Adam Exp	9¼	8⅞	9⅛
30	Am Pneu.	2½	2½	2½
446	Am T & T	118⅛	116⅞	116⅞
25	Am Wool pf	64⅛	64⅛	64¼
5	Amoskeag.	5½	5½	5½
455	Anaconda..	16¼	15⅝	15⅝
36	Atchison ..	59	58½	58½
15	Bost & Alb	137	136½	137
20	Bost Elev.	64	62½	62½
1,000	Bos Per P	12	12	12
10	Brown pf..	12	12	12
10	Brown Dur	2¾	2¾	2¾
16	Cal & Hec	4¾	4¾	4¾
331	Cities Serv	2⅝	2¼	2¼
165	Cop Range	4⅞	4½	4⅝
80	East G & F pf ..	65	65	65
170	East Mass pf, B..	4	4	4
100	Do aj...	2	2	2
46	Edi El Ill	142	141	141
63	Empl Grp.	11½	11	11
154	First N St	64⅛	63⅞	64⅛
185	Gen Elec..	21⅛	20⅝	20⅝
94	Gillette ...	11	10⅝	10¾
205	Kennecott.	22⅝	22	22⅜
10	Mass Util..	1⅝	1⅜	1⅝
65	Nash Mot.	18⅝	18⅜	18⅝
135	New Eng T & T ...	93	92⅞	92⅞
25	NY,NH&H	15¾	15¾	15⅝
8	New R pf	52	52	52
1,800	Nor Butte.	.50	.44	.50
20	Pac Mills..	24¾	24¾	24¾
336	Penn RR..	31⅛	30⅝	30⅝
100	Quincy ...	1⅝	1⅝	1⅝
10	Shaw As..	8	8	8
10	Spencer T.	15¾	15¾	15¾
22	Swift & Co	16½	16¼	16¼
20	Torrington	58¼	58¼	58¼
151	Un Drug..	16½	15⅞	15⅞
60	Unit Fdrs.	⅞	⅞	⅞
107	Unit Fruit.	75⅛	74⅝	74¾
133	Unit Sh M	67¾	66¾	67¾
80	Do pf ..	34	34	34
328	U S Smelt.	127⅜	125⅝	125⅝
115	U S Steel..	42⅛	41⅝	41⅝
2,075	Utah Met..	3½	3⅛	3½
28	Warren Br	9¾	9⅜	9⅜

Bonds (Sales in $1,000 units).

1	Amoskeag 6s...	70¾	70¾	70¾

Total sales, 18,016 shares.

Sales.	
100	Ada
50	Am
550	Arm
100	Do
10	Ass
	$
300	Aut
400	Bas
600	Ben
450	Ber
1,200	Bor
20	Do
1,400	Butl
50	Cast
70	Cen
	P
30	Cen
100	Cen
10	Do
250	Chi
1,550	Chi
200	Chi
30	Chi
150	Chi
550	Citie
100	Cmw
900	Cord
100	Cran
10	Do
10	De
50	Dext
200	El I
20	Gard
300	Gen
100	Gold
250	Hall
10	Ill
900	Iron
100	Katz
350	Lib-
550	Mar
20	McC
100	McW
500	Mick
2,450	Mid
50	Do
100	Midl
30	Mon
50	N'eh
50	Nat
50	Nobl
100	N'w
100	Oshk
200	Pan

1932 Aug 10 F. T. Co 119 150 00

Oct 26 " 121 350 00
1000

19 Int T 142 262500

Std Stock

19 Int T 143 380030

380030

Debentures

13 RKO Securities 193 100000

American Chicle Co Stock

1931	Apl	29	All Cr	10 sh	104	43975					

The Fiduciary Corp Stock.

1931	Apl	8	All Cr	25 sh	104	262500	1934	Nov 19	Trans T	142	262500

Ohio Oil Co Stock

1935	May	25	2nd Nat	100 sh	149	121375					
1936	Oct	31	" "	100 "	167	138850 / 27025					
1938	Dec	14	" "	100 "	183	92656 / 36281					

Pure Oil Co 8% Pfd Stock

1931 July 1 / 1932 Sept		14	All Co	30 sh	107	229300	1934 Nov	19	Trans T	143	380030
			2nd Nat	20 "	120	150730 / 36000					
						380030					380030

Radio-Keith-Orpheum Co Debentures

1931	Dec	16	2nd Nat		113	500 00	1948 Feb	13	RKO Securities	193	1000 00
1932	Aug	10	F. T. Co		119	150 00					
	Oct	26	"		121	350 00 / 1000					

EATON'S RISE TOLD FOR PARLIAMENT

Canadian Concern's Sales Were $132,500,000 Last Year, $22,428,000 in 1907.

PAYROLL AT $24,945,000

Annual Interest Charges Less Than $1,000,000, Government Committee Hears.

OTTAWA, Ont., June 11 (Canadian Press).—In 1869 Timothy Eaton opened a small store at the southwest corner of Yonge and Queen Streets, Toronto. He did most of the selling himself. In the year ended on Jan. 11, 1934, the T. Eaton Company, Ltd., had sales of $132,500,000, a payroll of $24,945,000 and assets of $100,035,000 and operated from Cape Breton to the Rocky Mountains. Its peak year for business was 1929, with sales of $225,053,000. Its growth was explained today to the Parliamentary Mass Buying Committee by W. L. Gordon, one of the committee's investigating auditors.

The company, controlled by the estate of the late Sir John Eaton, son of Timothy Eaton, owns and operates thirteen large department stores, five mail-order distributing depots, thirty-two small department stores, seventy-two groceterias, three creameries, 112 mail-order offices, seven factories, four warehouses, nine buying offices throughout the world and ten non-merchandising companies.

In forty-three years all the outside capital taken in by the expanding company was less than $13,000,000. It paid its own way as it grew, and today its annual interest charge on mortgages, bonds and debentures is less than $1,000,000. The capital of the Eaton Company at incorporation in 1891 was $248,500 with a balance in the surplus account of $248,500. The present issued capital is $1,000,000, a figure maintained since before 1911.

The Eaton commercial edifice is controlled by the Sir John Eaton estate, which owns 8,890 of the 10,000 shares of the T. Eaton Company, Ltd. A hook-up is maintained between the estate and the operating company and all subsidiaries, which include an insurance com-

BANKS A

NEW YORK BANK

Manhattan and Bronx.

	Yesterday. Bid.	Asked.	Saturday. Bid.
Bank of Manhattan Co (2).	31	33	31
Bk of Yorktown.	30	40	30
Chase (1.40).....	28¾	30¼	29¼
City (1)	27⅞	29¼	28
Commercial (8).	148	158	148
Fifth Av (†34).	1030	1080	1030
First (100)	1675	1715	1685

National Br
National S
Penn Excha
Public (1½)
Sterling ..
Trade ....
Yorkville ..
†Includes

NEW YORK TRUST CON

Manhattan and Bronx.

Bankers (3)	61½	*63½	63
Banca Com Ital.	145	..	145
Bank of N Y Tr (14)	359	366	358
Bank of Sicily...	10	12	10
Bronx	6¼	8¼	6¼
Cen Hanover (7).	128	132	128
Chemical (1.80)..	40	42	40½
Clinton (†2.25)..	40	50	40
Colonial	12	14	12
Continental (80c)	13½	15	13½
Corn Exch (3)....	51½	53½	52
Empire (1)	19	20	19¼

Fulton (12
Guaranty
Irving (1)
Lawyers (2.40) ..
Manufact'r
New York
Title Guar
Underwrite
United St (†70) ..
†Include
*Ex divi

Brooklyn.

Brooklyn (4).....	110	115	111

Kings Co

TRANSACTIONS

BOSTON.

Sales.		High.	Low.	Last.
30	Adam Exp	9⅛	8⅞	9⅛
30	Am Pneu.	2½	2½	2½
446	Am T & T	118⅛	116⅞	116⅞
25	Am Wool pf	64⅛	64⅛	64⅛
5	Amoskeag.	5½	5½	5½
455	Anaconda..	16¼	15⅝	15⅝
36	Atchison ..	59	58½	58½
15	Bost & Alb	137	136½	137
20	Bost Elev.	64	62½	62½
1,000	Bos Per P	12	12	12
10	Brown pf..	12	12	12
10	Brown Dur	2¾	2¾	2¾
16	Cal & Hec	4¾	4¾	4¾
331	Cities Serv	2⅜	2¼	2¼
165	Cop Range	4⅞	4½	4⅞
80	East G & F pf ..	65	65	65
170	East Mass pf, B..	4	4	4
100	Do aj...	2	2	2
46	Edi El Ill.	142	141	141
63	Empl Grp.	11⅛	11	11
154	First N St	64⅞	63⅞	64⅛
185	Gen Elec..	21⅛	20⅝	20¾
94	Gillette ...	11	10¾	10¾
205	Kennecott.	22⅝	22	22⅜
10	Mass Util..	1⅝	1⅝	1⅝
65	Nash Mot.	18⅝	18⅝	18⅝
135	New Eng T & T ...	93	92⅞	92⅞
25	NY,NH&H	15¾	15¾	15¾
8	New R pf	52	52	52
1,800	Nor Butte.	.50	.44	.50
20	Pac Mills..	24¾	24¾	24¾
336	Penn RR..	31⅛	30⅝	30⅝
100	Quincy ...	1¾	1⅝	1⅝
10	Shaw As..	8	8	8
10	Spencer T.	15¾	15¾	15¾
22	Swift & Co	16¼	16¼	16¼
20	Torrington	58¼	58¼	58¼
151	Un Drug..	16½	15⅞	15⅞
60	Unit Fdrs.	⅜	⅜	⅜
107	Unit Fruit.	75⅛	74⅝	74⅞
133	Unit Sh M	67¾	66¾	67¾
80	Do pf ..	34	34	34
328	U S Smelt.	127⅜	125⅝	125⅞
115	U S Steel..	42⅛	41⅝	41⅝
2,075	Utah Met..	3½	3¼	3½
28	Warren Br	9¾	9⅜	9⅜

Bonds (Sales in $1,000 units).

1	Amoskeag 6s...	70¾	70¾	70¾

Total sales 18,016 shares.

Sales.
100 Ada
50 Am
550 Arm
100 Do
10 Asso
$
300 Aut
400 Bas
600 Ben
450 Berg
1,200 Bor
20 Do
1,400 Butl
50 Cast
70 Cen
P
30 Cen
100 Cen
10 Do
250 Chi
1,550 Chi
200 Chi
30 Chi
150 Chi
550 Citie
100 Cmw
900 Cord
100 Cran
10 Do
10 De
50 Dext
200 El P
20 Gard
300 Gen
100 Gold
250 Hall
10 Ill N
900 Iron
100 Katz
350 Lib-
550 Mars
20 McC
100 McW
500 Mick
2,450 Mid
50 Do
100 Midl
30 Mon
50 N'ch
50 Nat-
50 Nobl
100 N'w
100 Oshk
200 Penn

Loose Item

) HOLDERS OF SECURITIES

Paramount Publix Corporation

STOCKHOLDERS PROTECTIVE COMMITTEE

To the Holders of Common Stock of Paramount Publix Corporation:

The amendment of the Bankruptcy Act, to provide for corporate reorganizations, became effective on June 7, 1934. A Bondholders' Protective Committee promptly filed in the United States District Court for the Southern District of New York a petition to bring the Paramount Publix Corporation within the provisions of the new Section 77B of the Bankruptcy Act, for the purpose of effectuating a reorganization thereunder. Shortly thereafter another petition to accomplish this purpose was filed in behalf of three individual bondholders.

The undersigned Committee is satisfied that under the provisions of the new Section 77B of the Bankruptcy Act, a reorganization of Paramount Publix Corporation will require the affirmative consent of a majority of the outstanding capital stock of the corporation.

It is, therefore, obviously of the utmost importance that the Committee should, at the earliest possible time, be representative of at least a majority of the common stock of the corporation. Thereby the interests of the stockholders can be more effectively represented in connection with the formulation of any plan of reorganization by or in cooperation with creditors, or in the event of the promulgation of a plan not considered by the Committee as giving adequate recognition to the rights of the stockholders, the Committee will be effectively in position to propose its own plan. Of the 3,380,121 shares outstanding, the Committee already has on deposit with it 1,495,000 shares, or in excess of 44% of the outstanding capital stock of the corporation.

Stockholders who have not already deposited their shares with the undersigned Committee, are, therefore, urged to give immediate attention to the deposit of same with the Committee.

The Commercial National Bank and Trust Company of New York, 56 Wall Street, New York City, is Depositary for the Committee, and will issue to all depositing stockholders transferable Certificates of Deposit under the Deposit Agreement dated as of January 27, 1933, under which the Committee is constituted. **The Certificates of Deposit are listed on the New York Stock Exchange, but the shares are no longer listed.** For the convenience of stockholders residing in sections remote from New York the following banks and trust companies are acting as Sub-Depositaries:

The First National Bank of Chicago, Chicago, Illinois;
Bank of America National Trust & Savings Association, Trust Department, Main Office, Los Angeles, California;
Whitney National Bank of New Orleans, Trust Department, New Orleans, Louisiana.

Letters of Transmittal which must accompany all deposits, as well as a copy of the Deposit Agreement may be obtained from the Depositary or any of the Sub-Depositaries or from the Secretary of the Committee.

COOK, NATHAN & LEHMAN,
20 Pine Street, New York
Counsel

RICHARD W. MATTHEWS,
20 Pine Street, New York
Secretary

DUNCAN A. HOLMES, *Chairman*
BARNEY BALABAN
JOHN P. BICKELL
GERALD BROOKS
RULOFF E. CUTTEN
MAURICE NEWTON
Committee

Dated, New York, June 12, 1934.

Loose Item

American Power & Light Co 6% Bonds due 2016

1932	June	15	2nd Nat	2@	118	1036 00	1935	June	1	2nd Nat	150	2366 50	
1933	June	13	" "	2@	128	1330 50							
						2366 50							

Home Owners Loan Corporation Bonds

1935	May	7	Sundry		148	1000 00	1935	May	9	2nd Nat	149	1000 00	

Kentucky Utilities Co 5% Bonds due 1961

1932	Sept	19	2nd Nat	2@	120	1606 00	1933 Feb 1946	4	2nd Nat	1@	107	740 00	
	Dec	16	"	2@	122	1441 50	June	20	2307 50	" "	3@	194	2307 50
						3047 50							

Electric Power & Light Co 5% Bonds due 2030

1932	Dec	7	Second Nat	2@	122	866 25	1935	Jan	1	2nd Nat	150	1936 75	
1933	June	13	" "	2@	128	1070 50							
						1936 75							

Radio Corporation of America Stock

1933	Feb	20	Stock Dividends (3 for)		125	200	1934	Nov	19	Sold T 8½ th	343	100	
1934	Feb	15	" " 6¾ "		146	200	1936	Jan	30	2 Nat ¾ "	155	606	
1936	Dec	24	Pd		147	137 28		Nov	24	2 Nat 11 "	162	1342 22	
						141 28						141 28	

Chesapeake Corp Stock

	1933							1937				
	May	12	2nd Nat	100 @	125	41025		Apl	9	2nd Natl		205233
	June	3	"	50 "	"	20738						
	1934 Sept	25	"	200 "	140	42225						
	1935 May	17	"	100 "	149	48350						
	June	1	"	23 "	150	13020						
	1936 Apl	14	"	27 "	159	39875						
						205233						205233

Cities Service 5% Bonds due 1950

	1933 June	13	2nd Nat	2 @	125	87050		1935 Dec	27	2nd Nat	2 @ 156	87050
	1934 May	14	"	2 @	138	97925						
	1940 Mar	15	"	3 @	193	211657						

Pure Oil Co 5½% Bonds due 1937

	1933 January	15	2nd Nat	2 @	129	163050		1935 May	29	2nd Nat	2 @ 149	163050

International Telephone & Telegraph Co 4½% Convertible Debenture Bonds due 1939

	1935 May	8	2nd Nat	3 @	145	199650		1938 Oct	14	2nd Nat	3 @ 181	199650

American Telephone & Telegraph Co Stock

1933	Sept	1	Inheritances 33 THM	131	3064 87	1934	Nov	19	Inv T	142	3064 87

Second Natl Bank Preferred Stock

1934	Dec	29	2d Nat	145	3750 00						

Cincinnati Gas Transportation Co Stock

1933	Aug	21	Inherit 5 sh	131	400 00	1929	Nov	3	2d Nat	189	400 00

First National Bank (Cincinnati) Stock

1933	Dec	18	Inheritances 14 sh	134	1540 00	1934	Apl	25	Funds	137	1540 00
1934	Apl	25	1st Nat Cert " "	137	1400 00	1935	Oct	22	Inv T	154	1400 00
					2940 00						2940 00

First Investment and Securities Corp Stock

1934	Apl	25	1st Nat Cert 14 sh	137	140 00	1935	Oct	22	Inv T	154	140 00

McClintock-Field Co Common Stock

1933	Dec	18	Inheritances 10 sh	134	0 00						

McClintock-Field Co Preferred Stock

						1939	3	2d Nat	186	325 00
1933	Dec	18	Inheritances 13 shs	134	390 00	Mar	18	2d Nat	186	520 00
1939	Dec	30	P. L	192	585 00	June	17	" "	188	130 00
										975
						1940	June	22	" "	195	65 00

Swiss Oil Corp Stock

	1935 Apl	20	2nd Mtg	400 sh	148	1.020 00	1935 Dec 23	2nd Mtg - Trans		156	500 00
		22	"	100 "	"	255 00	1937 Apl 19	Ark Oil & Rfg Stock		167	980 00
	May	24	"	3800 "	149	11.401 52	"	" " " "	"	"	245 00
	June	1	"		"	2.90					
						12,679 42	"	" " " "	"	"	11,024 42
	Sept	25	"	200 "	153	653 50	"	" " " "	"	"	623 50
		26	"	200 "	"	436 00	"	" " " "	"	"	416 00
		30	"	200 "	"	436 00	"	" " " "	"	"	416 00
						14,204 92					14,204 92

Ashland Oil & Refining Co Stock

	1937 Apl	19	Swiss Oil Stock		167	980 00					
			" " "		"	245 00					
			" " "		"	11.024 42					
			" " "		"	623 50					
			" " "		"	416 00					
			" " "		"	416 00					
						13,704 92					

Johns-Manville Co Stock

	1935 June	6	2nd Mtg	50 sh	150	2381 75	1935 Oct 22	Trans T		154	2381 75

J. C. Penney Co Stock

	1935 June	6	2nd Mtg	50 sh	150	3533 25	1935 Oct 22	Trans T		154	3533 25

Capital City Products Co Stock

	1936 Apl	27	2nd Mtg	50 sh	159	969 25					
	Oct	31	"	50 "	162	731 75					
						1700					

Home & Savings Bldg Auto Stock

1935					1935					1936
July	1	Bal for p 278		4650.00	July	24	Surrd	151	1560 00	Jan
	24	P+L	151	207 00	Dec	24	"	156	900 00	June
					1936				2460	
	1	Pension + Dists	155	3 00	Apl	20	"	155	1500 00	Dec
				4860					3960	1937
		" "			Sep	25	BR	161	900 00	June
									4860 00	Dec
										1938
										June
										Dec
										1939
										June
										Dec
										1940
										Apl
										June

Radio - Keith - Orpheum Co Securities

1940										1936
Feb	13	R.K.O. Debentures	193	1000 00						June
Mar	1	R K O Stock	"	397 75						July
										Aug
										1937
										June
										June
										1938 Jan
										July
										1939
										Jan

Savings Account Second Natl Bank

1936						1936					
Jan	1	Balance p192		5310	73	July	2	Taxes Dec 1 Bal 5412.05	161	5	36
June	1	Int	159	53	10 5363	1937					
					83	July	2	" Dec 1 Bal 5515.36 Jun 1 " 5570.51	169	5	47 10 83
Dec	1	"	162	53	58 5417	1938 Jan	1	Pd L	177		06
1937											
June	1	"	168	54	18 5471	July	6	Taxes Bal 5676.72	181	5	57 16 46
Dec	1	"	173	54	60 5526	1938 July	1	" Dec Bal 5927.74 Jun 1 " 16424.67	189	5	68 22 14
1938											
June	1	"	179	55	15 5581						
Dec	1	"	182	55	64 5636						
1939											
June	1	"	187	56	20 5693						
Dec	1	"	190	56	71 5749						
1940											
Apr	19	Intercitances	194	10.621	95						
June	1	Int	195	74	97 16446						

First National Bank Petoskey

1936						1936					
June	18	Balance p180		903	56	Sept	8	Expen Bal 286.91	160	1056	65
July	16	Expenses	160	140	00	"	25	" Bal 281.89	161	5	02
Aug	18	2nd Nat	"	300	00 1343	Dec	18	Taxes Bal 233.71	164	48	18 1109 85
								Balance		233	71
				1343	56					1343	56
1937						1937					
Jan	1	Balance		233	71	Oct	7	Expenses Bal 365.69	172	868	02
June	1	2nd Nat	168	1000	00 1233	Dec	6	Taxes Bal 317.39	173	48	30 916 32
								Bal		317	39
1938 Jan	1	Balance		317	39	1938					
July	2	2nd Natl	181	1000	00 1317	June	30	Expenses Bal 293.78	180	23	61
						Sept	30	"	"	1038	23
						Oct	28	" Bal 200.58	181	54	97 1116 81
						Dec	5	Funds Bal 154.37	185	46	21 1163 02
								Balance		154	37
				1317	39					1317	39
1939											
Jan	1	Balance to page 313		154	37						

Guarantee Lucille J. Means

1937						1937					1937
Mar	1	2d Mort	165	27000		Jan	4	2d Mort Bal 450.00	165	9000	Aug
Apl	1	"	168	9000		Dec	29	2d Mort Bal 900.00	175	9000	
May	1	"	"	9000			31	P & L	176	90000	
Jun	1	"	"	9000							
				54000							
Aug	1	"	169	18000							
Sep	1	"	172	9000							
Oct	1	"	"	9000							
Nov	1	"	173	9000							
Dec	1	"	175	9000							
				10800						10800	
1938						1938					
Apl	1	2d Mort	178	36000		Jun	29	2d Mort	180	9000	
May	1	" "	179	9000		Dec	12	" " Bal 900.00	183	9000	
Jun	1	" "	180	9000			31	P & L	185	90000	
Sep	30	" "	181	27000							
Oct	21	" "	182	9000							
Nov	1	" "	"	9000							
Dec	1	" "	184	9000							
				10500						10500	

Guarantee Lucille J. Means

1939						1939					1937
Apl	1	2d Mort	186	36000		Jan	25	2d Mort Bal 375	186	9000	Aug
May	1	" "	187	9000		Dec	31	P & L	192	37500	1938 Dec
June	7	" "	"	1500							
				46500						46500	

One Half Interest Pondberry Creek Property

1937						1938			1937 - 33.25			
Aug	25	John R Means	170	250000		Dec	31	T & L	1938 - 100.00	184	133	25
									Bal 2366.75			
						1939						
						Dec	31	A & T	1939 -	192	100	00
									Bal 2266.75		233	25

Land 1700
1937 Warehouse 5500.
38 " Shop 150.
37 Cottage 800.
8150.

Carter Ave & 23rd St Property

1937						1938			1937 - 84.00			
Aug	28	John R. Means	170	8000	00	Dec	31	T & L	1938 - 252.00	184	336	00
									Bal 7814.00			
1938						1939						
Dec	31	Mag Apt	184	111	58	Dec	31	T & L	1939 - 258.00	191	258	00
									Bal 7556.00			
	"	Trade	"	38	42						594	00
				8150	00							

Depreciation Cost

1937	Dec	31	P & L		8400	1937 Dec	31	Rents 23rd & Carter	176	8400
1939	Dec	31	Surplus	192	191730	1939 Dec	31	P-L	192	191730

Gifts

1940					
Apl	30	Fla State Bk		5750000	
"	"	Comml Bank Apl	195	3000000	
May	17	2d Nat	"	3500000	12250000

Roy E. Pope Agent

1937 Dec	31	Rents	176	167	04	1939 Dec	8	2nd Mort Bk	191	400	00
1935 Dec	31	"	155	56	63			Bal 53.54		53	54
				2 2 3	6 7						
1939 Dec	8	"	190	151	78						
				24	58						
"	"	Expenses	191	53	54						
				53	54						
1940 Jan	1	Bal		53	54						
Apl	29	2nd Mort	194	100	00						

Gifts

1938						1938					
Apr	25	2d Natl EMW	179	2500	00	Dec	31	P & L	185	16650	00
July	6	Sunds JRM HEM	180	4000	00						
Sept	22	2d Nat RRW	181	1000	00						
Oct	18	" SPW JHM	182	5000	00						
Dec	3	Sunds JRM HEM	"	4150	00						
				16650							
				16650	00					16650	00
1939						1939					
May	4	Sunds	187	4940	46	Dec	31	P & L	192	13240	46
	16	2d Nat	"	2700	00						
June	13	" "	"	100	00						
				7740	46						
Sept	1	1st Nat Petersburg	188	1550	00						
July	5	2d Natl	"	100	00						
Oct	28	1st Nat Petersburg	189	100	00						
Nov	1	Sunds	"	2500	00						
				11990	46						
	17	"	190	1250	00						
				13240	46						
				13240	46					13240	46

1938 Dec
1939 Dec

Second Natl Bank Acct Hyman Krog Agent

1938						1939					
Dec	31	Hyman Krog Agt	184	200	57	Jan	1	2nd Natl	186	150	00
1939											
Dec	23	" " "	191	410	78	Dec	25	" "	191	411	00
				611	35			Bal 50.35		561	00
								Bal		50	35
				611	35					611	35
1940 Jan	1	Balance		50	35						

1938 Dec

1939 Dec

Hyman Krog, Agent
Carter + 23rd St Property

1938 Dec	31	Rents		184	620	00	1938 Dec	31	Sundries	184	620 00
1939 Dec	30	Rents		191	580	94	1939 Dec	30	Sundries	191	580 94

Rents

1938 Dec	31	P + L		185	690	63	1938 Dec	31	Hyman Krog Agt	184	620 00
								"	Carter + 23rd	"	14 00
								"	Roy E Pope Agt	185	56 63
					690	63					690 63
1939 Dec	31	P + L		192	732	71	1939 Dec	31	Roy E, Pope Agt	190	151 77
								"	30 Hyman Krog Agt	191	580 94
					732	71					732 71

Repairs

1938 Dec	31	Krog Agent	184	273	30	1938 Dec	31	Carter & 23d Bal 248.88	184	24	42
							"	P & L	185	248	88
				273	30					273	30
1939 Dec	30	Krog Agt	191	170	16	1939 Dec	31	P & L	192	170	16

1939 Jan

Sep

1940 Ja

First Natl Bank of Peabody

1939					1939				
Jan	1	Balance from ₱ 305		15437	June	10	Expense Bal 123.26	188	3111
Sept	13	Funds	188	302454	Sept	12	Funds Bal 538.00	"	260980
				317891					264091
					Oct	28	Funds Bal 295.24	189	24276
					Dec	11	Bal 171.21	192	12403
									300770
							Bal		17121
				317891					317891
1940	Jan	1	Balance		17121	1946			
						June	4	Exp Bal 140.60	196	5065

Florida National Bank of Lakeland

1939						1940				
Dec	30	Funds	191	150416		May	6	2nd Mtge	195	10.51985
1940										
Jan	2	Dividends (1939)	"	1500						
				151916						
Mar	1	Funds	194	900069						
				1051985						

BLANK
PAGE(S)






LEDGER
E. C. MEAD