1988-89 Wildcats Basketball

KENTUCKY



SEC CHAMPIONS

1933
1935
1937
1939
1940
1942
1944
1945
1946
1947
1948
1949
1950
1951
1952
1954
1955
1957
1958
1962
1964
1966
1968
1969
1970
1971
1972
1973
1975
1977
1978
1980
1982
1983
1984
1986
1988



1988-89 Wildcats Basketball

KENTUCKY

CONTENTS



GENERAL INFORMATION 2-16

Media Policies & Services 2-3
Roster, Outlook 4-7
Coach Eddie Sutton 8-11
James Dickey, Dwane Casey 12-13
Jimmy Dykes, Support Staff 14-15
Radio/TV Roster 16



THE WILDCATS 17-32

Johnathon Davis, Richie Farmer . . .18-19
LeRon Ellis 20-21
Deron Feldhaus, Reggie Hanson . . .22-23
Eric Manuel 24-25
Derrick Miller, Chris Mills 26-27
John Pelphrey, Mike Scott 28-29
Sean Sutton 30
Player Game-By-Game Statistics . . .31-32



1987-88 REVIEW 33-54

Statistics, Game-By-Game Results & Totals 34-37
Game-By-Game Recaps 38-49
SEC Statistics 50-51
Senior Recaps 52-54



OPPONENTS 55-88

Cats on the Road, SEC & NCAA Brackets 56
SEC TV Schedule, Tipoff Classic, Shootout 57
Alabama 58
Alaska Shootout 59-61
Auburn, Austin Peay 62-63
Duke, Florida 64-65
Georgia, Indiana 66-67
LSU, Louisville 68-69
Mississippi, Mississippi St. 70-71
Northwestern St., Notre Dame 72-73
Syracuse, Tennessee 74-75
UKIT 76-77
Vanderbilt, Western Carolina 78-79
UK vs. Conferences, States 80-82
UK vs. All Opponents 83-88



TRADITION / RECORDS 89-164

The Tradition of UK Basketball 90-92
National Championship Teams 93-97
Who Were? 98
Retired Jersies, Hall of Fame 99
Honors, All-SEC, UK in the SEC . . .100-101
All-Americans 102-103
UK in NCAA Tournament 104-105
All-Time Wire Rankings 106-109
UK in SEC Tournament 110
Alumni Gym 111
Memorial Coliseum 112-113
Rupp Arena 114-115
UK in Louisville 116-117
Success, Academic and Athletic . .118-120
U.K. T.V. 121
Awards & Honors 122-123
Lettermen 124-126
Band, Traditions & Cheerleaders . .127-128
RECORDS 129-164
All-Time Records 130-132
Attendance 133
Scoring and Total Points 134-135
Rebounding, Field Goals 136-137
Free Throws, Assists 138-139
Team Records 140
Streaks, Overtime Games 141
Year-By-Year Team Statistics 142-143
UK in Tournaments 144
1,000-point Scorers 145-151
UKIT Records, History 152-154
Year-By-Year Scores 155-164



THIS IS KENTUCKY 165-180

Hagan, Roselle, Board 166-167
Assistant ADs, Support Staff 168-169
CATS 170-171
Facilities & Program 172
Lexington 173-175
Blue-White Fund, Coaches, Alumni Assoc. 176-177
Cats on Radio, TV 178-179
Primary Media Outlets 180

UK QUICK FACTS

MAILING ADDRESS: Memorial Coliseum, Lexington, KY 40506-0019

SID TELEPHONE: (606) 257-3838

FOUNDED: 1865

ENROLLMENT: (campus) 22,000 (at 14 community colleges) 30,000

CONFERENCE: Southeastern

NICKNAME: Wildcats

COLORS: Blue & White

PRESIDENT: Dr. David Roselle

FACULTY CHAIRMAN/ATHLETICS: Robert Lawson

ATHLETICS DIRECTOR: Cliff Hagan

ASSISTANT ATHLETICS DIRECTORS: Lary Ivy (Finance), Gene DeFilippo (Marketing/ Promotions/Fundraising), Bob Bradley (NCAA/SEC Compliance, Academic Affairs) Kathy DeBoer (Women)

ASSISTANT TO THE ATHLETICS DIRECTOR: Russell Rice

HOME COURT: Rupp Arena (23,000)

CREDITS

The 1988-89 University of Kentucky Wildcats Basketball Media Guide was produced by the University of Kentucky Athletics Association, Cliff Hagan, Director.

Editor . . . . . .Chris Cameron

Assistant Editors . .Susan Hazzard, Dan Peters, Russell Rice

Editorial Assistants .Joyce Baxter, Don DeLuca, Charlie Robbins

Photography . . . . . .David Coyle, Chris Jones, Chuck Perry, Bill Strauss, UK Photographic Services

Color Separations . . . .Computer Color Corp. (Judy Langston)

Typesetting, Printing . . . . . .Host Communications Printing & Publishing (Stephanie Reinhardt)

Additional copies of this publication may be purchased for $7.00 each, which includes postage and handling. Write to:

University of Kentucky Sports Information, Memorial Coliseum, Lexington, KY 40506-0019. The University of Kentucky is an Equal Opportunity Educational Institution.

KENTUCKY 1988-89

COVERING THE CATS

Credentials for UK home games are issued for working media only and should be requested as early as possible. Requests must be made in writing on company letterhead and are honored only from sports editors of daily newspapers and sports directors of radio and television stations. Requests from weekly newspapers and radio stations will be accepted only from those who will be attending games in a working capacity and will be filled on a space-available basis.

All requests for credentials should be made to: Chris Cameron Sports Information Director Memorial Coliseum Lexington, KY 40506-0019

MEDIA WILL CALL Located on the Patterson Street entrance to Rupp Arena. Credentials are not available at the public Will Call window on the High Street concourse level. A limited number of parking passes are available and should be requested at the time of requesting credentials.

PHOTOGRAPHERS The photo zones are appropriately marked on the Rupp Arena floor. Because of space demands, shooting on the press row sideline is permitted at Rupp Arena with the game officials determining the boundaries (because various officials have different "dos" and "don'ts" regarding photographers on the side).

MEDIA ROOM The media room is located in the Rupp Arena dressing room area, behind the visitors' bench. Working facilities, with necessary outlets and a limited number of telephones, are available. A pre-game snack will be served. Drinks will be available at halftime and after the game.

MEDIA SERVICES The University of Kentucky uses the sophisticated "Final III" computer statistics system, which was used during the last four NCAA Final Fours. Working media will be provided the following:

• Game program and notes Shot charts • Complete play-by-play • Halftime statistics • Final statistics • Coach and player quotes

Electronic media (radio and TV) will be provided a statistics monitor at their location for instant access to the stats during the game.



Coach Eddie Sutton addresses the media in a postgame press conference.

Rupp Arena Diagram

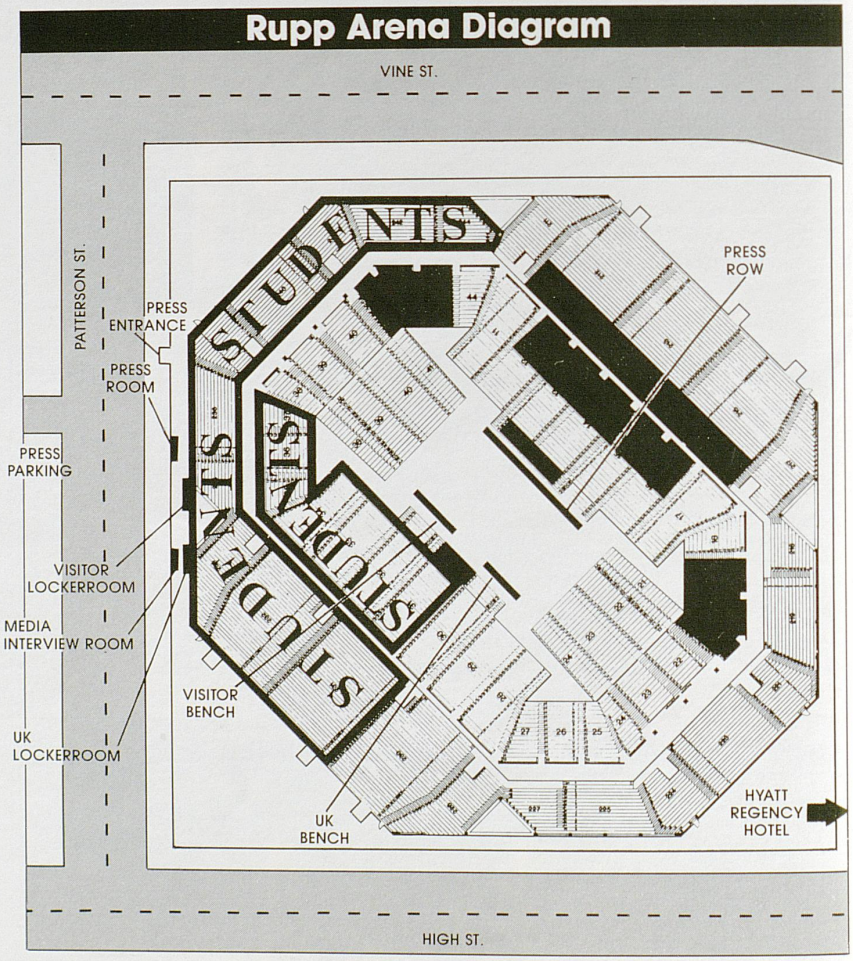

KENTUCKY 1988-89

UK SPORTS INFORMATION



CHRIS CAMERON
SID
Basketball Contact



JOEY HOWARD
Assistant SID



RENA VICINI
Assistant SID



JOYCE BAXTER
Staff Assistant



GAIL DENT
Sports Information Assistant

PHONE DIRECTORY

SID OFFICE: (606) 257-3838 (Days) (606) 257-6474 (Nights/Weekend) (606) 257-8909 (Fax)
Chris Cameron, Sports Information Director (Basketball Contact) (606) 257-3838 (Office) (606) 273-8882 (Home)
Joey Howard, Assistant SID (606) 257-4792 (Office) (606) 273-2240 (Home)
Rena Vicini, Assistant SID (606) 257-3838 (Office) (606) 278-7773 (Home)
Joyce Baxter, Staff Assistant (606) 257-3838 (Office) (606) 734-4736 (Home)

RUPP ARENA PRESS ROW: (606) 252-3602

RUPP ARENA MANAGEMENT: (606) 233-4567

IMPORTANT ATHLETICS ASSOCIATION NUMBERS BASKETBALL OFFICE: (606) 257-1916
Eddie Sutton, Head Coach
James Dickey, Assistant Coach
Dwane Casey, Assistant Coach
Jimmy Dykes, Assistant Coach
Marta McMackin, Administrative Assistant

ADMINISTRATION: (606) 257-2881
Cliff Hagan, Athletics Director
Barbara Isham, Executive Assistant

ACADEMICS/NCAA, SEC COMPLIANCE: (606) 257-1897
Bob Bradley, Assistant Athletics Director
Barbara Deniston, Director of Student Development
Mike Jenkins, Academic Counselor
George Barber, Kevin Dooley, Mike Haley, Brad Myers, Graduate Assistants
Ann Sampson, Staff Assistant

BUSINESS OFFICE: (606) 257-4911 Larry Ivy, Assistant Athletics Director
J.R. Hisle, Accounting Manager
Sandy Morgan, Administrative Assistant
Nancy Cunnigan, Rita Griffith, Barbara Kiser, Accounting Clerks

MARKETING, PROMOTIONS & FUNDRAISING: (606) 257-5611
Gene DeFilippo, Assistant Athletics Director
Tamara Calton, Staff Assistant
Debbie Mulligan, Graduate Assistant

WOMEN'S ATHLETICS: (606) 257-8604
Kathy DeBoer, Assistant Athletics Director
Toni Byrne, Staff Assistant

TICKET OFFICE: (606) 257-1818
Barbara Donnelly, Ticket Manager
Carolyn McDowell, Lydie Wehrle, Deidra Cochran, Staff Assistants

STUDENT ADMISSIONS: (606) 257-1757
Rodney Stiles, Student Affairs Officer

EQUIPMENT: (606) 257-1889
Bill Keightley, Equipment Manager

TRAINING ROOM: (606) 257-2750
Walt McCombs, Trainer

STRENGTH/CONDITIONING: (606) 257-2672

RADIO BROADCASTS Broadcasting rights to UK games are assigned exclusively to the UK Network. One reciprocal rights fee waiver is guaranteed opponent schools visiting Lexington.

TELEPHONES A limited number of telephones are available in the Rupp Arena media room. Newspapers and radio stations desiring their own private lines, to be installed either on press row or in the media room, should contact General Telephone, (606) 223-9422.

POSTGAME INTERVIEWS An interview room is located adjacent to the media room. Coach Eddie Sutton will be brought to the interview room following a cooling-OFF period. The visiting coach will follow, if agreeable.

KENTUCKY LOCKERROOM POLICY After a 25-minute cooling-off period (during which time players will shower and dress and coach Sutton will conduct his press conference), the UK lockerroom will be open to members of the media for a 15-minute period.

WEEKLY MEDIA LUNCHEON Coach Eddie Sutton will again play host to a weekly news conference/luncheon at the Wildcat Lodge. The exact schedule will be available at the sports information office. Media representatives wishing to join the conference by telephone may do so. For teleconference information, call the sports information office.

PLAYER INTERVIEWS All player interviews must be arranged through the Sports Information Office. Interviews may be conducted from 2:30 p.m. to 2:50 p.m. the two days prior to each game. Practices are open to members of the media one day prior to the games only. Please arrange player interviews by 4 p.m. the day before.

KENTUCKY 1988-89

1988-89 UNIVERSITY OF KENTUCKY BASKETBALL ROSTER

No.	Name	Pos.	Ht.	Wt.	Class	Age	Exp.	Hometown (High School)
33	Johnathon Davis	F	6-6	195	Fr.	19	HS	Pensacola, Fla. (Pine Forest)
25	LeRon Ellis	F/C	6-10	235	So.	19	1L	Tustin, Calif. (Mater Dei)
32	Richie Farmer	G	6-0	180	Fr.	19	HS	Manchester, Ky. (Clay County)
12	Deron Feldhaus	F	6-7	210	Fr.	19	HS	Maysville, Ky. (Mason County)
35	Reggie Hanson	F	6-7	200	So.	20	1L	Somerset, Ky. (Pulaski Co.)
23	Eric Manuel	G/F	6-6	225	So.	20	1L	Macon, Ga. (Southwest)
4	Derrick Miller	G	6-5	170	Jr.	20	2L	Savannah, Ga. (Baptist Bible)
42	Chris Mills	G/F	6-7	200	Fr.	18	HS	Los Angeles, Calif. (Fairfax)
34	John Pelphrey	F	6-7	185	Fr.	20	HS	Paintsville, Ky. (Paintsville)
50	Mike Scott	C	6-11	230	Sr.	21	2L	South Shore, Ky (Greenup Co.)
20	Sean Sutton	G	6-1	175	So.	20	1L	Lexington, Ky. (Henry Clay)

SQUAD BREAKDOWN

Lettermen Lost (6)		Pos.	Ht.	Wt.	Cl.	PPG	RPG
25	*Winston Bennett	F	6-7	210	Sr.	15.3	7.8
3	*Rex Chapman	G	6-4	185	So.	19.0	2.9
15	*Ed Davender	G	6-2	165	Sr.	15.7	2.2
55	Cedric Jenkins	F/C	6-9	205	Sr.	3.4	3.5
44	*Rob Lock	C	6-11	225	Sr.	10.9	6.5
42	Richard Madison	F	6-7	230	Sr.	2.9	3.2
					TOTAL	**67.2**	**26.1**

Lettermen Returning (6)		Pos.	Ht.	Wt.	Cl.	PPG	RPG
25	LeRon Ellis	F/C	6-10	235	So.	4.3	3.0
35	Reggie Hanson	F	6-7	200	So.	1.3	1.1
23	*Eric Manuel	G/F	6-6	225	So.	7.1	3.2
4	Derrick Miller	G	6-5	170	Jr.	1.3	.7
50	Mike Scott	C	6-11	230	Sr.	1.7	1.7
20	Sean Sutton	G	6-1	175	So.	1.3	.4
					TOTAL	**17.0**	**10.1**

*Denotes starters

Newcomers (5)	Pos.	Ht.	Wt.	Cl.
33 @Johnathon Davis	F	6-6	195	Fr.
32 Richie Farmer	G	6-0	180	Fr.
12 @Deron Feldhaus	F	6-7	210	Fr.
42 Chris Mills	G/F	6-7	200	Fr.
34 @John Pelphrey	F	6-7	185	Fr.

@Denotes redshirts

By Class

SENIOR (1)—Mike Scott.
JUNIOR (1)—Derrick Miller.
SOPHOMORES (4)—Leron Ellis, Reggie Hanson, Eric Manuel, Sean Sutton.
FRESHMEN (5)—Johnathon Davis, Richie Farmer, Deron Feldhaus, Chris Mills, John Pelphrey.



1988-89 UNIVERSITY OF KENTUCKY WILDCATS

FRONT ROW: *Coach Eddie Sutton, Assistant Coach James Dickey, John Pelphrey, Johnathon Davis, Eric Manuel, Sean Sutton, Derrick Miller, Richie Farmer, Assistant Coach Dwane Casey, Assistant Coach Jimmy Dykes.*

BACK ROW: *Jeff Kidder (Mgr.), Spencer Tatum (Mgr.), Robert Gayheart (Mgr.), David Deaton (Mgr.), Bill Keightley (Equipment Mgr.), Chris Mills, Deron Feldhaus, Mike Scott, LeRon Ellis, Reggie Hanson, Walt McCombs (Trainer), John Landis (Student Trainer), Eric Moore (Mgr.), Jeff Morrow (Mgr.).*



1988-89 KENTUCKY OUTLOOK

BIG SHOES TO FILL



The year is 1945. . . A nine-year old Kansas fourth-grader named Eddie Sutton shoots baskets after school in hopes of someday becoming a basketball star. Nine hundred miles away in Lexington,

Kentucky, Adolph Rupp is the head basketball coach at the University of Kentucky. He's talking about his team for the upcoming season. It's a young group, he says, of the youngest he's ever coached. It will be tough to come close to the 19-2 record from a year before.

But the challenge is exciting.

Forty-three years later, nine-year-old Kansas fourth-graders are still dreaming of becoming basketball stars. Nine hundred miles away in Lexington, Kentucky, Eddie Sutton is the head basketball coach at the University of Kentucky. He's talking about his team for the upcoming season. It's a young group, he says, one of the youngest he's ever coached. It will be tough to come close to the 27-6 record from a year before.

But he's up to the challenge.

A senior and a junior comprise the entire upperclass of this 1988-89 edition of the Kentucky Wildcats, providing a challenge a Kentucky coach hasn't faced in 40 years. In addition to being young, the Kentucky roster is also relatively small and not too deep. Naturally, these are concerns for Sutton; but they're also sources of motivation and excitement.

"As I approach this season, I think there's a feeling of concern," he says. "After you have lost six of your top eight players and you only have one senior and one junior, and the rest of your squad consists of freshmen and sophomores, you're concerned about the lack of experience. I don't believe there's ever been a team I can remember coaching that was as youthful as this one. When you play in one of the toughest leagues in the country, and perhaps the toughest non-conference schedule I've seen since I've been at Kentucky, that does make for some concern on our part.

"I'm very anxious, however, to get started on the 15th of October. I think this will be a very enthusiastic group that will be eager to learn. Certainly we have enough talent to be competitive."

Sutton's returning talent will have some big Nikes to fill. It was bad enough losing Winston Bennett (15.3 ppg., 7.8 rpg.), Ed Davender (15.7 ppg., 2.2 rpg.), Rob Lock (10.9 ppg., 6.5 rpg.), Cedric Jenkins (3.4 ppg., 3.5 rpg.) and Richard Madison (2.9 ppg., 3.2 rpg.) in one fell swoop. But the biggest loss occurred when super-soph Rex Chapman declared himself eligible in May for the National Basketball Association draft. To the dismay of thousands of adoring Kentuckians, Chapman took his 19 points, 2.9 rebounds and 4.0 assists per game to the Charlotte Hornets, who drafted him eighth overall. Four of UK's 1987-88 starters, in fact, were snatched in the three-round NBA draft, with Lock going to the Los Angeles Clippers, Davender

continued on page 6

KENTUCKY 1988-89

BIG SHOES (continued)

to Washington and Bennett to Cleveland.

Enough of the bad news. Back to the future. The cupboard is not completely bare. Although a 38th Southeastern Conference championship would seem a lofty goal, Sutton feels there is enough talent on his team to make for an interesting year.

"We have some players who have not had the opportunity to play in the past who are now going to have the opportunity to step forward," he says. "They're very excited about that. I have found through past experience that, when you have adversity, young people respond in a very positive manner when given the opportunity. That's what we hope some of our guys will be able to do. Maybe people we wouldn't have counted on as much will step forward now, given that opportunity."

One player who already stepped forward is sophomore Eric Manuel. The 6-6, 225-pound Macon, Ga. native played and practiced his way into a consistent starting role during the second half of the 1987-88 season and is Kentucky's leading returning scorer (7.1 ppg.) and rebounder (3.2 rpg.). "If we are going to be successful," Sutton says, "I think a large part of it will be due to the type of season Eric Manuel will have."

Four talented guards join Manuel in the Wildcat backcourt, comprising what Sutton calls one of the strengths of this team. Sophomore Sean Sutton (6-1, 175, Lexington) will probably battle for the point guard spot with highly-heralded freshman Richie Farmer (6-0, 180, Manchester), the state of Kentucky's 1988 "Mr. Basketball." Derrick Miller (6-5, 170, Savannah, Ga.) and Chris Mills (6-7, 200, Los Angeles, Calif.) are also strong candidates for starting spots.

Although a 38th Southeastern Conference championship would seem a lofty goal, Sutton feels there is enough talent on his team to make for an interesting year.

"I believe one of the strengths of our ballclub should be our guard play," he says. "We have some flexibility at our guard spots, because Eric Manuel can move out and either play the point or the second guard, and that will give us some depth and some flexibility.

"We have in Sean, I think, a very good point guard. I don't believe we have anyone on the squad who has worked harder over the summer. I believe Richie Farmer can also compete for the point guard spot. Then you have Derrick Miller, who is one of the best perimeter shooters on the squad."

The UK front line will be talented but inexperienced, and susceptible to a height problem in an injury situation. Sophomore LeRon Ellis (6-10, 235, Tustin, Calif.) showed flashes of brilliance last season and could have a fine season with added consistency in his play. "Now that LeRon realizes that we are depending on him," Sutton says, "hopefully he will say, 'Hey, I want to be one of the star players on this Kentucky ball club.' "

Sutton will also be looking for leadership and consistency from the tallest and oldest Wildcat, senior Mike Scott (6-11, 230, South Shore). "Mike is our only senior," he says. "He progressed and developed late in the year last season. It's very possible we did not play him as much as we should have. At the times he did play, I thought he did a nice job.

"I am concerned about our lack of size, and I think this can be a real key in what kind of won-lost record you have. If we can get through the season without any major injuries, we'll be much better off. If LeRon and Mike were to both go down, we would be an extremely short basketball team."



Although he is only a sophomore, LeRon Ellis returns as one of the most experienced Wildcats.



Sophomore Eric Manuel is Kentucky's leading returning scorer (7.1) and rebounder (3.2).



Sean Sutton, son of the UK coach, could challenge for the starting point guard spot.

KENTUCKY 1988-89

Sophomore Reggie Hanson (6-7, 200, Somerset) will definitely challenge for prime playing time, according to Sutton. "Reggie could very well be the best athlete on our squad," he says. "Now that he fully realizes that he is a person we are depending on, I think he'll seize the opportunity and he'll have a very good season."

Freshmen Deron Feldhaus (6-7, 210, Maysville), Johnathon Davis (6-6, 195, Pensacola, Fla.) and John Pelphrey (6-7, 185, Paintsville) have had a redshirt year in which to mature and learn the Kentucky system. Each possesses individual strengths that could play important roles in the success of the team.

"We believe Feldhaus would have been playing a lot of basketball for us late in the year last season," Sutton says. "He made remarkable progress in his freshman year.

"Many times when you redshirt, there's a tendancy to relax, not to be as dedicated as you should be. But that's not the case with any one of these three guys. No one worked harder than the three redshirts last year, and I think that's going to pay dividends this year for all of them and for our ballclub."

Kentucky could face the national champions from the past three seasons (Kansas, Indiana and Louisville), 1988 final four participant Duke, perennial Big East power Syracuse, plus the murderous Southeastern Conference slate.

In addition to the youthfulness of his team, Sutton faces another stiff challenge in 1988-89—the Wildcat schedule. Kentucky could face the national champions from the past three seasons (Kansas, Indiana and Louisville), 1988 final four participant Duke, perennial Big East power Syracuse, plus the murderous Southeastern Conference slate.

"This could be one of the toughest schedules any Wildcat team has had to face," Sutton says. "When you look at the top non-conference teams we're playing, then you throw in the SEC, it is going to be tough, especially early. So I would think that if we don't get our ears beaten down too much, by the time we get to conference play, we certainly should have some seasoning."

After a long, hot, frustrating summer, Kentucky basketball players, coaches and fans are ready to get back to the future.

The year is 1988. . .



Mike Scott is the tallest and oldest Wildcat, the only senior on the 1988-89 squad.



Sharpshooter Derrick Miller hopes to regain the form that produced a promising freshman campaign.



Coach Suton is expecting an increased role for 6-7 forward Reggie Hanson.



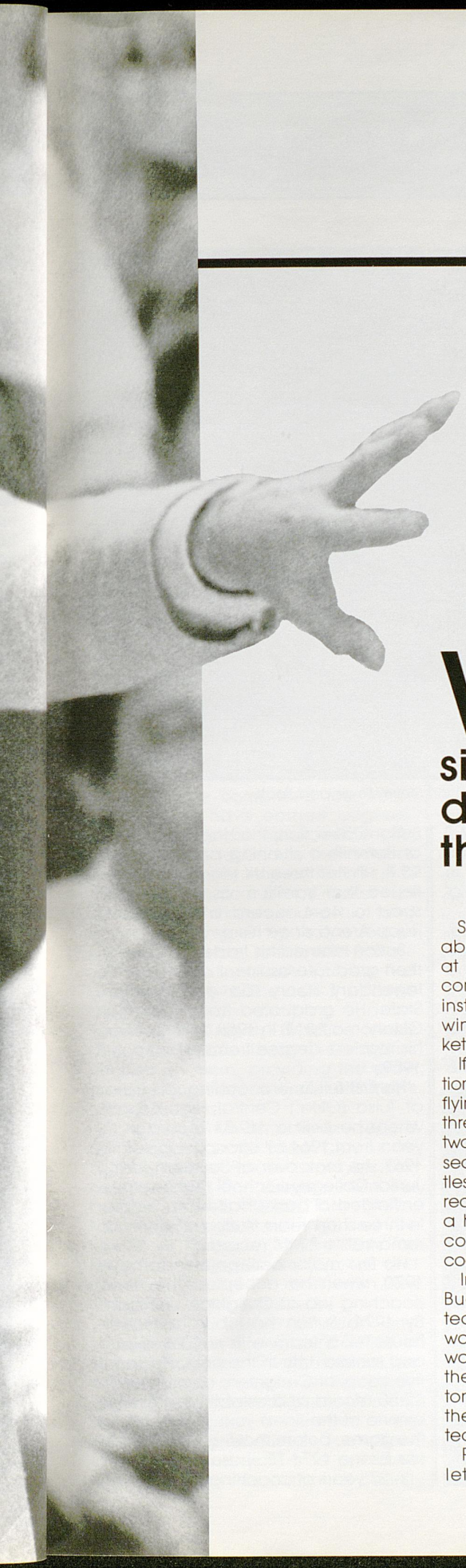

Kentucky's Head Coach

EDDIE SUTTON

When Eddie Sutton accepted "the best coaching position in America," he faced a different type of challenge than he had ever faced before.

Sutton was known for his uncanny ability to build teams from scratch. But at Kentucky, he would not have to construct a team into a powerhouse; instead, he needed to maintain the winningest program in college basketball history.

If his first three seasons are any indication, Sutton has met the challenge with flying colors. He has led Kentucky to three straight NCAA Tournament bids, two Southeastern Conference regular-season titles and two SEC Tournament titles while compiling a sparkling 77-21 record (78.6 percent). In 19 seasons as a head coach, he owns a 419-146 record (74.2 percent) and has never coached a team to a losing season.

In his first season at Kentucky, the Bucklin, Kansas, native inherited a team that had compiled an 18-13 worksheet the previous season and was, at best, predicted to finish third in the Southeastern Conference. But Sutton's style and creativity transformed the Cats into one of the most exciting teams in the country.

Promising to start the five best athletes on the squad, the first-year coach utilized three guards for their speed, quickness and smothering man-to-man defense. The 1985-86 Wildcat team captured the imagination of Kentucky fans like no other team since the famous "Rupp's Runts" of 1965-66.

By season's end, the Cats posted a 32-4 record and were ranked third in the country in the final polls. UK stormed through the Southeastern Conference with a 17-1 record and followed that with an SEC Tournament championship. In the NCAA Tournament, Kentucky won three games, advancing to the Final Eight, before falling one game short of the Final Four.

For his efforts, Sutton was named SEC Coach of the Year by the Associated Press and United Press International. In addition, the first-year coach earned National Coach of the Year honors from the AP and the National Association of Basketball Coaches.

His second season, fans wondered what Sutton could possibly do for an encore.

The odds were stacked against the

continued on page 10

KENTUCKY 1988-89

SUTTON (continued)

1986-87 Wildcat squad when star forward Winston Bennett was sidelined for the season with a knee injury. Several other injuries depleted the UK squad until there were just seven scholarship players available for practice at one point. Kentucky was picked to finish an uncustomary fifth in the SEC.

Instead, the Wildcats earned an NCAA tournament berth after finishing third in the SEC with a 10-8 league mark and an 18-11 overall record. Included in that season's accomplishments were a 34-point win over rival Louisville on national television, a hard-fought loss to third-ranked Indiana in Bloomington, a stunning upset of Alabama on national television, a victory over David Robinson's Navy team before the national TV cameras, and a thrilling one-point win over 12th-ranked Oklahoma.

Last season Sutton took the Wildcats to the top again, leading UK to its 37th regular-season SEC title and its 16th SEC Tournament championship. The Wildcats advanced to the "Sweet 16" in the NCAA Tournament and finished the season with a sparkling 27-6 record. It was a season in which the Cats rolled to a 10-0 start and No. 1 ranking in both wire service polls, thanks in part to thrilling victories over defending national champion Indiana (82-76 in overtime) and intrastate rival Louisville (76-75). After winning the SEC Tournament championship in Baton Rouge, La., UK advanced to the semi-finals of the Southeast Regional before finally bowing to Villanova, 80-74.

Last year marked the 12th straight year Sutton has guided a team to the NCAA Tournament. The only other coach who can match that record is North Carolina's Dean Smith, whose Tar Heels made their 14th straight appearance in college basketball's showcase last season. Sutton's overall record in NCAA Tournament competition is now 17-13.

Sutton's reputation as a "miracle-worker" didn't begin in Lexington. Prior to becoming Kentucky's head man, Sutton spent 11 years at Arkansas, where he took the Razorbacks from the basement of the Southwest Conference to a perennial national power.

After taking the Arkansas job in 1974, Sutton immediately worked wonders, guiding his first two teams to 17-9 and 19-9 records. Sutton got the Razorbacks in the NCAA tournament in 1977 and they stayed there the rest of his tenure in Fayetteville.



Patsy and Eddie Sutton with sons (left to right) Steve, Sean and Scott.

Sutton also holds a distinction of being one of only 25 active college coaches who have both played and coached in the NCAA Tournament. As a senior at Oklahoma State in 1958, Sutton scored 20 points and pulled down 11 rebounds in three games in helping OSU reach the finals of the Midwest Regional. He scored eights points in Oklahoma State's 65-40 NCAA Tournament win over the team he would eventually coach, Arkansas.

While winning nearly 78 percent of the time, Sutton's Razorback teams averaged nearly 24 victories a season and won five Southwest Conference titles. His overall (77.6) and Southwest Conference (79.7) winning percentages are league records that may never be approached. His overall record at Arkansas was 260-75. He earned national "Coach of the Year" honors twice while at Arkansas (1977 and 1978) and was named the SWC "Coach of the Year" four times.

Sutton created a monster in the Ozarks. His teams were nearly impossible to defeat at Barnhill Arena, Arkansas' on-campus home. Under Sutton's direction, the Hogs were 121-8 at Barnhill, a stunning percentage of 93.8. His first three UK teams have continued that tradition, as the Wildcats sport a 46-4 record at Lexington's Rupp Arena since his arrival.

Sutton learned his trade as a player, then graduate assistant coach for the legendary Henry Iba at Oklahoma State. He graduated from OSU (then Oklahoma A&M) in 1958 and received his master's degree from the school in 1959.

His first full-time coaching job came at Tulsa (Okla.) Central High School, where he built a 119-51 record in six years from 1961-62 through 1966-67. In 1967, he took over at Southern Idaho Junior College, a school that had never fielded a basketball team before. In three short years, Sutton compiled a remarkable 83-14 record.

His first major college test came in 1970, when he accepted the head coaching job at Creighton University. By 1974, Sutton had built a powerhouse — a team with a 23-6 record and ranked 14th in the polls. He spent five years at Creighton, compiling an 82-50 record and establishing himself as one of the finest young coaches in the game, before moving on to Arkansas for the 1974-75 season.

In 27 years of coaching high school,

KENTUCKY 1988-89



junior college and college teams, Sutton has a record of 621-211. His major college record now stands at 419-146.

Another tribute to Sutton's success is the number of head coaches he has turned out. Gene Keady (Purdue), Pat Foster (Houston), Bill Brown (California State-Sacramento) and Leonard Hamilton (Oklahoma State) are head coaches who were one-time Sutton assistants.

Off the court, Eddie Sutton has always emphasized discipline and academics. Nearly 90 percent of the players who have completed four years under Sutton have earned degrees. He develops close relationships with his players, evidenced by the fact that players frequently stop by his office to chat. His open-door policy makes him accessible to those around him and hardly a day goes by that a former player doesn't call to talk with Sutton.

On the court, Sutton's success has been built on what he calls the "three D's — dedication, discipline and defense." The Wildcats' practice jersies and pants have those three words stitched on them, providing the players with a constant reminder of Sutton's way to success.

Sutton also has an enviable record of turning out professional players, including former Arkansas players Sidney Moncrief, Ron Brewer, Alvin Robertson, Darrell Walker, Tony Brown, Marvin Delph, Scott Hastings and Joe Kleine. At Kentucky, others soon followed, including Kenny Walker and this past year's NBA crop, with Rex Chapman leading the way.

A nationally-known clinician and speaker, Sutton is also very active in various professional organizations. He is currently a member of the prestigious NCAA Basketball Issues Committee. He has been a member of the NCAA Basketball Rules Committee and is the immediate past president of the National Association of Basketball Coaches (NABC). Sutton also serves on the Board of Directors of the Naismith Basketball Hall of Fame in Springfield, Mass.

Sutton is active in various charity organizations and makes numerous appearances for charitable causes.

The 52-year-old Sutton and his wife Patsy have three sons — Steve, a 23-year-old senior at UK; Sean, a 20-year-old sophomore basketball player at UK; and Scott, an 18-year-old senior at Lexington's Henry Clay High School.

EDDIE SUTTON'S COACHING RECORD

Year	School	Rcd	Pct
1970	Creighton	15-10	.600
1971	Creighton	14-11	.560
1972	Creighton	15-11	.577
1973	Creighton	15-12	.556
1974	Creighton	23-6	.793
1975	Arkansas	17-9	.654
1976	Arkansas	19-9	.679
1977	Arkansas	26-2	.929
1978	Arkansas	32-4	.889
1979	Arkansas	25-5	.833
1980	Arkansas	21-8	.724
1981	Arkansas	24-8	.750
1982	Arkansas	23-6	.793
1983	Arkansas	26-4	.867
1984	Arkansas	25-7	.781
1985	Arkansas	22-13	.629
1986	Kentucky	32-4	.889
1987	Kentucky	18-11	.621
1988	Kentucky	27-6	.818
TOTALS			
1970-74	Creighton (5 years)	82-50	.621
1975-85	Arkansas (11 years)	260-75	.776
1986-88	Kentucky (3 years)	77-21	.786
1970-88	**19 Years**	**419-146**	**.742**



WINNINGEST ACTIVE DIVISION I COACHES BY PERCENTAGE

Name, School	Yrs.	Won	Lost	Pct.
1. Jerry Tarkanian, UNLV	20	501	106	82.5
2. John Chaney, Temple	16	37	997	79.6
3. Dean Smith, North Carolina	27	638	182	77.8
4. Jim Boeheim, Syracuse	12	287	93	75.5
5. Denny Crum, Louisville	17	412	139	74.8
6. EDDIE SUTTON, KENTUCKY	19	419	146	74.2
7. John Thompson, Georgetown	16	370	130	74.0
8. Lou Carnesecca, St. John's	20	440	157	73.7
9. Bob Knight, Indiana	23	487	179	73.1
10. Rick Huckaby, Marshall	5	114	44	72.2

EDDIE SUTTON-COACHED TEAMS IN THE NCAA

1973-74	Creighton 77, Texas 61
	Kansas 55, Creighton 54
	Creighton 80, Louisville 71
1976-77	Wake Forest 86, Arkansas 80
1977-78	Arkansas 73, Weber State 52
	Arkansas 74, UCLA 70
	Arkansas 61, Cal-Fullerton 58
	Kentucky 64, Arkansas 59
	Arkansas 71, Notre Dame 69
1978-79	Arkansas 74, Weber State 63
	Arkansas 73, Louisville 62
	Indiana State 73, Arkansas 71
1979-80	Kansas State 71, Arkansas 53
1980-81	Arkansas 73, Mercer 67
	Arkansas 74, Louisville 73
	LSU 72, Arkansas 56
1981-82	Kansas State 65, Arkansas 64
1982-83	Arkansas 78, Purdue 68
	Louisville 65, Arkansas 63
1983-84	Virginia 53, Arkansas 51 (ot)
1984-85	Arkansas 63, Iowa 54
	St. John's 68, Arkansas 65
1985-86	Kentucky 75, Davidson 55
	Kentucky 71, Western Kentucky 64
	Kentucky 69, Alabama 63
	LSU 59, Kentucky 57
1986-87	Ohio State 91, Kentucky 77
1987-88	Kentucky 99, Southern 84
	Kentucky 90, Maryland 81
	Villanova 80, Kentucky 74

Totals: **Creighton (1 year)-2-1**
Arkansas (9 years)-10-9
Kentucky (3 years)-5-3
12 appearances 17-13

KENTUCKY 1988-89

ASSISTANT COACH JAMES DICKEY

Instructor, strategist, recruiter, motivator — all are fitting descriptions for assistant coach James Dickey.

Considered one of the top young assistants in the country, Dickey has assisted Eddie Sutton for seven years now — four at Arkansas and three at Kentucky. Razorback and Wildcat teams have compiled a remarkable 173-51 record and all have advanced to the NCAA Tournament under Dickey and Sutton's instruction.

Considered one of the top young assistants in the country, Dickey has assisted Eddie Sutton for seven years now — four at Arkansas and three at Kentucky.



The Dickeys — James, Bettye and Lauren Brooks.

Dickey joined the Wildcat staff in April, 1985, shortly after Sutton was named as the UK head coach.

In his first season at Kentucky, the Wildcats were one of the Cinderella teams in the country, defying the odds-makers to compile a 32-4 record and advance to the Final Eight of the NCAA Tournament. The 1985-86 Cats captured the school's 36th Southeastern Conference championship with a 17-1 league record and also won the SEC Tournament title. Kentucky finished the season ranked third nationally in most polls.

During his second season, the Wildcats surprised the basketball world by winning 18 games and receiving an NCAA Tournament bid after predictions for a down year. Last season, the Wildcats were again at the top, capturing their 37th Southeastern Conference regular-season championship, spending part of the season atop the wire service polls, winning the SEC Tournament championship and advancing to the "Sweet 16" in the NCAA Tournament.

Dickey joined Sutton's Arkansas staff in 1981-82 and spent two years as a part-time assistant before being elevated to full-time status for the remaining two years in Fayetteville. Arkansas compiled a 96-30 record and won a Southwest Conference championship while Dickey was an assistant. The Razorbacks competed in the NCAA tournament each of his four years there.

Dickey attended Valley Springs High School in Valley Spring, Ark. He played basketball for three years and as a senior earned All-State honors. Dickey then went to the University of Central Arkansas in Conway, Ark., where he was a four-year letterman and a three-year starter.

After graduating from Central Arkansas in 1976, Dickey spent one year as an assistant coach at Harding College in Searcy, Ark., while working on his Master's Degree. He then spent two years as head basketball coach at Harding Academy in Searcy and in 1978 was named district "Coach of the Year" after his team won its conference championship.

After his stint at Harding Academy, Dickey returned to Central Arkansas as an assistant coach and spent two years there before moving to Arkansas in 1981.

The 34-year-old Dickey is married to the former Bettye Fiscus of Wynne, Ark., who is the all-time leading basketball scorer at the University of Arkansas. Their daughter, Lauren Brooks, was born in May.



KENTUCKY 1988-89

ASSISTANT COACH DWANE CASEY



Assistant Coach Former University of Kentucky basketball player Dwane Casey is now in his third season on the Wildcat staff. Casey returned to UK April 18, 1986 after serving five seasons as an assistant coach at Western Kentucky University.



Casey made a immediate impact on the Wildcat program, joining with head coach Eddie Sutton and assistant coach James Dickey in landing what most publications regard the best recruiting crop in the country the past two years.

Casey, a native of Morganfield, Ky., and a 1979 graduate of UK, filled the vacancy on the UK staff left by Leonard Hamilton, who became head coach at Oklahoma State. Casey made a immediate impact on the Wildcat program, joining with head coach Eddie Sutton and assistant coach James Dickey in landing what most publications regard the best recruiting crop in the country the past two years.

Casey works with all phases of coaching, including recruiting, practice and game preparation.

During his career at Kentucky, Casey was known primarily as a playmaker and an outstanding defensive player. As a Wildcat guard, he played on the 1976 NIT championship team and the 1978 NCAA championship squad. Casey served as a co-captain of the 1979 Wildcat team.

Following his graduation in 1979, Casey served as a graduate assistant under Coach Joe B. Hall at UK for one season before joining Clem Haskins' staff at Western in 1980. After two seasons there, Casey left coaching for one season to join the sales staff at WKYT-TV in Lexington. He discovered, however, his heart was in coaching, so he returned to Western for the 1983-84 season and continued there through the 85-86 campaign.

While at Western, Casey gained valuable foreign experience, spending six summers conducting coaching clinics in Japan for the Japan Amateur Basketball Association.

During the summer of 1987, Casey received one of the most prestigious awards an athlete can receive in the Commonwealth, when he was inducted into the Kentucky Athletic Hall of Fame.

The 31-year-old Casey is single.

KENTUCKY 1988-89

ASSISTANT COACH JIMMY DYKES





Dykes was a point guard on four of head coach Eddie Sutton's teams at Arkansas, including two Southwest Conference championship squads.

Assistant Coach Jimmy Dykes is in his second season as a member of the University of Kentucky coaching staff, having joined the Wildcat ranks on June 8, 1987.

Dykes was a point guard on four of head coach Eddie Sutton's teams at Arkansas, including two Southwest Conference championship squads. During his career at Arkansas, the Razorbacks compiled a 78-15 record. During the summer of 1984, Dykes played in the Kirin World Basketball Games in Tokyo, Japan.

An honor graduate from Arkansas, Dykes finished his academic career with a 3.6 grade point average and earned his undergraduate degree in Speech and Physical Education. A member of the Fellowship of Christian Athletes, Dykes was a Dean's List student at the Fayetteville, Ark., school.

A native of Fayetteville, Dykes was a four-sport letterman at Fayetteville High School, earning three letters in basketball, three in track, two in football and one in cross country as a prep. He was an all-conference basketball player as a senior and was a member of the Arkansas state mile relay championship team as a junior. Following graduation from Arkansas in 1984, Dykes served Sutton as a graduate assistant in 1984-85. The following season he became an assistant coach at Sacramento State University in Sacramento, Calif. The next year, he was an assistant coach at Appalachian State University in Boone, N.C.

Dykes assists Sutton in the areas of on-court instruction, scouting and game preparation. Off the court, Dykes made a cameo appearance in the made-for-TV movie "Bluegrass," which was filmed in Lexington in the fall of 1987.

The 27-year-old Dykes is single.

GRADUATE ASSISTANT BROCK TOULOUKIAN

Graduate Assistant Coach Brock Touloukian, who served on coach Gene Keady's staff at Purdue from 1985-87, has joined the Kentucky staff as graduate assistant coach.

Touloukian is a native of Peru, Ind., and played high school basketball at Peru High School for coach Bob Macy, father of former UK All-American Kyle Macy. Touloukian earned nine varsity letters in basketball, football and track and served as captain in all three sports. He was voted Best Athlete, Best All-Around and Best All-Around Student.

While completing his Bachelor's Degree at Purdue (1985), Touloukian served as an assistant coach at West Lafayette (Ind.) High School. He was a volunteer assistant coach for Purdue teams that finished 22-9 (1985-86) and 25-5, Big Ten champions (1986-87). He also served as part-time women's basketball coach at Purdue this past year.

The 26-year-old Touloukian is single.



KENTUCKY 1988-89

BASKETBALL SUPPORT STAFF

W. B. "Bill" Keightley
Equipment Manager



Affectionately known as "Mr. Wildcat," Bill Keightley has been associated with the Wildcats basketball program since 1962. Keightley graduated from Kavanaugh High School in Lawrenceburg and is a retired U.S. Postal Service carrier. He is married to the former Hazel Robinson of Lawrenceburg and they have one daughter, Karen, who works in the University postal department.

Pat Etcheberry
Strength Coach



A former Olympian, Pat Etcheberry coordinates the Wildcats' off-season training program. Etcheberry was named full-time strength coach in early 1984 after serving on a part-time basis both as strength coach since 1974 and track coach since 1982. A native of Chile, which he represented (javelin) in the 1964 Olympic Games, he is a former South American Games record-holder in the javelin and was a participant in the 1967 and 1971 Pan American Games. He captued a Southeastern Conference title while performing for the Wildcats in 1966. He holds a Masters Degree from Georgetown College.

Marta McMackin
Administrative Assistant



Marta McMackin is one of the more familiar faces around the Kentucky basketball offices, having been on the staff for 12 years. A native of Ironton, Ohio, McMackin attended Morehead State University and the University of Kentucky. She and husband Ron have three sons, Ron, 25, Ricky, 23, and Rodd, 19.

Walt McCombs
Assistant Trainer



Walt McCombs is the trainer assigned to UK basketball on a daily basis. He joined the UK staff in 1972 and left in 1974 for a three-year stint at Clemson. He rejoined the Wildcats staff in 1977. A native of Belton, S.C., he is a 1971 graduate of the Citadel. He has two children, Crystal and Emily, and is married to the former Sue Shaver.

KENTUCKY MANAGERS AND TRAINERS



Manager Jeff Morrow, Manager Spencer Tatum, Manger Robbie Gayheart, Manager David Deaton, Equipment Manger Bill Keightley, Trainer Walt McCombs, Student Trainer John Landis, Manager Eric Moore, Manager Jeff Kidder.

KENTUCKY 1988-89

WILDCATS RADIO / TV ROSTER



4
Guard

Derrick
MILLER
6-5, 170, Jr.
Savannah, Ga.



12
Forward

Deron
FELDHAUS
6-7, 210, Fr.
Maysville, Ky.



20
Guard

Sean
SUTTON
6-1, 175, So.
Lexington, Ky.



23
Guard/
Forward

Eric
MANUEL
6-6, 225, So.
Macon, Ga.



25
Forward/
Center

LeRon
ELLIS
6-10, 235, So.
Tustin, Calif.



32
Guard

Richie
FARMER
6-0, 180, Fr.
Manchester, Ky.



33
Forward

Johnathon
DAVIS
6-6, 195, Fr.
Pensacola, Fla.



34
Forward

John
PELPHREY
6-7, 185, Fr.
Paintsville, Ky.



35
Forward

Reggie
HANSON
6-7, 200, So.
Somerset, Ky.



42
Guard/
Forward

Chris
MILLS
6-7, 200, Fr.
Los Angeles



50
Center

Mike
SCOTT
6-11, 230, Sr.
South Shore, Ky.

Head Coach:
Eddie Sutton

Asst. Coaches:
James Dickey
Dwane Casey
Jimmy Dykes



Put Me In, Coach!

Wildcats, John Pelphrey, Sean Sutton and Deron Feldhaus should see plenty of action this season.

1987-88 Review

KENTUCKY

contents

Johnathon Davis, Richie Farmer 18-19
LeRon Ellis 20-21
Deron Feldhaus, Reggie Hanson 22-23
Eric Manuel 24-25
Derrick Miller, Chris Mills 26-27
John Pelphrey, Mike Scott 28-29
Sean Sutton 30
Player Game-By-Game Statistics 31-32

WILDCATS



JOHNATHON DAVIS

6-6 195 Freshman Forward Pensacola, Fla. (Pine Forest)



HIGH SCHOOL

* Sat out last season as a redshirt at UK.
* Averaged 15.1 points, 10.0 rebounds, 5.7 blocked shots and 1.8 steals in leading Pensacola Pine Forest High School to a 17-11 record in 1986-87.
* Hit 59 percent from the floor.
* In one game, he had 24 points, 15 rebounds and 12 blocked shots.
* Broke his school's high jump record with a leap of 6-9.
* Earned honorable mention prep All-America honors as a senior.
* Lettered three years in basketball and four years in track.
* In track, he competed in the high jump and the high hurdles, earning All-State honors.
* Participated in the 1987 Derby Classic in Louisville as a member of the victorious South squad with teammates Deron Feldhaus, LeRon Ellis and Sean Sutton.
* Was a two-year captain of his basketball team and a three-year captain of his track team.
* Was a member of the Key Club and Beta Club at Pine Forest and was elected to Who's Who of American High School Students.

@ Redshirt

SUTTON SAYS:

"Johnathon is a good rebounder around the basket. He's strong, an outstanding jumper, and he could become a very good rebounder. Once he improves his ballhandling skills, he could be a good perimeter player."



CAT SCRATCHES

Full Name: Johnathon Thomas Davis
Birthdate: March 30, 1969
Place of Birth: Montgomery, Ala.
Parents: John and Jeanetta Davis
Major: Business Administration
High School Coach: William Fryman
Hobby: Reading, Writing
Favorite Food: Seafood ("I see it, I eat it.")
Favorite TV Show: Family Ties
Favorite Movie: The Breakfast Club
Favorite Book: Alas, Babylon
Favorite Sports Figure: Isiah Thomas
Favorite Pro Sports Team: L.A. Lakers
Primary Inspiration in Sports: Winston Bennett, "Because he used what God gave him to the best of his ability."

WILDCATS



RICHIE FARMER

6-0 180 Freshman Guard Manchester, Ky. (Clay County)



HIGH SCHOOL

- Averaged 27.1 points, 6.4 rebounds and 8.7 assists per game as a senior at Clay County.
- Kentucky's "Mr. Basketball" for 1988.
- McDonald's High School All-American.
- Kentucky's 1988 Amateur Athlete of the Year.
- Led Clay County to a 35-2 record and a second-place finish in the Kentucky state high school basketball tournament.
- Was named MVP of the 1987 and 1988 state tournaments (Clay County won the state championship in 1987).
- Hit 54% from the field, 80% from the foul line and 43% from three-point range during his senior season.
- Named All-State in 1986, '87 and '88.
- Named All-District and All-Region the last four seasons.
- Broke the state tournament scoring record of Wallace "Wah Wah" Jones, scoring 317 total points in 14 career tournament games.
- Won the Ted Sanford Award in 1987 state tournament for scholastic achievement and sportsmanship, becoming the first player to win the Sanford Award and MVP honors in the same tournament.
- Named Most Valuable Player in the Louisville Invitational Tournament and the Beach Ball Classic in Myrtle Beach, S.C.
- Scored 51 points against Louisville Ballard in the state championship game this year and also scored 51 points against Jackson County in the district tournament this season.
- Clay County's all-time leading scorer with 2,937 points.
- Vice-president of senior class at Clay County, ranked sixth in a class of 200 students with a 3.6 GPA.
- More than 1,600 people watched him sign letter-of-intent with Kentucky in the Clay County High School gymnasium.



CAT SCRATCHES

Full Name: Richie Dwight Farmer II
Birthdate: August 25, 1969
Place of Birth: Corbin, Ky.
Parents: Richard & Virginia Farmer
Major: Undecided
High School Coach: Bob Keith
Hobbies: Hunting, fishing, basketball
Favorite TV Show: Alf
Favorite Movie: Bull Durham
Favorite Sports Figure: Dominique Wilkins
Favorite Pro Sports Team: Atlanta Hawks
Primary Inspiration in Sports: Coach Bob Keith, who said "Learn life's lessons through playing sports."

SUTTON SAYS:

"Richie is one of the most heralded players ever to come out of Kentucky high school basketball. There will be an adjustment for him, just as there is for any player coming from high school to college ball. But I think he can compete for a starting position."

WILDCATS



LeRON ELLIS

6-10 235 Sophomore Center/Forward Tustin, Calif. (Mater Dei)



1987-88

* Member of the U.S. Men's Select Team that captured the gold medal and finished the R. William Jones Cup with a perfect 7-0 record.
* Played in 28 games as a freshman, starting in eight.
* Averaged 4.3 points and 3.0 rebounds per game as a freshman.
* Scored career-high 14 points in first start against Notre Dame at Louisville's Freedom Hall, then matched that scoring output against Ole Miss in the next game (Feb. 3).
* Pulled down career-high seven rebounds against Hawaii (Nov. 28), Tennessee (Jan. 16) and Villanova in the NCAA Tournament (Mar. 24).
* Had five steals against Notre Dame.
* In the eight games he started, he shot 52.3 percent from the floor (22-of-42).
* Third on the team in blocks with 18.

HIGH SCHOOL

* Played at Mater Dei High School in Santa Ana, Calif. and was considered one of the top big men in the country.
* Averaged 23 points, 10 rebounds, 4 blocked shots, 2 assists and 2 steals a game as a senior in 1986-87 in leading Mater Dei to a 31-1 record and the California state championship.
* In the state championship game, he scored 28 points, pulled down 15 rebounds and blocked seven shots.
* As a senior, was named California's "Player of the Year" and was named to virtually every prep All-America team.
* Played in the Dapper Dan and Derby Classic All-Star games following senior season; scored 18 points in helping South to a 121-94 victory in Derby Classic before 19,000 fans in Louisville, a world record for a high school all-star game attendance.
* Played for the west squad in the 1987 U.S. Olympic Festival in Chapel Hill, N.C.
* Also competed four years in track and water polo in high school; was the "hole man" in water polo.



CAREER STATISTICS

YEAR	G-S	MIN-AVG	FG-A	PCT	3FG-A	PCT	FT-A	PCT	REB-AVG	PF-D	A	TO	BS	S	TP-AVG
87-88	28/8	386-13.8	49-106	46.2	—	—	22-42	52.4	83-3.0	47-1	13	21	18	13	120-4.3



SUTTON SAYS:

"LeRon Ellis is very talented. He probably can run the floor as well as any big man I've ever seen. The experience he received in playing on the Jones Cup team this past summer should help him during the upcoming year."

CAT SCRATCHES

Full Name: LeRon Perry Ellis
Birthdate: April 28, 1969
Place of Birth: Los Angeles
Parents: LeRoy and Lucille Ellis
Major: Marketing
High School Coach: Gary McKnight
Hobbies: Abstract art, cooking, writing and music
Favorite Food: Lasagna
Favorite TV Show: Alf and The Cosby Show
Favorite Movie: Monty Python's Quest for the Holy Grail
Favorite Book: That Was Then, This Is Now
Favorite Sports Figure: Mike Tyson
Favorite Pro Sports Team: L.A. Lakers
Primary Inspiration in Sports: Magic Johnson, "because he's successful, yet humble."

CAREER HIGHS

		Opponent	Date
Points Scored	14	Notre Dame (N)	Jan. 31, 1988
		Ole Miss (H)	Feb. 3 1988
Field Goals Made	6	Notre Dame (N)	Jan. 31, 1988
		Ole Miss (H)	Feb. 3, 1988
Field Goal Atts.	10	Ole Miss (H)	Feb. 3, 1988
		Ole Miss (N)	Mar. 11, 1988
3pt. Goals Made	—		
3pt. Atts.	—		
Free Throws Made	4	Vanderbilt (A)	Jan. 27, 1988
Free Throw Atts.	5	LSU (H)	Feb. 24, 1988
Rebounds	7	3 times	
Assists	2	Ole Miss (H)	Feb. 3, 1988
		Miss. State (A)	Feb. 6, 1988
Turnovers	2	6 times	
Blocked Shots	3	Hawaii (H)	Nov. 28, 1987
		Maryland (N)	Mar. 20, 1988
Steals	5	Notre Dame (N)	Jan. 31, 1988

WILDCATS

DERON FELDHAUS



6-7 210 Freshman Forward Maysville, Ky. (Mason County)



HIGH SCHOOL

* Averaged 23.6 points and 10.3 rebounds as a senior in leading Mason County High School to a 31-3 record, the 10th region title and to the quarterfinals of the state tournament in 1987.
* Shot 57% from the floor and 73% from the line as a senior.
* Earned All-State honors as a junior and senior and was a leading contender for "Mr. Basketball" honors in Kentucky.
* Scored 26 points against Louisville Ballard, 22 points with nine rebounds against Louisville Doss in 1987 state tournament.
* Scored more than 1,000 career points.
* Participated in the Derby Classic.
* Scored 23 points with eight rebounds in Kentucky-Indiana All-Star game in Indianapolis.
* His father, Allen, played for the Wildcats under legendary coach Adolph Rupp from 1960-62.
* His father was his high school coach at Mason County.
* Was also a first baseman on his high school baseball team for four years and was once again coached by his father.
* Also played on the Royals' golf team, which finished third in the state.
* Was a member of the Beta Club, the French Club, the Math Club and the Future Teachers of America at Mason County.

@ Redshirt



CAT SCRATCHES

Full Name: Deron Randolph Feldhaus
Birthdate: December 16, 1968
Place of Birth: Lexington
Parents: Allen and Dottie Feldhaus
Major: Undecided
High School Coach: Allen Feldhaus
Hobby: TV, Music
Favorite Food: Pizza
Favorite TV Show: Alf
Favorite Movie: Crocodile Dundee
Favorite Book: A Season on the Brink
Favorite Sports Figure: Larry Bird
Favorite Pro Sports Team: Boston Celtics
Primary Inspiration in Sports: Family, "because they have always been there for me."

SUTTON SAYS:

"I like Feldhaus because he is strong, and he's a complete basketball player. He's very aggressive and hard-nosed, and I would think he will challenge for a starting position."

WILDCATS



REGGIE HANSON

6-7 200 Sophomore Forward Somerset, Ky. (Pulaski County)



1987-88

* Saw action in 16 games as a frehman, averaging 5.2 minutes a game.
* Averaged 1.3 points and 1.1 rebounds.
* Scored career-high six points against Ole Miss in the first game of the SEC Tournament.
* Played 18 minutes against Alaska and grabbed a career-high seven rebounds.
* Hit 9-of-10 free throws for 90.0 percent.
* Sat out the 1986-87 season because of Proposition 48 requirements.

HIGH SCHOOL

* As a senior in 1985-86, he averaged 23.1 points and 10.0 rebounds in leading Pulaski County to a 32-4 record and the Kentucky state championship.
* Was named the Most Valuable Player of the 1986 state tournament after scoring 92 points and pulling down 39 rebounds in four tourney games.
* As a senior, he shot a school-record 62% from the floor; also shot 87% from the free throw line.
* Blocked 132 shots in 34 games (3.9 avg.).
* During his four years at Pulaski County, he set numerous school records, including points (1,681), field goals (633), rebounds (903) and steals (368). The Maroons' record during his career was 108-22.
* Earned All-District and All-Region honors three times.
* Earned All-State honors as a junior and a senior.
* Played in the Derby Classic and the Kentucky-Indiana All-Star games after his senior year.
* Also played on the Kentucky Junior All-Star team that toured Europe in the summer of 1985.
* Played high school football (wide receiver) as a sophomore. Also played tennis as a freshman.
* Played for Coach Eddie Sutton's South squad in the 1987 U.S. Olympic Festival in Chapel Hill, N.C.
* Brothers Art and Donald have also played college basketball, Art at Cumberland and Donald at Georgetown (Ky.).



SUTTON SAYS:

"Reggie Hanson could very well be the best athlete on our squad. He can run the floor well, he's an outstanding jumper, he could become an outstanding rebounder, and he has the quickness to become a very good defensive player. He, like a lot of our other players, has that fierce competitive spirit."

CAT SCRATCHES

Full Name: Reginald Leonard Hanson
Birthdate: October 8, 1968
Place of Birth: Charlotte, N.C.
Mother: Katie Hanson
Major: Undecided
High School Coach: Dave Fraley
Hobby: Tennis, Football, Ping Pong
Favorite TV Show: A Different World
Favorite Movies: Colors
Favorite Sports Figure: Michael Jordan
Favorite Pro Sports Team: Chicago Bulls
Primary Inspiraction in Sports: Mother, "Because she always taught me to work hard and really strive to meet my goals."

CAREER HIGHS

	Opponent	Date
Points Scored	6 Ole Miss (N)	Mar. 11, 1988
Field Goals Made	2 Ole Miss (N)	Mar. 11, 1988
Field Goal Atts.	4 Alaska (H)	Dec. 28, 1987
3pt. Goals Made	—	
3pt. Atts.	—	
Free Throws Made	3 Alabama (H)	Feb. 13, 1988
Free Throw Atts.	4 Alabama (H)	Feb. 13, 1988
Rebounds	7 Alaska (H)	Dec. 28, 1987
Assists	1 Miss. State (H)	Jan. 6, 1988
Turnovers	2 5 times	
Blocked Shots	1 Hawaii (H)	Nov. 28, 1987
Steals	1 N.C.-Charlotte (H)	Dec. 19, 1987
	Alaska (H)	Dec. 28, 1987

CAREER STATISTICS

YEAR	G-S	MIN-AVG	FG-A	PCT	3FG-A	PCT	FT-A	PCT	REB-AVG	PF-D	A	TO	BS	S	TP-AVG
87-88	16-0	83-5.2	6-17	35.3	—	—	9-10	90.0	18-1.1	11-0	1	5	1	2	21-1.3

WILDCATS



ERIC MANUEL

6-6 225 Sophomore Guard/Forward Macon, Ga.



1987-88

* Named to the Southeastern Conference's All-Freshman Team in balloting conducted by the Knoxville News-Sentinel.
* Also named to the Birmingham News All-SEC Newcomer team.
* Leading scorer among newcomers for the 1987-88 squad, averaging 7.1 points and 3.2 rebounds per contest.
* Leading returning scorer on this year's squad.
* Consistent starter at the end of the season.
* Had 13 points (5-10 FG, 3-4 FT), 10 rebounds, 5 assists and 1 steal in 99-84 victory over Southern.
* Also had 13 points, 4 rebounds, and 5 assists in 90-81 win over Maryland in NCAA Southeast Regional second round.
* Shot 51.1 percent (91-178) from the field and 83.3 percent (40-48) at the line last season.
* Enjoyed by far his best game of the year in UK's 86-80 win over LSU in the SEC Tournament. He scored 24 points, pulled down seven rebounds and dished out five assists. He was 10-of-15 from the floor and 3-of-3 from the line.
* Played in all but one game last season and started in 10.
* Earned first start of his career against Alabama in Tuscaloosa last Jan. 13. Started in nine of UK's last 10 games, the only exception being "Seniors' Night."
* Scored in double figures in 11 games.
* Had second-leading free throw percentage on team at 83.3 percent.
* Committed only 29 turnovers in 684 minutes of play. That's one turnover for every 23.6 played.
* Grabbed career-high 10 rebounds against Southern.
* Dished out career-high six assists against Villanova in NCAA Tournament.
* Ended freshman season on a positive note, scoring nine points with a team-high eight rebounds against Villanova.



HIGH SCHOOL

* Averaged 24 points, 7.9 rebounds, 6 assists and 4 steals per game for Southwest High School in Macon, Ga. as a senior in 1986-87.
* Was named to virtually every first-team prep All-America squad and was the Georgia "Player of the Year" after his senior season.
* Was a three-time All-State selection in Georgia.
* Played in the Dapper Dan and McDonald's All-America All-Star games in the spring of 1987.
* His season highs as a senior included 40 points in one game, 20 rebounds in another and 16 assists in another.
* Was named the Gatorade Southern Region Player of the Year in 1986-87.
* Comes from the same high school program that has produced 17 all-state players, including Norm Nixon, Walter Daniels, Miles Patrick, Terry Fair, Jeff Malone, Bobby Jones, Terrance Howard and Earl Wise.
* Played for the gold-medal winning North squad in the 1987 U.S. Olympic Festival in Chapel Hill, N.C.

CAREER STATISTICS

YEAR	G-S	MIN-AVG	FG-A	PCT	3FG-A	PCT	FT-A	PCT	REB-AVG	PF-D	A	TO	BS	S	TP-AVG
87-88	32-10	684-21.4	91-178	51.1	6-10	60.0	40-48	83.3	103-3.2	25-0	74	29	3	33	228-7.1



SUTTON SAYS:

"I believe Eric Manuel is one of the top young players in the country and certainly, at this stage, one of the top young players I've ever had the opportunity to coach. If we are going to be successful, I think a large part of it will be due to the type of season Eric has."

CAT SCRATCHES

Full Name: Eric Twann Manuel
Birthdate: December 21, 1967
Place of Birth: Macon, Ga.
Mother: Mary Manuel
Major: Undecided
High School Coach: Don Richardson
Hobbies: Skating, Music
Favorite Food: Chicken
Favorite TV Shows: The Cosby Show
Favorite Movie: Coming to America
Favorite Sports Figure: Michael Jordan
Favorite Pro Sports Team: Chicago Bulls
Primary Inspiration in Sports: Mother, "Because she always influences me to be the best I can be."

CAREER HIGHS

		Opponent	Date
Points Scored	24	LSU (N)	Mar. 12, 1988
Field Goals Made	10	LSU (N)	Mar. 12, 1988
Field Goal Atts.	15	LSU (N)	Mar. 12, 1988
3pt. Goals Made	3	Villanova (N)	Mar. 24, 1988
3pt. Atts.	5	Villanova (N)	Mar. 24, 1988
Free Throws Made	4	5 times	
Free Throw Atts.	5	Auburn (A)	Feb. 10, 1988
Rebounds	10	Southern (N)	Mar. 18, 1988
Assists	6	Villanova (N)	Mar. 24, 1988
Turnovers	5	Villanova (N)	Mar. 24, 1988
Blocked Shots	1	3 times	
Steals	4	Miss. State (H)	Jan. 6, 1988

WILDCATS



DERRICK MILLER

6-5 170 Junior Guard Savannah, Ga. (Baptist Bible)



1987-88

• Played in 16 games last season, averaging 5.3 minutes an outing.
• Was an excellent long-range shooter during freshman season but struggled last year. He led the Wildcats with 43.2 percent from three-point range in 1986-87 but was only 3-of-24 (12.5) from three-point range last season.

1986-87

• Played in all 29 games as a freshman, averaging 5.2 points and 1.9 rebounds a game.
• A three-point specialist, he led the team (43.2%) and shot better from the three-point range than two-point range.
• Scored career-high 15 points against Georgia in Freedom Hall as a freshman. Was named the MVP of that game by the Jefferson County UK Alumni Club. Also scored 14 points against the Bulldogs in the rematch in Athens.
• Pulled down seven rebounds against Boston University in the UKIT.
• Was named the Gulf Most Valuable Player in two Southeastern Conference telecasts.
• Played for Coach Sutton on the South squad in the 1987 U.S. Olympic Festival in North Carolina.

HIGH SCHOOL

• Averaged 26.5 points, 11.1 rebounds and 4.1 assists in leading Baptist Bible School to state championship in 1985-86.
• Baptist compiled a sparkling 93-4 record during Miller's career there, including the private school national championship in 1985.
• First-team All-State as a senior.
• Class A Player of the Year in Georgia.
• Named third-team All-America by Parade Magazine.
• Basketball Weekly, Converse All-American.
• Scored 15 points, pulled down six rebounds and dished out three assists to help the South to a 120-102 win in the 1986 Derby Classic.
• Also played in the Dapper Dan Classic.
• Played in the Dapper Dan and Derby Classics.



SUTTON SAYS:

"Derrick is one of the best perimeter shooters we have on the squad. He had a disappointing sophomore season after what I thought was a very good rookie year. He has worked very hard in the weight room, and that should help him."

CAT SCRATCHES

Full Name: Derrick George Miller
Birthdate: April 18, 1968
Place of Birth: New York
Grandparents: William and Nancy Baldwin
Major: Social Work
High School Coach: Earl Garland
Hobbies: Reading, Listening to Reggae Music
Favorite TV Show: Sanford & Son
Favorite Movie: The Untouchables
Favorite Book: Malcome X
Favorite Sports Figure: Michael Cooper
Favorite Pro Sports Team: Atlanta Hawks and New York Mets
Primary Inspiration in Sports: His grandmother

CAREER HIGHS

		Opponent	Date
Points Scored	15	Georgia (N)	Dec. 30, 1986
Field Goals Made	6	Alabama (H)	Jan. 7, 1987
Field Goal Atts.	15	Georgia (N)	Dec. 30, 1986
3pt. Goals Made	5	Georgia (N)	Dec. 30, 1986
3pt. Atts.	10	Georgia (N)	Dec. 30, 1986
Free Throws Made	3	Boston U. (H)	Dec. 30, 1986
Free Throw Atts.	4	Boston U. (H)	Dec. 20, 1986
		Auburn (A)	Jan. 3, 1987
Rebounds	7	Boston U. (H)	Dec. 20, 1986
Assists	3	Tennessee (A)	Jan. 10, 1987
		LSU (H)	Jan. 18, 1987
Turnovers	4	Texas Tech (H)	Dec. 2, 1986
Blocked Shots	1	3 times	
Steals	2	Austin Peay (H)	Nov. 29, 1986

CAREER STATISTICS

YEAR	G-S	MIN-AVG	FG-A	PCT	3FG-A	PCT	FT-A	PCT	REB-AVG	PF-D	A	TO	BS	S	TP-AVG
86-87	29-3	383-13.2	55-141	39.0	35-81	43.2	6-14	42.9	56-1.9	32-0	18	22	3	8	151-5.2
87-88	16-0	84- 5.3	8-38	21.1	3-24	12.5	2-3	66.7	11- .7	8-0	3	8	0	1	21-1.3
CAREER	**45-3**	**467-10.4**	**63-179**	**35.2**	**38-105**	**36.2**	**8-17**	**47.1**	**67-1.5**	**40-0**	**21**	**30**	**3**	**9**	**172-3.8**

WILDCATS



CHRIS MILLS

6-7 190 Freshman Guard/Fwd. Los Angeles, Calif.



HIGH SCHOOL

- First-team All-America pick by McDonald's Parade Magazine and USA Today in 1988.
- Earned California Player of the Year honors following both his junior and senior seasons.
- Considered the best prospect to come from the Los Angeles area since John Williams went from Crenshaw to LSU in the early 1980s.
- Averaged 33 points, 13.1 rebounds and 4.0 assists per game as a senior in 1988.
- Versatile enough at 6-7 to play guard and forward at Fairfax High School in Los Angeles.
- A standout in baseball and basketball as a youth, he quit baseball in junior-high to concentrate on basketball.
- Named the California player of the year and among the nation's eight best in Scholastic Coach Magazine's Gatorade™ circle of champions.
- Scored 12 points for the west squad in McDonald's East-West All-Star game in Albuquerque (East won 105-99).
- Scored 10 points, grabbed 10 rebounds for Team USA against the Soviet National Team in 107-93 USA win in Memorial Coliseum this past summer.
- Averaged 26.4 ppg, as a junior in leading Fairfax to a 26-1 record and the Los Angeles city championship; named Los Angeles playerof the year for his efforts.



CAT SCRATCHES

Full Name: Christopher L. Mills
Birthdate: January 25, 1970
Place of Birth: Los Angeles
Parent's Name: Claud Mills
Major: Business Management
High School Coach: Harvey Kitani
Hobby: Music
Favorite Food: Hamburgers
Favorite TV Show: The Cosby Show
Favorite Movie: Robocop
Favorite Book: Of Mice and Men
Favorite Sports Figure: Magic Johnson, Michael Jordan
Favorite Pro Sports Team: Los Angeles Lakers

SUTTON SAYS:

"Chris Mills is one of the top people coming into college basketball. He had an outstanding high school career. He's an outstanding athlete, an outstanding basketball player. He's a student of the game. I don't think we've had anyone come into the program for a lont while who tries to work at the game as hard as Chris does."

WILDCATS



JOHN PELPHREY

6-7 185 Freshman Forward Paintsville, Ky. (Paintsville)



HIGH SCHOOL

- Averaged 20.1 points, 10.5 rebounds and 3.4 assists for Paintsville High School as a senior in 1986-87.
- Earned "Mr. Basketball" honors in Kentucky in 1986-87.
- Led the Tigers to the semi-finals of the state tournament as a senior.
- Earned All-State honors and was named to the first-team All-State Tournament squad in 1987.
- Led the Tigers to three regional titles after the school had not captured one in 52 years.
- Finished his four-year high school career with 2,477 points and 1,316 rebounds.
- Played in the Derby Classic and the Kentucky-Indiana All-Star games in the spring and summer of 1987. Wore the traditional number one in the Kentucky-Indiana series, signifying his title of Mr. Basketball.
- Two-time All-State selection, three-time All-Region selection, four-time All-District selection and three-time All-Sweet 16 selection.
- Member of the Kentucky Junior All-Stars that played in Los Angeles and Las Vegas.
- Averaged 23.2 points and 11 rebounds per game in his six state tournament games.
- Excelled in high school baseball, earning All-State, All-Sectional and All-Region honors.
- Was a pitcher and shortstop for the Tiger baseball squad. As a senior, he batted .429.
- In 1986 in baseball, he had an 11-2 record and a 1.77 ERA. The Tigers advanced to the state semi-finals before losing to Lexington Tates Creek.
- Was a member of the Beta Club and the Student Council.
- Career highs were 32 points and 23 rebounds.

@ Redshirt



CAT SCRATCHES

Full Name: John Leslie Pelphrey
Birthdate: July 18, 1968
Place of Birth: Chillicothe, Ohio
Parents: Jack and Jennie Pelphrey
Major: Undecided
High School Coach: Bill Runyon
Hobbies: Watching Movies
Favorite TV Shows: Moonlighting, Days of Our Lives
Favorite Movie: It's a Wonderful Life
Favorite Books: The Hobbit
Favorite Sports Figure: Larry Bird
Favorite Pro Sports Team: Boston Celtics
Primary Inspiration in Sports: Parents, "Because they pushed me to be the best I could be, and they stood by me through both the bad and good times."

SUTTON SAYS:

"John is a lot stronger, because he has been working hard in the weight room. I think he's more mature now physically. He is a fierce competitor. He knows the game of basketball and he's smart."

MIKE SCOTT



6-11 230 Senior Center South Shore, Ky. (Greenup County)



1987-88

- Played in 15 games last season, averaging 4.9 minutes a game.
- Averaged 1.7 points and 1.7 rebounds.
- Last season was his first full year in a Wildcat uniform after transferring from Wake Forest and Lexington Community College. He joined the squad during the second semester of the 1986-87 season.
- Scored a UK career-high 7 points and pulled down a UK career-high 7 rebounds in 17 minutes of action against Alaska last season.
- Blocked two shots against Alaska and Alabama.
- Coach Eddie Sutton likes Scott's "soft paws" and considers Scott an excellent ball handler.
- Will be counted on for size up front this season.
- As a freshman at Wake Forest, he averaged 9.0 points and 6.0 rebounds per game. He scored 21 points and grabbed 13 rebounds against North Carolina.

HIGH SCHOOL

- As a senior in 1984-85, he averaged 20.9 points and 11.9 rebounds per game in leading Greenup County to the state tournament.
- Scored 38 points against Hopkinsville in state tourney.
- Earned All-State honors and was a member of the Kentucky All-Star team.



SUTTON SAYS:

"Now that Mike knows there's a lot of playing time for him, I'm very hopeful he will step forward and have a very good senior year. He has marvelous hands. He's a very good passer. If you can get the ball to him down in the block area, he's a good offensive player."

CAT SCRATCHES

Full Name: Michael H. Scott
Birthdate: January 14, 1967
Place of Birth: Portsmouth, Ohio
Parents: Bob and Marcella Scott
Major: Health Administration
High School Coach: Randy Ward
Hobbies: Golf and fishing
Favorite Good: Steak, Pizza
Favorite TV Show: Family Ties
Favorite Movie: Young Guns
Favorite Book: Dangerous
Favorite Sports Figure: Larry Bird
Favorite Pro Sports Team: L.A. Lakers

CAREER HIGHS

	Opponent	Date
Points Scored	7 Alaska (H)	Dec. 28, 1987
Field Goals Made	3 Hawaii (H)	Nov. 28, 1987
	Alaska (H)	Dec. 28, 1987
Field Goal Atts.	5 Alaska (H)	Dec. 28, 1987
3pt. Goals Made	—	
3pt. Atts.	—	
Free Throws Made	2 Miami (Ohio) (H)	Dec. 18, 1987
Free Throw Atts.	2 Miami (Ohio) (H)	Dec. 18, 1987
	Alaska (H)	Dec. 28, 1987
Rebounds	7 Alaska (H)	Dec. 28, 1987
Assists	1 4 times	
Turnovers	2 Tennessee (H)	Jan. 16, 1988
Blocked Shots	2 Alaska (H)	Dec. 28, 1987
	Alabama (H)	Feb. 13, 1988
Steals	1 6 times	

CAREER STATISTICS

YEAR	G-S	MIN-AVG	FG-A	PCT	3FG-A	PCT	FT-A	PCT	REB-AVG	PF-D	A	TO	BS	S	TP-AVG
86-87	9-0	31-3.4	2-5	40.0	—	—	—	—	5- .6	3-0	1	1	1	1	4- .4
87-88	15-0	73-4.9	11-23	47.8	—	—	3-4	75.0	26-1.7	9-0	3	7	5	5	25-1.7
CAREER	**24-0**	**104-4.3**	**13-28**	**46.4**	**—**	**—**	**3-4**	**75.0**	**31-1.3**	**12-0**	**4**	**8**	**6**	**6**	**29-1.2**

WILDCATS

SEAN SUTTON



6-1 175 Sophomore Guard Lexington, Ky. (Henry Clay)



1987-88

* The son of UK head coach Eddie Sutton.
* Saw action in 23 games as a freshman, averaging 6.7 minutes a game.
* Averaged 1.3 points and 0.4 rebounds a game.
* Played in one NCAA Tournament contest, against Southern.
* Scored a career-high nine points against Alaska.
* Dished out career-high five assists against Cincinnati and Ole Miss (H).
* Averages an assist per every 4.3 minutes of action.
* Described by Coach Sutton as a "pure point guard" because of his ability to get the ball into the hands of the big men.

HIGH SCHOOL

* Averaged 19.2 points and 5.3 assists per game as a senior in 1986-87 to lead Lexington Henry Clay to a 22-4 record.
* Shot 56% from the field and 72% from the line.
* Earned All-State honors as a junior and senior.
* Also captured All-Region and All-District honors.
* During his two years at Henry Clay, led the Blue Devils to a 47-10 record.
* Played in the Dapper Dan and Derby Classic All-Star games in the spring of 1987.
* In the Derby Classic, he scored 19 points in leading the South squad to a 121-94 victory, earning MVP honors in the process.
* Also participated in the Kentucky-Indiana series after his senior year.
* As a sophomore in Fayetteville, Ark., he was named the "Sophomore of the Year" in Arkansas.



SUTTON SAYS:

"I don't believe we have anyone on the squad who has worked harder over the summer. His teammates like him, and I think that's very important, as a point guard, that they have respect for him as a player."

* Was the first sophomore in Fayetteville High history to earn a starting spot, and averaged 13 points, four rebounds and six assists per game.

CAT SCRATCHES

Full Name: Sean Patrick Sutton
Birthdate: October 4, 1968
Place of Birth: Twin Falls, Idaho
Parents: Eddie and Patsy Sutton
Major: Undecided
High School Coach: Al Prewitt
Hobbies: Golf, Tennis, Movies
Favorite Food: Steak
Favorite TV Show: Alf
Favorite Movie: Fletch
Favorite Book: A Season on the Brink
Favorite Sports Figure: Michael Jordan
Favorite Pro Sports Team: Dallas Mavericks
Primary Inspiration in Sports: His father, "because he's been with me every step of the way."

CAREER HIGHS

	Opponent	Date
Points Scored	9 Alaska (H)	Dec. 28, 1987
Field Goals Made	2 Alaska (H)	Dec. 28, 1987
Field Goal Atts.	2 3 times	
3pt. Goals Made	—	
3pt. Atts.	1 Alabama (A)	Jan. 13, 1988
Free Throws Made	5 Alaska (H)	Dec. 28, 1987
	Miss. State (A)	Feb. 6, 1988
Free Throw Atts.	7 Alaska (H)	Dec. 28, 1987
Rebounds	2 Miss. State (A)	Feb. 6, 1988
Assists	5 Cincinnati (H)	Dec. 1, 1987
	Ole Miss (A)	Feb. 3, 1988
	Miss. State (A)	Feb. 6, 1988
Turnovers	2 Alabama (H)	Feb. 13, 1988
	Southern (N)	Mar. 18, 1988
Blocked Shots	1 LSU (A)	Jan. 23, 1988
Steals	2 Alaska (H)	Dec. 28, 1987

CAREER STATISTICS

YEAR	G-S	MIN-AVG	FG-A	PCT	3FG-A	PCT	FT-A	PCT	REB-AVG	PF-D	A	TO	BS	S	TP-AVG
87-88	23-0	155-6.7	5-14	35.7	0-1	00.0	19-35	54.3	9-.4	7-0	36	12	1	5	29-1.3

WILDCATS

1987-88 GAME-BY-GAME TOTALS

LeRon Ellis

OPPONENT	FG/A		PCT	3PT/A		PCT	FT/A		PCT	O	D	T	AS	ST	TO	PF	BLK	MIN.	PTS
Hawaii	4	8	50.0	0	0	0.0	1	4	25.0	3	4	7	1	0	1	1	3	15	9
Cincinnati	5	8	62.5	0	0	0.0	1	2	50.0	1	1	2	1	0	0	3	1	9	11
Indiana	0	1	0.0	0	0	0.0	0	2	0.0	1	3	4	0	0	0	2	2	14	0
Louisville	1	1	100.0	0	0	0.0	1	2	50.0	0	1	1	0	1	1	2	0	6	3
Miami	0	0	0.0	0	0	0.0	0	0	0.0	0	0	0	0	0	0	0	0	0	0
North Carolina-Charl	0	3	0.0	0	0	0.0	0	0	0.0	1	0	1	0	0	0	0	0	4	0
Alaska	0	0	0.0	0	0	0.0	0	0	0.0	0	0	0	0	0	0	0	0	0	0
Vanderbilt	0	0	0.0	0	0	0.0	0	0	0.0	0	0	0	0	0	0	0	0	0	0
Mississippi State	0	2	0.0	0	0	0.0	0	2	0.0	0	2	2	0	0	0	1	0	11	0
Auburn	0	0	0.0	0	0	0.0	0	0	0.0	0	0	0	0	0	0	0	0	3	0
Alabama	0	0	0.0	0	0	0.0	0	0	0.0	0	0	0	0	0	0	1	0	4	0
Tennessee	3	7	42.9	0	0	0.0	1	2	50.0	1	6	7	0	2	2	3	1	21	7
Florida	0	0	0.0	0	0	0.0	0	0	0.0	0	0	0	0	0	0	0	0	0	0
Louisiana State	0	1	0.0	0	0	0.0	0	0	0.0	0	0	0	0	0	0	1	0	2	0
Vanderbilt	0	4	0.0	0	0	0.0	4	4	100.0	1	0	1	0	0	2	1	0	10	4
Notre Dame	6	9	66.7	0	0	0.0	2	2	100.0	3	3	6	1	5	1	0	1	30	14
Ole Miss	6	10	60.0	0	0	0.0	2	2	100.0	1	5	6	2	1	2	2	0	31	14
Mississippi	0	1	0.0	0	0	0.0	0	0	0.0	2	1	3	2	1	2	1	0	18	0
Auburn	1	2	50.0	0	0	0.0	0	0	0.0	1	2	3	0	0	1	3	1	20	2
Alabama	3	4	75.0	0	0	0.0	2	3	66.7	1	1	2	1	0	1	4	1	18	8
Tennessee	1	2	50.0	0	0	0.0	0	0	0.0	1	0	1	1	0	0	0	0	11	2
Florida	3	8	37.5	0	0	0.0	1	2	50.0	4	1	5	1	0	0	4	2	17	7
Louisiana State	1	2	50.0	0	0	0.0	3	5	60.0	1	0	1	0	0	0	0	0	15	5
Syracuse	2	6	33.3	0	0	0.0	0	2	0.0	2	2	4	1	1	0	5	1	14	4
Georgia	0	0	0.0	0	0	0.0	0	0	0.0	0	0	0	0	0	0	0	0	4	0
Ole Miss	3	5	60.0	0	0	0.0	1	2	50.0	2	3	5	1	0	1	1	0	24	7
Ole Miss	5	10	50.0	0	0	0.0	1	2	50.0	4	2	6	0	1	2	1	0	20	11
Louisiana State	1	2	50.0	0	0	0.0	0	2	2	0	0	0	1	0	7	2			
Georgia	0	0	0.0	0	0	0.0	0	0	0.0	0	0	0	0	0	2	1	0	3	0
Southern	2	2	100.0	0	0	0.0	0	0	0.0	0	3	3	0	0	2	3	1	12	4
Maryland	2	6	33.3	0	0	0.0	0	0	0.0	2	2	4	0	1	0	3	3	15	4
Villanova	0	2	0.0	0	0	0.0	2	4	50.0	4	3	7	1	0	1	2	0	28	2

Reggie Hanson

OPPONENT	FG/A		PCT	3PT/A		PCT	FT/A		PCT	O	D	T	AS	ST	TO	PF	BLK	MIN.	PTS
Hawaii	0	1	0.0	0	0	0.0	0	0	0.0	0	0	0	0	0	1	2	1	8	0
Cincinnati	1	2	50.0	0	0	0.0	0	0	0.0	1	0	1	0	0	0	1	0	5	2
Louisville	0	0	0.0	0	0	0.0	0	0	0.0	0	0	0	0	0	0	0	0	0	0
Miami (Ohio)	0	0	0.0	0	0	0.0	0	0	0.0	0	0	0	0	0	0	0	0	4	0
North Carolina-Charl	0	0	0.0	0	0	0.0	0	0	0.0	0	0	0	0	1	0	0	0	2	0
Alaska	1	4	25.0	0	0	0.0	0	0	0.0	1	6	7	0	1	1	2	0	18	2
Vanderbilt	0	0	0.0	0	0	0.0	0	0	0.0	0	0	0	0	0	0	0	0	0	0
Georgia	0	0	0.0	0	0	0.0	0	0	0.0	0	0	0	0	0	0	0	0	2	0
Mississippi State	1	1	100.0	0	0	0.0	0	0	0.0	0	1	1	0	0	0	0	0	8	2
Auburn	0	0	0.0	0	0	0.0	0	0	0.0	0	0	0	0	0	0	0	0	0	0
Tennessee	0	2	0.0	0	0	0.0	0	0	0.0	2	0	2	0	0	0	0	0	2	0
Florida	0	0	0.0	0	0	0.0	0	0	0.0	0	0	0	0	0	0	0	0	0	0
LSU	0	0	0.0	0	0	0.0	0	0	0.0	0	0	0	0	0	0	0	0	1	0
Notre Dame	0	0	0.0	0	0	0.0	0	0	0.0	0	0	0	0	0	0	0	0	0	0
Ole Miss	0	1	0.0	0	0	0.0	2	2	100.0	0	1	1	0	0	0	3	0	7	2
Mississippi State	0	1	0.0	0	0	0.0	0	0	0.0	0	1	1	0	0	0	1	0	5	0
Alabama	1	2	50.0	0	0	0.0	3	4	75.0	1	1	2	1	0	0	2	0	7	5
Louisiana State	0	0	0.0	0	0	0.0	2	2	100.0	0	1	1	0	0	0	1	0	3	2
Syracuse	0	0	0.0	0	0	0.0	0	0	0.0	0	0	0	0	0	0	0	0	2	0
Georgia	0	0	0.0	0	0	0.0	0	0	0.0	0	0	0	0	0	0	0	0	0	0
Ole Miss	2	3	66.7	0	0	0.0	2	2	100.0	2	1	3	0	0	1	0	0	8	6
Louisiana State	0	0	0.0	0	0	0.0	0	0	0.0	0	0	0	0	0	0	0	0	0	0
Georgia	0	0	0.0	0	0	0.0	0	0	0.0	0	0	0	0	0	0	0	0	0	0
Southern	0	0	0.0	0	0	0.0	0	0	0.0	0	0	0	0	0	0	0	0	1	0
Maryland	0	0	0.0	0	0	0.0	0	0	0.0	0	0	0	0	0	0	0	0	0	0

Eric Manuel

OPPONENT	FG/A		PCT	3PT/A		PCT	FT/A		PCT	O	D	T	AS	ST	TO	PF	BLK	MIN.	PTS
Hawaii	5	6	83.3	0	0	0.0	1	3	33.3	1	0	1	3	2	0	3	0	19	11
Cincinnati	1	3	33.3	0	0	0.0	4	4	100.0	1	0	1	0	1	0	1	0	13	6
Indiana	0	1	0.0	0	1	0.0	0	0	0.0	0	0	0	0	1	0	0	0	3	0
Louisville	2	7	28.6	0	0	0.0	4	4	100.0	2	3	5	2	0	0	1	0	18	8
Miami (Ohio)	3	8	37.5	0	0	0.0	4	4	100.0	0	4	4	4	0	0	1	0	21	10
North Carolina-Charl	1	2	50.0	0	0	0.0	0	0	0.0	0	2	2	1	3	0	0	0	8	2
Alaska	0	0	0.0	0	0	0.0	0	0	0.0	0	0	0	0	0	0	0	0	0	0
Vanderbilt	0	0	0.0	0	0	0.0	0	0	0.0	0	0	0	1	0	0	0	0	16	0
Georgia	0	1	0.0	0	0	0.0	0	0	0.0	0	0	0	1	1	0	0	0	12	0
Mississippi State	5	6	83.3	0	0	0.0	2	2	100.0	1	1	2	4	4	1	1	0	15	12
Auburn	1	3	33.3	0	0	0.0	0	0	0.0	1	1	2	1	0	1	0	0	12	2
Alabama	2	2	100.0	0	0	0.0	0	0	0.0	0	2	2	1	0	1	1	0	19	4
Tennessee	0	2	0.0	0	0	0.0	2	2	100.0	1	1	2	1	1	0	0	0	8	2
Florida	0	0	0.0	0	0	0.0	0	0	0.0	0	1	1	0	0	1	1	0	2	0
LSU	0	0	0.0	0	0	0.0	0	1	0.0	0	1	1	1	0	0	0	0	13	0
Vanderbilt	1	1	100.0	0	0	0.0	0	0	0.0	1	2	3	4	1	0	1	0	15	2
Notre Dame	4	7	57.1	0	0	0.0	0	0	0.0	0	2	2	1	1	1	2	1	21	8
Ole Miss	4	6	66.7	0	0	0.0	1	1	100.0	1	2	3	3	1	1	1	0	20	9
Mississippi State	2	6	33.3	0	0	0.0	0	0	0.0	0	2	2	0	1	0	0	0	21	4
Auburn	4	8	50.0	0	0	0.0	4	5	80.0	3	3	6	2	2	2	1	0	30	4
Alabama	5	11	45.5	0	0	0.0	2	2	100.0	2	4	6	2	3	2	1	1	22	12
Tennessee	5	9	55.6	0	0	0.0	1	1	100.0	2	5	7	1	0	1	1	0	32	11
Florida	4	6	66.7	1	1	100.0	0	0	0.0	2	0	2	3	0	1	1	0	26	9
Louisiana State	7	10	70.0	0	0	0.0	0	0	0.0	1	6	7	3	3	2	1	0	31	14
Syracuse	5	9	55.6	0	0	0.0	1	2	50.0	2	2	4	3	1	2	0	0	36	11
Georgia	2	8	25.0	0	0	0.0	2	4	50.0	3	1	4	4	1	0	1	0	25	6
Ole Miss	3	4	75.0	0	0	0.0	2	2	100.0	0	2	2	1	0	2	1	0	27	8
Ole Miss	0	1	0.0	0	0	0.0	0	0	0.0	0	0	0	0	1	0	0	0	16	0
Louisiana State	10	15	66.7	1	1	100.0	3	3	100.0	2	5	7	5	1	1	3	0	36	24
Georgia	3	9	33.3	0	0	0.0	0	0	0.0	0	3	3	3	1	1	1	0	35	6
Southern	5	10	50.0	0	0	0.0	3	4	75.0	3	7	10	5	1	2	0	1	34	13
Maryland	4	7	57.1	1	2	50.0	4	4	100.0	1	3	4	5	0	2	1	0	40	13
Villanova	3	10	30.0	3	5	60.0	0	0	0.0	5	3	8	6	1	5	0	0	38	9

1987-88 GAME-BY-GAME TOTALS continued

Derrick Miller

OPPONENT	FG/A		PCT	3PT/A		PCT	FT/A		PCT	O	D	T	AS	ST	TO	PF	BLK	MIN.	PTS
1986-87																			
Austin Peay	0	3	0.0	0	2	0.0	0	0	0.0	0	0	0	1	2	3	0	0	16	0
Texas Tech	4	4	100.0	2	2	100.0	0	0	0.0	1	1	2	1	1	4	3	1	15	10
Indiana	4	6	66.7	2	2	100.0	0	2	0.0	0	2	2	0	1	0	1	0	14	10
Lamar	5	8	62.5	2	5	40.0	0	1	0.0	0	4	4	0	1	1	1	1	21	12
Iona	3	8	37.5	2	4	50.0	1	2	50.0	1	5	6	1	1	1	2	0	22	9
Boston	1	3	33.3	1	2	50.0	3	4	75.0	1	6	7	1	0	1	2	0	20	6
Louisville	3	4	7.50	2	3	66.7	0	0	0.0	1	2	3	1	0	1	3	0	24	8
Georgia	5	15	33.3	5	10	50.0	0	0	0.0	3	2	5	0	0	2	2	0	28	15
Auburn	0	2	0.0	0	2	0.0	2	4	50.0	0	3	3	1	0	1	1	0	14	2
Alabama	6	11	54.5	2	6	33.3	0	0	0.0	2	2	4	0	1	1	1	0	29	14
Tennessee	2	8	25.0	0	1	0.0	0	0	0.0	2	0	2	3	0	0	1	0	19	4
Mississippi State	4	6	66.7	3	5	60.0	0	0	0.0	1	2	3	1	1	1	1	0	21	11
Florida	0	0	0.0	-	0	0.0	0	0	0.0	0	0	0	0	0	0	0	0	2	0
LSU	0	6	0.0	0	2	0.0	0	0	0.0	1	1	2	3	0	0	1	0	20	0
Vanderbilt	2	5	40.0	2	4	50.0	0	0	0.0	2	1	3	1	0	0	0	0	13	6
Navy	3	7	42.9	2	4	50.0	0	0	0.0	1	1	2	0	0	1	0	0	14	8
Ole Miss	0	3	0.0	0	1	0.0	0	0	0.0	1	0	1	1	0	0	3	0	3	0
Mississippi State	0	3	0.0	0	2	0.0	0	1	0.0	0	1	1	0	0	0	2	0	7	0
Auburn	0	2	0.0	0	1	0.0	0	0	0.0	0	0	0	0	0	1	0	0	4	0
Alabama	0	1	0.0	0	1	0.0	0	0	0.0	0	0	0	0	0	0	0	0	3	0
Tennessee	0	0	0.0	0	0	0.0	0	0	0.0	0	0	0	0	0	0	0	0	1	0
Florida	0	2	0.0	0	1	0.0	0	0	0.0	0	0	0	0	0	1	0	0	5	0
Vanderbilt	2	6	33.3	1	5	20.0	0	0	0.0	0	2	2	1	0	1	0	0	13	5
Louisiana State	1	2	50.0	1	1	100.0	0	0	0.0	1	1	2	1	0	1	0	0	7	3
Georgia	5	9	55.6	4	5	80.0	0	0	0.0	0	0	0	0	0	0	3	1	15	14
Ole Miss	0	0	0.0	0	0	0.0	0	0	0.0	0	0	0	1	0	0	1	0	4	0
Oklahoma	2	9	22.2	2	6	33.3	0	0	0.0	0	0	0	1	0	0	2	0	11	6
Auburn	1	5	20.0	0	1	0.0	0	0	0.0	1	1	2	1	0	1	2	0	13	2
Ohio State	2	3	66.7	2	3	66.7	0	0	0.0	0	0	0	0	0	0	1	0	13	6
Hawaii	1	5	20.0	0	4	0.0	0	0	0.0	0	0	0	0	0	0	2	0	9	2
1987-88																			
Cincinnati	0	0	0.0	0	0	0.0	0	0	0.0	0	2	2	0	0	0	0	0	0	0
Indiana	0	1	0.0	0	1	0.0	0	1	0.0	0	2	2	0	0	0	0	0	3	0
Louisville	1	5	20.0	0	3	0.0	0	0	0.0	1	0	1	0	0	0	0	0	9	2
Miami (Ohio)	0	1	0.0	0	1	0.0	0	0	0.0	0	0	0	0	0	0	0	0	5	0
North Carolina-Charl	0	0	0.0	0	0	0.0	0	0	0.0	0	0	0	0	0	0	0	0	5	0
Alaska	0	2	0.0	0	1	0.0	0	0	0.0	0	2	2	0	0	1	0	0	4	0
Vanderbilt	0	1	0.0	0	1	0.0	2	2	100.0	0	0	0	0	0	0	3	0	6	2
Mississippi State	3	7	42.9	1	1	100.0	0	0	0.0	0	1	1	2	0	1	1	0	14	7
Auburn	1	3	33.3	1	3	33.3	0	0	0.0	0	1	1	0	0	0	0	0	6	3
Tennessee	0	1	0.0	0	0	0.0	0	0	0.0	0	1	1	0	0	0	1	0	1	0
Florida	0	0	0.0	0	0	0.0	0	0	0.0	0	0	0	0	0	0	0	0	0	0
Vanderbilt	0	1	0.0	0	1	0.0	0	0	0.0	0	0	0	0	0	1	1	0	5	0
Notre Dame	0	0	0.0	0	0	0.0	0	0	0.0	0	0	0	0	0	0	0	0	0	0
Ole Miss	0	1	0.0	0	1	0.0	0	0	0.0	0	0	0	0	0	1	0	0	5	0
Mississippi State	1	2	50.0	1	2	50.0	0	0	0.0	1	0	1	0	0	2	0	0	4	3
Alabama	1	3	33.3	0	2	0.0	0	0	0.0	0	0	0	1	0	0	0	0	6	2
Louisiana State	0	1	0.0	0	1	0.0	0	0	0.0	0	1	1	0	1	1	0	0	2	0
Syracuse	0	2	0.0	0	1	0.0	0	0	0.0	1	0	1	0	0	0	0	0	2	0
Georgia	0	0	0.0	0	0	0.0	0	0	0.0	0	0	0	0	0	0	0	0	0	0
Ole Miss	0	2	0.0	0	1	0.0	0	0	0.0	0	0	0	0	0	0	0	0	3	0
Louisiana State	0	0	0.0	0	0	0.0	0	0	0.0	0	0	0	0	0	0	0	0	0	0
Georgia	0	0	0.0	0	0	0.0	0	0	0.0	0	0	0	0	0	0	0	0	0	0
Southern	0	0	0.0	0	0	0.0	0	0	0.0	0	0	0	0	0	0	0	0	0	0
Maryland	0	0	0.0	0	0	0.0	0	0	0.0	0	0	0	0	0	0	0	0	0	0

Mike Scott

OPPONENT	FG/A		PCT	3PT/A		PCT	FT/A		PCT	O	D	T	AS	ST	TO	PF	BLK	MIN.	PTS
1986-87																			
LSU	0	0	0.0	0	0	0.0	0	0	0.0	0	0	0	0	1	1	1	0	8	0
Vanderbilt	1	3	33.3	0	0	0.0	0	0	0.0	1	0	1	0	0	0	0	0	5	2
Navy	0	0	0.0	0	0	0.0	0	0	0.0	0	0	0	0	0	0	0	0	1	0
Mississippi State	0	0	0.0	0	0	0.0	0	0	0.0	1	0	1	0	0	0	0	0	4	0
Auburn	0	0	0.0	0	0	0.0	0	0	0.0	0	0	0	0	0	0	0	0	0	0
Alabama	0	0	0.0	0	0	0.0	0	0	0.0	0	0	0	0	0	0	0	0	2	0
Tennessee	0	0	0.0	0	0	0.0	0	0	0.0	0	2	2	1	0	0	1	1	3	0
Florida	1	2	50.0	0	0	0.0	0	0	0.0	0	0	0	0	0	0	0	0	3	2
Vanderbilt	0	0	0.0	0	0	0.0	0	0	0.0	0	1	1	0	0	0	0	0	4	0
Ohio State	0	0	0.0	0	0	0.0	0	0	0.0	0	1	1	0	0	0	1	0	1	0
1987-88																			
Hawaii	3	4	75.0	0	0	0.0	0	0	0.0	1	1	2	0	1	0	2	1	8	6
Cincinnati	0	2	0.0	0	0	0.0	0	0	0.0	0	0	0	0	0	0	1	0	2	0
Louisville	0	0	0.0	0	0	0.0	0	0	0.0	0	0	0	0	0	0	0	0	0	0
Miami (Ohio	1	2	50.0	0	0	0.0	2	2	100.0	1	0	1	0	0	0	0	0	8	4
North Carolina-Charl	0	0	0.0	0	0	0.0	0	0	0	0	0	0	0	0	0	0	0	0	0
Alaska	3	5	60.0	0	0	0.0	1	2	50.0	2	5	7	1	0	1	0	2	17	7
Vanderbilt	0	0	0.0	0	0	0.0	0	0	0.0	0	0	0	0	0	0	0	0	1	0
Mississippi State	0	3	0.0	0	0	0.0	0	0	0.0	2	1	3	0	0	1	1	0	9	0
Auburn	0	0	0.0	0	0	0.0	0	0	0.0	0	0	0	0	0	0	0	0	0	0
Tennessee	0	1	0.0	0	0	0.0	0	0	0.0	0	0	0	0	0	0	2	0	3	0
Florida	0	0	0.0	0	0	0.0	0	0	0.0	0	0	0	0	0	0	0	0	2	0
Notre Dame	0	0	0.0	0	0	0.0	0	0	0.0	0	0	0	0	0	0	0	0	2	0
Ole Miss	2	2	100.0	0	0	0.0	0	0	0.0	0	0	0	0	0	0	0	0	0	0
Mississippi State	1	1	100.0	0	0	0.0	0	0	0.0	2	1	3	0	0	1	0	0	3	4
Alabama	0	0	0.0	0	0	0.0	0	0	0.0	1	0	1	0	1	0	1	0	3	2
Louisiana State	0	1	0.0	0	0	0.0	0	0	0.0	0	1	1	1	1	0	1	2	6	0
Syracuse	0	0	0.0	0	0	0.0	0	0	0.0	2	2	4	0	1	1	0	0	4	0
Georgia	0	0	0.0	0	0	0.0	0	0	0.0	0	0	0	1	1	0	0	0	1	0
Ole Miss	1	2	50.0	0	0	0.0	0	0	0.0	0	0	0	0	0	0	0	0	0	0
Louisiana State	0	0	0.0	0	0	0.0	0	0	0.0	3	1	4	0	0	1	1	0	5	2
Georgia	0	0	0.0	0	0	0.0	0	0	0.0	0	0	0	0	0	0	0	0	0	0
Southern	0	0	0.0	0	0	0.0	0	0	0.0	0	0	0	0	0	0	0	0	0	0
Maryland	0	0	0.0	0	0	0.0	0	0	0.0	0	0	0	0	0	0	0	0	1	0

Sean Sutton

OPPONENT	FG/A		PCT	3PT/A		PCT	FT/A		PCT	O	D	T	AS	ST	TO	PF	BLK	MIN.	PTS
Hawaii	0	1	0.0	0	0	0.0	0	0	0.0	0	0	0	2	0	0	0	0	1-	0
Cincinnati	1	1	100.0	0	0	0.0	0	0	0.0	1	0	1	5	0	1	0	0	10	2
Louisville	0	0	0.0	0	0	0.0	0	0	0.0	0	0	0	0	0	0	0	0	0	0
Miami (Ohio)	0	0	0.0	0	0	0.0	0	1	0.0	0	0	0	2	1	0	0	0	10	0
North Carolina-Charl	0	0	0.0	0	0	0.0	0	0	0.0	0	0	0	0	0	0	0	0	0	0
Alaska	2	2	100.0	0	0	0.0	5	7	71.4	1	0	1	3	2	1	0	0	13	9
Vanderbilt	1	1	100.0	0	0	0.0	0	0	0.0	0	0	0	0	0	0	0	0	0	0
Mississippi State	0	1	0.0	0	0	0.0	3	4	75.0	0	1	1	4	0	1	1	0	14	5
Auburn	0	1	0.0	0	1	0.0	0	0	0.0	0	0	0	2	0	1	0	0	8	0
Alabama	0	2	0.0	0	0	0.0	0	0	0.0	0	0	0	0	0	1	0	0	4	0
Tennessee	0	0	0.0	0	0	0.0	0	0	0.0	0	1	1	0	0	0	0	0	8	0
Florida	0	1	0.0	0	0	0.0	2	2	0.0	0	0	0	0	0	0	0	0	3	0
LSU	0	0	0.0	0	0	0.0	0	0	100.0	0	0	0	0	0	0	0	1	3	2
Vanderbilt	0	0	0.0	0	0	0.0	0	0	0.0	0	0	0	0	0	0	0	0	3	0
Notre Dame	0	0	0.0	0	0	0.0	0	0	0.0	0	0	0	0	0	0	1	1	3	0
Ole Miss	1	1	100.0	0	0	0.0	0	0	0.0	0	0	0	0	0	0	0	0	3	0
Mississippi State	1	1	100.0	0	0	0.0	0	0	0.0	0	0	0	0	0	0	0	0	4	0
Auburn	0	0	0.0	0	0	0.0	5	6	83.3	1	1	2	3	0	1	0	0	10	2
Alabama	0	0	0.0	0	0	0.0	0	2	0.0	0	1	1	1	1	1	0	0	4	0
Tennessee	0	0	0.0	0	0	0.0	1	3	33.3	1	0	1	1	0	2	0	0	6	1
Florida	0	0	0.0	0	0	0.0	0	0	0.0	0	0	0	0	0	0	0	0	1	0
Louisiana State	0	0	0.0	0	0	0.0	1	4	25.0	0	0	0	1	0	0	1	0	8	1
Syracuse	0	0	0.0	0	0	0.0	0	0	0.0	0	0	0	3	0	1	0	0	8	0
Georgia	0	0	0.0	0	0	0.0	0	0	0.0	0	0	0	0	0	0	0	0	0	0
Ole Miss	0	0	0.0	0	0	0.0	0	0	0.0	0	0	0	1	0	0	1	0	1	0
Ole Miss	1	2	50.0	0	0	0.0	0	0	0.0	0	0	0	0	0	0	0	0	3	0
Louisiana State	0	0	0.0	0	0	0.0	0	4	0.0	0	1	1	2	1	0	1	0	10	2
Georgia	0	0	0.0	0	0	0.0	0	0	0.0	0	0	0	0	0	0	0	0	0	0
Southern	0	0	0.0	0	0	0.0	0	0	0.0	0	0	0	0	0	0	0	0	3	0
Maryland	0	0	0.0	0	0	0.0	0	0	0.0	0	0	0	0	0	0	0	0	2	0



So Long, Seniors

Ed Davender, Richard Madison and Cedric Jenkins embrace their families on UK's traditional senior night.

1987-88 Review

KENTUCKY

contents

Statistics, Game-By-Game Results & Totals 34-37
Game-By-Game Recaps 38-49
SEC Statistics. 50-51
Senior Recaps 52-54

1987-88 REVIEW

FINAL 1987-88 STATISTICS

(33 Games)

(27-6, Overall; 13-5 SEC Champions) (15-2 Home; 6-3 Away; 6-1 Neutral)

	G	GS	Min	Avg	FG	FGA	Pct	3PT	3PTA	Pct	FT	FTA	Pct	Reb	Avg	PF	D	Ast	TO	Blk	Stl	Pts	Avg
CHAPMAN, REX	32	31	1108	34.6	231	461	50.1	66	159	41.5	81	102	79.4	93	2.9	61	—	117	85	16	53	609	19.0
DAVENDER, ED	33	33	1145	34.7	173	371	46.6	22	72	30.6	149	171	87.1	71	2.2	68	1	131	77	3	52	517	15.7
BENNETT, WINSTON	33	33	1091	33.1	195	380	51.3	1	2	50.0	113	155	72.9	258	7.8	97	3	52	52	4	40	504	15.3
LOCK, ROB	33	33	869	26.3	123	219	56.2	—	—	—	115	154	74.7	216	6.5	110	5	31	69	32	28	361	10.9
MANUEL, ERIC	32	10	684	21.4	91	178	51.1	6	10	60.0	40	48	83.3	103	3.2	25	—	74	29	3	33	228	7.1
ELLIS, LeRON	28	8	386	13.8	49	106	46.2	—	—	—	22	42	52.4	83	3.0	47	1	13	21	18	13	120	4.3
JENKINS, CEDRIC	31	12	488	15.7	35	79	44.3	—	—	—	35	44	79.5	109	3.5	57	1	21	26	20	8	105	3.4
MADISON, RICHARD	30	5	459	15.3	36	85	42.4	—	1	—	16	29	55.2	95	3.2	29	—	20	26	1	6	88	2.9
SCOTT, MIKE	15	—	73	4.9	11	23	47.8	—	—	—	3	4	75.0	26	1.7	9	—	3	7	5	5	25	1.7
HANSON, REGGIE	16	—	83	5.2	6	17	35.3	—	—	—	9	10	90.0	18	1.1	11	—	1	5	1	2	21	1.3
MILLER, DERRICK	16	—	84	5.3	8	38	21.1	3	24	12.5	2	3	66.7	11	.7	8	—	3	8	—	1	21	1.3
SUTTON, SEAN	23	—	155	6.7	5	14	35.7	—	1	—	19	35	54.3	9	.4	7	—	36	12	1	5	29	1.3
TEAM	33	—	—	—	—	—	—	—	—	—	—	—	—	71	2.2	—	—	—	3	—	—	—	—
WILDCATS	**33**	**—**	**6625**	**200**	**963**	**1971**	**48.9**	**98**	**269**	**36.4**	**604**	**797**	**75.8**	**1163**	**35.2**	**529**	**11**	**502**	**420**	**104**	**246**	**2628**	**79.6**
OPPONENTS	**33**	**—**	**6625**	**200**	**883**	**1947**	**45.4**	**138**	**389**	**35.5**	**365**	**508**	**71.9**	**1049**	**31.8**	**673**	**23**	**454**	**530**	**68**	**198**	**2269**	**68.8**

CONFERENCE GAMES ONLY

SEC CHAMPIONS — 13-5 (7-2 Home; 6-3 Away)

	G	GS	Min	Avg	FG	FGA	Pct	3PT	3PTA	Pct	FT	FTA	Pct	Reb	Avg	PF	D	Ast	TO	Blk	Stl	Pts	Avg
CHAPMAN, REX	18	17	605	33.6	122	261	46.7	33	86	38.4	48	58	82.8	50	2.8	36	—	70	49	9	32	325	18.1
DAVENDER, ED	18	18	603	33.5	91	192	47.4	12	42	28.6	75	87	86.2	32	1.8	39	1	65	40	2	29	269	14.9
BENNETT, WINSTON	18	18	623	34.6	98	200	49.0	—	1	—	63	86	73.3	153	8.5	52	1	31	24	3	22	259	14.4
LOCK, ROB	18	18	464	25.8	65	117	55.6	—	—	—	62	83	74.7	116	6.4	63	3	13	40	22	10	192	10.7
MANUEL, ERIC	18	3	346	19.2	45	83	54.2	1	1	100.0	16	20	80.0	52	2.9	12	—	33	15	1	19	107	5.9
MADISON, RICHARD	18	5	303	16.8	28	56	50.0	—	1	—	14	22	63.6	57	3.2	18	—	10	14	—	6	70	3.9
ELLIS, LeRON	15	6	209	13.9	21	48	43.8	—	—	—	14	22	63.6	36	2.4	23	—	8	13	6	4	56	3.7
JENKINS, CEDRIC	17	5	239	14.1	15	37	40.5	—	—	—	23	32	71.9	51	30.0	27	—	4	11	10	6	53	3.1
MILLER, DERRICK	9	—	49	5.4	6	20	30.0	3	12	25.0	2	2	100.0	5	.6	6	—	3	7	—	1	17	1.9
HANSON, REGGIE	8	—	35	4.4	2	7	28.6	—	—	—	7	8	87.5	7	.9	6	—	1	2	—	—	11	1.4
SUTTON, SEAN	15	—	93	6.2	1	8	12.5	—	1	—	14	23	60.9	6	.4	5	—	22	8	1	1	16	1.1
SCOTT, MIKE	8	—	31	3.9	3	8	37.5	—	—	—	—	—	—	12	1.5	5	—	1	5	2	3	6	.8
TEAM	18	—	—	—	—	—	—	—	—	—	—	—	—	42	2.3	—	—	—	1	—	—	—	—
WILDCATS	**18**	**—**	**3600**	**200**	**497**	**1037**	**47.9**	**49**	**144**	**34.0**	**338**	**443**	**76.3**	**619**	**34.4**	**292**	**5**	**261**	**229**	**56**	**133**	**1381**	**76.7**
OPPONENTS	**18**	**—**	**3600**	**200**	**469**	**1056**	**44.4**	**79**	**219**	**36.1**	**182**	**249**	**73.1**	**588**	**32.7**	**364**	**11**	**249**	**293**	**45**	**104**	**1199**	**66.6**

1987-88 REVIEW

1987-88 Game-By-Game Results

Date	Opponent	Score	Record	Top Scorer	Top Rebounder	Attend.
11/28	HAWAII	86-59(W)	1-0	Lock-18	Bennett-9	23,049
12/1	CINCINNATI	101-77(W)	2-0	Chapman-22	Lock-13	22,865
12/5	Indiana (N1, BIG 4)	82-76(W)	3-0	Davender-22	Jenkins-10	43,601
12/12	LOUISVILLE	76-75(W)	4-0	Chapman-21	Jenkins-11	23,489
12/18	MIAMI, OHIO (UKIT)	85-71(W)	5-0	Bennett-28	Bennett-10	23,995
12/19	N.C.-CHARLOTTE (UKIT)	84-81(W)	6-0	Chapman-24	Madison-16	23,995
12/28	ALASKA	100-58(W)	7-0	Bennett-24	Jenkins-11	23,169
12/31	VANDERBILT	81-74(W)	8-0	Davender-24	Bennett-17	23,104
1/2	Georgia	84-77(W)	9-0	Chapman-26	Bennette-10	13,666
1/6	MISSISSIPPI STATE	93-52(W)	10-0	Bennett-17	Jenkins-8	23,047
1/9	**AUBURN**	**52-53(L)**	**10-1**	**Bennett-20**	**Bennett-10**	**23,379**
1/13	Alabama	63-55(W)	11-1	Davender-17	Lock-5	12,391
1/16	TENNESSEE	83-65(W)	12-1	Chapman-23	Bennett-9	23,819
1/20	**FLORIDA**	**56-58(L)**	**12-2**	**Bennett-20**	**Bennett-11**	**23,433**
1/23	Louisiana State	76-61(W)	13-2	Davender-21	Bennett-10	13,853
1/27	**Vanderbilt**	**66-83(L)**	**13-3**	**Chapman-18**	**Bennett-8**	**15,646**
1/31	NOTRE DAME (LVL)	78-69(W)	14-3	Davender-23	Lock-7	19,502
2/3	OLE MISS	94-65(W)	15-3	Bennett-16	Bennett-11	23,133
2/6	Mississippi State	83-59(W)	16-3	Davender-21	Bennett-7	6,863
2/10	Auburn	69-62(W)	17-8	Chapman-25	Bennett-7	12,599
2/13	ALABAMA	82-68(W)	18-3	Bennett-25	Bennett-9	23,288
2/17	**Tennessee**	**70-72(L)**	**18-4**	**Davender-27**	**Lock-14**	**24,378**
2/20	**Florida**	**76-83(L)**	**18-5**	**Chapman-24**	**Bennett-12**	**11,921**
2/24	LOUISIANA STATE	95-69(W)	19-5	Bennett-24	Manuel-7	23,164
2/28	SYRACUSE	62-58(W)	20-5	Bennett-15	Jenkins-5	24,025
3/2	GEORGIA	80-72(W)	21-5	Davender-20	Bennett-5	23,269
3/5	Ole Miss	78-71(W)	22-5	Chapman-29	Bennett-6	8,386
3/11	Ole Miss (N2, SEC)	82-64(W)	23-5	Bennett-19	Bennett-7	14,052
3/12	Louisiana State (N2, SEC)	86-80(W)	24-5	Manuel-24	Manuel-7	14,219
3/13	Georgia (N2, SEC)	62-57(W)	25-5	Chapman-23	Lock-7	14,057
3/18	Southern (N3, NCAA)	99-84(W)	26-5	Davender-30	Manuel-10	16,562
3/20	Maryland (N3, NCAA)	90-81(W)	27-5	Chapman-23	Bennett-12	16,562
3/24	**Villanova (N4, NCAA)**	**74-80(L)**	**27-6**	**Chapman-30**	**Manuel-8**	**16,816**

(N1)—Hoosier Dome, Indianapolis, Ind.
(LVL)—Freedom Hall, Louisville, Ky.
(N2)—Assembly Center, Baton Rouge, La.
(N3)—Riverfront Coliseum, Cincinnati, Ohio
(N4)—Birmingham-Jefferson Civic Center, Birmingham, Ala.

ATTENDANCE

Home: 393,725 (23,160)
Away/Neutral: 255,572 (15,973)
Total: 649,297 (19,676)



1987-88 REVIEW

INDIVIDUAL SUPERLATIVES

	By Kentucky		By an Opponent	
2 Point Goals	13-BENNETT, W.	vs. Miami (Ohio)	11-Calloway, Rick	OF Indiana
			Barnes, R.	OF Ole Miss
3 Point Goals	5-CHAPMAN, REX	vs. Louisiana State	6-Dinkins, Byron	OF North Carolina-Charlotte
	CHAPMAN, REX	vs. Villanova	Booker, Barry	OF Vanderbilt
			Draud, Scott	OF Vanderbilt
2 Point Attempts	21-BENNETT, W.	vs. Miami (Ohio)	24-Garrett, Dean	OF Indiana
3 Point Attempts	11-CHAPMAN, REX	vs. Florida	11-McClendon, R.	OF Cincinnati
Free Throws	13-DAVENDER, ED	vs. Maryland	10-Ansley, Michael	OF Alabama
Free Throws Attempted	14-DAVENDER, ED	vs. Maryland	11-Ansley, Michael	OF Alabama
Offensive Rebounds	12-MADISON, RICHARD	vs. North Carolina-Charlotte	7-Capers, Chris	OF Florida
			Ansley, Michael	OF Alabama
Defensive Rebounds	11-BENNETT, Winston	vs. Maryland	11-Coleman, D.	OF Syracuse
Total Rebounds	17-BENNETT, W.	vs. Vanderbilt	15-Coleman, D.	OF Syracuse
Assists	10-DAVENDER, ED	vs. Alabama	9-Woodside, B.	OF Louisiana State
			JOHNSON, Avery	OF Southern
Turnovers	6-DAVENDER, ED	vs. Georgia	13-Murray, Craig	OF Hawaii
	DAVENDER, ED	vs. LSU		
	BENNETT, W.	vs. Ole Miss		
Blocked Shots	4-JENKINS, CEDRIC	vs. LSU	5-Garrett, Dean	OF Indiana
Steals	6-DAVENDER, ED	vs. Hawaii	7-Johnson, M.	OF Alaska
Minutes Played	45-DAVENDER, ED	vs. Indiana	44-Garrett, Dean	OF Indiana
Total Points	30-DAVENDER, ED	vs. Southern	32-Maxwell, Vernon	OF Florida
	CHAPMAN, REX	vs. Villanova		

TEAM SEASON HIGHS

	By Kentucky	By an Opponent
2 Point Goals	35 -Mississippi St.	29 -Indiana
3 Point Goals	8 -Villanova	13 -Vanderbilt
2 Point Attempts	66 -Alaska	71 -Alaska
3 Point Attempts	18 -Florida	23 -Maryland
Free Throws	35 -Cincinnati	20 -Tennessee
Free Throws Attempted	41 -Cincinnati LSU	29 Indiana
Offensive Rebounds	24 -North Carolina-Charlotte	21 -Alaska
Defensive Rebounds	35 -Alaska	28 -LSU
Total Rebounds	52 -Alaska	43 -Indiana
Fouls	26 -Indiana	31 -Cincinnati
Assists	25 -Alaska	22 -Florida
Turnovers	25 -Southern	29 -Hawaii
Blocked Shots	8 -Hawaii	7 -Indiana Auburn
Steals	16 -Hawaii	12 -Alaska
Total Points	101 -Cincinnati	84 -Southern
Field Goal Percentage	66.7 -Southern	58.6 -North Carolina-Charlotte
Free Throw Percentage	100.0 -Georgia	100.0 -Ole Miss Villanova
3 Point Percentage	66.7 -Mississippi St. Louisiana St.	66.7 -North Carolina-Charlotte

TEAM SEASON LOWS

	By Kentucky	By an Opponent
2 Point Goals	13 -Florida	15 -Vanderbilt
3 Point Goals	0 -Tennessee	0 -Indiana Alaska Ole Miss
2 Point Attempts	28 -Alabama	37 -Vanderbilt Syracuse Maryland
3 Point Attempts	1 -Tennessee	3 -Indiana
Free Throws	6 -Auburn	3 -North Carolina-Charlotte
Free Throws Attempted	7 -Auburn	5 -Ole Miss
Offensive Rebounds	5 -Alabama	6 -Maryland
Defesnive Rebounds	13 -Georgia	11 -Southern
Total Rebounds	19 -Georgia	22 -Mississippi St.
Fouls	11 -Miami (OH)	11 -Auburn
Assists	7 -Florida Auburn	8 -Ole Miss
Turnovers	7 -Miami (OH) Florida	4 -Ole Miss
Blocked Shots	0 -Florida Villanova	0 Nine-times
Steals	1 -Tennessee Ole Miss	2 -Maryland
Total Points	52 -Auburn	52 -Mississippi St.
Field Goal Percentage	28.1 -Florida	31.6 -Alaska
Free Throw Percentage	46.7 -Syracuse	37.5 -North Carolina-Charlotte
3 Point Percentage	0.0 -Tennessee	0.0 -Indiana Alaska Ole Miss

1987-88 REVIEW

GAME BY GAME TOTALS

	FG	FGA	Pct	3PT	3PTA	PCT	FT	FTA	Pct	Reb	Ast	St	Dnk	To	PF	D	Blk	Score
Hawaii	19	46	41.3	2	7	28.6	19	26	73.1	38	9	7	1	29	21	1	1	59
KENTUCKY	36	74	48.6	2	9	22.2	12	19	63.2	34	18	16	3	9	19	0	8	86
Cincinnati	31	60	51.7	3	14	21.4	12	21	57.1	26	16	7	1	18	31	1	0	77
KENTUCKY	32	62	51.6	2	4	50.0	35	41	85.4	36	21	11	1	13	21	1	4	101
Indiana	29	68	42.6	0	3	0.0	18	29	62.1	43	15	6	0	20	29	3	7	76
KENTUCKY	25	57	43.9	3	6	50.0	29	37	78.4	44	13	9	0	18	26	2	4	82
Louisville	30	63	47.6	3	9	33.3	12	15	80.0	36	21	7	2	14	18	2	3	75
KENTUCKY	27	65	41.5	4	13	30.8	18	24	75.0	37	15	7	1	11	17	1	2	76
Miami (Ohio)	29	58	50.0	5	14	35.7	8	11	72.7	31	15	6	0	19	23	2	0	71
KENTUCKY	30	60	50.0	1	6	16.7	24	30	80.0	33	17	5	1	7	11	1	4	85
North Carolina-Charl	34	58	58.6	10	15	66.7	3	8	37.5	23	16	6	1	17	18	0	0	81
KENTUCKY	34	70	48.6	3	10	30.0	13	20	65.0	41	13	11	2	12	13	0	2	84
Alaska	25	79	31.6	0	8	0.0	8	14	57.1	40	14	12	0	19	23	1	1	58
KENTUCKY	38	73	52.1	4	7	57.1	20	26	76.9	52	25	10	4	14	14	0	3	100
Vanderbilt	29	59	49.2	9	18	50.0	7	10	70.0	30	19	4	2	16	20	1	3	74
KENTUCKY	30	64	46.9	2	10	20.0	19	26	73.1	40	15	10	1	11	16	0	3	81
Georgia	29	65	44.6	6	17	35.3	13	19	68.4	34	17	5	0	13	20	0	5	77
KENTUCKY	31	59	52.5	2	8	25.0	20	25	80.0	34	11	8	0	14	19	0	2	84
Mississippi State	19	51	37.3	2	11	18.2	12	19	63.2	28	10	4	1	22	17	0	4	52
KENTUCKY	37	65	56.9	2	3	66.7	17	21	81.0	36	21	11	4	10	15	0	4	93
Auburn	**21**	**57**	**36.8**	**4**	**13**	**30.8**	**7**	**10**	**70.0**	**34**	**15**	**9**	**1**	**12**	**11**	**0**	**4**	**53**
KENTUCKY	**21**	**61**	**34.4**	**4**	**14**	**28.6**	**6**	**7**	**85.7**	**39**	**11**	**5**	**0**	**11**	**15**	**0**	**2**	**52**
Alabama	25	51	49.0	1	4	25.0	4	6	66.7	30	13	6	0	19	21	0	1	55
KENTUCKY	22	44	50.0	3	16	18.8	16	21	76.2	24	13	7	0	14	12	0	3	63
Tennessee	21	53	39.6	3	8	37.5	20	23	87.0	33	13	4	2	23	27	1	5	65
KENTUCKY	28	64	43.8	1	2	50.0	26	32	81.3	40	17	8	1	12	22	1	4	83
Florida	**26**	**56**	**46.4**	**2**	**10**	**20.0**	**4**	**9**	**44.4**	**40**	**15**	**4**	**3**	**12**	**20**	**0**	**4**	**58**
KENTUCKY	**16**	**57**	**28.1**	**3**	**14**	**21.4**	**21**	**23**	**91.3**	**33**	**7**	**4**	**0**	**7**	**13**	**0**	**0**	**56**
Louisiana State	22	62	35.5	3	17	17.6	14	18	77.8	41	13	7	0	17	28	4	0	61
KENTUCKY	22	52	42.3	3	7	42.9	29	41	70.7	41	9	7	0	13	17	1	6	76
Vanderbilt	**28**	**57**	**49.1**	**13**	**20**	**65.0**	**14**	**19**	**73.7**	**34**	**16**	**7**	**0**	**18**	**23**	**1**	**1**	**83**
KENTUCKY	**23**	**51**	**45.1**	**1**	**4**	**25.0**	**19**	**25**	**76.0**	**31**	**12**	**7**	**0**	**17**	**22**	**1**	**3**	**66**
Notre Dame	26	50	52.0	2	7	28.6	15	19	78.9	25	12	10	1	16	18	0	1	69
KENTUCKY	28	56	50.0	2	6	33.3	20	24	83.3	29	16	10	1	14	12	0	4	78
Ole Miss	28	67	41.8	0	8	0.0	9	14	64.3	36	8	9	2	26	23	1	1	65
KENTUCKY	34	72	47.2	2	7	28.6	24	30	80.0	44	23	13	6	21	18	0	3	94
Mississippi State	24	53	45.3	6	14	42.9	5	6	83.3	22	14	5	0	18	20	0	1	59
KENTUCKY	31	55	56.4	3	8	37.5	18	20	90.0	33	13	11	0	14	13	0	1	83
Auburn	27	55	49.1	1	5	20.0	7	12	58.3	36	13	5	0	18	17	0	7	62
KENTUCKY	26	59	44.1	5	9	55.6	12	21	57.1	33	7	8	0	11	16	0	1	69
Alabama	24	58	41.4	1	5	20.0	19	22	86.4	38	9	7	2	19	23	1	2	68
KENTUCKY	28	55	50.9	2	6	33.3	24	36	66.7	33	24	8	4	14	21	1	6	82
Tennessee	**29**	**61**	**47.5**	**7**	**14**	**50.0**	**7**	**11**	**63.6**	**32**	**15**	**6**	**0**	**10**	**13**	**0**	**3**	**72**
KENTUCKY	**29**	**62**	**46.8**	**0**	**1**	**0.0**	**12**	**14**	**85.7**	**36**	**8**	**1**	**0**	**14**	**14**	**0**	**1**	**70**
Florida	**31**	**61**	**50.8**	**3**	**7**	**42.9**	**18**	**27**	**66.7**	**34**	**22**	**9**	**0**	**11**	**19**	**1**	**3**	**83**
KENTUCKY	**27**	**68**	**39.7**	**6**	**18**	**33.3**	**16**	**24**	**66.7**	**40**	**13**	**2**	**0**	**13**	**21**	**1**	**6**	**76**
Louisiana State	27	64	42.2	6	19	31.6	9	10	90.0	28	11	5	0	16	23	0	0	69
KENTUCKY	34	53	64.2	4	6	66.7	23	33	69.7	33	24	11	0	13	14	0	4	95
Syracuse	21	42	50.0	2	5	40.0	14	25	56.0	32	10	5	6	17	19	0	3	58
KENTUCKY	27	62	43.5	1	7	14.3	7	15	46.7	28	13	10	2	8	19	1	3	62
Georgia	29	56	51.8	6	11	54.5	8	9	88.9	29	16	4	2	19	23	1	1	72
KENTUCKY	28	48	58.3	3	5	60	21	26	80.8	19	20	11	2	10	12	0	4	80
Ole Miss	30	70	42.9	6	18	33.3	5	5	100.0	29	10	4	0	4	16	0	0	71
KENTUCKY	30	48	62.5	3	6	50.0	15	18	83.3	30	13	1	0	10	12	0	3	78
Ole Miss	25	63	39.7	5	14	35.7	9	11	81.8	31	10	4	0	19	22	1	1	64
KENTUCKY	33	60	55.0	2	4	50.0	14	25	56.0	40	18	5	4	17	12	0	2	82
Louisiana State	33	61	54.1	5	13	38.5	9	11	81.8	32	17	4	2	12	16	0	2	80
KENTUCKY	35	68	51.5	7	15	46.7	9	11	81.8	30	18	4	2	10	14	0	1	86
Georgia	21	50	42.0	2	6	33.3	13	19	68.4	23	10	8	2	7	15	0	1	57
KENTUCKY	24	55	43.6	2	6	33.3	12	12	100.0	34	11	2	0	12	16	0	3	62
Southern	33	82	40.2	6	19	31.6	12	17	70.6	31	11	7	4	12	19	0	0	84
KENTUCKY	38	57	66.7	4	7	57.1	19	24	79.2	41	17	4	6	25	13	0	5	99
Maryland	29	60	48.3	9	23	39.1	14	16	87.5	23	15	2	7	9	23	0	3	81
KENTUCKY	32	56	57.1	4	9	44.4	22	29	75.9	34	11	5	3	10	13	0	3	90
Villanova	**29**	**51**	**56.9**	**5**	**13**	**38.5**	**17**	**17**	**100.0**	**27**	**14**	**3**	**0**	**9**	**14**	**1**	**0**	**80**
KENTUCKY	**27**	**59**	**45.8**	**8**	**16**	**50.0**	**12**	**17**	**70.6**	**31**	**15**	**4**	**0**	**11**	**17**	**0**	**0**	**74**
Opponents	883	1947	45.4	138	389	35.5	365	508	71.9	1049	454	198	42	530	673	23	68	2269
KENTUCKY	963	1971	48.9	98	269	36.4	604	797	75.8	1163	502	246	48	420	529	11	104	2628

1987-88 REVIEW

GAME 1 — Kentucky 86, Hawaii 59

November 28, 1987 — Rupp Arena

Kentucky opened the 1987-88 campaign with an 86-59 victory over Hawaii.

The Wildcats took control early as they outscored Hawaii 19-4 to open the game. The Cats held a 47-33 lead at halftime.

UK pulled away in the second half with tenacious defense and scoring off the bench.

In his first game back from a knee injury that sidelined him for the entire 1986-87 season, senior Winston Bennett scored 11 points and pulled down nine rebounds.

Rob Lock paced Kentucky with 18 points and Chris Gaines led the Rainbows with 24 points.

KENTUCKY 86	MIN	FG	FGA	FT	FTA	R	A	PF	TP
BENNETT, W.	25	4	11	3	4	9	4	2	11
JENKINS, CEDRIC	19	1	5	0	0	1	1	2	2
LOCK, ROB	19	8	13	2	2	8	1	1	18
CHAPMAN, REX	25	5	8	1	2	1	4	2	13
DAVENDER, ED	29	4	7	3	3	1	2	0	11
MANUEL, ERIC	19	5	6	1	3	1	3	3	11
SCOTT, MIKE	8	3	4	0	0	2	0	2	6
MILLER, DERRICK	9	1	5	0	0	0	0	2	2
SUTTON, SEAN	10	0	1	0	0	0	2	0	0
MADISON, RICHARD	14	1	5	1	1	3	0	2	3
ELLIS, LeRON	15	4	8	1	4	7	1	1	9
HANSON, REGGIE	8	0	1	0	0	0	0	2	0
TEAM	0	0	0	0	0	1	0	0	0
TOTALS	**200**	**36**	**74**	**12**	**19**	**34**	**18**	**19**	**86**

Hawaii 59	MIN	FG	FGA	FT	FTA	R	A	PF	TP
Gabriel, John	23	3	6	4	4	5	0	5	10
Cross, Reggie	32	0	5	0	0	6	2	4	0
Bolds, Billy	33	4	10	3	8	10	0	4	11
Murray, Craig	38	1	7	2	2	2	2	2	5
Gaines, Chris	38	7	11	9	9	7	4	2	24
Klein-Brockhoff	31	4	7	1	3	4	1	4	9
Among, Mike	4	0	0	0	0	0	0	0	0
Kanoa, Devin	1	0	0	0	0	0	0	0	0
TEAM	0	0	0	0	0	4	0	0	0
TOTALS	**200**	**19**	**46**	**19**	**26**	**38**	**9**	**21**	**59**

KENTUCKY	**47**	**39**	**—**	**86**
Hawaii	**33**	**26**	**—**	**59**

SHOOTING PERCENTAGES — KENTUCKY 48.6, Hawaii 41.3; **TURNOVERS** — KENTUCKY 9, Hawaii 29; **TECHNICAL FOULS** — KENTUCKY 0,Hawaii 0; **ATTENDANCE** — 23,049; **THREE POINT GOALS** — CHAPMAN, REX (2) Murray, Craig (1) Gaines Chris (1)

GAME 2 — Kentucky 101, Cincinnati 77

December 1, 1987 — Rupp Arena

Kentucky defeated Cincinnati 101-77 in a physical game in which 52 fouls were committed. The victory marked the first time Kentucky topped the century mark since December 1981.

Defensive pressure by the Cats forced Cincinnati to commit 11 turnovers in the first half and allowed Kentucky to take a 51-38 lead into the locker room at the half.

The Cats continued to pull away in the second half as Winston Bennett scored 13 points after the intermission.

The Wildcats placed five players in double figures and were led by Rex Chapman's 22 points. Rob Lock grabbed 13 rebounds for the Cats.

Cedric Glover scored 18 points in the second half and led Cincinnati with 22 points for the game.

KENTUCKY 101	MIN	FG	FGA	FT	FTA	R	A	PF	TP
JENKINS, CEDRIC	14	2	4	2	2	2	2	5	6
BENNETT, W.	36	5	8	7	10	7	1	3	17
LOCK, ROB	31	6	8	6	6	13	1	3	18
DAVENDER, ED	33	3	10	11	13	1	6	2	17
CHAPMAN, REX	32	8	14	4	4	4	2	2	22
MADISON, RICHARD	15	0	2	0	0	2	3	0	0
ELLIS, LeRON	9	5	8	1	2	2	1	3	11
MANUEL, ERIC	13	1	3	4	4	1	0	1	6
SUTTON, SEAN	10	1	1	0	0	1	5	0	2
HANSON, REGGIE	5	1	2	0	0	1	0	1	2
SCOTT, MIKE	2	0	2	0	0	0	0	1	0
TEAM	0	0	0	0	0	2	0	0	0
TOTALS	**200**	**32**	**62**	**35**	**41**	**36**	**21**	**21**	**101**

Cincinnati 77	MIN	FG	FGA	FT	FTA	R	A	PF	TP
Robinson, L.	24	4	6	3	5	2	1	5	11
Jackson, Steve	25	6	7	0	0	1	4	4	12
Glover, Cedric	28	9	12	4	6	4	1	4	22
Phiffer, Calvin	30	1	6	1	2	4	3	3	3
McClendon, R.	22	3	14	0	0	4	2	1	7
Ellison, Ronnie	8	2	3	0	0	0	0	3	6
May, Anthony	5	1	2	0	0	1	0	2	2
Williams, Kevin	10	2	2	2	4	1	0	0	6
Banks, Louis	19	1	5	0	0	7	3	3	2
Givens, Elnardo	18	1	1	0	0	0	1	2	2
Starks, Keith	8	1	2	1	2	2	0	3	3
Ruehl, Don	2	0	0	0	0	0	0	0	0
Flynn, Jeff	1	0	0	1	2	0	1	1	1
TOTALS	**200**	**31**	**60**	**12**	**21**	**26**	**16**	**31**	**77**

KENTUCKY	**51**	**50**	**—**	**101**
Cincinnati	**38**	**39**	**—**	**77**

SHOOTING PERCENTAGES — KENTUCKY 51.6, Cincinnati 51.7; **TURNOVERS** — KENTUCKY 13, Cincinnati 18; **TECHNICAL FOULS** — KENTUCKY 0, Cincinnati 2; **ATTENDANCE** — 22,865; **THREE POINT GOALS** — CHAPMAN, REX (2) McClendon, R. (1) Ellison, Ronnie (2)

GAME 3 — Kentucky 82, Indiana 76

December 5, 1987 — Hoosier Dome

In a classic dual between two of the nation's top teams, Kentucky defeated Indiana 82-76 in overtime before 43,601 fans in the first annual Big Four Classic at the Hoosier Dome.

The two teams battled on even terms for the first twenty minutes with neither team gaining a lead over three points. Indiana led Kentucky 38-36 at the half.

The second half was as close as the first with neither team able to pull away from the other. After a missed free throw by Rob Lock with seven seconds left in regulation, Ricky Calloway dribbled coast-to-coast and missed a jump shot. Indiana freshman Jay Edwards retrieved the missed shot and hit a 10 foot shot from the base line as time expired to send the contest into overtime.

With the Hoosiers leading 76-75 with 1:57 left in overtime, Rex Chapman put UK ahead to stay with a three point bomb from 23 feet. Richard Madison sealed the victory with a dunk with 29 seconds left.

Ed Davender scored 22 points and led five Cats in double figures. Cedric Jenkins played a nearly perfect game as he hit all five shots he attempted from the field and was a perfect four of four from the line.

IU was led by Ricky Calloway's 26 points and 11 rebounds.

Indiana 76	MIN	FG	FGA	FT	FTA	R	A	PF	TP
Jadlow, Todd	30	3	6	2	3	9	0	4	8
Calloway, Rick	39	11	17	4	7	11	2	5	26
Garrett, Dean	44	8	24	4	7	9	1	5	20
Smart, Keith	27	2	9	1	3	1	3	4	5
Eyl, Steve	34	0	1	0	1	3	5	1	0
Hillman, Joe	30	2	4	5	6	4	2	5	9
Sloan, Brian	5	0	0	0	0	0	0	1	0
Edwards, Jay	12	2	6	2	2	4	2	3	6
Jones, Lyndon	4	1	1	0	0	0	0	1	2
TEAM	0	0	0	0	0	2	0	0	0
TOTALS	**225**	**29**	**68**	**18**	**29**	**43**	**15**	**29**	**76**

KENTUCKY 82	MIN	FG	FGA	FT	FTA	R	A	PF	TP
BENNET, WINSTON	17	3	8	4	4	3	1	5	10
JENKINS, CEDRIC	41	5	5	4	4	10	2	4	14
LOCK, ROB	33	3	6	8	9	8	0	5	14
CHAPMAN, REX	41	6	18	6	6	6	3	4	20
DAVENDER, ED	45	7	15	7	10	2	5	3	22
MANUEL, ERIC	3	0	1	0	0	0	0	0	0
MADISON, RICHARD	28	1	2	0	1	6	2	3	2

1987-88 REVIEW

ELLIS, LeRON	14	0	1	0	2	4	0	2	0
MILLER, DERRICK	3	0	1	0	1	2	0	0	0
TEAM	0	0	0	0	0	3	0	0	0
TOTALS	**225**	**25**	**57**	**29**	**37**	**44**	**13**	**26**	**82**

Indiana	**38**	**33**	**5**	**—**	**76**
KENTUCKY	**36**	**35**	**11**	**—**	**82**

SHOOTING PERCENTAGES — Indiana 42.6, KENTUCKY 43.9; **TURNOVERS** — Indiana 20, KENTUCKY 18; **TECHNICAL FOULS** — Indiana 0, KENTUCKY 0; **ATTENDANCE** — 43,601; **THREE POINT GOALS** — CHAPMAN, REX (2) DAVENDER, ED (1) Gains Chris (1)
Indiana: 0-3 (0.00%) KENTUCKY: 3-6 (50.0%)

GAME 4

Kentucky 76
Louisville 75

December 12, 1987 — Rupp Arena

Cedric Jenkins' tip-in with one second left on the clock gave the Wildcats a 76-75 victory over the in-state rival Louisville Cardinals and improved UK's record to a perfect 4-0.

Ed Davender poured in 15 first half points and the Wildcats appeared to be on the verge of blowing out the Cardinals for the second consecutive year as they held a 45-32 halftime lead.

Louisville, however, raced back and outscored the number one-ranked Cats 12-5 to open the second half. The Cards pulled to within one at 60-59 with 9:06 left in the game and tied the game 65-65 with 5:03 remaining. Louisville gained the lead three times in the last two-and-a-half minutes before Jenkins tipped in a missed shot at Ed Davender to win the game with one tick left on the clock.

The Cats were led by Rex Chapman's 21 points and Jenkins' 11 rebounds. High men for Louisville were Herb Crook with 24 points and Pervis Ellison with 13 rebounds.

KENTUCKY 76	**MIN**	**FG**	**FGA**	**FT**	**FTA**	**R**	**A**	**PF**	**TP**
JENKINS, CEDRIC	32	1	4	0	0	11	3	0	2
BENNETT, W.	24	6	11	2	4	6	2	5	14
LOCK, ROB	32	1	7	4	6	6	2	4	6
CHAPMAN, REX	37	8	15	3	4	3	2	1	21
DAVENDER, ED	34	7	14	4	4	2	3	3	20
MANUEL, ERIC	18	2	7	4	4	5	2	1	8
MILLER, DERRICK	9	1	5	0	0	1	0	0	2
MADISON, RICHARD	8	0	1	0	0	1	1	1	0
ELLIS, LeRON	6	1	1	1	2	1	0	2	3
TEAM	0	0	0	0	0	1	0	0	0
TOTALS	**200**	**27**	**65**	**18**	**24**	**37**	**15**	**17**	**76**

Louisville 75	**MIN**	**FG**	**FGA**	**FT**	**FTA**	**R**	**A**	**PF**	**TP**
Crook, Herbert	36	10	16	4	6	9	1	3	24
Payne, Kenny	36	4	9	0	0	5	1	5	10
Ellison, Pervis	39	7	17	6	7	13	5	3	20
Smith, L.	28	4	13	0	0	3	6	5	9
Williams, Keith	36	4	6	0	0	1	3	0	8
Abram, Mike	16	1	2	2	2	2	3	0	4
Spenser, Felton	9	0	0	0	0	0	2	2	0
TEAM	0	0	0	0	0	3	0	0	0
TOTALS	**200**	**30**	**63**	**12**	**15**	**36**	**21**	**18**	**75**

KENTUCKY	**45**	**31**	**—**	**76**	
Louisville	**32**	**43**	**—**	**75**	

SHOOTING PERCENTAGES — KENTUCKY 41.5, Louisville 47.6; **TURNOVERS** — KENTUCKY 11, Louisville 14; **TECHNICAL FOULS** — KENTUCKY 0, Louisville 1; **ATTENDANCE** — 23,489; **THREE POINT GOALS** — CHAPMAN, REX (2) DAVENDER, ED (2) Payne, Kenny (2) Smith, L. (1)

GAME 5

Kentucky 85
Miami (Ohio) 71

December 18, 1987 — Rupp Arena

An upset mined Miami-Ohio team, without the services of senior guard Eric Newsome who was averaging 24.2 points per game, played on even terms with Kentucky for the first 30 minutes before losing to the Cats 85-71 in the first round of the 35th annual UKIT.

Kentucky led Miami 41-37 at halftime as the Redskins shot 57% from the field.

UK's lead was trimmed to 61-60 with 9:57 remaining before the Wildcat defense wore Miami down and allowed the Cats to outscore Miami 24-11 during the final minutes of the game.

Winston Bennett scored a career high 28 points and grabbed 10 rebounds and Rob Lock pitched in with 17 points and nine rebounds as UK ran its record to 5-0.

Miami put together a good team effort without Newsome and placed four players in double figures. Eddie Schilling and Lamont Hanna led Miami with 15 points.

KENTUCKY 101	**MIN**	**FG**	**FGA**	**FT**	**FTA**	**R**	**A**	**PF**	**TP**
JENKINS, CEDRIC	15	0	1	2	2	4	3	3	2
BENNETT, W.	36	13	21	2	5	10	3	0	28
LOCK, ROB	29	3	6	11	12	9	0	5	17
CHAPMAN, REX	31	6	11	0	0	1	3	2	13
DAVENDER, ED	34	4	8	3	4	2	1	0	11
MANUEL, ERIC	21	3	8	4	4	4	4	1	10
SCOTT, MIKE	8	1	2	2	2	1	0	0	4
MILLER, DERRICK	5	0	1	0	0	0	0	0	0
MADISON, RICHARD	7	0	2	0	0	1	1	0	0
HANOSN, REGGIE	4	0	0	0	0	0	0	0	0
SUTTON, SEAN	10	0	0	0	1	0	2	0	0
TEAM	0	0	0	0	0	1	0	0	0
TOTALS	**200**	**30**	**60**	**24**	**30**	**33**	**17**	**11**	**85**

Miami (Ohio) 71	**MIN**	**FG**	**FGA**	**FT**	**FTA**	**R**	**A**	**PF**	**TP**
Haywood, T.	15	1	6	0	0	2	0	4	2
Fuerst, Jeff	22	0	1	0	0	3	1	5	0
Paul, Jim	26	4	8	1	2	2	2	5	9
Staker, Todd	33	6	13	0	0	4	0	0	14
Schilling, E.	36	6	12	0	0	4	6	3	15
Clayborne, K.	31	6	7	0	0	6	3	1	12
Hanna, Lamont	22	4	9	7	9	3	2	3	15
Bledsoe, Dorion	8	1	1	0	0	0	1	1	2
Scott, Jeff	5	1	1	0	0	2	0	1	2
Stewart, Tim	1	0	0	0	0	1	0	0	0
Reeves, Chip	1	0	0	0	0	0	0	0	0
TEAM	0	0	0	0	0	4	0	0	0
TOTALS	**200**	**29**	**58**	**8**	**11**	**31**	**15**	**23**	**71**

KENTUCKY	**41**	**44**	**—**	**85**
Miami (Ohio)	**37**	**34**	**—**	**71**

SHOOTING PERCENTAGES — KENTUCKY 50.0, Miami (Ohio) 50.0; **TURNOVERS** — KENTUCKY 7, Miami (Ohio) 19; **TECHNICAL FOULS** — KENTUCKY 0, Miami (Ohio) 0; **ATTENDANCE** — 23,995; **THREE POINT GOALS** — CHAPMAN, REX (1) Staker, Todd (2) Schilling, E. (3)

GAME 6

Kentucky 84
N.C.-Charlotte 81

December 19, 1987 — Rupp Arena

Kentucky had to struggle to defend its UKIT title against North Carolina-Charlotte, but managed to hold off the 49ers to win 84-81 to capture UK's 27th title in 35 tournaments.

UNCC held a surprising 42-39 lead over UK at the half at the 49ers shot 58.1% from the field and held the Cats to 41.0% in the first period.

UK gained a 73-68 lead with 5:52 left in the game but UNCC stormed back and outscored Kentucky 9-2 to take a 77-75 lead with 3:47 remaining. Trailing 82-81 and with the ball, Charlotte's Byron Dinkins was called for walking with three seconds left in the game. The controversial call gave the ball back to UK and Ed Davender's two free throws ended UNCC's upset bid.

Rex Chapman and Davender tied for high point honors for Kentucky as each scored 24 points.

UNCC was led by Dinkins' 28 points and blazing six of nine shooting from the three point arc. UNCC hit 10 of 15 three point attempts for the game.

KENTUCKY 84	**MIN**	**FG**	**FGA**	**FT**	**FTA**	**R**	**A**	**PF**	**TP**
JENKINS, CEDRIC	10	1	2	0	0	0	0	2	2
BENNETT, W.	38	7	12	3	5	7	0	2	17
LOCK, ROB	31	2	5	2	3	8	1	3	6
CHAPMAN, REX	39	11	18	1	1	4	5	2	24
DAVENDER, ED	39	8	17	6	7	1	6	2	24
MADISON, RICHARD	29	4	11	1	4	16	0	2	9
MANUEL, ERIC	8	1	2	0	0	2	1	0	2
ELLIS, LeRON	4	0	3	0	0	1	0	0	0
HANSON, REGGIE	2	0	0	0	0	0	0	0	0

1987-88 REVIEW

TEAM	0	0	0	0	0	2	0	0	0
TOTALS	**200**	**34**	**70**	**13**	**20**	**41**	**13**	**13**	**84**

N.C.-Charlotte 81	**MIN**	**FG**	**FGA**	**FT**	**FTA**	**R**	**A**	**PF**	**TP**
Persley, Frank	38	6	8	0	0	5	0	1	15
Ball, Cedric	31	4	8	1	4	7	2	3	9
Plondke, Dan	37	7	9	0	0	3	4	4	14
Dinkins, Byron	36	10	17	2	3	0	3	3	28
West, Jeff	32	3	7	0	0	2	5	2	7
Bellamy, Ronnie	6	2	3	0	1	0	0	2	4
Barnes, Reggie	12	1	4	0	0	2	2	2	2
Banister, Dan	5	0	0	0	0	0	0	0	0
Robson, Sam	3	1	2	0	0	1	0	1	2
TEAM	0	0	0	0	0	3	0	0	0
TOTALS	**200**	**34**	**58**	**3**	**8**	**23**	**16**	**18**	**81**

KENTUCKY	**39**	**45**	**—**	**84**
North Carolina-Charlotte	**42**	**39**	**—**	**81**

SHOOTING PERCENTAGES — KENTUCKY 48.6, North Carolina-Charlotte 58.6; **TURNOVERS** — KENTUCKY 12, North Carolina-Charlotte 17; **TECHNICAL FOULS** — KENTUCKY 0, North Carolina-Charlotte, 0; **ATTENDANCE** — 23,995; **THREE POINT GOALS** — CHAPMAN, REX (1) DAVENDER, ED (2) Persley, Frank (3) Dinkins, Byron (6) West, Jeff (1)

GAME 7 — Kentucky 100, Alaska 58

December 28, 1987 — Rupp Arena

Kentucky blasted the Alaska Seawolves, a Division II school, 100-58 in UK's most lopsided win since defeating Florida 102-48 in 1981.

The game was never in doubt as UK outscored Alaska 33-12 to open the game and led 50-30 at halftime.

UK limited Alaska to 25.6% shooting in the second half. The Cats outscored Alaska 26-6 during the final eight minutes of the contest. Winston Bennett's driving layup with 19 seconds remaining put the Cats over the century mark for the second time in the young season.

All five Kentucky starters scored in double figures. Bennett led UK with 24 points and 10 rebounds. Cedric Jenkins pulled down 11 rebounds.

Averian Parrish led Alaska with 15 points.

KENTUCKY 100	**MIN**	**FG**	**FGA**	**FT**	**FTA**	**R**	**A**	**PF**	**TP**
BENNETT, W.	34	10	18	4	6	10	4	4	24
JENKINS, CEDRIC	29	4	10	3	3	11	3	3	11
LOCK, ROB	22	5	8	3	4	6	0	1	13
CHAPMAN, REX	32	8	14	0	0	4	5	1	19
DAVENDER, ED	31	5	10	4	4	3	9	2	15
SCOTT, MIKE	17	3	5	1	2	7	1	0	7
HANSON, REGGIE	18	1	4	0	0	7	0	2	2
SUTTON, SEAN	13	2	2	5	7	1	3	1	9
MILLER, DERRICK	4	0	2	0	0	2	0	0	0
TEAM	0	0	0	0	0	1	0	0	0
TOTALS	**200**	**38**	**73**	**20**	**26**	**52**	**25**	**14**	**100**

Alaska 58	**MIN**	**FG**	**FGA**	**FT**	**FTA**	**R**	**A**	**PF**	**TP**
Parrish, A.	28	7	17	1	1	5	5	5	15
Bartley, D.	31	3	15	1	4	8	1	4	7
Sheedy, J.	17	1	1	2	2	3	0	3	4
Johnson, M.	27	7	20	0	0	3	1	4	14
Robateau, V.	25	4	9	0	0	2	2	2	8
Russ, B.	18	1	8	2	3	11	2	2	4
McCleery, R.	11	0	2	0	0	1	0	0	0
Carpenter, M.	14	0	2	0	0	1	2	0	0
Brinkerhoff, J.	2	0	0	0	0	0	1	1	0
Cobbs, T.	9	0	2	1	2	0	0	0	1
Killpatrick, M.	11	2	2	0	0	5	0	1	4
Childs, M.	5	0	0	1	2	0	0	1	1
Schoenborn, P.	2	0	1	0	0	0	0	0	0
TEAM	0	0	0	0	0	1	0	0	0
TOTALS	**200**	**25**	**79**	**8**	**14**	**40**	**14**	**23**	**58**

KENTUCKY	**50**	**50**	**—**	**100**
Alaska	**30**	**28**	**—**	**58**

SHOOTING PERCENTAGES — KENTUCKY 52.1, Alaska 31.6; **TURNOVERS** — KENTUCKY 14, Alaska 19; **TECHNICAL FOULS** — KENTUCKY 0, Alaska 0; **ATTENDANCE** — 23,169; **THREE POINT GOALS** — CHAPMAN, REX (3) DAVENDER, ED (1)

GAME 8 — Kentucky 81, Vanderbilt 74

December 31, 1987 — Rupp Arena

Kentucky opened its SEC season with a hard-fought 81-74 victory over Vanderbilt to run its record to a perfect 8-0.

Vandy opened hot, hitting 60.7% in the first half, including 4 of 5 three point attempts. The Commodores led UK 39-33 at halftime.

Vandy widened the lead to 59-51 with 9:48 remaining and held a 65-58 lead with 7:36 left. The tide began to turn at 6:41 when Ed Davender nailed a three pointer to bring the Cats within two of Vandy, trailing only 65-63. Two consecutive turnovers by the Commodores resulted in a layup by Davender and a dunk by Rex Chapman and Kentucky went ahead 67-65 and led the rest of the way. Davender and Chapman combined to score 22 of UK's final 25 points to put away Vandy.

Davender finished the game with 24 points, and Chapman followed closely with 21. Winston Bennett pulled down a career high 17 rebounds.

Three Commodores scored 18 points.

KENTUCKY 81	**MIN**	**FG**	**FGA**	**FT**	**FTA**	**R**	**A**	**PF**	**TP**
BENNETT, W.	40	3	8	4	6	17	6	3	10
JENKINS, CEDRIC	16	1	1	2	2	2	0	1	4
LOCK, ROB	33	8	15	2	5	10	0	4	18
DAVENDER, ED	35	9	15	4	5	3	2	3	24
CHAPMAN, REX	36	8	21	5	6	3	4	1	21
SCOTT, MIKE	1	0	0	0	0	0	0	0	0
MADISON, RICHARD	17	1	3	0	0	2	2	1	2
MANUEL, ERIC	16	0	0	0	0	0	1	0	0
MILLER, DERRICK	6	0	1	2	2	0	0	3	2
TEAM	0	0	0	0	0	3	0	0	0
TOTALS	**200**	**30**	**64**	**19**	**26**	**40**	**15**	**16**	**81**

Vanderbilt 74	**MIN**	**FG**	**FGA**	**FT**	**FTA**	**R**	**A**	**PF**	**TP**
Kornet, Frank	19	3	4	0	0	6	1	3	6
Mayes, Charles	30	2	6	0	0	7	2	2	4
Perdue, Will	28	7	15	4	6	5	2	5	18
Booker, Barry	36	6	12	0	0	0	6	4	18
Goheen, Barry	36	7	12	3	4	2	5	0	18
Reid, Eric	31	2	6	0	0	8	0	3	4
Draud, Scott	13	1	3	0	0	0	1	2	3
Wilcox, Derrick	7	1	1	0	0	1	2	1	3
TEAM	**0**	**0**	**0**	**0**	**0**	**1**	**0**	**0**	**0**
TOTALS	**200**	**29**	**59**	**7**	**10**	**30**	**19**	**20**	**74**

KENTUCKY	**33**	**48**	**—**	**81**
Vanderbilt	**39**	**35**	**—**	**74**

SHOOTING PERCENTAGES — KENTUCKY 46.9, Vanderbilt 49.2; **TURNOVERS** — KENTUCKY 11, Vanderbilt 16; **TECHNICAL FOULS** — KENTUCKY 0, Vanderbilt 0; **ATTENDANCE** — 23,104; **THREE POINT GOALS** — DAVENDER, ED (2) Booker, Barry (6) Goheen, Barry (1) Draud, Scott (1) Wilcox, Derrick (1)

GAME 9 — Kentucky 84, Georgia 77

January 2, 1988 — The Omni

Kentucky and Georgia broke out of the gate fast and played an up tempo game until the final buzzer as the Cats defeated the Bulldogs 84-77.

Although Kentucky shot 68.7% from the field in the first half, Georgia clung to a 45-43 lead at halftime.

Georgia still led the Cats 51-50 with 15:47 remaining, but with 14:48 left, UK switched to a 3-2 matchup zone and outscored Georgia 18-8 to take control of the game.

The guards again led the way for UK. Rex Chapman led all scorers with 26 points and Ed Davender added 22. Winston Bennett scored 19 points and grabbed 10 rebounds.

Willie Anderson scored 19 points for the Bulldogs.

Georgia 77	**MIN**	**FG**	**FGA**	**FT**	**FTA**	**R**	**A**	**PF**	**TP**
Burdette, E.	29	1	4	0	2	7	2	4	2
Mack, T.	35	5	10	6	8	9	1	3	16
Kessler, A.	37	5	10	6	8	9	1	5	16
Hamilton, P.	33	5	13	0	0	2	2	3	12
Anderson, W.	37	8	16	3	3	4	8	4	19
Blakley, M.	1	0	1	1	2	0	0	0	1

1987-88 REVIEW

Patton, J.	13	2	3	2	2	0	1	2	7
Cole, R.	5	0	2	0	0	2	0	0	0
Krice, D.	1	0	0	0	0	0	0	0	0
Austin, N.	9	1	2	0	0	2	0	1	2
TEAM	0	0	0	0	0	4	0	0	0
TOTALS	**200**	**29**	**65**	**13**	**19**	**34**	**17**	**20**	**77**

KENTUCKY 84	**MIN**	**FG**	**FGA**	**FT**	**FTA**	**R**	**A**	**PF**	**TP**
BENNETT, W.	36	8	13	3	4	10	1	4	19
JENKINS, CEDRIC	28	1	4	1	3	7	1	3	3
LOCK, ROB	31	3	6	0	0	6	0	4	6
CHAPMAN, REX	32	9	15	6	6	2	5	4	26
DAVENDER, ED	39	8	17	6	7	1	2	2	22
MANUEL, ERIC	12	0	1	0	0	1	1	0	0
HANSON, REGGIE	2	0	0	0	0	0	0	0	0
MADISON, RICHARD	20	2	3	4	5	3	1	2	8
TEAM	0	0	0	0	0	4	0	0	0
TOTALS	**200**	**31**	**59**	**20**	**25**	**34**	**11**	**19**	**84**

Georgia	**45**	**32**	**—**	**77**
KENTUCKY	**43**	**41**	**—**	**84**

SHOOTING PERCENTAGES — Georgia 44.6, KENTUCKY 52.5; **TURNOVERS** — Georgia 13, KENTUCKY 14; **TECHNICAL FOULS** — Georgia 0, KENTUCKY 0; **ATTENDANCE** — 13,666; **THREE POINT GOALS** — Mack, T. (3) Hamilton, P (2) Patton, J. (1) CHAPMAN, REX (2)

GAME 10 — Kentucky 93, Mississippi St. 52

January 6, 1988 — Rupp Arena

Kentucky jumped on Mississippi State early and held on in the second half to win 93-52 to improve UK's record to 10-0 overall and 3-0 in the SEC.

The Bulldogs, who started four freshmen, got behind early in the first half and never got back in the game. The Cats held a 55-17 lead at the half. Kentucky shot a blazing 70/% from the field in the first half and held Mississippi State to 38.9% shooting. UK's defense forced 18 Bulldog turnovers in the first period.

Kentucky eased up in the second half and coasted to the victory as Coach Sutton substituted freely.

Five Cats scored in double figures, led by Winston Bennett's 17 points.

Carl Nichols was Mississippi State's high man with 15 points.

KENTUCKY 93	**MIN**	**FG**	**FGA**	**FT**	**FTA**	**R**	**A**	**PF**	**TP**
JENKINS, CEDRIC	24	3	4	0	0	8	1	1	6
BENNETT, W.	24	7	13	3	4	4	1	1	17
LOCK, ROB	19	5	8	5	5	5	1	3	15
DAVENDER, ED	24	5	8	2	2	1	4	2	12
CHAPMAN, REX	20	5	7	0	0	2	2	0	11
MADISON, RICHARD	18	2	5	2	2	3	1	1	6
SCOTT, MIKE	9	0	3	0	0	3	0	3	0
MANUEL, ERIC	15	5	6	2	2	2	4	1	12
HANSON, REGGIE	8	1	1	0	0	1	1	0	2
SUTTON, SEAN	14	1	1	3	4	1	4	1	5
MILLER, DERRICK	14	3	7	0	0	1	2	1	7
ELLIS, LeRON	11	0	2	0	2	2	0	1	0
TEAM	0	0	0	0	0	3	0	0	0
TOTALS	**200**	**37**	**65**	**17**	**21**	**15**	**93**		

Mississippi St. 52	**MIN**	**FG**	**FGA**	**FT**	**FTA**	**R**	**A**	**PF**	**TP**
Carter, Greg	15	0	3	3	4	1	1	0	3
Nichols, Carl	33	5	8	5	7	6	0	2	15
Nichols, Chan.	15	1	2	0	0	3	1	4	2
Boykin, R.	21	2	8	0	0	5	1	1	4
Lockhart, Greg	30	6	12	2	3	0	2	1	14
Merritt, Todd	25	2	5	0	0	1	2	4	6
Hartsfield, D.	12	0	2	1	2	1	2	2	1
Courtney, Joe	32	3	7	1	2	5	0	2	7
Woodward, Robert	7	0	2	0	0	3	0	1	0
Hall, Chris	10	0	2	0	1	0	1	0	0
TEAM	0	0	0	0	0	3	0	0	0
TOTALS	**200**	**19**	**51**	**12**	**19**	**28**	**10**	**17**	**52**

KENTUCKY	**55**	**38**	**—**	**93**
Mississippi St.	**17**	**35**	**—**	**52**

SHOOTING PERCENTAGES — KENTUCKY 56.9, Mississippi St. 37.3; **TURNOVERS** — KENTUCKY 10, Mississippi St. 22; **TECHNICAL FOULS** — KENTUCKY 0, Mississippi St. 0; **ATTENDANCE** — 23,047; **THREE POINT GOALS** — CHAPMAN, REX (1) MILLER, DERRICK (1) Merritt, Todd (2)

GAME 11 — Auburn 53, Kentucky 52

January 9, 1988 — Rupp Arena

In one of the greatest upsets in the history of Rupp Arena, Auburn, without its two leading scorers, defeated the number one-ranked Wildcats 53-52 to hand Kentucky its first defeat of the season.

Both teams shot miserably in the first half, but Kentucky entered the locker room with a 28-25 lead.

The shooting woes continued for both teams in the second half as Auburn slowed down the game and never allowed the Cats to get their offense on track. UK went ahead 52-50 with 28 seconds remaining on two Rex Chapman free throws. After a timeout, Auburn worked the ball downcourt and John Caylor launched a 21-foot three-point bomb to upset Kentucky. An attempt by Chapman to drive the court and win the game resulted in a missed three point shot.

Chris Morris led Auburn with 18 points and 12 rebounds.

Winston Bennett tallied 20 points and 10 rebounds in the losing effort.

KENTUCKY 52	**MIN**	**FG**	**FGA**	**FT**	**FTA**	**R**	**A**	**PF**	**TP**
JENKINS, CEDRIC	9	0	3	0	0	0	0	3	0
BENNETT, W.	40	9	19	2	2	10	0	4	20
LOCK, ROB	30	1	3	1	2	8	1	4	3
CHAPMAN, REX	56	5	13	3	3	7	3	2	15
DAVENDER, ED	34	2	11	0	0	3	4	1	5
MADISON, RICHARD	22	2	5	0	0	6	0	0	4
MANUEL, ERIC	12	1	3	0	0	2	1	1	2
SUTTON, SEAN	8	0	1	0	0	0	2	0	0
MILLER, DERRICK	6	1	3	0	0	1	0	0	3
ELLIS, LeRON	3	0	0	0	0	0	0	0	0
TEAM	0	0	0	0	0	2	0	0	0
TOTALS	**200**	**21**	**61**	**6**	**7**	**39**	**11**	**15**	**52**

Auburn 53	**MIN**	**FG**	**FGA**	**FT**	**FTA**	**R**	**A**	**PF**	**TP**
Caylor, John	40	3	6	0	1	8	4	0	7
Morris, Chris	40	8	28	1	1	12	5	2	18
Geiger, Matt	23	4	7	0	0	4	1	4	8
Howard, T.	35	1	4	2	4	3	4	2	5
Carpenter, K.	18	0	3	0	0	1	0	1	0
Lynn, Johnny	21	0	2	0	0	1	1	2	0
Dennison, D.	23	5	7	4	4	3	0	0	15
TEAM	0	0	0	0	0	2	0	0	0
TOTALS	**200**	**21**	**57**	**7**	**10**	**34**	**15**	**11**	**53**

KENTUCKY	**28**	**24**	**—**	**52**
Auburn	**25**	**28**	**—**	**53**

SHOOTING PERCENTAGES — KENTUCKY 34.4, Auburn 36.8; **TURNOVERS** — KENTUCKY 11, Auburn 12; **TECHNICAL FOULS** — KENTUCKY 0, Auburn 0; **ATTENDANCE** — 23,379; **THREE POINT GOALS** — CHAPMAN, REX (2) DAVENDER, ED (1) MILLER, DERRICK (1) Caylor, John (1) Morris, Chris (1) Howard, T. (1) Dennison, D. (1)

GAME 12 — Kentucky 63, Alabama 55

January 13, 1988 — Memorial Coliseum

For the second consecutive game, Kentucky's opposition slowed down the tempo in hopes of pulling off an upset win over the Cats. This time, however, Kentucky prevailed with a 63-55 win over Alabama. The victory raised UK's record to 11-1 overall and 4-1 in the SEC.

Alabama's slow down game disrupted the Kentucky offense in the first half, but UK's defense forced nine Alabama turnovers in the first period and UK held a 29-22 lead at the half.

Alabama could come no closer than three points in the second half until Craig Dudley's eight-foot jumper cut UK's lead to 54-52 with four minutes remaining. Kentucky managed to hold on at the line with free throws by Rex Chapman and Cedric Jenkins in the final minute to defeat the Crimson Tide.

Ed Davender paced the Cats with 17 points and Michael Ansley led Alabama with 18 points.

Alabama 55	**MIN**	**FG**	**FGA**	**FT**	**FTA**	**R**	**A**	**PF**	**TP**
Ansley, M.	40	9	13	0	1	6	1	3	18
Cheatum, M.	40	5	11	2	3	2	0	3	12
Askins, K.	24	2	4	0	0	6	0	4	4

1987-88 REVIEW

Dudley, C.	38	7	13	2	2	6	3	3	16
Lancaster, B.	14	0	2	0	0	0	1	2	0
Waites, G.	28	1	6	0	0	4	7	2	2
Lee, A.	5	1	2	0	0	1	0	2	3
DeVaughn, W.	11	0	0	0	0	0	1	2	0
TEAM	0	0	0	0	0	5	0	0	0
TOTALS	**200**	**25**	**51**	**4**	**6**	**30**	**13**	**21**	**55**

KENTUCKY 63	**MIN**	**FG**	**FGA**	**FT**	**FTA**	**R**	**A**	**PF**	**TP**
BENNETT, W.	36	3	8	3	5	3	2	2	9
MANUEL, ERIC	19	2	2	0	0	2	1	1	4
LOCK, ROB	32	2	4	5	5	5	0	3	9
CHAPMAN, REX	38	6	15	3	4	3	6	1	16
DAVENDER, ED	36	6	11	3	4	2	4	1	17
SUTTON, SEAN	4	0	1	0	0	0	0	0	0
MADISON, RICHARD	20	3	3	0	0	4	0	2	6
ELLIS, LeRON	4	0	0	0	0	0	0	2	0
JENKINS, CEDRIC	11	0	0	2	0	0	0	0	2
TEAM	0	0	0	0	0	5	0	0	0
TOTALS	**200**	**22**	**44**	**16**	**21**	**24**	**13**	**12**	**63**

Alabama	**22**	**33**	**—**	**55**
KENTUCKY	**29**	**34**	**—**	**63**

SHOOTING PERCENTAGES — Alabama 49.0, KENTUCKY 50.0; **TURNOVERS** — Alabama 19, KENTUCKY 14; **TECHNICAL FOULS** — Alabama 0, KENTUCKY 0; **ATTENDANCE** — 12,391; **THREE POINT GOALS** — Lee, A. (1) CHAPMAN, REX (1) DAVENDER, ED (2)

GAME 13

Kentucky 83
Tennessee 65

January 16, 1988 — Rupp Arena

Kentucky jumped out on top early in the game and held on in the second half to defeat Tennessee 83-65.

The Cats outscored Tennessee 19-4 in the first seven minutes of the game as they forced eight Volunteer turnovers during that period. UK led 39-25 at the half as Ed Davender and Rex Chapman both-scored 11 points in the first period.

Kentucky scored the first 10 points of the second half to take a 49-25 lead with 16:56 remaining in the game. Tennessee cut UK's lead to 67-53 with 7:19 left but the Cats hung on for the victory to improve their record to 12-1 overall and 5-1 in the SEC.

The Wildcats were led by Chapman's 23 points and Winston Bennett's nine rebounds.

Dyron Nix turned in an excellent performance with 28 points and 12 rebounds for the Volunteers.

KENTUCKY 83	**MIN**	**FG**	**FGA**	**FT**	**FTA**	**R**	**A**	**PF**	**TP**
BENNETT, W.	36	4	10	2	4	9	4	3	10
MADISON, RICHARD	31	4	8	1	2	3	3	3	9
LOCK, ROB	18	3	5	6	6	6	1	5	12
CHAPMAN, REX	35	8	14	6	6	2	4	3	23
DAVENDER, ED	31	5	11	8	10	3	3	1	18
ELLIS, LeRON	21	3	7	1	2	7	0	3	7
JENKINS, CEDRIC	6	1	1	0	0	1	0	4	2
SUTTON, SEAN	8	0	2	0	0	1	1	0	0
MANUEL, ERIC	8	0	2	2	2	2	1	0	2
HANSON, REGGIE	2	0	2	0	0	2	0	0	0
SCOTT, MIKE	3	0	1	0	0	0	0	0	0
MILLER, DERRICK	1	0	1	0	0	1	0	0	0
TEAM	0	0	0	0	0	3	0	0	0
TOTALS	**200**	**28**	**64**	**26**	**32**	**40**	**17**	**22**	**8.3**

Tennessee 65	**MIN**	**FG**	**FGA**	**FT**	**FTA**	**R**	**A**	**PF**	**TP**
Richardson, A.	35	1	2	4	4	5	2	3	6
Nix, Dyron	32	10	18	8	9	12	0	3	28
Roth, Doug	15	2	4	0	0	3	2	2	4
Swearengen, C.	27	0	1	1	2	0	5	4	1
Brown, Elvin	13	0	1	0	0	0	0	1	0
Griffin, Mark	12	1	4	0	0	3	0	2	2
Henry, Travis	9	0	0	0	0	0	2	1	0
Bell, Greg	21	4	12	4	4	1	0	5	15
Lockhart, Ian	15	2	6	3	4	7	1	4	7
Reese, Ronnie	11	0	2	0	0	1	0	1	0
Smith, Eric	2	0	1	0	0	0	1	1	0
Hausley, Ron	5	1	2	0	0	0	0	0	2
Davis, Chris	3	0	0	0	0	1	0	0	0
TOTALS	**200**	**21**	**53**	**20**	**23**	**33**	**13**	**27**	**65**

KENTUCKY	**39**	**44**	**—**	**83**
Tennessee	**25**	**40**	**—**	**65**

SHOOTING PERCENTAGES — KENTUCKY 43.8, Tennessee 39.6; **TURNOVERS** — KENTUCKY 12, Tennessee 23; **TECHNICAL FOULS** — KENTUCKY 0, Tennessee 0; **ATTENDANCE** — 23,819; **THREE POINT GOALS** — CHAPMAN, REX (1) Bell, Greg (3)

GAME 14

Florida 58
Kentucky 56

January 20, 1988 — Rupp Arena

Florida held Kentucky to a frigid 28.1% field goal percentage for the game and outlasted a late surge by the Wildcats to post a 58-56 victory over the Cats. The loss dropped UK's record to 12-2 overall and 5-2 in the SEC.

Florida opened hot, hitting nine of its first 12 shots, as the Gators opened a 21-9 lead with 12:16 remaining in the half. The Cats fought back to within one at the 8:17 mark and the margin was still one at halftime as Florida led 34-33. A three-pointer by Ed Davender with two seconds left concluded the scoring in the first half.

Kentucky gained its first lead of the game at 39-38 with 13:59 remaining. The Cats held a 43-42 lead with 11:48 left before Florida outscored UK 12-4 to take a 54-47 lead with 4:41 remaining. The Cats battled back to cut the lead to 58-56 with 21 seconds left. A three-point attempt by Richard Madison with seven seconds remaining bounced off the rim and Florida grabbed the rebound and held on for the victory.

Vernon Maxwell scored 19 points and Chris Capers pulled down 12 rebounds to lead the Florida winning effort.

Winston Bennett was high man for Kentucky with 20 points and 11 rebounds.

KENTUCKY 56	**MIN**	**FG**	**FGA**	**FT**	**FTA**	**R**	**A**	**PF**	**TP**
BENNETT, W.	40	6	15	8	9	11	1	3	20
MADISON, RICHARD	38	3	7	0	0	9	1	2	6
LOCK, ROB	16	1	2	2	2	1	0	0	4
CHAPMAN, REX	39	5	19	2	2	5	2	2	14
DAVENDER, ED	39	1	8	4	4	0	3	3	7
JENKINS, CEDRIC	24	0	6	5	6	5	0	2	5
MANUEL, ERIC	2	0	0	0	0	0	0	1	0
SCOTT, MIKE	2	0	0	0	0	0	0	0	0
TEAM	0	0	0	0	0	2	0	0	0
TOTALS	**200**	**16**	**57**	**21**	**23**	**33**	**7**	**13**	**56**

Florida 58	**MIN**	**FG**	**FGA**	**FT**	**FTA**	**R**	**A**	**PF**	**TP**
Montgomery, R.	35	1	2	0	0	4	4	2	3
Lawrence, Pat	28	1	4	0	0	4	2	3	2
Maxwell, Vernon	37	7	17	4	7	3	6	2	19
Capers, Chris	34	4	10	0	0	12	2	4	8
Schintzius, D.	31	9	14	0	0	8	1	4	18
Lett, Clifford	8	1	2	0	0	0	0	1	2
Davis, Dwayne	15	2	4	0	2	5	0	2	4
Aaron, Patrick	12	1	3	0	0	2	0	2	2
TEAM	**0**	**0**	**0**	**0**	**0**	**2**	**0**	**0**	**0**
TOTALS	**200**	**26**	**56**	**4**	**9**	**40**	**15**	**20**	**58**

KENTUCKY	**33**	**23**	**—**	**56**
Florida	**34**	**24**	**—**	**58**

SHOOTING PERCENTAGES — KENTUCKY 28.1, Florida 46.4; **TURNOVERS** — KENTUCKY 7, Florida 12; **TECHNICAL FOULS** — KENTUCKY 0, Florida 0; **ATTENDANCE** — 23,433; **THREE POINT GOALS** — CHAPMAN, REX (2) DAVENDER, ED (1) Montgomery, R. (1) Maxwell, Vernon (1)

GAME 15

Kentucky 76
LSU 61

January 23, 1988 — Assembly Center

Kentucky opened cold from the field again but heated up midway through the first half to pull away from LSU for a 76-61 victory. The win improved UK's record to 13-2 overall and 6-2 in the SEC.

LSU took an 11-6 lead eight minutes into the first half as UK made only one of its first 12 field goal attempts. After its cold start, Kentucky outscored LSU 9-0 to take a 15-11 lead with 9:00 left in the half. UK held a 31-25 halftime advantage.

LSU cut the lead to 33-30 with 18:04 remaining. The Cats fought back the Tigers and pulled away in the second-half with outstanding play from Winston Bennett, who scored 14 second half points, and two technicals on the LSU bench.

1987-88 REVIEW

The Wildcats were led by Ed Davender's 21 points and 18 points each by Bennett and Rex Chapman.

Ricky Blanton scored 16 points and grabbed 11 rebounds for LSU.

LSU 61	MIN	FG	FGA	FT	FTA	R	A	PF	TP
Woodside, B.	34	4	10	1	1	6	0	5	10
Blanton, R.	40	6	15	3	5	11	5	3	16
Vargas, J.	32	3	10	4	6	8	1	5	10
Joe, D.	26	0	9	2	2	5	3	2	2
Irvin, F.	36	3	8	4	4	4	3	5	10
Griffith, P.	3	0	1	0	0	0	1	1	0
McKenzie, K.	3	0	1	0	0	0	0	1	0
Bukumirovich	1	0	0	0	0	0	0	1	0
Mouton, L.	4	1	3	0	0	0	0	0	3
Sims, W.	21	5	5	0	0	4	0	5	10
TEAM	0	0	0	0	0	3	0	0	0
TOTALS	**200**	**22**	**62**	**14**	**18**	**41**	**13**	**28**	**61**

KENTUCKY 76	MIN	FG	FGA	FT	FTA	R	A	PF	TP
BENNET, W.	38	5	11	8	12	10	0	3	18
MADISON, RICHARD	16	1	3	4	4	5	0	1	6
LOCK, ROB	23	1	3	5	6	5	0	5	7
CHAPMAN, REX	38	8	15	0	2	5	4	3	18
DAVENDER, ED	39	5	14	10	13	5	3	2	21
SUTTON, SEAN	3	0	1	2	2	0	0	0	2
MANUEL, ERIC	13	0	0	0	1	1	1	0	0
ELLIS, LeRON	2	0	1	0	0	0	0	1	0
HANSON, REGGIE	1	0	0	0	0	0	0	0	0
JENKINS, CEDRIC	27	2	4	0	1	6	1	2	4
TEAM	0	0	0	0	0	4	0	0	0
TOTALS	**200**	**22**	**52**	**29**	**41**	**41**	**9**	**17**	**76**

LSU	**25**	**36**	**—**	**61**
KENTUCKY	**31**	**45**	**—**	**76**

SHOOTING PERCENTAGES — LSU 35.5, KENTUCKY 42.3; **TURNOVERS** — LSU 17, KENTUCKY 13; **TECHNICAL FOULS** — LSU 2, KENTUCKY 0; **ATTENDANCE** — 13,853; **THREE POINT GOALS** — Woodside, B. (1) Blanton, R. (1) Mouton, L. (1) CHAPMAN, REX (2) DAVENDER, ED (1)

GAME 16

Vanderbilt 83
Kentucky 66

January 27, 1988 — Memorial Gymnasium

Vanderbilt hit 13 of 20 three point attempts and pulled away from the Wildcats in the second half as the Commodores buried Kentucky 83-66 in the season's second meeting between the teams.

Kentucky opened an 11-5 lead four minutes into the game, but Vandy outscored the Cats 17-6 to take a 22-17 lead with 9:09 remaining in the half. Vanderbilt held a 44-38 lead at the intermission.

The Wildcats cut Vandy's lead to 48-46 with 15:52 remaining, but that was as close as they could come as a barrage of Vandy three pointers put the Cats away for good.

Scott Draud did much of the damage for Vanderbilt as he scored 22 points, including six of nine three point attempts. Will Perdue and Barry Goheen added 17 points each for the Commodores.

Rex Chapman led UK with 18 points and Winston Bennett chipped in 15 points.

Vanderbilt 83	MIN	FG	FGA	FT	FTA	R	A	PF	TP
Kornet, Frank	18	0	2	0	0	3	1	2	0
Reid, Eric	28	1	4	3	4	9	0	0	5
Perdue, Will	31	8	13	1	4	8	4	4	17
Booker, Barry	18	5	12	0	0	2	1	5	14
Goheen, Barry	26	5	9	6	7	3	4	1	17
Wilcox, Derrick	13	0	2	0	0	0	1	4	0
Draud, Scott	24	6	10	4	4	0	3	2	22
Grant, Steve	21	0	1	0	0	3	2	4	0
Mayes, Charles	21	3	4	0	0	2	0	1	8
TEAM	0	0	0	0	0	4	0	0	0
TOTALS	**200**	**28**	**57**	**14**	**19**	**34**	**16**	**23**	**83**

KENTUCKY 66	MIN	FG	FGA	FT	FTA	R	A	PF	TP
BENNETT, W.	36	5	12	5	8	8	1	4	15
MADISON, RICHARD	26	1	3	0	0	5	1	2	2
LOCK, ROB	24	5	5	3	4	8	1	5	13
CHAPMAN, REX	30	7	15	3	4	3	3	4	18
DAVENDER, ED	37	3	9	4	5	0	2	3	10
MILLER, DERRICK	5	0	1	0	0	0	0	1	0
SUTTON, SEAN	3	0	0	0	0	0	0	1	0
MANUEL, ERIC	15	1	1	0	0	3	4	0	2
ELLIS, LeRON	10	0	4	4	4	1	0	1	4
JENKINS, CEDRIC	14	1	1	0	0	2	0	1	2
TEAM	0	0	0	0	0	1	0	0	0
TOTALS	**200**	**23**	**51**	**19**	**25**	**31**	**12**	**22**	**66**

Vanderbilt	**44**	**39**	**—**	**83**
KENTUCKY	**38**	**28**	**—**	**66**

SHOOTING PERCENTAGES — Vanderbilt 49.1, KENTUCKY 45.1; **TURNOVERS** — Vanderbilt 18, KENTUCKY 17; **TECHNICAL FOULS** — Vanderbilt 0, KENTUCKY 0; **ATTENDANCE** — 15,646; **THREE POINT GOALS** — Booker, Barry (4) Goheen, Barry (1) Draud, Scott (6) Mayes, Charles (2) CHAPMAN, REX (1)

GAME 17

Kentucky 78
Notre Dame 69

January 17, 1988 — Freedom Hall

LeRon Ellis, starting his first game for Kentucky, sparked the Wildcats to a 78-69 victory over Notre Dame. The win improved UK's record to 14-3.

The Cats and the Irish waged an even battle for the first nine minutes of the game and were tied 15-15 before UK outscored Notre Dame 13-5 to take a 28-20 lead with 5:20 left in the half. The Cats shot 61.5% from the field to take a 38-30 lead into the lockerroom.

Although defensive pressure by Rex Chapman and Ed Davender held Notre Dame's All-American Guard David Rivers to just two for nine shooting in the second half, Notre Dame managed to cut UK's lead to 58-56 with seven minutes remaining. With a chance for the Irish to cut the lead to one, Ellis blocked a shot by Jamere Jackson to hold off the Notre Dame comeback attempt. Six free throws by Davender in the final 11 seconds provided the final margin of victory.

Davender led the Wildcats with 23 points and Chapman and Ellis each added 14 points.

Rivers was high man for the Irish with 21 points.

KENTUCKY 78	MIN	FG	FGA	FT	FTA	R	A	PF	TP
ELLIS, LeRON	30	6	9	2	2	6	1	0	1?
BENNETT, W.	36	2	8	4	4	5	1	3	8
LOCK, ROB	26	3	6	3	3	7	3	2	??
CHAPMAN, REX	40	6	13	1	3	3	3	2	14
DAVENDER, ED	36	6	11	10	12	2	2	3	2?
MANUEL, ERIC	21	4	7	0	0	2	4	2	??
JENKINS, CEDRIC	7	1	2	0	0	2	2	0	??
SUTTON, SEAN	4	0	0	0	0	0	0	0	0
TEAM	0	0	0	0	0	2	0	0	0
TOTALS	**200**	**28**	**56**	**20**	**24**	**29**	**16**	**12**	**78**

Notre Dame 69	MIN	FG	FGA	FT	FTA	R	A	PF	TP
Connor, Sean	16	1	3	0	0	1	0	1	3
Paddock, Scott	20	0	1	0	0	4	3	0	0
Voce, Gary	38	8	12	2	2	2	0	3	18
Rivers, David	34	7	17	6	7	3	2	3	21
Jackson, Jamere	34	3	5	4	4	3	4	4	10
Ellery, Kevin	7	0	2	0	0	2	0	1	0
Robinson, Keith	22	1	2	1	2	6	0	2	3
Frederick, Joe	28	6	8	2	4	2	3	4	14
Singleton, Tim	1	0	0	0	0	0	0	0	0
TEAM	0	0	0	0	0	2	0	0	0
TOTALS	**200**	**26**	**50**	**15**	**19**	**25**	**12**	**18**	**69**

KENTUCKY	**38**	**40**	**—**	**78**
Notre Dame	**30**	**39**	**—**	**69**

SHOOTING PERCENTAGES — KENTUCKY 50.0, Notre Dame 52.0; **TURNOVERS** — KENTUCKY 14, Notre Dame 16; **TECHNICAL FOULS** — KENTUCKY 0, Notre Dame 0; **ATTENDANCE** — 19,502; **THREE POINT GOALS** — CHAPMAN, REX (1) DAVENDER, ED (1) Connor, Sean (1) Rivers, David (1)

GAME 18

Kentucky 94
Ole Miss 65

January 3, 1988 — Rupp Arena

Kentucky exploded midway through the second half to trounce Ole Miss 94-65. The victory ran UK's record to 15-3 and 7-3 in the SEC.

Kentucky's zone press forced six Rebel turnovers early in the game and allowed the Cats to take a 15-4 lead with 15:40 left in the first half. Ole Miss settled down and cut UK's lead to 34-29 with 1:58 left in the half, but layups by LeRon Ellis and Winston Bennett gave Kentucky a 38-29 lead at halftime.

Ole Miss fought back to within 42-37 four minutes into the second half, but was outscored by UK 3508 as the Cats took a 77-45 lead with 8:15 remaining to thwart any possible comeback attempt by the Rebels. Kentucky pounded the ball inside the second half and put the Rebels away with its inside game and from the line.

The Rebels were victims of a balanced Wildcat scoring attack which placed five players in double figures. Bennett led the Cats with 16 points and 11 rebounds. Rex Chapman added 15 points and LeRon Ellis scored a

1987-88 REVIEW

career high 14 for the second consecutive game.

Ole Miss was paced by Rod Barnes' 17 points. Tim Jumper added 16 for the Rebels.

KENTUCKY 94	MIN	FG	FGA	FT	FTA	R	A	PF	TP
BENNETT, W.	30	6	11	4	6	11	1	?	?
ELLIS, LeRON	31	6	10	2	2	6	2	?	?
LOCK, ROB	22	4	9	3	5	8	1	?	?
CHAPMAN, REX	32	5	16	3	4	4	8	?	??
DAVENDER, ED	15	3	5	0	0	1	3	?	??
MANUEL, ERIC	20	4	6	1	1	3	3	?	?
JENKINS, CEDRIC	9	2	3	7	8	1	0	?	?
MADISON, RICHARD	12	2	7	0	0	5	0	?	?
SUTTON, SEAN	14	0	1	2	2	0	5	?	?
HANSON, REGGIE	7	0	1	2	2	1	0	?	?
MILLER, DERRICK	5	0	1	0	0	0	0	?	?
SCOTT, MIKE	3	2	2	0	0	3	0	?	?
TEAM	0	0	0	0	0	1	0	0	0
TOTALS	**200**	**34**	**72**	**24**	**30**	**44**	**23**	**1?**	**??**
Ole Miss 65	**MIN**	**FG**	**FGA**	**FT**	**FTA**	**R**	**A**	**PF**	**TP**
Turner, Greg	11	1	1	0	0	2	0	?	??
Prater, Charles	30	4	8	0	0	4	1	?	??
Murphy, Sean	32	2	9	0	1	4	0	?	?
Barnes, Rod	35	8	16	1	1	3	5	?	??
Jumper, Tim	33	7	18	2	2	4	2	?	?
Ward, Edgar	16	2	4	0	0	7	0	?	?
Paul, Mike	15	1	1	4	4	1	0	?	?
Miller, Ronnie	11	2	3	2	4	1	0	?	?
Allen, Bo	4	0	1	0	0	1	0	?	?
Wilson, Marc	9	0	3	0	0	5	0	?	?
Jones, Greg	4	1	3	0	2	2	0	?	?
TEAM	0	0	0	0	0	2	0	0	0
TOTALS	**200**	**28**	**67**	**9**	**14**	**36**	**8**	**2?**	**??**
KENTUCKY	**38**	**56**	**—**	**9?**					
Ole Miss	**29**	**36**	**—**	**6?**					

SHOOTING PERCENTAGES — KENTUCKY 47.2, Ole Miss 41.8; **TURNOVERS** — KENTUCKY 21, Ole Miss 26; **TECHNICAL FOULS** — KENTUCKY 0, Ole Miss 0; **ATTENDANCE** — 23,133; **THREE POINT GOALS** — CHAPMAN, REX (2)

GAME 19

Kentucky 83
Mississippi St. 59

January 6, 1988 — Humphrey Coliseum

Another second-half surge by Kentucky enabled the Wildcats to beat Mississippi State 83-59 and capture first place in the SEC with an 8-3 record. The Victory improved UK's record to 16-3 overall.

Mississippi State avoided a repeat of its first-half performance at Rupp Arena and kept the score close throughout the first half. Doug Hartsfield hit three of four three-point attempts in the half and the Bulldogs only trailed 28-23 at halftime.

Kentucky held a 40-35 lead with 14:57 remaining in the game before outscoring the Bulldogs 22-5 to take a 62-40 lead with 8:38 left in the contest. Ed Davender scored 15 second-half points and made all five of his second-half field goal attempts as the Cats defeated Mississippi State.

Davender's 21 points for the game led a balanced UK scoring attack. Winston Bennett and Rex Chapman each added 15 points and Rob Lock had 13. Bennett grabbed 11 rebounds.

Hartsfield led the Bulldog effort with 16 points.

Mississippi St. 59	MIN	FG	FGA	FT	FTA	R	A	PF	TP
Carter, G.	29	4	7	0	0	3	1	0	8
Nichols, Carl	33	2	2	3	5	2	2	6	
Nichols, Ch.	27	3	8	2	2	3	1	3	8
Hartsfield, D.	38	6	13	0	0	2	4	3	16
Boykin, R.	24	2	8	0	0	3	3	3	4
Lockhart, G.	5	0	1	0	0	0	0	2	0
Merritt, T.	10	0	2	0	0	0	1	0	0
Hall, C.	13	4	6	0	0	0	1	3	10
Courtney, J.	13	2	4	1	1	4	0	2	5
Woodard, R.	8	1	2	0	0	1	1	2	2
TEAM	0	0	0	0	0	1	0	0	0
TOTALS	**200**	**24**	**53**	**5**	**6**	**22**	**14**	**20**	**59**
KENTUCKY 83	**MIN**	**FG**	**FGA**	**FT**	**FTA**	**R**	**A**	**PF**	**TP**
BENNETT, W.	29	7	11	1	1	11	1	2	15
ELLIS, LeRON	18	0	1	0	0	3	2	1	0
LOCK, ROB	19	6	6	1	1	4	0	4	13
CHAPMAN, REX	34	5	12	4	4	2	4	0	15
DAVENDER, ED	30	8	12	4	4	2	3	1	21
JENKINS, CEDRIC	15	0	1	3	4	3	0	3	3
MANUEL, ERIC	21	2	6	0	0	2	0	0	4
MADISON, RICHARD	12	1	1	0	0	2	0	1	2
SUTTON, SEAN	10	0	1	5	6	2	3	0	5
HANSON, REGGIE	5	0	1	0	0	0	0	0	0
MILLER, DERRICK	4	1	2	0	0	1	0	0	3
SCOTT, MIKE	3	1	1	0	0	1	0	1	2
TOTALS	**200**	**31**	**55**	**18**	**20**	**33**	**13**	**13**	**83**
Mississippi St.	**23**	**36**	**—**	**59**					
KENTUCKY	**28**	**55**	**—**	**83**					

SHOOTING PERCENTAGES — Mississippi State 45.3, KENTUCKY 56.4; **TURNOVERS** — Mississippi State 18, KENTUCKY 14; **TECHNICAL FOULS** — Mississippi State 0, KENTUCKY 0; **ATTENDANCE** — 6,863; **THREE POINT GOALS** — Hatsfield, D. (4) Hall, C. (2) CHAPMAN, REX (1) DAVENDER, ED (1) MILLER DERRICK (1)

GAME 20

KENTUCKY 69
Auburn 62

January 10, 1988 — Joel Eaves Coliseum

Kentucky avenged its earlier loss to Auburn with a 69-62 victory over the Tigers. UK opened hot but overcame 37.5% shooting in the second half to defeat Auburn and improve its record to 17-3 overall and 9-3 in the SEC.

The Cats opened a 12-4 lead with 15:28 to go in the half before Jeff Moore entered the game for Auburn. Moore, who had missed six weeks of action with a broken hand, sparked the Tigers as they cut UK's lead to 21-17 with 8:20 left in the half. Rex Chapman answered with one of his three first-half three-pointers to give UK a 24-17 lead. Chapman scored 17 points in the half and UK held a 40-31 halftime advantage.

Both teams opened cold in the second half but Auburn managed to trim UK's lead to 47-43 with 10:30 left in the game. Auburn's gimmick defenses stifled Chapman and Ed Davender in the second period and held them to a combined 10 points in the half. Auburn trailed only 57-55 with 4:57 remaining, but free throws by Rob Lock and Chapman, and two clutch baskets by Eric Manuel and a driving Chapman layup gave Kentucky a 65-55 lead with 1:18 left. Four free throws by Manuel in the final minute preserved the victory for the Wildcats.

Chapman led four Wildcats in double figures with 25 points.

Jeff Moore scored 18 points and Chris Morris added 13 and grabbed 9 rebounds for Auburn.

Auburn U. 62	MIN	FG	FGA	FT	FTA	R	A	PF	TP
Caylor, John	33	4	6	0	1	5	2	1	9
Morris, Chris	36	6	19	1	1	9	2	4	13
Geiger, Matt	23	2	6	0	2	2	0	2	4
Howard, T.	30	4	6	0	0	1	4	2	8
Dennison, D.	28	2	3	0	0	4	2	4	4
Lynn, Johnny	22	2	2	2	2	1	3	2	6
Moore, Jeff	28	7	13	4	6	7	0	2	18
TEAM	0	0	0	0	0	7	0	0	0
TOTALS	**200**	**27**	**55**	**7**	**12**	**36**	**13**	**17**	**62**
KENTUCKY 69	**MIN**	**FG**	**FGA**	**FT**	**FTA**	**R**	**A**	**PF**	**TP**
ELLIS, LeRON	20	1	2	0	0	3	0	3	2
BENNETT, W.	32	3	12	0	0	7	0	3	6
LOCK, ROB	25	3	7	6	9	5	0	4	12
CHAPMAN, REX	40	10	17	2	3	3	4	3	25
DAVENDER, ED	36	4	11	0	0	3	0	2	10
SUTTON, SEAN	4	0	0	0	2	1	1	0	0
MANUEL, ERIC	30	4	8	4	5	6	2	1	12
MADISON, RICHARD	8	1	1	0	2	1	0	0	2
JENKINS, CEDRIC	5	0	1	0	0	2	0	0	0
TEAM	0	0	0	0	0	2	0	0	0
TOTALS	**200**	**26**	**59**	**12**	**21**	**33**	**7**	**16**	**69**
Auburn U.	**31**	**31**	**—**	**62**					
KENTUCKY	**40**	**29**	**—**	**69**					

SHOOTING PERCENTAGES — Auburn 49.1, KENTUCKY 44.1; **TURNOVERS** — Auburn 18, KENTUCKY 11; **TECHNICAL FOULS** — Auburn 1, KENTUCKY 0; **ATTENDANCE** — 12,599; **THREE POINT GOALS** — Caylor, John (1) CHAPMAN, REX (3) DAVENDER, ED (2)

GAME 21

Kentucky 82
Alabama 68

February 13, 1988 — Rupp Arena

Ed Davender dished out 10 assists and ran Kentucky's offense to near-perfection in the first half as the Wildcats beat Alabama 82-68. The win was UK's second over the Crimson Tide for the season and raised the Cats' record to 18-3 overall and 10-3 in the SEC.

Kentucky jumped out to a 12-4 lead five minutes into the game. UK's zone press forced Alabama to turn the ball over six times in their first nine possessions and twelve times in the first half. UK stretched the lead to 30-14 with 7:32 remaining in the half. Winston Bennett scored 14 points in the first half and Eric Manuel added 12 as the Cats entered the lockerroom with a 42-28 lead.

An 8-0 run by UK to open the second half gave the Cats a 51-28 lead

1987-88 REVIEW

and control of the game. Coach Sutton called off his troops with 10:44 remaining and 62-41 lead and substituted freely the rest of the game. All 12 Wildcats saw at least five minutes of action in the game. The Tide cut into UK's lead in the final 10 minutes, but Kentucky's subs held on for the win.

Kentucky was led by Bennett's 25 points and nine rebounds. Rex Chapman scored 17 points.

Michael Ansley led four Alabama players in double figures with 18 points.

KENTUCKY 82	MIN	FG	FGA	FT	FTA	R	A	PF	TP
BENNETT, W.	36	9	14	7	8	9	2	1	25
ELLIS, LeRON	18	3	4	2	3	2	1	4	8
LOCK, ROB	24	1	3	2	6	5	2	3	4
CHAPMAN, REX	30	5	11	5	5	1	4	1	17
DAVENDER, ED	28	1	2	2	3	1	10	5	4
MANUEL, ERIC	22	5	11	2	2	6	2	1	12
MADISON, RICHARD	12	1	3	0	2	3	0	2	2
JENKINS, CEDRIC	5	1	2	0	0	0	0	1	2
SUTTON, SEAN	6	0	0	1	3	1	1	0	1
SCOTT, MIKE	6	0	0	0	0	1	1	1	0
MILLER, DERRICK	6	1	3	0	0	0	1	0	2
HANSON, REGGIE	7	1	2	3	4	2	0	2	5
TEAM	0	0	0	0	0	2	0	0	0
TOTALS	**200**	**28**	**55**	**24**	**36**	**33**	**24**	**21**	**82**

Alabama 68	MIN	FG	FGA	FT	FTA	R	A	PF	TP
Cheatum, Melvin	40	6	8	3	5	8	0	1	15
Ansley, Michael	28	4	12	10	11	11	1	4	18
Askins, Keith	22	1	6	0	0	3	0	5	2
Waites, Gary	18	0	1	0	0	2	1	2	0
Dudley, Craig	37	7	18	2	2	7	4	3	16
DeVaughn, W.	1	0	0	0	0	0	0	0	0
Lee, Alvin	25	5	10	2	2	0	2	2	13
Rich, Darby	11	0	0	0	0	2	0	3	0
Lancaster, B.	18	1	3	2	2	2	1	3	4
TEAM	0	0	0	0	0	3	0	0	0
TOTALS	**200**	**24**	**58**	**19**	**22**	**38**	**9**	**23**	**68**

KENTUCKY	**42**	**40**	**—**	**82**
Alabama	**28**	**40**	**—**	**68**

SHOOTING PERCENTAGES — KENTUCKY 50.9, Alabama 41.4; **TURNOVERS** — KENTUCKY 14, Alabama 19; **TECHNICAL FOULS** — KENTUCKY 0, Alabama 1; **ATTENDANCE** — 23,288; **THREE POINT GOALS** — CHAPMAN, REX (2) Lee, Alvin (1)

GAME 22

Tennessee 72
Kentucky 70

February 17, 1988 — Thompson-Boling Arena

Tennessee upset Kentucky 72-70 on a leaning 12-foot jumper by Greg Bell with two seconds left in the game. The loss, UK's 14th to Tennessee in its last 16 games in Knoxville, dropped UK to 18-4 and 10-4 in the SEC.

Tennessee took a 16-6 lead less than five minutes into the game. The Volunteers hit 10 of their first 12 shots and burned UK's ineffective man-to-man defense for several uncontested layups. The Vols opened their largest lead of the half at 39-26 with 4:14 remaining. UK narrowed the gap to 44-36 at the half as Ed Davender poured in 16 points before the intermission.

Both teams traded baskets to open the second half and Tennessee still held a 50-42 lead with 15:43 remaining. The Cats then outscored UT 9-0 and gained their first lead of the game at 51-50 on a six-footer by Rob Lock. The vols forged back ahead 64-59 with 6:10 left but then UK ran off eight unanswered points to take a 67-64 lead with 3:33 remaining. UT's Mark Griffin evened the score at 67-67 with his fifth three-pointer of the game. An intentional foul by Doug Roth enabled UK to regain a 70-69 lead with 1:16 left with a free throw by Davender and a basket by Lock. Tennessee's Dyron Nix tied the game 70-70 with 47 seconds left. Kentucky blew its chance to hit a game-winning shot when Eric Manuel dribbled the ball out of bounds with 10 seconds left. Clarence Swearengen drove to the basket in the final seconds and, after a collision with Rex Chapman, flipped the ball out to Bell for the game winner.

Nix led five Volunteers in double figuers with 20 points.

Davender paced the Wildcats with 27 points and Lock pulled down 14 boards.

Tennessee 72	MIN	FG	FGA	FT	FTA	R	A	PF	TP
Nix, Dyron	39	8	15	4	6	6	1	3	20
Griffin, Mark	38	5	8	0	0	6	1	2	15
Roth, Doug	38	6	13	0	0	9	1	2	12
Bell, Greg	32	5	15	3	3	6	4	1	15
Swearengen, C.	35	5	7	0	2	1	8	4	10
Hausley, Ron	1	0	0	0	0	0	0	1	0
Richardson, A.	2	0	0	0	0	0	0	0	0
Henry, Travis	12	0	2	0	0	2	0	0	0
Reese, Ronnie	1	0	1	0	0	0	0	0	0
Lockhart, Ian	2	0	0	0	0	0	0	0	0
TEAM	0	0	0	0	0	2	0	0	0
TOTALS	**200**	**29**	**61**	**7**	**11**	**32**	**15**	**13**	**72**

KENTUCKY 70	MIN	FG	FGA	FT	FTA	R	A	PF	TP
BENNETT, W.	35	1	4	1	1	5	1	3	3
ELLIS, LeRON	11	1	2	0	0	1	1	0	2
LOCK, ROB	37	7	15	1	2	14	1	4	15
DAVENDER, ED	40	10	17	7	8	2	2	4	27
CHAPMAN, REX	39	5	15	2	2	2	2	2	12
SUTTON, SEAN	1	0	0	0	0	0	0	0	0
MANUEL, ERIC	32	5	9	1	1	7	1	1	11
MADISON, RICHARD	5	0	0	0	0	0	0	0	0
TEAM	0	0	0	0	0	5	0	0	0
TOTALS	**200**	**29**	**62**	**12**	**14**	**36**	**8**	**14**	**70**

Tennessee	**44**	**28**	**—**	**72**
KENTUCKY	**36**	**34**	**—**	**70**

SHOOTING PERCENTAGES — Tennessee 47.5, KENTUCKY 46.8; **TURNOVERS** — Tennessee 10, KENTUCKY 14; **TECHNICAL FOULS** — Tennessee 1, KENTUCKY 0; **ATTENDANCE** — 24,378; **THREE POINT GOALS** — Griffin, Mark (5) Greg, Bell (2)

GAME 23

Florida 83
Kentucky 76

February 20, 1988 — O'Connell Center

Florida swept the regular-season series from Kentucky with an 83-76 victory over the cold-shooting Wildcats. UK connected on only 39.7% of its shots from the field. The loss dropped UK to 18-5 overall and 10-5 in the SEC.

The game was close for most of the first half and Florida led only 19-18 with 7:25 left in the period. The Cats went ahead 25-22 with 5:44 left before a 15-3 run by the Gators gave Florida a 37-28 lead with 28 seconds to go. Two Rex Chapman free throws cut the lead to 37-30 at the half. Kentucky committed 11 turnovers and shot a frigid 34.5% in the first half.

UK trimmed the lead to 37-34 one minute into the second half, and trailed only 53-49 with 12:41 left in the game. A steal by Vernon Maxwell which resulted in a layup and a free throw for the Gators was the beginning of an 11-2 Florida run and gave the Gators a 64-51 lead with 9:05 left. UK could not regain momentum and trailed 78-63 with 3:29 left. UK hit three three-pointers in the final 3:29, but it was too little to overcome the Gators.

Maxwell led four Gators in double figures with 32 points.

Chapman paced UK with 24 points and Rob Lock and Winston Bennett each pulled down 12 rebounds.

Florida 83	MIN	FG	FGA	FT	FTA	R	A	PF	TP
Chatman, L.	35	7	9	4	5	6	5	3	18
Capers, Chris	25	4	8	3	5	6	2	5	11
Schintzius, D.	29	6	14	1	1	4	1	4	13
Montgomery, R.	36	0	3	2	2	4	8	2	2
Maxwell, Vernon	38	11	18	7	9	6	6	0	32
Lawrence, Pat	3	0	0	0	0	0	0	0	0
Jenkins, Wyndel	4	0	2	0	0	0	0	0	0
McClary, Kenny	4	0	1	1	2	0	0	1	1
Lett, Clifford	2	0	0	0	2	0	0	0	0
Davis, Dwayne	24	3	6	0	1	8	0	4	6
TOTALS	**200**	**31**	**61**	**18**	**27**	**34**	**22**	**19**	**83**

KENTUCKY 76	MIN	FG	FGA	FT	FTA	R	A	PF	TP
BENNETT, W.	26	3	9	2	3	12	1	5	8
ELLIS, LeRON	17	3	8	1	2	5	1	4	7
LOCK, ROB	30	1	5	6	10	12	2	4	8
CHAPMAN, REX	40	9	22	2	3	1	4	4	24
DAVENDER, ED	38	7	16	2	2	0	1	1	17
SUTTON, SEAN	6	0	0	0	0	0	1	1	0
MANUEL, ERIC	26	4	6	0	0	2	3	1	9
MADISON, RICHARD	9	0	0	1	2	2	0	0	1
JENKINS, CEDRIC	8	0	2	2	2	5	0	1	2
TEAM	0	0	0	0	0	1	0	0	0
TOTALS	**200**	**27**	**68**	**16**	**24**	**40**	**13**	**21**	**76**

Florida	**37**	**46**	**—**	**83**
KENTUCKY	**30**	**46**	**—**	**76**

SHOOTING PERCENTAGES — Florida 50.8, KENTUCKY 39.7; **TURNOVERS** — Florida 11, KENTUCKY 13; **TECHNICAL FOULS** — Florida 0, KENTUCKY 0; **ATTENDANCE** — 11,921; **THREE POINT GOALS** — Maxwell, Vernon (3) CHAPMAN, REX (4) DAVENDER, ED (1) MANUEL, ERIC (1)

GAME 24

Kentucky 95
LSU 69

February 24, 1988 — Rupp Arena

Kentucky overcame its shooting woes of the last two games and connected on 64.2% of its shots from the field to defeat LSU 95-69. The win was costly for UK, however, as Rex Chapman injured his lower back after falling over a LSU player while going up for a layup. The victory improved UK's record to 19-5 and 11-5 in the conference.

1987-88 REVIEW

UK's press forced LSU to commit four turnovers in their first seven possesions and allowed the Cats to take control of the game early. UK led 15-6 with 15:22 left in the half and held a 27-16 advantage with 11:01 remaining. The Cats shot a blazing 69.0% from the field in the first half and held their largest lead at halftime, 55-32. The Wildcats scored in double digits in the first period.

LSU cut the lead to 62-44 with 16:00 remaining but could come no closer as UK took advantage of the Tigers' man-to man defense. Kentucky coasted to the win by hitting 58.3% in the second half.

All five Wildcat starters scored in double figures, led by Winston Bennett with 24 and Ed Davender with 21.

Darryl Joe led LSU with 22 points.

KENTUCKY 95	MIN	FG	FGA	FT	FTA	R	A	PF	TP
MANUEL, ERIC	31	7	10	0	0	7	3	1	14
BENNETT, W.	34	11	17	2	3	5	4	2	24
LOCK, ROB	25	2	4	6	6	5	1	2	10
CHAPMAN, REX	17	4	5	0	2	0	5	2	11
DAVENDER, ED	34	6	9	8	9	2	7	2	21
ELLIS, LeRON	15	1	2	3	5	1	0	0	5
JENKINS, CEDRIC	11	1	2	1	2	6	0	3	3
MADISON, RICHARD	16	2	2	0	0	1	1	0	4
SUTTON, SEAN	8	0	0	1	4	0	3	1	1
SCOTT, MIKE	4	0	1	0	0	4	0	0	0
HANSON, REGGIE	3	0	0	2	2	1	0	1	2
MILLER, DERRICK	2	0	1	0	0	1	0	0	0
TOTALS	**200**	**34**	**53**	**23**	**33**	**33**	**24**	**14**	**95**

Louisiana St. 69	MIN	FG	FGA	FT	FTA	R	A	PF	TP
Blanton, Ricky	33	3	9	0	0	6	4	3	6
Sims, Wayne	34	5	9	0	0	3	0	4	10
Vargas, Jose	31	4	9	2	3	8	0	4	10
Joe, Darryl	31	8	18	3	3	5	3	4	22
Woodside, E.	29	2	5	0	0	1	3	2	5
Mouton, Lyle	15	2	4	0	0	2	0	0	4
Griffith, P.	6	1	2	0	0	0	0	0	3
McKenzie, Kyle	11	1	5	2	2	0	1	2	5
Bukumirovich, N.	3	0	0	0	0	0	0	1	0
Irvin, Fess	7	1	3	2	2	0	0	3	4
TEAM	0	0	0	0	0	3	0	0	0
TOTALS	**200**	**27**	**64**	**9**	**10**	**28**	**11**	**23**	**69**

KENTUCKY	**55**	**40**	**—**	**95**
Louisiana St.	**32**	**37**	**—**	**69**

SHOOTING PERCENTAGES — KENTUCKY 64.2, Louisiana State 42.2; **TURNOVERS** — KENTUCKY 13, Louisiana State 16; **TECHNICAL FOULS** — KENTUCKY 0, Louisiana State 0; **ATTENDANCE** — 23,164; **THREE POINT GOALS** — CHAPMAN, REX (3) DAVENDER, ED (1) Joe, Darryl (3) Woodside, B. (1) Griffith, P. (1) McKenzie, Kyle (1)

GAME 25

Kentucky 62
Syracuse 58

February 28, 1988 — Rupp Arena

The Wildcats overcame cold shooting and the loss of Rex Chapman to defeat Syracuse 62-58 to raise UK's record to 20-5.

Syracuse took an early 7-3 lead before being outscored by the Cats 9-0 as UK took a 12-7 lead with 15:24 left in the half. The teams battled on even terms the rest of the period as neither team could open a lead larger than three points. Syracuse took a 32-30 lead into the lockerroom after Sherman Douglas stole the ball and ran the length of the court for a layup with one second left on the clock. The Cats forced 11 Syracuse turnovers in the first half.

The Orangemen outscored Kentucky 12-4 to open the second half and take a 44-36 lead with 14:43 remaining. Syracuse opened a 49-40 lead with 12:19 left but UK fought back and trailed only 51-49 with 6:15 remaining. A layup and free throw by Eric Manuel gave the Cats their first lead in the half at 57-56 with 2:25 left. UK led 59-58 with 55 seconds to go and Syracuse with the ball and a chance to go ahead. A missed shot by the Orangemen and a rebound by the Cats led to a fast break dunk for Eric Manuel and a 61-58 lead with seven seconds to go. A free throw by Rob Lock concluded the scoring as Kentucky defeated the tenth-ranked Orangemen.

Winston Bennett led four Wildcats in double figures with 15 points. Rony Seikaly paced Syracuse with 21 points and Derrick Coleman scored 13 and grabbed 15 boards.

KENTUCKY 62	MIN	FG	FGA	FT	FTA	R	A	PF	TP
ELLIS LeRON	14	2	6	0	2	4	1	5	4
BENNETT, W.	35	6	15	2	5	3	1	4	15
LOCK, ROB	32	5	7	2	4	4	1	4	12
DAVENDER, ED	40	6	17	2	2	2	5	1	14
MANUEL, ERIC	36	5	9	1	2	4	3	0	11
JENKINS, CEDRIC	26	2	4	0	0	5	1	4	4
MADISON, RICHARD	12	1	2	0	0	3	0	1	2
HANSON, REGGIE	2	0	0	0	0	0	0	0	0
SCOTT, MIKE	1	0	0	0	0	0	1	0	0
MILLER, DERRICK	2	0	2	0	0	1	0	0	0
TEAM	0	0	0	0	0	2	0	0	0
TOTALS	**200**	**27**	**62**	**7**	**15**	**28**	**13**	**19**	**62**

Syracuse 58	MIN	FG	FGA	FT	FTA	R	A	PF	TP
Thompson, S.	33	1	2	2	6	1	1	3	4
Coleman, D.	38	4	9	5	6	15	3	2	13
Seikaly, Rony	36	9	12	3	7	9	0	4	21
Douglas, S.	38	5	11	2	4	1	5	3	12
Roe, Matt	23	1	5	0	0	0	0	3	3
Duncan, Earl	19	1	2	0	0	0	1	2	3
Brower, Derek	13	0	1	2	2	3	0	2	2
TEAM	0	0	0	0	0	3	0	0	0
TOTALS	**200**	**21**	**42**	**14**	**25**	**32**	**10**	**19**	**58**

KENTUCKY	**30**	**32**	**—**	**62**
Syracuse	**32**	**26**	**—**	**58**

SHOOTING PERCENTAGES — KENTUCKY 43.5, Syracuse 50.0; **TURNOVERS** — KENTUCKY 8, Syracuse 17; **TECHNICAL FOULS** — KENTUCKY 0, Syracuse 0; **ATTENDANCE** — 24,025; **THREE POINT GOALS** — BENNETT, W. (1) Roe, Matt (1) Duncan, Earl (1)

GAME 26

Kentucky 80
Georgia 72

March 2, 1988 — Rupp Arena

Five Wildcat seniors played their final game at Rupp Arena and said farewell with a 80-72 victory over Georgia that clinched at least a share of the SEC title, UK's 37th regular-season league championship. The win improved UK's record to 21-5 overall and 12-5 in the conference.

Georgia took an 8-4 lead with 16:46 to go in the first half but UK answered with seven consecutive points to take an 11-8 lead with 15:05 left. The teams played evenly for most of the half and the score was tied 29-29 with 4:06 left in the half. UK outscored the Bulldogs 10-4 during the last four minutes and took a 39-33 lead into the lockerroom as Rex Chapman, playing his first game since his back injury, hit a three-pointer with nine seconds left.

Georgia fought back and tied the score 44-44 with 15:44 remaining. The score remained tied at 50-50 with 13:01 to go before the Cats ran off eight unanswered points to take a 58-50 lead with 10:03 remaining. Kentucky built a 70-61 lead with 4:17 left and a driving layup by Ed Davender gave UK a 74-64 advantage with 1:44 to go. Georgia cut the lead to 74-69 with a shot by Willie Anderson and a three-pointer by Rod Cole. UK held on to the lead with free throws by Rob Lock and Davender and a driving slam by Lock added an exclamation point to the victory.

Ed Davender led the Cats with 20 points and Rob Lock tied his career high of 19 points.

Toney Mack scored 21 to lead the Bulldogs.

KENTUCKY 80	MIN	FG	FGA	FT	FTA	R	A	PF	TP
BENNETT, W.	33	3	6	4	5	5	3	2	10
JENKINS, CEDRIC	14	2	2	0	0	1	0	1	4
LOCK, ROB	29	6	7	7	8	3	1	4	19
MADISON, RICHARD	18	2	2	2	3	3	0	0	6
DAVENDER, ED	39	7	11	6	6	1	8	2	20
CHAPMAN, REX	32	6	12	0	0	0	3	2	15
MANUEL, ERIC	25	2	8	2	4	4	4	1	6
ELLIS, LeRON	4	0	0	0	0	0	0	0	0
SUTTON, SEAN	1	0	0	0	0	0	1	0	0
TEAM	0	0	0	0	0	2	0	0	0
TOTALS	**200**	**28**	**48**	**21**	**26**	**19**	**20**	**12**	**80**

Georgia 72	MIN	FG	FGA	FT	FTA	R	A	PF	TP
Mack, Toney	34	9	12	0	0	7	1	2	21
Cole, Rod	36	4	4	0	0	2	4	4	9
Kessler, Alec	32	4	10	8	8	8	0	3	16
Hamilton, P.	19	4	9	0	0	1	2	5	9
Anderson, W.	33	6	15	0	1	5	8	4	12
Patton, Jody	25	2	4	0	0	0	1	3	5
Harron, Mike	8	0	2	0	0	1	0	0	0
Austin, Neville	9	0	0	0	0	2	0	2	0
Blakley, Milt	4	0	0	0	0	0	0	0	0
TEAM	0	0	0	0	0	3	0	0	0
TOTALS	**200**	**29**	**56**	**8**	**9**	**29**	**16**	**23**	**72**

KENTUCKY	**39**	**41**	**—**	**80**
Georgia	**33**	**39**	**—**	**72**

SHOOTING PERCENTAGES — KENTUCKY 58.3, Georgia 51.8; **TURNOVERS** — KENTUCKY 10, Georgia 19; **TECHNICAL FOULS** — KENTUCKY 0, Georgia 0; **ATTENDANCE** — 23,269; **THREE POINT GOALS** — CHAPMAN, REX (3) Mack, Toney (3) Cole, Rod (1) Hamilton, P. (1) Patton, Jody (1)

GAME 27

Kentucky 78
Ole Miss 71

March 5, 1988 — Tad Smith Coliseum

1987-88 REVIEW

Kentucky, led by a career-high 29 points by Rex Chapman, claimed sole possesion of its 37th SEC regular-season championship by holding off Mississippi 78-71. The Wildcats ended the regular season with a 22-5 record overall and 13-5 SEC record.

Kentucky opened hot from the field and held a 15-8 lead with 15:05 to go in the half. After technical fouls on Rod Barnes and Coach Ed Murphy, the Cats scored six straight points to gain a 24-12 lead, their largest lead of the game, with 10:53 left in the half. Ole Miss outscored UK 11-4 during the next five minutes, including seven points by Barnes, to cut UK's lead to 28-23 with 5:49 remaining in the half. UK built the lead back to 10 at 33-23 with 4:13 left but Ole Miss cut into the lead after a technical foul on Coach Sutton, his first of the year, as Barnes hit both foul shots and sank a three-pointer. UK led 38-34 at the half. Barnes scored 16 points in the half for Ole Miss and Rex Chapman paced UK with 15 in the first period.

Ole Miss trimmed UK's advantage to 52-50 with 12:40 to go in the game, but Chapman answered with eight straight points for the Cats, including two three-pointers, and UK led 62-54 after a Rob Lock layup with 10:01 remaining. Ole Miss fought back again and trailed only 63-60 with 8:26 to go but UK answered with a 9-2 run to lead 72-62 with 5:21 to go. Kentucky coasted to the victory as Eric Manuel added two dunks in the final minute.

UK was led by Chapman's 29 points. Winston Bennett scored 14 and Rob Lock added 13 for the Cats.

Barnes led Ole Miss with 31 points and Charles Prater scored 18.

Ole Miss 71	**MIN**	**FG**	**FGA**	**FT**	**FTA**	**R**	**A**	**PF**	**TP**
Prater, C.	40	7	18	1	1	6	3	3	18
Paul, M.	13	0	0	0	0	1	0	4	0
Murphy, s.	30	4	7	0	0	7	0	1	8
Barnes, R.	40	13	25	3	3	7	3	0	31
Jumper, T.	29	5	15	1	1	1	0	2	11
Miller, R.	15	1	4	0	0	1	3	3	3
Turner, G.	16	0	0	0	0	2	0	3	0
Ward, E.	9	0	1	0	0	1	1	0	0
Wilson, M.	8	0	0	0	0	0	0	0	0
TEAM	0	0	0	0	0	3	0	0	0
TOTALS	**200**	**30**	**70**	**5**	**5**	**29**	**10**	**16**	**71**
KENTUCKY 78	**MIN**	**FG**	**FGA**	**FT**	**FTA**	**R**	**A**	**PF**	**TP**
MANUEL, ERIC	27	3	4	2	2	2	1	1	8
BENNETT, W.	37	5	7	4	5	6	2	3	14
LOCK, ROB	27	6	10	1	1	6	1	3	13
CHAPMAN, REX	37	12	17	2	2	5	3	1	29
DAVENDER, ED	29	1	5	5	5	2	4	3	7
ELLIS, LeRON	24	3	5	1	2	5	1	1	7
SUTTON, SEAN	3	0	0	0	0	0	0	0	0
MADISON, RICHARD	3	0	0	0	0	0	0	0	0
JENKINS, CEDRIC	13	0	0	0	1	2	1	0	0
TEAM	0	0	0	0	0	2	0	0	0
TOTALS	**200**	**30**	**48**	**15**	**18**	**30**	**13**	**12**	**78**
Ole Miss	**34**	**37**	**—**	**71**					
KENTUCKY	**38**	**40**	**—**	**78**					

SHOOTING PERCENTAGES — Ole Miss 42.9, KENTUCKY 62.5; **TURNOVERS —** Ole Miss 4, KENTUCKY 10; **TECHNICAL FOULS —** Ole Miss 2, KENTUCKY 1; **ATTENDANCE —** 8,386; **THREE POINT GOALS —** Prater, C. (3) Barnes, R. (2) Miller, R. (1) CHAPMAN, REX (3)

GAME 28

Kentucky 82
Ole Miss 64

March 11, 1988 — Assembly Center

The top-seeded Wildcats erased any concerns of complaceny early when they jumped out to a 10-2 lead, and then coasted to an 82-64 victory over Ole Miss in the quarter-finals of the Southeastern Conference Tournament. Kentucky had defeated the Rebels 78-71 in Oxford six days before, but showed no signs of a letdown while improving its record to 23-5 overall and 14-5 in the SEC.

After a television timeout cooled the Cats' initial charge, Ole Miss was able to pull to within two when Sean Murphy's free throws made the score 12-10 with 13:11 left in the half. But Kentucky reconfirmed that it was ready to play by scoring the next seven points for a 19-10 lead, and the Rebels never got closer than six after that. The halftime score was 42-29, with Bennett's 15 points leading the way.

Ole Miss' Rod Barnes scored the first four points in the second period to cut UK's lead to nine at 42-33, but Kentucky scored the next 12 to virtually put the game out of reach at 54-33 with 12:20 left.

The Cats, after shooting 58.3 percent and 62.5 in their two most recent outings, continued their red-hot pace by hitting 55 percent against the Rebs. Rex Chapman and Bennett shared scoring honors for Kentucky with 19 points each, and Bennett's seven rebounds led the squad to a 40-31 rebounding edge.

Freshman guard Tim Jumper led Ole Miss with 19 points and Barnes added 18.

KENTUCKY 82	**MIN**	**FG**	**FGA**	**FT**	**FTA**	**R**	**A**	**PF**	**TP**
MANUEL, ERIC	16	0	1	0	0	0	0	0	0
BENNETT, W.	28	7	14	5	6	7	1	0	19
LOCK, ROB	27	5	6	3	6	5	1	3	13
CHAPMAN, REX	29	7	12	3	4	2	5	2	19
DAVENDER, ED	28	3	5	0	0	3	7	2	6
ELLIS, LeRON	20	5	10	1	2	6	0	1	11
JENKINS, CEDRIC	17	2	2	0	0	5	0	2	4
MADISON, RICHARD	9	0	1	0	1	1	2	0	0
SUTTON, SEAN	10	1	2	0	4	1	2	1	2
HANSON, REGGIE	8	2	3	2	2	3	0	0	6
SCOTT, MIKE	5	1	2	0	0	4	0	1	2
MILLER, DERRICK	3	0	2	0	0	0	0	0	0
TEAM	0	0	0	0	0	3	0	0	0
TOTALS	**200**	**33**	**60**	**14**	**25**	**40**	**18**	**12**	**82**
Ole Miss 64	**MIN**	**FG**	**FGA**	**FT**	**FTA**	**R**	**A**	**PF**	**TP**
Prater, Charles	36	3	11	2	2	6	2	4	10
Paul, Mike	12	1	3	0	0	1	0	5	2
Murphy, Sean	30	3	4	2	2	6	2	2	8
Barnes, Rod	39	7	19	3	4	3	2	2	18
Jumper, Tim	33	8	15	2	2	2	1	1	19
Ward, Edgar	18	1	3	0	1	6	0	3	2
Miller, Ronnie	11	0	3	0	0	2	3	1	0
Wilson, Marc	9	0	1	0	0	1	0	1	0
Turner, Greg	11	0	1	0	0	1	0	2	0
Jones, Greg	1	1	2	0	0	1	0	1	2
Allen, Bo	0	1	1	0	0	0	0	0	3
TEAM	0	0	0	0	0	2	0	0	0
TOTALS	**200**	**25**	**63**	**9**	**11**	**31**	**10**	**22**	**64**
KENTUCKY	**42**	**40**	**—**	**82**					
Ole Miss	**29**	**35**	**—**	**64**					

SHOOTING PERCENTAGES — KENTUCKY 55.0, Ole Miss 39.7; **TURNOVERS —** KENTUCKY 17, Ole Miss 19; **TECHNICAL FOULS —** KENTUCKY 0, Ole Miss 0; **ATTENDANCE —** 14,052; **THREE POINT GOALS —** CHAPMAN, REX (2) Prater, Charles (2) Barnes, Rod (1) Jumper, Tim (1) Allen, Bo (1)

GAME 29

Kentucky 86
LSU 80

March 12, 1988 — Assembly Center

In what will be regarded as one of the classic confrontations in SEC Tournament history, Kentucky freshman Eric Manuel emerged as the star in UK's 86-80 semifinal win over an emotional and determined LSU squad. Coming off an inspired 87-80 upset win over Vanderbilt in the first round of the tournament, LSU had momentum and a raucous homecourt crowd on its side. Although UK had easily won both previous meetings between the two squads, the Tigers planned to make the third game a charm.

The teams exchanged baskets early in the game, playing with intensity and a sense of purpose that would set the tone for the entire contest. The momentum swung back and forth, with LSU scoring 10 straight points late in the half to take a 40-35 halftime lead.

Eric Manuel, Kentucky's explosive 6-6 swing player, then took command. As the second half got under way, Manuel hit a medium-range jumper from the left side. Then he hit another from the right side. Then he picked off an LSU pass and took it all the way for a furious dunk. And he still wasn't through. After Ricky Blanton scored for LSU, a Kentucky fast break ended with another intimidating Manuel dunk. That made the score 44-43, LSU, with 18 minutes left, and it was clear that neither team was going to die.

The game would be tied 10 times in the final 17 minutes, including a 77-77 score at 2:39. Manuel then hit a clutch three-pointer with less than 10 seconds on the shot clock and 1:59 left in the game. Bernard Woodside answered with a three-point goal for LSU, but after Rob Lock made it 82-80, Kentucky, Woodside lost the ball out of bounds. Manuel hit both ends of the bonus with 32 seconds left, and a missed LSU shot was followed by two Ed Davender free throws at 11 seconds that ended the scoring.

KENTUCKY 86	**MIN**	**FG**	**FGA**	**FT**	**FTA**	**R**	**A**	**PF**	**TP**
MANUEL, ERIC	36	10	15	3	3	7	5	3	24
BENNETT, W.	38	10	17	3	3	7	0	4	23
LOCK, ROB	24	2	5	0	1	6	5	4	4
CHAPMAN, REX	40	7	14	1	2	2	2	0	20
DAVENDER, ED	40	5	14	2	2	0	6	1	13
JENKINS, CEDRIC	15	0	1	0	0	0	0	1	0
ELLIS, LeRON	7	1	2	0	0	2	0	1	2
TEAM	0	0	0	0	0	6	0	0	0
TOTALS	**200**	**35**	**68**	**9**	**11**	**30**	**18**	**14**	**86**
Louisiana St. 80	**MIN**	**FG**	**FGA**	**FT**	**FTA**	**R**	**A**	**PF**	**TP**
Woodside, B.	39	4	9	0	0	6	9	3	9
Blanton, Ricky	40	6	14	2	2	5	3	0	14
Vargas, Jose	36	8	12	0	1	5	2	3	16
Joe, Darryl	38	9	16	1	2	2	2	4	23
Bukumirovich, N.	4	0	0	0	0	0	1	0	0
Sims, Wayne	30	6	7	2	2	6	0	4	14
Mouton, Lyle	11	0	3	2	2	2	0	2	2
Irvin, Fess	2	0	0	2	2	2	0	0	2
TEAM	0	0	0	0	0	4	0	0	0
TOTALS	**200**	**33**	**61**	**9**	**11**	**32**	**17**	**16**	**80**

1987-88 REVIEW

KENTUCKY	**35**	**51**	**—**	**86**
Louisiana St.	**40**	**40**	**—**	**80**

SHOOTING PERCENTAGES — KENTUCKY 51.5, Louisiana State 54.1; **TURNOVERS** — KENTUCKY 10, Louisiana State 12; **TECHNICAL FOULS** — Kentucky 0, Louisiana State 0; **ATTENDANCE** — 14,219; **THREE POINT GOALS** — MANUEL, ERIC (1) CHAPMAN, REX (5) DAVENDER, ED (1) Woodside, B. (1) Joe, Darryl (4)

GAME 30

Kentucky 62
Georgia 57

March 2, 1988 — Assembly Center

Georgia led most of the game but scored only two points in the final 4:19 as Kentucky pulled away to a 62-57 victory for the championship of the Southeastern Conference Tournament. The win marked the third time since the tournament's renewal in 1979 that the league's regular-season champion also captured the tournament title. Alabama accomplished that feat in 1982 and Kentucky did it in 1986.

There were eight ties in the first 14 minutes of the championship game, but Georgia out-scored UK 12-4 in the final five minutes of the first period to charge to a 32-27 halftime lead.

The second half was a see-saw affair, with the lead changing hands seven times. Kentucky's first lead came on a three-point goal by Rex Chapman that put UK up 38-36 four minutes into the second half. But it wasn't until Winston Bennett hit a six-foot bank shot with 1:04 left that Kentucky took the lead for good at 58-57. Chapman hit two free throws at 16 seconds to make it 60-57, and Anderson then forfeited Georgia's final change when he was called for walking with 13 seconds left.

Chapman finalized matters with two more free throws with four seconds left.

Chapman led all scorers with 23 points and was named Most Valuable Player of the tournament. Bennett, who had 14 points and five rebounds, was also named all-tournament.

Anderson led Georgia with 18 points.

KENTUCKY 62	**MIN**	**FG**	**FGA**	**FT**	**FTA**	**R**	**A**	**PF**	**TP**
MANUEL, ERIC	35	3	9	0	0	3	3	1	6
BENNETT, W.	36	6	14	2	2	5	0	2	14
LOCK, ROB	24	3	4	0	0	7	1	2	6
CHAPMAN, REX	40	7	13	7	7	5	2	2	23
DAVENDER, ED	37	5	14	3	3	6	5	4	13
JENKINS, CEDRIC	15	0	1	0	0	6	0	4	0
ELLIS, LeRON	3	0	0	0	0	0	0	1	0
MADISON, RICHARD	7	0	0	0	0	1	0	0	0
SUTTON, SEAN	3	0	0	0	0	0	0	0	0
TEAM	0	0	0	0	0	1	0	0	0
TOTALS	**200**	**24**	**55**	**12**	**12**	**34**	**11**	**16**	**62**

Georgia 57	**MIN**	**FG**	**FGA**	**FT**	**FTA**	**R**	**A**	**PF**	**TP**
Mack, Toney	33	5	15	0	0	4	2	1	11
Cole, Rod	36	0	1	0	0	3	1	2	0
Kessler, Alec	25	3	7	4	5	5	0	2	10
Hamilton, P.	26	5	9	2	2	2	1	4	12
Anderson, W.	38	6	12	6	8	5	3	2	18
Austin, Neville	18	0	0	0	0	1	2	3	0
Patton, Jody	20	1	4	1	4	1	1	1	3
Blakley, Milt	4	1	2	0	0	0	0	0	3
TEAM	0	0	0	0	0	2	0	0	0
TOTALS	**200**	**21**	**50**	**13**	**19**	**23**	**10**	**15**	**57**

KENTUCKY	**27**	**35**	**—**	**62**
Georgia	**32**	**25**	**—**	**57**

SHOOTING PERCENTAGES — KENTUCKY 43.6, Georgia 42.0; **TURNOVERS** — KENTUCKY 12, Georgia 7; **TECHNICAL FOULS** — KENTUCKY 0, Georgia 0; **ATTENDANCE** — 14,057; **THREE POINT GOALS** — CHAPMAN, REX (2) Mack, Toney (1) Blakley, Milt (1)

GAME 31

Kentucky 99
Southern 84

March 18, 1988 — Riverfront Coliseum

Kentucky defeated Southern in a run-and-gun game 99-84 to advance to the second round. Kentucky committed a season-high 25 turnovers in the up-tempo game, but shot 66.7% and grabbed 41 rebounds in the victory which ran UK's record to 26-5.

The Wildcats built a 14-6 lead with 14:53 to go in the first half and lea the entire game. Southern could come no closer than five points the rest of the half and Kentucky led 48-40 at halftime. Ed Davender and Rex Chapman led the hot-shooting Cats with 16 and 13 points, respectively, in the first half.

UK held a 60-50 lead with 15:46 to go, but Southern trimmed the margin to 64-60 on a driving scoop by Rod Washington with 11:37 remaining. The Cats then reeled off an 11-0 run to take a 75-60 lead, and control of the game, with 9:17 to go. Kentucky coasted to the victory from that point and Eric Manuel concluded the game with a dunk in the final second.

Davender scored a career-high 30 points to lead all five starters in double figures. Chapman scored 23 and Erick Manuel grabbed 10 rebounds.

Kevin Florent paced Southern with 25 points and Darryl Battles scored 20 and pulled down 10 boards.

KENTUCKY 99	**MIN**	**FG**	**FGA**	**FT**	**FTA**	**R**	**A**	**PF**	**TP**
MANUEL, ERIC	34	5	10	3	4	10	5	0	13
BENNETT, WINSTON	28	5	5	2	3	7	3	4	12
LOCK, ROB	29	2	8	8	11	6	2	3	12
CHAPMAN, REX	38	10	13	1	1	6	5	2	23
DAVENDER, ED	36	12	16	4	4	4	1	1	30
ELLIS, LeRON	12	2	2	0	0	3	0	3	4
MADISON, RICHARD	11	1	2	0	0	3	1	0	2
JENKINS, CEDRIC	8	1	1	1	1	1	0	0	3
SCOTT, MIKE	1	0	0	0	0	0	0	0	0
SUTTON, SEAN	2	0	0	0	0	0	0	0	0
HANSON, REGGIE	1	0	0	0	0	0	0	0	0
TEAM	0	0	0	0	0	1	0	0	0
TOTALS	**200**	**38**	**57**	**19**	**24**	**41**	**17**	**13**	**99**

Southern 84	**MIN**	**FG**	**FGA**	**FT**	**FTA**	**R**	**A**	**PF**	**TP**
Florent, Kevin	26	10	16	2	4	4	0	4	25
Battles, Daryl	39	9	14	2	3	10	0	4	20
Washington, rod	39	4	9	6	6	5	1	3	14
Johnson, Avery	40	1	6	0	0	3	9	3	2
Johnson, Dervynn	17	2	12	0	0	1	0	3	5
Garner, Patrick	27	3	17	0	0	1	0	1	8
Sample, Carlos	10	3	7	2	4	2	0	0	8
Phills, Bobby Ray	1	1	1	0	0	0	0	0	2
Jones, Ryan	1	0	0	0	0	1	1	1	0
TEAM	0	0	0	0	0	4	0	0	0
TOTALS	**200**	**33**	**82**	**12**	**17**	**31**	**11**	**19**	**84**

KENTUCKY	**48**	**51**	**—**	**99**
Southern	**40**	**44**	**—**	**84**

SHOOTING PERCENTAGES — KENTUCKY 66.7, Southern 40.2; **TURNOVERS** — KENTUCKY 25, Southern 12; **TECHNICAL FOULS** — KENTUCKY 0, Southern 0; **ATTENDANCE** — 16,562; **THREE POINT GOALS** — CHAPMAN, REX (2) DAVENDER, ED (2) Florent, Kevin (3) Johnson, Dervynn (1) Garner, Patrick (2)

GAME 32

Kentucky 90
Maryland 81

March 20, 1988 — Riverfront Coliseum

Kentucky outlasted Maryland 90-81 to earn the right to advance to Birmingham for the Southeast Regional. Rex Chapman scored 20 points in the second half after scoring only three in the first period. The victory improved UK's record to 27-5.

The Cats never trailed in the first half and the only tie was at 2-2. UK opened a 14-9 lead with 14:30 left in the half and expanded the lead to 22-13 with 11:19 left. Maryland surged back and cut the lead to 27-25 with 7:41 to go on a Brian Williams dunk. A three-pointer by Teyon McCoy with seven seconds left trimmed UK's lead to 42-41 at the half.

A Brian Williams dunk opened the second half scoring and gave Maryland its first lead of the game at 43-42. UK regained the lead with a 16-6 run, including eight points by Rob Lock, to gain a 58-49 lead with 14:27 to go. Maryland surged again and trailed only 62-58 with 10:17 left and 68-66 with 6:59 remaining. The Cats opened a 74-68 lead with 5:25 to go, but consecutive three-pointers by McCoy and Keith Gatlin evened the score at 76-76 with 3:06 left. UK's defense tightened up during the final three minutes as the Cats outscored Maryland 12-2 and held an 88-78 lead with 27 seconds left. Ed Davender hit six straight free throws to conclude the scoring as the Cats posted the victory.

All five UK starters scored in double figures. Chapman and Davender poured in 23 points apiece and Winston Bennett added 17 points and pulled down 12 boards.

Williams and Gatlin led the Terrapins with 20 and 18 points, respectively.

KENTUCKY 90	**MIN**	**FG**	**FGA**	**FT**	**FTA**	**R**	**A**	**PF**	**TP**
MANUEL, ERIC	40	4	7	4	4	4	5	1	13
BENNETT, WINSTON	35	7	9	3	4	12	0	3	17
LOCK, ROB	24	5	7	0	0	4	0	3	10
CHAPMAN, REX	40	9	18	2	7	1	1	0	23
DAVENDER, ED	40	5	9	13	14	8	5	2	23
ELLIS, LeRON	15	2	6	0	0	4	0	3	4
MADISON, RICHARD	5	0	0	0	0	0	0	1	0
JENKINS, CEDRIC	1	0	0	0	0	0	0	0	0
TEAM	0	0	0	0	0	1	0	0	0
TOTALS	**200**	**32**	**56**	**22**	**29**	**34**	**11**	**13**	**90**

Maryland 81	**MIN**	**FG**	**FGA**	**FT**	**FTA**	**R**	**A**	**PF**	**TP**
Massenburg, Tony	18	2	4	0	0	6	0	2	4
Lewis, Derrick	34	4	10	2	2	6	3	4	10
Williams, Brian	34	8	11	4	6	4	0	2	20

1987-88 REVIEW

Gatlin, Keith	40	6	12	2	2	1	7	4	18
Archer, Rudy	31	5	13	2	2	0	2	4	14
Dickerson, Dave	10	1	1	0	0	0	1	2	2
Walker, Rodney	2	0	0	0	0	1	0	0	0
Hood, Steve	9	0	4	2	2	0	0	2	2
McCoy, Teyon	22	3	5	2	2	2	2	3	11
TEAM	0	0	0	0	0	3	0	0	0
TOTALS	**200**	**29**	**60**	**14**	**16**	**23**	**15**	**23**	**81**

KENTUCKY	**42**	**48**	**—**	**90**
Maryland	**41**	**40**	**—**	**81**

SHOOTING PERCENTAGES — KENTUCKY 57.1, Maryland 48.3; **TURNOVERS** — KENTUCKY 10, Maryland 9; **TECHNICAL FOULS** — KENTUCKY 0, Maryland 0; **ATTENDANCE** — 16,562; **THREE POINT GOALS** — MANUEL, ERIC (1) CHAPMAN, REX (3) Gatlin, Keith (4) Archer, Rudy (2) McCoy, Teyon (3)

GAME 33

Villanova 80
Kentucky 74

March 24, 1988 — Jefferson Civic Center

In the battle of the Wildcats, Villanova's version prevailed. The 80-74 Villanova victory ended Kentucky's season at 27-6 despite 30 points by Rex Chapman in his last game as a Wildcat.

Villanova came out smoking making eight of its first 11 shots. UK kept it close, however. The score was tied at 29 with five minutes left in the first half when Villanova exploded. The Wildcats went up 36-29 before UK managed to cut the lead to 36-32 with 2:16 left.

But Eddie Sutton's Cats did not score again in the half, and Villanova went into the lockerroom with a 34-32 lead.

Rollie Massimino's Wildcats began the second half as they had the first, pushing their lead to 51-39 with 17:03 left. Eric Manuel hit a pair of three-pointers to close the gap to 61-56 with 10 minutes left.

A close battle found UK down by only four, 74-70, at the 2:04 mark, but the Cats got no closer. Villanova posted the final 80-74 victory and advanced in the tournament behind Doug West's 20 points and Mark Plansky's 16 points and eight rebounds.

KENTUCKY 74	**MIN**	**FG**	**FGA**	**FT**	**FTA**	**R**	**A**	**PF**	**TP**
BENNETT, W.	22	6	9	4	4	7	0	4	16
MANUEL, ERIC	38	3	10	0	0	8	6	0	9
LOCK, ROB	22	5	6	1	4	3	0	4	11
CHAPMAN, REX	39	11	19	3	3	1	5	3	30
DAVENDER, ED	40	2	12	2	2	2	3	3	6
ELLIS, LeRON	28	0	2	2	4	7	1	2	2
MADISON, RICHARD	11	0	1	0	0	1	0	1	0
TEAM	0	0	0	0	0	2	0	0	0
TOTALS	**200**	**27**	**59**	**12**	**17**	**31**	**15**	**17**	**74**

Villanova 80	**MIN**	**FG**	**FGA**	**FT**	**FTA**	**R**	**A**	**PF**	**TP**
Taylor, R.	29	3	5	5	5	8	1	3	11
Plansky, M.	40	5	12	4	4	8	3	2	16
Greis, T.	22	5	5	0	0	3	3	5	10
Wilson, K.	40	4	10	6	6	2	6	0	15
West, D.	38	9	16	0	0	3	1	2	20
Massey, G.	30	3	3	2	2	2	0	2	8
Enright, P.	1	0	0	0	0	0	0	0	0
TEAM	0	0	0	0	0	1	0	0	0
TOTALS	**200**	**29**	**51**	**17**	**17**	**27**	**14**	**14**	**80**

KENTUCKY	**32**	**42**	**—**	**74**
Villanova	**43**	**37**	**—**	**80**

SHOOTING PERCENTAGES — KENTUCKY 45.8, Villanova 56.9; **TURNOVERS** — KENTUCKY 11, Villanova 9; **TECHNICAL FOULS** — KENTUCKY 0, Villanova 0; **ATTENDANCE** — 16,816; **THREE POINT GOALS** — MANUEL, ERIC (3) CHAPMAN, REX (5) Plansky, M. (2) Wilson, K. (1) West, D. (2)



Winston Bennett slams it home against Maryland in the NCAA tournament.

1987-88 REVIEW

FINAL 1987-88 SEC BASKETBALL TEAM STATISTICS

	Conference Games					Overall				
Team	Won	Lost	Pct.	Off.Avg.	Def.Avg.	Won	Lost	Pct.	Off.Avg.	Def.Avg.
Kentucky	**13**	**5**	**.772**	**77.3**	**65.7**	**27**	**6**	**.818**	**77.0**	**68.9**
Auburn	11	7	.611	71.4	69.6	19	11	.633	77.4	72.0
Florida	11	7	.611	68.7	65.4	23	12	.657	73.1	68.1
Louisiana State	10	8	.555	67.0	65.3	16	14	.533	70.4	69.1
Vanderbilt	10	8	.555	75.7	71.8	20	11	.645	78.7	72.8
Tennessee	9	9	.500	69.7	68.3	16	13	.552	73.3	71.7
Georgia	8	10	.444	70.5	70.1	20	16	.555	73.4	69.5
Ole Miss	6	12	.333	67.8	73.3	13	16	.448	68.1	70.2
Alabama	6	12	.333	64.7	67.1	14	17	.452	66.4	68.5
Mississippi State	6	12	.333	57.7	66.0	14	15	.483	62.3	65.0

SCORING

School	Gms	Pts	Avg.
Vanderbilt	31	2441	78.7
Auburn	30	2322	77.4
Kentucky	**33**	**2542**	**77.0**
Georgia	36	2644	73.4
Tennessee	29	2125	73.3
Florida	35	2558	73.1
LSU	30	2113	70.4
Ole Miss	29	1974	68.1
Alabama	31	2057	66.4
Miss. State	29	1808	62.3

REBOUNDS

School	Gms	RBs	Avg.
Auburn	30	1203	40.1
Tennessee	29	1061	36.6
Florida	35	1274	36.4
LSU	30	1080	36.0
Vanderbilt	31	1110	35.8
Kentucky	**33**	**1134**	**34.4**
Alabama	31	1057	34.1
Miss. State	29	983	33.9
Ole Miss	29	948	32.7
Georgia	36	1106	30.7

FIELD GOALS

School	FGM	FGA	Pct.
Vanderbilt	907	1826	49.7
Georgia	994	2038	48.8
Kentucky	**928**	**1904**	**48.7**
Auburn	884	1862	47.5
Florida	959	2059	46.6
LSU	798	1732	46.1
Alabama	763	1664	45.9
Tennessee	792	1734	45.7
Ole Miss	744	1681	44.3
Miss. State	694	1586	43.8

SCORING DEFENSE

School	Gms	Pts	Avg.
Miss. State	29	1885	65.0
Florida	35	2382	68.1
Alabama	31	2125	68.5
Kentucky	**33**	**2275**	**68.9**
LSU	30	2072	69.1
Georgia	36	2503	69.5
Ole Miss	29	2036	70.2
Tennessee	29	2079	71.7
Auburn	30	2160	72.0
Vanderbilt	31	2257	72.8

OPPONENTS' REBOUNDS

School	Gms	RBs	Avg.
Alabama	31	946	30.5
Georgia	36	1137	31.6
Kentucky	**33**	**1047**	**31.7**
Auburn	30	977	32.6
Vanderbilt	31	1063	34.3
LSU	30	1039	34.6
Miss. State	29	1009	34.8
Ole Miss	29	1032	35.6
Tennessee	29	1059	36.5
Florida	35	1315	37.6

OPPONENTS' FIELD GOALS

School	FGM	FGA	Pct.
Florida	915	2121	43.1
Miss. State	694	1585	43.8
LSU	769	1713	44.9
Auburn	843	1877	44.9
Tennessee	754	1675	45.0
Kentucky	**885**	**1956**	**45.2**
Vanderbilt	854	1879	45.4
Alabama	789	1666	47.4
Georgia	959	1988	48.2
Ole Miss	742	1527	48.6

THREE-POINT FIELD GOALS

School	TPGM	TPGA	Pct.
Vanderbilt	200	464	43.1
Alabama	103	257	40.1
Florida	131	331	39.6
Georgia	118	311	37.9
Miss. State	100	274	36.5
Kentucky	**91**	**254**	**35.8**
Auburn	148	416	35.6
LSU	87	260	33.5
Tennessee	92	279	33.0
Ole Miss	111	338	32.8

OPPONENTS' THREE-POINT FIELD GOALS

School	TPGM	TPGA	Pct.
Miss. State	89	283	31.4
Tennessee	75	238	31.5
LSU	118	355	33.2
Florida	156	440	35.5
Kentucky	**140**	**391**	**35.8**
Vanderbilt	119	319	37.3
Alabama	138	368	37.5
Georgia	121	320	37.8
Auburn	166	435	38.2
Ole Miss	90	223	40.4

FREE THROWS

School	FTM	FTA	Pct.
Auburn	406	527	77.0
Kentucky	**595**	**786**	**75.7**
Georgia	538	727	74.0
Vanderbilt	427	588	72.6
Alabama	428	593	72.2
LSU	430	612	70.3
Tennessee	449	669	67.1
Miss. State	320	482	66.4
Ole Miss	375	567	66.1
Florida	509	790	64.4

OPPONENTS' FREE THROWS

School	FTM	FTA	Pct.
Auburn	308	481	64.0
Florida	396	593	66.8
Ole Miss	462	676	68.3
LSU	416	602	69.1
Alabama	409	589	69.4
Vanderbilt	430	613	70.1
Miss. State	408	578	70.6
Tennessee	496	691	71.8
Kentucky	**365**	**508**	**71.9**
Georgia	464	625	74.2

STEALS

School	Gms	No.	Avg.
Georgia	36	338	9.4
Tennessee	29	246	8.5
Florida	35	280	8.0
Ole Miss	29	217	7.5
Kentucky	**33**	**244**	**7.4**
LSU	30	219	7.3
Auburn	30	208	6.9
Miss. State	29	195	6.7
Alabama	31	203	6.5
Vanderbilt	31	166	5.4

BLOCKS

School	Gms	No.	Avg.
Florida	35	162	4.6
Tennessee	29	98	3.4
Georgia	36	114	3.2
Vanderbilt	31	100	3.2
Kentucky	**33**	**103**	**3.1**
Miss. State	29	86	3.0
Auburn	30	83	2.8
Alabama	31	74	2.4
Ole Miss	29	71	2.4
LSU	30	53	1.8

REBOUND MARGIN

School	Avg.
Auburn	7.5
Alabama	3.6
Kentucky	**2.6**
Vanderbilt	1.5
LSU	1.4
Tennessee	0.1
Miss. State	−0.9
Georgia	−0.9
Florida	−1.2
Ole Miss	−2.9

SCORING MARGINS

School	Avg.
Kentucky	**8.1**
Vanderbilt	5.9
Auburn	5.4
Florida	5.0
Georgia	3.9
Tennessee	1.6
LSU	1.4
Ole Miss	−2.1
Alabama	−2.2
Miss. State	−2.7

FG% DIFFERENTIAL

School	Avg.
Vanderbilt	4.2
Kentucky	**3.5**
Florida	3.4
Auburn	2.6
LSU	1.2
Tennessee	0.7
Georgia	0.5
Miss. State	0.0
Alabama	−1.5
Ole Miss	−4.3

TURNOVER DIFFERENTIAL

School	Caused	TOs	Diff
Kentucky	**528**	**412**	**3.5**
Ole Miss	496	399	3.3
Georgia	600	515	2.4
Florida	497	427	2.0
Tennessee	510	468	1.4
LSU	437	440	−0.1
Miss. State	460	495	−1.2
Vanderbilt	388	425	−1.2
Alabama	452	501	−1.6
Auburn	389	478	−3.0

1987-88 REVIEW

FINAL 1987-88 SEC INDIVIDUAL BASKETBALL STATISTICS

SCORING - TOP 20

Player, Team	GMS	FG	TPG	FT	Pts	AVG
Dyron Nix, Tennessee	29	235	1	173	644	22.2
Chris Morris, Auburn	30	241	33	105	620	20.7
Vernon Maxwell, Florida	33	230	58	148	666	20.2
Rex Chapman, Kentucky	**32**	**231**	**66**	**81**	**609**	**19.0**
Roderick Barnes, Ole Miss	29	207	31	106	551	19.0
Jeff Moore, Auburn	20	142	2	86	372	18.6
Will Perdue, Vanderbilt	31	234	0	99	567	18.3
Michael Ansley, Alabama	31	218	0	125	561	18.1
Ricky Blanton, LSU	30	196	6	113	511	17.0
Willie Anderson, Georgia	35	241	10	91	583	16.7
Charles Prater, Ole Miss	29	169	29	97	464	16.0
Ed Davender, Kentucky	**33**	**173**	**22**	**149**	**517**	**15.7**
Alvin Lee, Alabama	29	150	72	74	446	15.4
Toney Mack, Georgia	36	220	31	80	551	15.3
Winston Bennett, Kentucky	**33**	**194**	**1**	**113**	**502**	**15.2**
Jose Vargas, LSU	30	171	0	94	436	14.5
Dwayne Schintzius, Florida	35	224	1	54	503	14.4
Tim Jumper, Ole Miss	29	157	23	57	394	13.6
Alec Kessler, Georgia	35	149	0	144	442	12.6
Livingston Chatman, Florida	30	141	0	94	376	12.5

FIELD GOAL PERCENTAGE - TOP 15 - (min. 3 per game)

Player, Team	FGM	FGA	Pct
Will Perdue, Vanderbilt	234	369	63.4
Rob Lock, Kentucky	**123**	**219**	**56.2**
Michael Ansley, Alabama	218	389	56.0
Carl Nichols, Miss. State	99	186	53.2
John Caylor, Auburn	102	193	52.8
Wayne Sims, LSU	122	235	51.9
Winston Bennett, Kentucky	**194**	**377**	**51.5**
Jose Vargas, LSU	171	334	51.2
Dyron Nix, Tennessee	235	460	51.1
Ricky Blanton, LSU	196	384	51.0
Toney Mack, Georgia	220	437	50.3
Clarence Swearengen, Tennessee	90	179	50.3
Rex Chapman, Kentucky	**231**	**461**	**50.1**
Willie Anderson, Georgia	241	482	50.0
Chancellor Nichols, Miss. State	101	203	49.8

FREE-THROW PERCENTAGE - TOP 15 - (min. 2 per game)

Player, Team	FTM	FTA	Pct
Ed Davender, Kentucky	**149**	**171**	**87.1**
Roderick Barnes, Ole Miss	106	126	84.1
Alvin Lee, Alabama	74	88	84.1
Jeff Moore, Auburn	86	103	83.5
Chris Morris, Auburn	105	132	79.5
Rex Chapman, Kentucky	**81**	**102**	**79.4**
Alec Kessler, Georgia	144	183	78.7
Willie Anderson, Georgia	91	116	78.4
Barry Goheen, Vanderbilt	86	112	76.8
Dyron Nix, Tennessee	173	227	76.2
Patrick Hamilton, Georgia	66	87	75.9
Rob Lock, Kentucky	**115**	**154**	**74.7**
Ricky Blanton, LSU	113	153	73.9
Melvin Cheatum, Alabama	70	95	73.7
Michael Ansley, Alabama	125	171	73.1

ASSISTS - TOP 15

Player, Team	Gms	No.	Avg
Ronnie Montgomery, Florida	34	189	5.6
Terrance Howard, Auburn	30	160	5.3
Bernard Woodside, LSU	30	136	4.5
Clarence Swearengen, Tennessee	28	122	4.4
Vernon Maxwell, Florida	33	142	4.3
Willie Anderson, Georgia	35	139	4.0
Ed Davender, Kentucky	**33**	**131**	**4.0**
Johnny Lynn, Auburn	30	116	3.9
Roderick Barnes, Ole Miss	29	112	3.9

ASSISTS - TOP 15 continued

Player, Team	Gms	No.	Avg
Rex Chapman, Kentucky	**32**	**117**	**3.7**
Ricky Blanton, LSU	30	107	3.6
Craig Dudley, Alabama	30	94	3.1
Barry Goheen, Vanderbilt	31	89	2.9
Greg Lockhart, Miss. State	29	83	2.9
Patrick Hamilton, Georgia	32	91	2.8

3-POINT GOAL PERCENTAGE - TOP 15 - (min. .75 per game)

Player, Team	TPGM	TPGA	Pct
Alvin Lee, Alabama	72	150	48.0
Jody Patton, Georgia	29	64	45.3
Doug Hartsfield, Miss. State	27	62	43.5
Barry Booker, Vanderbilt	74	171	43.3
Barry Goheen, Vanderbilt	29	67	43.3
Scott Draud, Vanderbilt	43	101	42.6
Charles Mayes, Vanderbilt	36	85	42.4
John Caylor, Auburn	40	95	42.1
Pat Lawrence, Florida	41	98	41.8
Rex Chapman, Kentucky	**66**	**159**	**41.5**
Greg Bell, Tennessee	39	98	39.8
Toney Mack, Georgia	31	78	39.7
Vernon Maxwell, Florida	58	147	39.5
Roderick Barnes, Ole Miss	31	80	38.8
Tim Jumper, Ole Miss	23	60	38.3

REBOUNDS - TOP 15

Player, Team	Gms	No.	Avg
Will Perdue, Vanderbilt	31	314	10.1
Chris Morris, Auburn	30	295	9.8
Michael Ansley, Alabama	31	285	9.2
Jeff Morris, Auburn	20	183	9.2
Dyron Nix, Tennessee	29	260	9.0
Ricky Blanton, LSU	30	265	8.8
Jose Vargas, LSU	30	247	8.2
Winston Bennett, Kentucky	**33**	**258**	**7.8**
Charles Prater, Ole Miss	29	201	6.9
Carl Nichols, Miss. State	29	192	6.6
Dwayne Schintzius, Florida	35	226	6.5
Rob Lock, Kentucky	**33**	**216**	**6.5**
Livingston Chatman, Florida	30	194	6.5
Melvin Cheatum, Alabama	31	196	6.3
Chancellor Nichols, Miss. State	28	169	6.0

BLOCKS - TOP 10

Player, Team	Gms	No.	Avg
Dwayne Schintzius, Florida	35	84	2.4
Will Perdue, Vanderbilt	31	74	2.4
Sean Murphy, Ole Miss	29	44	1.5
Willie Anderson, Georgia	35	49	1.4
Chris Morris, Auburn	30	39	1.3
Dwayne Davis, Florida	35	41	1.2
Doug Roth, Tennessee	29	36	1.2
Chancellor Nichols, Miss. State	28	30	1.1
Rob Lock, Kentucky	**33**	**32**	**1.0**
Jose Vargas, LSU	30	31	1.0

STEALS - Top 10

Player, Team	Gms	No.	Avg
Patrick Hamilton, Georgia	32	89	2.8
Darryl Joe, LSU	30	80	2.7
Roderick Barnes, Ole Miss	29	58	2.0
Clarence Swearengen, Tennessee	28	55	2.0
Willie Anderson, Georgia	35	67	1.9
Vernon Maxwell, Florida	33	61	1.8
Chris Morris, Auburn	30	54	1.8
Elvin Brown, Tennessee	17	31	1.8
Rex Chapman, Kentucky	**32**	**53**	**1.7**
Ed Davender, Kentucky	**33**	**52**	**1.6**

1987-88 REVIEW

The Class of '88

WINSTON BENNETT



6-7 | 210 | Forward | Louisville, Ky.

■ Drafted by Cleveland in the NBA draft's second round.

■ Earned All-Southeastern Conference honors in voting by the league coaches last season. Named second-team All-SEC by Associated Press, United Press International and the BIRMINGHAM NEWS. Also earned All-SEC honors as a junior in 1985-86.

■ Earned All-Tournament honors in last year's Tourney after averaging 18.7 points and 6.3 rebounds in the three UK victories.

■ Scored 17 points and had 12 rebounds in 90-81 victory over Maryland in NCAA Southeast Regional second round.

■ Scored 16 points and had 7 rebounds in final game of career, vs. Villanova in NCAA Southeast Regional semi-final loss.

■ Started all 33 games in 1987-88 after coming of major surgery on right knee the year before.

■ Before the surgery and red-shirt year, had started 63 straight games for the Wildcats.

■ Averaged 10.5 points, 6.0 rebounds per game for career.

■ Became the 34th player in Kentucky history to score 1,000 career points against Alaska last Dec. 28. Finished career with 1,399 career points, placing him 16th on UK's all-time scoring list.

■ Finished ninth on the UK all-time rebounding list with 799.

■ Ranks sixth in career free throw attempts with 516.

■ Named to the Academic All-SEC Honor Roll as a sophomore.

■ Was a member of the USA Select Team that won the Jones Cup International Tournament in Tapei, Taiwan the summer following his freshman season. In that competition, he averaged 11.4 points and 3.6 rebounds and was named to the All-tournament team.

■ A former state of Kentucky "Mr. Basketball" (1982-83).

Career Statistics

Year	G-S	MP-AVG	FG-A PCT	3FG-A PCT	FT-A PCT	REB-AVG	PF-D	A	TO	BS	S	TP-AVG
Fr. (83-84)	34-0	682-18.9	67-156/42.9	—	88-126/69.8	129-3.8	107-5	23	58	7	14	222-6.5
So. (84-85)	30-27	851-28.4	82-191/42.9	—	52- 77/67.5	160-5.3	108-10	24	56	6	23	216-7.2
Jr. (85-86)	36-36	1129-31.4	171-338/31.4	—	115-158/72.8	252-7.0	123-6	54	73	17	46	457-12.7
Sr. (87-88)	33-33	1091-33.1	195-380/51.3	1-2/50.0	113-155/72.9	258-7.8	97-3	52	52	4	40	504-15.3
CAREER	**133-96**	**3753-28.2**	**515-1065/48.4**	**1-2/50.0**	**368-516/71.3**	**799-6.0**	**435-24**	**153**	**239**	**34**	**123**	**1399-10.5**



REX CHAPMAN

6-4 | 185 | Guard | Owensboro, Ky.

■ Declared himself eligible for the NBA draft following two season at Kentucky, then drafted eighth overall by the expansion Charlotte Hornets.

■ All-Southeastern Conference two straight seasons by league coaches, Associated Press, United Press International and the BIRMINGHAM NEWS.

■ Named Most Valuable Player in the 1988 Southeastern Conference Tournament after averaging 20.7 points in the three games of the event. He shot 53.8 percent from the floor in the tourney, including 47.4 percent from three-point range.

■ Averaged 19 points, 2.9 rebounds during senior season, 17.6 points, 2.6 rebounds for two-year career.

■ Only the third player in UK history to pass the 1,000-point mark during the second year of his career. The other players were Cotton Nash and Dan Issel.

■ First freshman ever to lead UK in scoring.

■ Scored in double figures last 47 consecutive games.

■ Named SEC Freshman of the Year.

■ Named to virtually every All-Freshman team in the country.

■ Was the first Eddie Sutton-coached freshman to start his first game.

■ Scored a career-high 30 points vs. Villanova in 1988 Southeast region semi-finals.

■ Was a member of the United States team that won the silver medal in the 1987 Pan American games in Indianapolis (third-leading scorer on that team).

■ Member of the USA Select Team that competed in Europe this past summer as part of the Olympic trials process.

■ Led the team in scoring two straight years.

■ For career, committed just one turnover every 13.4 minutes.

■ Although his UK career was short, he nevertheless finished 30th on the all-time UK scoring list (1,073).

■ Earned "Mr. Basketball" honors in Kentucky during 1985-86 senior prep season, averaging 25.6 points and 8.2 rebounds per game.

■ Consensus prep All-America in 1985-86 and regarded by some observers as the best guard prospect in the country.

Career Statistics

Year	G-S	MP-AVG	FG-A PCT	3FG-A PCT	FT-A PCT	REB-AVG	PF-D	A	TO	BS	S	TP-AVG
Fr. (86-87)	29-28	962-33.2	173-390/44.4	68-176/38.6	50-68/73.5	66-2.3	55-2	103	70	15	36	464-16.0
So. (87-88)	32-31	1108-34.6	231-461/50.1	66-159/41.5	81-102/79.4	93-2.9	61-0	117	85	16	53	609-19.0
CAREER	**61-59**	**2070-33.9**	**404-851/47.5**	**134-335/40.0**	**131-170/77.1**	**159-2.6**	**116-2**	**220**	**155**	**31**	**89**	**1073-17.6**

1987-88 REVIEW

The Class of '88

ED DAVENDER



6-2 | 165 | Guard | Brooklyn, N.Y.

■ Drafted in the third round by the Washington Bullets

■ Second team All-Southeastern Conference by United Press International and third-team All-SEC by Associated Press last season.

■ Scored a career-high 30 points (12-16 FG, 2-4 3PT, 4-4 FT) in 99-84 victory over Southern in 1988 NCAA Tournament first-round game.

■ Had 23 points, 8 rebounds, 5 assists and 2 steals in 90-81 victory over Maryland, also in NCAA Tournament action.

■ Is the only player in UK history to score more than 1,500 points and have more than 400 assists. Davender finished career with 1,637 points, which is good for seventh on UK's all-time scoring list. He is fourth in career assists with 436.

■ Ranks third on the UK all-time free throws made list with 438. Only Kenny Walker (550) and Dan Issel (488) are ahead of him. He ranks fourth in free throw attempts with 553.

■ Scored in double-figures in 26 of 33 games last season.

■ Scored 20 or more points 13 times.

■ Led Kentucky in minutes (1145), minute average (34.7), free throws (149), free throw attempts (171), free throw percentage (87.1), assists (131) and steals (52).

■ Excellent assist-turnover ratio (131-77 in 1987-88, 436-297 career).

■ Committed just 77 turnovers in 1145 minutes, or 1 turnover every 14.9 minutes.

■ Was named the SEC's "Beat Defensive Player" in several newspaper polls of players.

■ As a senior at Boy's and Girl's High School in Brooklyn, he averaged 29 points and was named to nearly every prep All-American team.

Career Statistics

Year	G-S	MP-AVG	FG-A PCT	3FG-A PCT	FT-A PCT	REB-AVG	PF-D	A	TO	BS	S	TP-AVG
Fr. (84-85)	31-12	725-23.4	93-226/41.2	—	78-106/73.6	45-1.5	55-1	83	74	2	33	264-8.5
So. (85-86)	36-35	1142-31.7	155-354/43.8	—	104-131/79.4	98-2.7	87-1	121	69	2	59	414-11.5
Jr. (86-87)	29-29	987-34.0	160-357/44.8	15-59/25.4	107-145/73.8	88-3.0	64-1	101	77	1	47	442-15.2
Sr. (87-88)	33-33	1145-34.7	173-371/46.6	22-72/30.6	149-171/87.1	71-2.2	68-1	131	77	3	52	517-15.7
CAREER	**129-109**	**3999-31.0**	**581-1308/44.4**	**37-131/26.0**	**438-553/79.2**	**302-2.4**	**247-4**	**436**	**297**	**8**	**191**	**1637-12.7**



CEDRIC JENKINS

6-9 | 205 | Center/Forward | Dawson, Ga.

■ Started first 11 games of 1987-88 season, as well as Senior Night against Georgia.

■ Averaged 3.4 points and 3.5 rebounds per game.

■ Played in every game but two—against Tennessee in Knoxville and Villanova in NCAA Tournament—last season.

■ Scored career-high 14 points and grabbed 10 rebounds in clutch performance against Indiana in the Big Four Classic in Indianapolis last season.

■ Tipped in last-second game-winning shot to defeat Louisville, 76-75, at Rupp Arena last Dec. 12.

■ Pulled down career-high 11 rebounds against Louisville and Alaska.

■ Blocked career-high 4 shots against LSU in Baton Rouge last season.

■ Made three steals, a career high, against Ole Miss at Rupp Arena.

■ Second on team in blocked shots with 20.

■ Nicknamed "Swoop" because of his long arms.

■ Was Georgia's Class AA "Player of the Year" in 1983-84 after leading Terrell County High School to a 28-0 record and a state championship his senior season.

Career Statistics

Year	G-S	MP-AVG	FG-A PCT	3FG-A PCT	FT-A PCT	REB-AVG	PF-D	A	TO	BS	S	TP-AVG
Fr. (84-85)	20-0	84-4.4	5- 14/35.7	—	4- 7/57.1	28-1.4	11-0	0	7	2	2	14-0.7
So. (85-86)	36-0	424-11.8	44- 90/48.9	—	29- 42/69.0	82-2.3	56-2	7	11	5	8	117-3.3
Jr. (86-87)	23-0	242-10.5	10- 29/34.5	—	15- 18/83.3	49-2.1	34-1	7	11	8	5	36-1.5
Sr. (87-88)	31-12	488-15.7	35- 79/44.3	—	35- 44/79.5	109-3.5	57-1	21	26	20	8	105-3.4
CAREER	**110-12**	**1238-11.3**	**94-212/44.3**	**—**	**83-111/74.8**	**268-2.4**	**158-4**	**35**	**55**	**35**	**23**	**271-2.5**

1987-88 REVIEW

The Class of '88



ROB LOCK

6-11 | 225 | Center | Reedley, Calif.

■ Drafted in the third round of NBA draft by Los Angeles Clippers.

■ Started every game for the Wildcats last season.

■ Fourth-leading scorer with 10.9 points a game. Second-leading rebounder with 6.5 boards a contest.

■ Had 12 points and 6 rebounds in 99-84 win over Southern in NCAA Tournament action.

■ Also had 10 points and 4 rebounds in 90-81 victory over Maryland in the NCAA Southeast Regional second round.

■ Scored in double figures in 21 of 33 games last season.

■ Pulled down career-high 14 rebounds against Tennessee in Knoxville.

■ Led the team in blocked shots with 32.

■ Made a dramatic improvement in his free throw shooting last season. As a junior, he hit only 49.3 percent from the charity stripe. During 1987-88, he hit 74.7%.

■ Scored a career-high 19 points against Georgia at Rupp Arena last March 2, his final appearance at Rupp. He connected on 6-of-7 shots from the floor and was 7-of-8 from the line.

■ Led the team in field goal percentage with 56.2 percent.

■ Registered double figures in rebounding in four games last season.

■ Started four years at Reedley High School and was named to most prep All-America teams.

Career Statistics

Year	G-S	MP-AVG	FG-A PCT	3FG-A PCT	FT-A PCT	REB-AVG	PF-D	A	TO	BS	S	TP-AVG
Fr. (83-84)	27-4	196-7.3	12- 41/29.3	—	7- 17/41.2	54-2.0	44-1	5	12	8	2	31-1.1
So. (84-85)	28-0	209-7.5	30- 55/54.5	—	22- 46/47.8	50-1.8	39-0	3	24	12	4	82-2.9
Jr. (85-86)	29-26	635-21.9	91-161/56.5	—	35- 71/49.3	155-5.3	95-3	12	55	31	16	217-7.5
Sr. (87-88)	33-33	869-26.3	123-219/56.2	—	115-154/74.7	216-6.5	110-5	31	69	28	28	361-10.9
CAREER	**117-63**	**2015-17.2**	**256-476/53.8**	**—**	**179-288/62.2**	**475-4.1**	**288-9**	**51**	**160**	**83**	**50**	**691-5.9**



RICHARD MADISON

6-7 | 185 | Forward | Memphis, Tenn.

■ Once called by Eddie Sutton "the best pure athlete on the squad."

■ Started in five games last season. Played in all but three games.

■ Averaged 2.9 points and 3.2 rebounds a game last season.

■ Grabbed 16 rebounds against UNC-Charlotte in the championship game of the UKIT. Also scored a season-high 9 points against the 49ers, an output matched in the Tennessee game at Rupp Arena last Jan. 16.

■ As a junior, he started in 24 of 29 games, was the leading rebounder with 7.4 a game, third-leading scorer with 9.1 points a game and scored in double figures in 13 games.

■ His career high in scoring is 19 points against Vanderbilt his junior season.

■ Nicknamed the "Master Blaster."

■ As a senior at Memphis Northside High School, Madison played football, basketball and baseball.

■ Averaged 20 points and 10 rebounds as a senior and was named prep "Player of the Year" in Tennessee.

Career Statistics

Year	G-S	MP-AVG	FG-A PCT	3FG-A PCT	FT-A PCT	REB-AVG	PF-D	A	TO	BS	S	TP-AVG
Fr. (84-85)	23-0	402-16.8	46-118/39.0	—	31-38/81.6	72-3.0	33-1	14	29	4	6	123-5.1
So. (85-86)	33-0	486-14.7	62-108/57.4	—	35-52/67.34	81-2.5	39-0	23	37	7	10	159-4.8
Jr. (86-87)	29-24	943-32.5	109-197/55.3	0-1/00.0	46-79/58.2	216-7.4	70-3	38	51	6	16	264-9.1
Sr. (87-88)	30-5	459-15.3	36- 85/42.4	0-1/00.0	16-29/55.2	95-3.2	29-0	20	26	1	6	88-2.9
CAREER	**115-29**	**2290-19.9**	**253-508/49.8**	**0-2/00.0**	**128-198/64.6**	**464-4.0**	**171-4**	**95**	**143**	**18**	**38**	**634-5.5**



Hey, Mr. Ref!

SEC Coaches Norm Sloan (Florida), Hugh Durham (Georgia) and C.M. Newton (Vanderbilt) react on the sideline.

Opponents
KENTUCKY
contents

Cats on the Road, SEC & NCAA Brackets 56
SEC TV Schedule, Tipoff Classic, Shootout 57
Alabama 58
Alaska Shootout 59-61
Auburn, Austin Peay 62-63
Duke, Florida. 64-65
Georgia, Indiana 66-67
LSU, Louisville. 68-69
Mississippi, Mississippi St. . . .70-71
Northwestern St., Notre Dame 72-73
Syracuse, Tennessee. 74-75
UKIT 76-77
Vanderbilt, Western Carolina. 78-79
UK vs. Conferences, States .80-82
UK vs. All Opponents 83-88

OPPONENTS

CATS ON THE ROAD

Road Headquarters

Duke
Springfield Marriott
Vernon & Columbus Ave.
Springfield, Mass.
(413) 781-7111

Alaska Shootout
Captain Cook Hotel
5th & K Streets
Anchorage, Alaska
(907) 276-6000

Notre Dame (Big Four)
Hyatt Regency
One South Capitol Ave.
Indianapolis, Ind.
(317) 632-1234

Austin Peay/Louisville
Executive Inn
830 Phillips Lane
Louisville, Ky.
(502) 367-6161

Florida
Gainesville Hilton
2900 SW 13th Street
Gainesville, Fla.
(904) 377-4000

Alabama
Sheraton Capstone Inn
Paul W. Bryant Drive
Tuscaloosa, Ala.
(205) 752-3200

Tennessee/SEC Tournament
Hyatt Regency
500 Hill Avenue SE
Knoxville, Tenn.
(615) 637-1234

Mississippi
Holiday Inn
400 N. Lamar
Oxford, Miss.
(601) 234-3031

Georgia
Ramada Inn
513 W. Broad Street
Athena, Ga.
(404) 546-0122

Vanderbilt
Mariott
One Marriott Drive
Nashville, Tenn.
(615) 889-9300

LSU
Baton Rouge Hilton
5500 Hilton Ave.
Baton Rouge, La.
(504) 924-5000

Auburn
Auburn Univ. Hotel & Conf. Center
241 S. College Drive
Auburn, Ala.
(205) 821-8200

Syracuse
Sheraton University Inn
801 University Ave.
Syracuse, N.Y.
(315) 475-3000

Mississippi State
P.O. Box 751
Starkville, Miss.
(601) 323-6161

1989 SEC Tournament Bracket

Knoxville, Tennessee

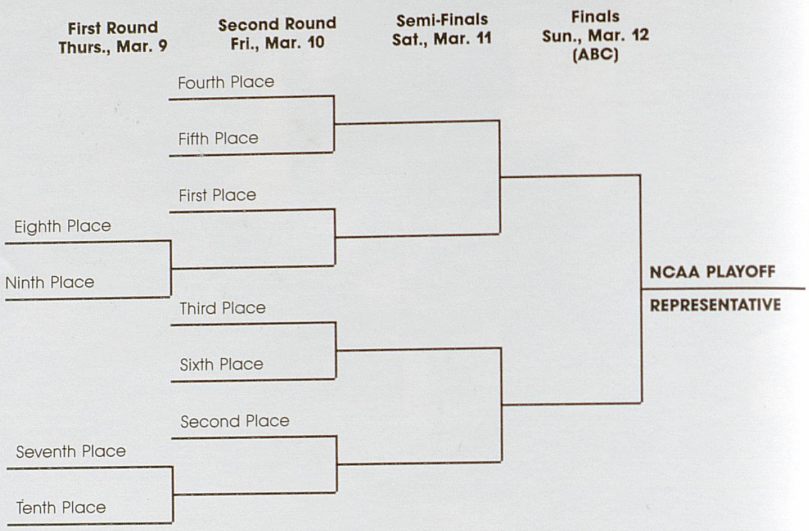

NCAA TOURNAMENT — FUTURE DATES AND SITES

Division I

Event	Site and Host Institution	Date
Basketball—51st		
First & Second Rounds East	Greensboro Coliseum Greensboro, N.C. Atlantic Coast Conference	Mar. 16 & 18, 1989
	Providence Civic Center Providence Rhode Island Providence College	Mar. 17 & 19, 1989
Southeast	Nashville, Tenn. Vanderbilt University	Mar. 16 & 18, 1989
	The Omni Atlanta, Ga. Metropolitan Collegiate Athletic Conference	Mar. 17 & 19, 1989
Midwest	Dayton, Ohio University of Dayton	Mar. 16 & 18, 1989
	Indiana Hoosier Dome Indianapolis, Ind. Midwestern Collegiate Conference and Butler University	Mar. 17 & 19, 1989
West	Boise, Idaho Boise St. University	Mar. 16 & 18, 1989
	Reunion Arena Dallas, Texas Southern Methodist University	Mar. 17 & 19 1989
Regionals East	Meadowlands Arena East Rutherford, New Jersey Rutgers University, New Brunswick	Mar. 24 & 26, 1989

Event	Site and Host Institution	Date
Southeast	Rupp Arena Lexington, Kentucky University of Kentucky	Mar. 23 & 25, 1989
Midwest	Hubert H. Humphrey Metrodome Minneapolis, Minnesota University of Minnesota, Twin Cities	Mar. 24 & 26, 1989
West	McNichols Sports Arena Denver, Colorado University of Colorado	Mar. 23 & 25, 1989
Finals—51st	The Kingdome Seattle, Washington University of Washington	Apr. 1 & 3, 1989
Finals—52nd	McNichols Sports Arena Denver, Colorado	Mar. 31 & Apr. 2, 1990
Finals—53rd	Indiana Hoosier Dome Indianapolis, Indiana Midwestern Collegiate Conference and Butler University	Mar. 30 & Apr. 1, 1991
Finals—54th	Hubert H. Humphrey Metrodome Minneapolis, Minnesota University of Minnesota, Twin Cities	Apr. 4 & 6, 1992

OPPONENTS

1988-89 SEC BASKETBALL TELEVISION SCHEDULE

Date	Game	Network	Time-EST
Nov. 18-25	Georgia in NIT	ESPN	TBA
Nov. 19	Kentucky vs. Duke (Hall of Fame)	ESPN	5:00 p.m.
Nov. 25-27	Vanderbilt in Maui Classic	ESPN	TBA
Nov. 25-28	Kentucky / Florida in Great Alaska Shootout	ESPN	TBA
Dec. 3	Kentucky vs. Notre Dame	ABC	4:30 p.m.
Dec. 6	Florida at Illinois	ESPN	9:30 p.m.
Dec. 7	Vanderbilt at North Carolina	ESPN	9:00 p.m.
Dec. 10	LSU at Florida	ESPN	7:30 p.m.
Dec. 14	Auburn at Vanderbilt	ESPN	9:30 p.m.
Dec. 22	Alabama at Georgia	ESPN	7:30 p.m.
Dec. 22	Pittsburgh at Florida	USA	9:00 p.m.
Dec. 31	Louisville at Kentucky	CBS	4:00 p.m.
Jan. 4	Georgia at Kentucky	JPT-SEC	8:00 p.m.
Jan. 5	Florida at Ole Miss	ESPN	7:00 p.m.
Jan. 7	Tennessee at Miss. State	JPT-SEC	4:00 p.m.
Jan. 11	Auburn at Miss. State	JPT-SEC	8:00 p.m.
Jan. 12	Kentucky at Florida	ESPN	9:00 p.m.
Jan. 14	Georgia at Vanderbilt	JPT-SEC	2:00 p.m.
Jan. 14	LSU at Kentucky	ESPN	9:00 p.m.
Jan. 18	Vanderbilt at LSU	JPT-SEC	8:00 p.m.
Jan. 19	Georgia at Miss. State	ESPN	8:00 p.m.
Jan. 21	Texas at Vanderbilt	CBS	2:00 p.m.
Jan. 21	Ole Miss at Georgia	JPT-SEC	4:00 p.m.
Jan. 21	Kentucky at Tennessee	ESPN	7:00 p.m.
Jan. 25	Miss. State at Ole Miss	JPT-SEC	8:00 p.m.
Jan. 28	Georgetown at LSU	CBS	2:00 p.m.
Jan. 28	Kentucky at Ole Miss	JPT-SEC	4:00 p.m.
Feb. 1	Alabama at Florida	JPT-SEC	8:00 p.m.
Feb. 2	Georgia at Auburn	ESPN	7:00 p.m.
Feb. 4	Stanford at Florida	CBS	2:00 p.m.
Feb. 4	Auburn at Tennessee	JPT-SEC	4:00 p.m.
Feb. 5	Kentucky at Georgia	ABC	4:00 p.m.
Feb. 8	Kentucky at Vanderbilt (split) Georgia at Florida	JPT-SEC	8:00 p.m.
Feb. 11	Florida at Kentucky	NBC	2:30 p.m.
Feb. 11	Tennessee at LSU	JPT-SEC	1:00 p.m.
Feb. 15	Kentucky at LSU	JPT-SEC	8:00 p.m.
Feb. 18	Alabama at Kentucky	JPT-SEC	2:30 p.m.
Feb. 18	LSU at Vanderbilt	ESPN	7:00 p.m.
Feb. 22	Tennessee at Kentucky (split) LSU at Alabama		
Feb. 25	UNLV at LSU	CBS	2:00 p.m.
Feb. 25	Vanderbilt at Florida	JPT-SEC	4:00 p.m.
Feb. 26	Kentucky at Syracuse	CBS	Noon
Mar. 1	Florida at LSU	JPT-SEC	8:00 p.m.
Mar. 2	Auburn at Alabama	ESPN	7:00 p.m.
Mar. 4	Auburn at Georgia	JPT-SEC	1:00 p.m.
Mar. 4	Wildcard Game	JPT-SEC	3:00 p.m.
Mar. 9-11	SEC Tournament	JPT-SEC	TBA
Mar. 12	SEC Tourney Championship	ABC	2:00 p.m.

THE TIPOFF CLASSIC

Year	Score	Most Outstanding Player
1979	Duke 82, KENTUCKY 76 (OT)	M. Gminski, Duke
1980	DePaul 86, Louisville 80	M. Aguirre, DePaul
1981	Virginia 63, Brigham Young 61	O. Wilson, Virginia
1982	St. John's 78, N.C. 74 (OT)	C. Mullen & K. Williams, St. John's
1983	N.C. St. 76, Houston 65	S. Webb, N.C. St.
1984	Illinois 81, Oklahoma 64	G. Montgomery, Illinois
1985	Michigan 49, Georgia Tech 44	A. Joubert, Michigan
1986	N.C. State 86, Navy 84	D. Robinson, Navy
1987	N.C. 96, Syracuse 93 (OT)	R. Smith, North Carolina

GREAT ALASKA SHOOTOUT

SCHEDULE

Friday, November 25
1. KENTUCKY vs. Iona, 5 p.m. (ESPN)
2. Seton Hall vs. Utah, 7:30 p.m.
3. Florida vs. California, 11 p.m.
4. Kansas vs. Alaska Anchorage, 1:30 a.m. (ESPN)

Saturday, November 26
1. Winner 1 vs. Winner 2, 2 p.m. (ESPN)
2. Loser 1 vs. Loser 2, 4 p.m.
3. Loser 3 vs. Loser 4, 7:30 p.m.
4. Winner 3 vs. Winner 4, 9:30 p.m.

Sunday, November 27
9. 7th & 8th place game, 6 p.m.
10. 4th & 6th place game, 8 p.m.

Monday, November 28
11. 3rd & 5th place game, 9 p.m. (ESPN)
12. Championship game, 11 p.m. (ESPN)

ALL TIMES LISTED ARE EASTERN STANDARD TIMES.

CHAMPIONSHIP GAME RESULTS

1978	North Carolina St. 72, Louisville 66
1979	KENTUCKY 57, Iona 50
1980	North Carolina 64, Arkansas 58
1981	Southwestern Louisiana 81, Marquette 64
1982	Louisville 80, Vanderbilt 70
1983	North Carolina St. 65, Arkansas 60
1984	Alabama Birmingham 50, Kansas 47
1985	North Carolina 65, Nevada Las Vegas 60
1986	Iowa 103, Northeastern 80
1987	Arizona 80, Syracuse 69

OPPONENTS

ALABAMA

January 18 in Tuscaloosa
February 18 in Lexington



Wimp Sanderson



Michael Ansley

GENERAL INFORMATION

Location: Tuscaloosa, Ala.
Founded: 1831
Conference: Southeastern
Colors: Crimson & White
Athletic Director: Steve Sloan
Enrollment: 17,000
President: Dr. Roger Sayers (interim)
Nickname: Crimson Tide
Arena (Capacity): Coleman Coliseum (15,043)
Office Phone: (205) 348-3600

MEDIA INFORMATION

Sports Information Director: Larry White
Office Phone: (205) 348-6084
Home Phone: (205) 333-1640
Basketball Contact: Larry White
Office Phone: (205) 348-6084
Home Phone: (205) 333-1640
Press Row Phone: (205) 348-6084
SID Mailing Address: The University of Alabama, Sports Information Office, P.O. Box K, Tuscaloosa, AL 35401
Basketball Office Phone: (205) 348-4551
Best Time to Reach Coach Sanderson: mornings

OUTLOOK INFORMATION

1987-88 Record: 14-17
Conference Record (Place): 6-12 (T8th)
1987-88 Postseason Play: none

Starters Lost–Name	Pos.	Ht.	Wt.	PPG	RPG
Craig Dudley	G	6-4	180	9.5	2.6
Starters Returning–Name	**Pos.**	**Ht.**	**Wt.**	**PPG**	**RPG**
Michael Ansley	C	6-7	225	18.1	9.2
Keith Askins	F	6-6	190	5.7	4.9
Melvin Cheatum	F/C	6-8	195	9.5	6.3
Alvin Lee	G	6-1	185	15.4	2.0
Top Newcomers–Name	**Pos.**	**Ht.**	**Wt.**	**PPG**	**RPG**
David Benoit	F	6-8	220	19.0	13.0
Marcus Campbell	F	6-7	220	22.0	12.0
Marcus Webb	F	6-7	240	17.2	14.0

COACHING STAFF INFO

Head Coach (Alma Mater): Wimp Sanderson (Florence State, 1959)
Record at Alabama (Years): 169-83 (8 years)
Overall Record (Years): 169-83 (8)
Assistant Coaches (Alma Maters, Years): Kevin Gray (UT-Chattanooga, '76), David Hobbs (Virginia Commonwealth, '71), Gregg Polinsky (Northern Arizona, '80)

SERIES INFORMATION

Series Record: 26-79
First Meeting: 1923
Last Game: 1988
Score: 68-82
Series Record in Lexington: 7-44
Series Record in Tuscaloosa: 14-22
Series at Other Sites: 4-15
Coach Sanderson's Record vs. Kentucky: 7-14

1988-89 Roster

NO	NAME	POS	HT	WT	CL	HOMETOWN
45	Michael Ansley	F	6-7	225	Sr.	Birmingham, Ala./Jackson-Olin
41	Keith Askins	F	6-6	190	Jr.	Athens, Ala./Athens
30	David Benoit	F	6-8	220	Jr.	Lafayette, La./Tyler JC
11	Ernest Brown	G	6-1	170	So.	Birmingham, Ala./Jackson-Olin
32	Marcus Campbell	F	6-7	220	So.	Livingston, Ala./Livin
44	Melvin Cheatum	F/C	6-8	195	So.	Winnsboro, La./Winns
52	William DeVaughn	C	6-9	225	Jr.	Birmingham, Ala./Parker
25	Robert Horry	F	6-9	200	Fr.	Andalusia, Ala./Andalusia
42	Tim Kaiser	F	6-7	185	Sr.	Vestavia, Ala./Seminole JC
21	Bryant Lancaster	G	6-3	180	So.	Fairfax, Ala./Valley
34	Anthony Lawrence	F	6-8	220	Fr.	St. Petersburg, Fla./Lakewood
20	Alvin Lee	G	6-1	185	Sr.	Richmond, Va./W. Texas JC
24	Kenneth Rice	G	6-4	190	Fr.	Decatur, Ala./Austin
23	Darby Rich	F	6-4	185	So.	Greer, S.C./Riverside
12	Gary Waites	G	6-2	170	So.	Decatur, Ga./Towers
22	Charles Watson	F	6-4	225	So.	Troy, Ala./Henderson
54	Marcus Webb	F	6-7	240	Fr.	Montgomery, Ala./Sydney Lanier
14	Rodney Wesley	G	6-3	185	Sr.	Eutaw, Ala./Morristown JC

1987-88 RESULTS

New Mexico State, 85-84
Hawaii Pacific, 91-80
Central Michigan, 83-80
Southern California, 78-69
South Carolina, 67-73
NE LOUISIANA STATE, 86-66
MONTANA STATE, 69-77
MISSISSIPPI VALLEY, 64-46
Arkansas, 55-80
Central Florida, 65-54
Pittsburgh, 51-87
BAPTIST COLLEGE, 55-41
GEORGIA, 57-59
Mississippi State, 56-59
KENTUCKY, 55-63
Vanderbilt, 60-76
LSU, 52-67
MISSISSIPPI, 61-48
Auburn, 84-74
TENNESSEE, 82-69
FLORIDA, 64-74
Georgia, 54-67
MISSISSIPPI STATE, 61-48
Kentucky, 82-68
VANDERBILT, 72-59
LSU, 72-59
Mississippi, 47-64
AUBURN, 82-77
Tennessee, 58-81
Florida, 45-52
Mississippi, 59-64(ot)

1988-89 SCHEDULE

11/19	ATHLETES IN ACTION
11/25-26	Central Fidelity Tournament
12/2-3	Mazda GAtor Bowl
12/7	VIRGINIA TECH
12/12	AUGUSTA COLLEGE
12/17	CENTRAL FLORIDA
12/19	SOUTHERN UNIVERSITY
12/22	At Georgia
12/29	NORTHEAST LOUISIANA
1/4	At Vanderbilt
1/7	MISSISSIPPI
1/11	GEORGIA
1/14	MISSISSIPPI STATE
1/18	KENTUCKY
1/21	At LSU
1/25	TENNESSEE
1/28	At Auburn
2/1	At Florida
2/4	VANDERBILT
2/8	At Mississippi
2/15	At Mississippi StAte
2/18	At Kentucky
2/22	LSU
2/25	At Tennessee
3/1	AUBURN
3/4	FLORIDA

OPPONENTS

ALASKA-ANCHORAGE
Great Alaska Shootout

Location: Anchorage, Alaska
Founded: 1977
Conference: Great Northwest
Colors: Green & Gold
Athletic Director: Ron Petro
Enrollment: 13,000
President: Dr. Donald O'Dowd
Nickname: Seawolves
Arena (Capacity): Sullivan Arena (8,000)
Office Phone: (907) 786-1230

MEDIA INFORMATION

Sports Information Director: Tim McDiffett
Office Phone: (907) 786-1230 **Home Phone:** (907) 243-5772
Basketball Contact: Tim McDiffett
Office Phone: (907) 786-1230 **Home Phone:** (907) 243-5772
Press Row Phone: (907) 279-2071
SID Mailing Address: 3211 Providence Dr., Anchorage, AK 99508
Basketball Office Phone: (907) 786-1286
Best Time to Reach Coach Abegglen: Mornings

COACHING STAFF INFORMATION

Head Coach (Alma Mater): Ron Abegglen (Brigham Young, '62)
Record at Alaska-Anchorage (Years): 47-17 (2)
Overall Record (Years): 259-92 (12)
Assistant Coaches (Alma Maters, Years): Bill Evans (So. Utah State, '72); Charlie Bruns (E. Washington, '68)

OUTLOOK INFORMATION

1987-88 Record: 24-10 **Conference Record (Place):** 7-3 (1st)
1987-88 Postseason Play: NCAA II national runner-up

Starters Lost--Name	Pos.	Ht.	Wt.	PPG	RPG
Averian Parrish	F	6-5	230	16.9	5.3
Dale Bartley	F	6-6	210	16.2	9.1
Jeff Sheedy	C	6-5	205	6.1	8.0

Starters Returning--Name	Pos.	Ht.	Wt.	PPG	RPG
Michael Johnson	G	6-2	170	17.0	4.0
Vern Robateau	G	6-3	175	11.3	2.5

Top Newcomers--Name	Pos.	Ht.	Wt.	PPG	RPG
Ron Fischer	F	6-8	215	18.0	9.2
Todd Fisher	F	6-5	205	29.0	14.0
Jim Stewart	F	6-9	220	13.8	7.2
Jerry Sommer	G	5-7	155	15.0	—

SERIES INFORMATION

Series Record: 0-3 **First Meeting:** 1980
Last Game: 1987 **Score:** 58-100
Series Record in Lexington: 0-2
Series Record in Anchorage: 0-1
Series at Other Sites: none
Coach Abegglen's Record vs. Kentucky: 0-1

1988-89 Roster

NO	NAME	POS	HT	WT	CL	HOMETOWN
10	Joe Brinkerhoff	G	5-10	150	Sr.	Fillmore, Utah/Millard
5	Mark Carpenter	G	5-9	143	Sr.	Chicago, Ill./Morgan Park
	Ron Fischer	F	6-8	215	Jr.	Pico Rivera, Calif./John Glen
	Todd Fisher	F	6-5	205	Jr.	Topeka, Ind./Westview
4	M. Johnson	G	6-2	170	Sr.	Stockton, Calif./Edison
32	Race McCleery	F	6-5	190	Sr.	Woods Cross, Utah/Woods Cross
	Sean McGee	G	6-2	175	Jr.	Slidell, La./Slidell
	Vince Meyers	F	6-4	170	Jr.	Los Altos, Calif./Los Altos
	Anthony Morton	F	6-4	200	Fr.	Lafayette, Ind./Central
22	Vern Robateoa	G	6-3	175	Sr.	Eagle River, Alaska/Chugiak
35	P. Schoenborn	G	6-0	175	Jr.	Anchorage, Alaska/East
	Jerry Sommer	G	5-7	155	Jr.	Salt Lake City, Utah/Cypress
	Jim Stewart	F	6-9	220	Jr.	Huntington Beach, Calif./Estancia

CALIFORNIA-BERKELEY
Great Alaska Shootout

Location: Berkeley, Calif.
Founded: 1868
Conference: Pacific Ten
Colors: Blue and Gold
Athletic Director: Dave Maggard
Enrollment: 32,000
Chancellor: Ira Michael Heyman
Nickname: Golden Bears
Arena (Capacity): Harmon Arena (6,578)
Office Phone: (415) 642-5316

MEDIA INFORMATION

Sports Information Director: Kevin Reneau
Office Phone: (415) 642-5363 **Home Phone:** (415) 232-0597
Basketball Contact: Dean Diltz
Office Phone: (415) 642-5363 **Home Phone:** (415) 930-6016
Press Row Phone: (415) 642-3098
SID Mailing Address: 210 Memorial Stadium, Berkeley, CA 94720
Basketball Office Phone: (415) 642-0361
Best Time to Reach Coach Campanelli: 9-11:30 a.m. Monday - Friday

COACHING STAFF INFORMATION

Head Coach (Alma Mater): Lou Campanelli (Montclair State, '60)
Record at California (Years): 48-45 (3)
Overall Record (Years): 286-163 (16)
Assistant Coaches (Alma Maters, Years): Sherman Dillard (James Madison, '80), Jeff Wulburn (Cal State Fullerton, '83), Bill Treseler (California, '82)

OUTLOOK INFORMATION

1987-88 Record: 9-20 **Conference Record (Place):** 5-13 (8th)
1987-88 Postseason Play: 1-1 in Pac-10 Tournament

Starters Lost--Name	Pos.	Ht.	Wt.	PPG	RPG
NONE					

Starters Returning--Name	Pos.	Ht.	Wt.	PPG	RPG
Leonard Taylor	F/C	6-8	220	19.0	8.8
Matt Beeuwsaert	F	6-6	210	13.9	7.0
Roy Fisher	F	6-7	200	9.1	6.4
Keith Smith	G	6-4	170	12.9	2.6
Ryan Drew	G	6-2	180	11.0	1.9

Top Newcomers--Name	Pos.	Ht.	Wt.	PPG	RPG
Andre Reyes (Maryland transfer)	C	6-11	220	17.4	10.2
Eric McDonough	F	6-9	195	20.1	13.0
Brian Hendrick	F	6-8	210	25.9	15.9
Bill Elleby	G	6-3	190	23.9	5.0

SERIES INFORMATION

Series Record: 0-1 **First Meeting:** 1979
Last Game: 1979-80 **Score:** 52-78
Series Record in Lexington: 0-1
Series Record in Berkeley: 0-0
Series at Other Sites: 0-0
Coach Campanelli's Record vs. Kentucky: 0-0

1988-89 Roster

NO	NAME	POS	HT	WT	CL	HOMETOWN
10	M. Beeuwsaert	F	6-6	210	Sr.	Santa Ana, Calif./Notre Dame U.
35	Rich Branham	F	6-5	210	Fr.	Arleta, Calif./Cleveland
12	DeShon Brown	G	6-2	175	Fr.	Modesto, Calif./Modesto
41	A. Brigham	F	6-6	200	So.	San Francisco, Calif./St. Ignatius
22	John Carty	C	6-10	205	So.	Corvallis, Ore./Corvallis
24	Ryan Drew	G	6-2	180	So.	Seattle, Wash./Blanchet
23	Bill Elleby	G	6-3	175	Fr.	Seattle, Wash./Kennedy
40	Roy Fisher	F	6-7	200	So.	Renton, Wash./Kennedy
14	Sean Harrell	G	5-11	170	So.	Santa Cruz, Calif./ Santa Cruz
15	Brian Hendrick	F	6-8	210	Fr.	Walnut, Calif./Diamond Bar
3	E. McDonough	F	6-9	185	Fr.	Danville, Calif./San Ramon
32	H. Ortmann	F	6-8	235	Sr.	Bremerhaven, W. Germany/Wake Forest
34	Andre Reyes	C	6-11	220	So.	Manning, S.C./Univ. of Maryland
21	Keith Smith	G	6-4	170	Jr.	Portland, Ore./Wilson
44	Leonard Taylor	F	6-8	220	Sr.	Inglewood, Calif./St. Bernard
30	Bryant Walton	G	6-4	180	Jr.	Santa Ana, Calif./Saddleback

OPPONENTS

IONA
Great Alaska Shootout

Location: New Rochelle, N.Y.
Founded: 1940
Conference: Metro Atlantic
Colors: Maroon & Gold
Athletic Director: Rick Mazzuto
Enrollment: 6,020
President: John G. Driscoll
Nickname: Gaels
Arena (Capacity): Mulcahy Center (3,200)
Office Phone: (914) 633-2334

MEDIA INFORMATION

Sports Information Director: David Torromeo
Office Phone: (914) 633-2334 **Home Phone:** tba
Basketball Contact: David Torromeo
Office Phone: (914) 633-2334 **Home Phone:**
Press Row Phone: (914) 633-2305
SID Mailing Address: Office of Sports Information, Iona College, 715 North Avenue, New Rochelle, NY 10801-1890
Basketball Office Phone: (914) 633-2305
Best Time to Reach Coach Brokaw: Mornings

COACHING STAFF INFORMATION

Head Coach (Alma Mater): Gary Brokaw (Notre Dame, 1980)
Record at Iona (Years): 27-30 (2)
Overall Record (Years): 27-30 (2)
Assistant Coaches (Alma Maters, Years): Ron Williams (West Virginia, '68), Brad McAlester (Southampton, '75), Brad Deisler (Iona, '87)

OUTLOOK INFORMATION

1987-88 Record: 11-16 **Conference Record (Place):** 5-9 (Fifth)
1987-88 Postseason Play: none

Starters Lost--Name	Pos.	Ht.	Wt.	PPG	RPG
Richie Simmonds	G	6-2	175	16.2	2.9
Alvin Lott	G	5-10	155	12.5	2.2
Jeff Wilder	F	6-7	210	12.9	7.5
Starters Returning--Name	**Pos.**	**Ht.**	**Wt.**	**PPG**	**RPG**
Nestor Payne	F	6-8	205	9.2	6.6
Chip Langdon	F	6-6	200	8.4	4.8
Glenn Grant	G	5-11	170	5.9	2.4
Top Newcomers--Name	**Pos.**	**Ht.**	**Wt.**	**PPG**	**RPG**
Denny Brown	G	6-6	215	25.6	12.0
Kevin Cooper	C	6-10	210	17.5	15.2
Mark Gilbert	G	6-5	195	20.1	5.9
Sean Green*	G/F	6-5	210	4.7	1.1

*1987-88 North Carolina stats

SERIES INFORMATION

Series Record: 0-3 **First Meeting:** 1977
Last Game: 1986 **Score:** 59-75
Series Record in Lexington: 0-2
Series Record in New Rochelle: 0-0
Series at Other Sites: 0-1
Coach Brokaw's Record vs. Kentucky: 0-1

1988-89 Roster

NO	NAME	POS	HT	WT	CL	HOMETOWN
4	D. Brown	G	6-6	215	Fr.	Camden, N.J./Camden
44	K. Cooper	F	6-10	210	Fr.	New Rochelle, N.Y./New Rochelle
34	J. Duck	F	6-6	240	So.	Bronx, N.Y./Our Savior Lutheran
25	M. Gilbert	G	6-5	195	Fr.	Aliquippa, Pa./Aliquippa
13	G. Grant	G	5-11	170	Sr.	Bronx, N.Y./Cardinal Speldman
23	S. Green	G/F	6-5	210	So.	Long Island City, N.Y./Oak Hill Academy
21	J. Johnson	G	6-6	204	So.	Elizabeth, N.J./Elizabeth
33	C. Langdon	F	6-6	200	Sr.	Philadelphia, Pa./Cedar Grove
00	G. McClease	F	6-7	235	So.	New Haven, Conn./Wilbur Cross
42	N. Payne	F	6-8	205	Sr.	Brooklyn, N.Y./Boys & Girls
41	J. Savage	F	6-9	205	So.	Newark, Del./Saanford
12	E. Williams	G	6-5	190	Fr.	Foster City, Calif./San Mateo
32	S. Worthy	G	6-3	200	So.	Linden, N.J./Linden
31	T. Wright	F	6-5	215	Sr.	New York, N.Y./New Hampton

KANSAS
Great Alaska Shootout

Location: Lawrence, Kansas
Founded: 1866
Conference: Big Eight
Colors: Crimson and Blue
Athletic Director: Bob Frederick
Enrollment: 28,720
President: Gene Budig
Nickname: Jayhawks
Arena (Capacity): Allen Field House (15,800)
Office Phone: (913) 864-3143

MEDIA INFORMATION

Sports Information Director: Doug Vance
Office Phone: (913) 864-3417 **Home Phone:** (913) 841-1247
Basketball Contact: Jeff Bollig
Office Phone: (913) 864-3417 **Home Phone:** (913) 843-8809
Press Row Phone: (913) 864-3417
SID Mailing Address: 202 Allen Field House, University of Kansas, Lawrence, KS 66045
Basketball Office Phone: (913) 864-3056
Best Time to Reach Coach Williams: 9-11 a.m.

COACHING STAFF INFORMATION

Head Coach (Alma Mater): Roy Williams (North Carolina, '72)
Record at Kansas (Years): First year
Overall Record (Years): First year
Assistant Coaches (Alma Maters, Years): Jerry Green (Appalachian State, '66), Kevin Stallings (Purdue, '82), Steve Robinson (Radford, '81), Mark Turgeon (Kansas, '87)

OUTLOOK INFORMATION

1987-88 Record: 27-11 **Conference Record (Place):** 9-5, third
1987-88 Postseason Play: 6-0, NCAA Champion

Starters Lost--Name	Pos.	Ht.	Wt.	PPG	RPG
Danny Manning	F/C	6-10	230	24.8	9.8
Archie Marshall	F	6-6	190	8.8	4.0
Starters Returning--Name	**Pos.**	**Ht.**	**Wt.**	**PPG**	**RPG**
Jeff Gueldner	G/F	6-5	180	3.9	2.0
Kevin Pritchard	G	6-3	170	10.6	2.6
Milt Newton	G/F	6-4	185	11.6	5.0
Top Newcomers--Name	**Pos.**	**Ht.**	**Wt.**	**PPG**	**RPG**
Malcolm Nash	F	6-7	205	15.5	11.0
Omar Roland	C	6-11	230	17.9	11.3
Sean Tunstall	G	6-3	180	18.5	
Freeman West	F	6-5	195	19.1	4.4

SERIES INFORMATION

Series Record: 2-16 **First Meeting:** 1950
Last Game: 1985 **Score:** 83-66
Series Record in Lexington: 0-6
Series Record in Lawrence: 2-7
Series at Other Sites: 0-3
Coach Williams' Record vs. Kentucky: 0-0

1988-89 Roster

NO	NAME	POS	HT	WT	CL	HOMETOWN
52	Sean Alvarado	C	6-9	215	Sr.	Washington, D.C/Hutchinson CC
10	Scooter Barry	G	6-3	175	Sr.	Oakland, Calif./DeLaSalle
33	Jeff Gueldner	G/F	6-5	180	Jr.	Charleston,Ill.
32	Mike Maddox	F	6-7	195	So.	Oklahoma City, Okla./Putnam North
11	Lincoln Minor	G	6-3	165	Sr.	Houston, Texas/Midlan JC
21	Milt Newton	G/F	6-4	185	Sr.	Washington, D.C/Coolidge
	Malcolm Nash	F	6-7	205	Fr.	St. Louis, Mo./Vashon
4	Clint Normore	G	6-0	200	Sr.	Wichita, Kan./East
14	Kevin Pritchard	G	6-3	170	Jr.	Tulsa, Okla./Edison
42	Mark Randall	F	6-8	225	So.	Englewood, Calif./Cherry Creek
	Omar Roland	C	6-11	230	Jr.	Detroit, Mich./Garden City CC
	Sean Tunstall	G	6-3	180	Fr.	St. Louis, Mo./Vashon
	Freeman West	F	6-5	195	Jr.	E. Chicago, Ill./Paris JC

OPPONENTS

UTAH
Great Alaska Shootout

Location: Salt Lake City, Utah
Founded: 1850
Conference: Western Athletic
Colors: Crimson and White
Athletic Director: Dr. Chris Hill
Enrollment: 24,000
President: Dr. Chase N. Peterson
Nickname: Utes or Runnin' Utes
Arena (Capacity): Huntsman Center (15,000)
Office Phone: (801) 581-3608

MEDIA INFORMATION

Sports Information Director: Bruce Woodbury
Office Phone: (801) 581-3510 **Home Phone:** (801) 295-3594
Basketball Contact: Bruce Woodbury
Office Phone: (801) 581-3510 **Home Phone:** (801) 295-3594
Press Row Phone:
SID Mailing Address: University of Utah, Huntsman Center, SLC, UT 84112
Basketball Office Phone: (801) 581-5451

COACHING STAFF INFORMATION

Head Coach (Alma Mater): Lynn Archibald (Fresno State, 1968)
Record at Utah (Years): 82-69 (5)
Overall Record (Years): 147-135 (10)
Assistant Coaches (Alma Maters, Years): Larry Eustachy (Cal State Long Beach, '80), Trent Johnson (Boise State, '80)

OUTLOOK INFORMATION

1987-88 Record: 19-11 **Conference Record (Place):** 11-5 (T2)
1987-88 Postseason Play: NIT participant

Starters Lost--Name	Pos.	Ht.	Wt.	PPG	RPG
Chris Fulton	G	6-5	195	6.4	2.3

Starters Returning--Name	Pos.	Ht.	Wt.	PPG	RPG
Mitch Smith	F-C	6-8	195	14.6	9.4
Watkins Singletary	F	6-7	200	14.0	7.1
Tommy Connor	G	5-11	165	8.0	2.0
Keith Chapman	F	6-7	210	6.3	2.4

Top Newcomers--Name	Pos.	Ht.	Wt.	PPG	RPG
Michael Bullock	F/C	6-4	215	29.0	10.0
Van Gray	G	6-0	185	18.0	
Mark Lenoir	G	6-4	185	23.0	
Bill Perkins	G	6-3	175	12.2	

SERIES INFORMATION

Series Record: 2-2 **First Meeting:** 1944
Last Game: 1976 **Score:** 70-86
Series Record in Lexington: 1-1
Series Record in Salt Lake City: 0-0
Series at Other Sites: 1-1
Coach Archibald's Record vs. Kentucky: n/a

1988-89 Roster

NO	NAME	POS	HT	WT	CL	HOMETOWN
	Justin Brooks	C-F	6-10	220	So.	Yakima, Wash./Eisenhower
	Michael Bullock	G-F	6-4	215	Jr.	New Orleans, La./Salt Lake CC
	Keith Chapman	F	6-7	210	Jr.	Salt Lake City, Utah/Weber State
	John Clark	F	6-4	195	Sr.	Fort Wayne, Ind./Pasadena CC
	Tommy Connor	G	5-11	165	Sr.	Boise, Idaho/Borah
	Van Gray	G	6-0	185	Jr.	Ft. Lauderdale, Fla./Butler CC
	Jon Hansen	F-G	6-4	185	Jr.	Red Lands, Calif./Cal Long Beach
	Mark Lenoir	G	6-4	185	Jr.	Indianapolis, Ind./Salt Lake CC
	Jimmy Madison	F	6-8	225	Sr.	Yuma, Ariz./Yuma
	Reid Monson	F	6-8	210	Sr.	Salt Lake City, Utah/East
	Bill Perkins	G	6-3	175	So.	Boise, Idaho/Boise State
	Dan Sampson	G	6-2	185	Jr.	Sunnyvale, Calif./Homestead
	W. Singletary	F	6-7	220	Sr.	New York, N.Y./Butler CC
	Mitch Smith	F/C	6-8	190	Sr.	Phoenix, Ariz./Alhambra
	Walter Watts	C	6-8	285	So.	San Jose, Calif./Independence

SETON HALL
Great Alaska Shootout

Location: South Orange, N.J.
Founded: 1856
Conference: Big East
Colors: Blue and White
Athletic Director: Larry Keating
Enrollment: 8,800
President: Msgn. John J. Petillo
Nickname: Pirates
Arena (Capacity): Meadowlands (20,149)
Office Phone: (201) 761-9298

MEDIA INFORMATION

Sports Information Director: John Paquette
Office Phone: (201) 761-9493 **Home Phone:** (201) 471-3320
Basketball Contact: John Paquette
Office Phone: (201) 761-9493 **Home Phone:** (201) 471-3320
Press Row Phone: (201) 640-4304
SID Mailing Address: Sports Information, Seton Hall Univ., 400 So. Orange Ave., South Orange , NJ 07079
Basketball Office Phone: (201) 761-9070
Best Time to Reach Coach: 10 a.m. - noon

COACHING STAFF INFORMATION

Head Coach (Alma Mater): P.J. Carlesimo (Fordham, '71)
Record at Seton Hall (Years): 76-105 (6)
Overall Record (Years): 155-209 (13)
Assistant Coaches (Alma Maters, Years): John Carrol (Dickinson, '77), Rod Baker (Holy Cross), Tom Sullivan (Forham, '72), Bruce Hamburger (Kean '84)

OUTLOOK INFORMATION

1987-88 Record: 22-13 **Conference Record (Place):** 8-8 (5th)
1987-88 Postseason Play: NCAA defeated UTEP in first game, lost to Arizona in 2nd game

Starters Lost--Name	Pos.	Ht.	Wt.	PPG	RPG
Mark Bryant	F	6-9	245	20.5	9.1
Martin Salley	F	6-5	190	5.9	4.5

Starters Returning--Name	Pos.	Ht.	Wt.	PPG	RPG
John Morton	G	6-3	175	12.8	1.9
Ramon Ramos	C	6-8	250	9.6	5.8
Gerald Greene	G	6-1	180	3.0	1.3

Top Newcomers--Name	Pos.	Ht.	Wt.	PPG	RPG
Anthony Avent	C	6-9	225		
Andrew Gaze	F/G	6-6	200		
Trevor Crowley	G	6-3	190		
Gordon Winchester	F	6-7	205		

SERIES INFORMATION

Series Record: 0-1 **First Meeting:** 1981
Last Game: 1981 UKIT **Score:** 72-98
Series Record in Lexington: 0-1
Series Record in S. Orange: 0-0
Series at Other Sites: 0-0
Coach Carlesimo's Record vs. Kentucky: n/a

1988-89 Roster

NO	NAME	POS	HT	WT	CL	HOMETOWN
32	Anthony Avent	C	6-9	225	So.	Newark, N.J./Shabazz
22	Larry Bland	G	6-3	180	Jr.	Glassboro, N.J./Glassboro
31	M. Cooper	F	6-5	215	Jr.	Atlanta, Ga./Archer
21	Trevor Crowley	G	6-3	190	Jr.	Fremont, Calif./Washington
10	Andrew Gaze	F-G	6-6	200	Jr.	Melbourne, Australia
15	Gerald Greene	G	6-1	180	Sr.	Brooklyn, N.Y./Westinghouse
52	Nick Katsikis	F	6-6	190	Jr.	Cherry Hill, N.J./Cherry Hill East
20	Khyiem Long	F	6-7	240	Sr.	Bronx, N.Y./Adlai Stevenson
23	John Morton	G	6-3	175	Sr.	Bronx, N.Y./Walton
25	Ramon Ramos	C	6-8	250	Sr.	Canovanas, P.R./Colegio San Jose
14	Jose Rebimbas	G	6-0	180	Jr.	Newark, N.J./Seton Hall Prep
30	Frantz Volcy	F	6-8	215	Jr.	E. Orange, N.J./Seton Hall Prep
24	Daryll Walker	F	6-8	215	Sr.	New York, N.Y./All Hallows
4	P. Wigington	G	5-4	140	Sr.	Inglewood, Calif./Morningside
	G. Winchester	F	6-7	205	Fr.	Bronx, N.Y./St. Michael's

OPPONENTS

AUBURN
January 25 in Lexington
February 20 in Auburn


Sonny Smith


John Caylor

GENERAL INFORMATION

Location: Auburn, Ala.
Founded: October 1, 1856
Conference: Southeastern
Colors: Burnt Orange & Navy Blue

Athletic Director: Pat Dye

Enrollment: 19,700
President: Dr. James E. Martin
Nickname: Tigers
Arena (Capacity): Joel H. Eaves Memorial Coliseum (12,500)
Office Phone: (205) 826-4750

MEDIA INFORMATION

Sports Information Director: David Housel
Office Phone: (205) 826-4750
Home Phone: (205) 887-7618
Basketball Contact: John Lewandowski
Office Phone: (205) 826-4750
Home Phone: (205) 826-7396
Press Row Phone: (205) 826-2907
SID Mailing Address: P.O. Box 351, Auburn, AL 36831-0351
Basketball Office Phone: (205) 826-4750
Best Time to Reach Coach Smith: 8:00-9:30 a.m.

OUTLOOK INFORMATION

1987-88 Record: 19-11
Conference Record (Place): 11-7 (T2)
1987-88 Postseason Play: 1-1 in NCAA Tournament

Starters Lost--Name	Pos.	Ht.	Wt.	PPG	RPG
Chris Morris	F	6-8	210	20.7	9.8
Jeff Moore	C	6-7	240	18.6	9.2
Terrance Howard	G	6-1	170	8.1	2.7
Starters Returning--Name	**Pos.**	**Ht.**	**Wt.**	**PPG**	**RPG**
John Caylor	F	6-7	220	8.9	5.0
Derrick Dennison	G	6-4	185	6.6	2.6
Top Newcomers--Name	**Pos.**	**Ht.**	**Wt.**	**PPG**	**RPG**
Kelvin Ardister	F	6-6	210	16.0	11.0
Zane Arnold	F	6-7	210	19.7	11.6
Ronnie Battle	G	6-2	150	24.2	7.0
Kirt Hankton	G	6-4	210	20.6	7.0
Corey Walker	F	6-9	200	21.0	10.0

COACHING STAFF INFO

Head Coach (Alma Mater): Sonny Smith (Milligan, '58)
Record at Auburn (Years): 164-135 (10)
Overall Record (Years): 194-158 (12)
Assistant Coaches (Alma Maters, Years): Ned Fowler (East Texas State,'66), Lawrence Johnson (Emory & Henry, '60), Otis Johnson (Stetson, '76)

SERIES INFORMATION

Series Record: 14-58
First Meeting: 1920-21
Last Game: Feb. 10, 1988
Score: 62-69
Series Record in Lexington: 2-33
Series Record in Auburn: 10-17
Series at Other Sites: 2-8
Coach Smith's Record vs. Kentucky: 6-18

1988-89 Roster

NO	NAME	POS	HT	WT	CL	HOMETOWN
15	Kelvin Ardister	F	6-6	210	Jr.	Decatur, Ga./SW DeKalb
40	Zane Arnold	F	6-7	210	So.	Birmingham, Ala./Parker
21	Ronnie Battle	G	6-2	150	Fr.	Seale, Ala./Chavala
12	Johnny Benjamin	G	6-2	190	Fr.	Orlando, Fla./Central Florida Academy
44	Chris Brandt	F	6-6	225	Fr.	Auburn, Ala./Auburn
30	Keenan Carpenter	G	6-3	180	Sr.	Rutherfordton, N.C./R.S. Central
22	John Caylor	F	6-7	220	Jr.	Talbott, Tenn. (Morrison West)
24	Derrick Dennison	G	6-4	185	Jr.	Atlanta, Ga./Douglass
14	Reggie Gallon	G	6-0	165	Fr.	Miami, Fla./Miami Edison
25	Matt Geiger	C	6-11	215	So.	Clearwater, Fla./Countryside
3	Kirt Hankton	G	6-4	210	Jr.	New Orleans, La./De LaSalle
20	Dustin Hester	G	6-3	185	So.	Crestview, Fla./Crestview
23	Pete McBee	G	6-2	170	So.	Columbia, Tenn./Columbia Central
34	Robert McKie	C	6-7	260	Fr.	Miami, Fla./Miami Carol City
32	Corey Walker	F	6-9	200	Fr.	Orlando, Fla./Jones

1987-88 RESULTS

South Alabama, 120-67	ALABAMA, 84-74
VCU, 93-80	Ole Miss, 66-69
UT-Martin, 99-77	LSU, 69-78
*San Jose State, 70-65	Florida, 58-57
*Illinois, 103-107 (ot)	KENTUCKY, 62-69
GRAMBLING, 98-59	GEORGIA, 64-57
MERCER, 80-48	Mississippi State, 77-61
#Villanova, 65-64	TENNESSEE, 73-68
#Georgia Tech, 72-83	Vanderbilt, 81-68
FLORIDA, 72-67	Alabama, 77-82
Kentucky, 53-52	OLE MISS, 92-76
Georgia, 68-87	LSU, 89-80
MISS. STATE, 65-67	**Georgia, 60-65
Tennessee, 64-75	##Bradley, 90-86
VANDERBILT, 71-75	##Oklahoma, 87-107

*Illini Classic, Champaign, Ill.
#Cotton State Classic, Atlanta, Ga.
**SEC Tournament, Baton Rouge, La.
##NCAA Southeast Regional, Atlanta, Ga.

1988-89 SCHEDULE

11/26	MOUNT ST. MARY'S
11/29	GEORGIA STATE
12/3	MERCER
12/10	TEXAS SOUTHERN
12/14	At Vanderbilt
12/17	JACKSON STATE
12/20	At VCU
12/28-29	At Red Lobster Classic
1/4	TENNESSEE
1/7	At LSU
1/11	At Mississippi State
1/14	FLORIDA
1/18	OLE MISS
1/21	At UAB
1/25	At Kentucky
1/28	ALABAMA
2/1	GEORGIA
2/4	At Tennessee
2/8	LSU
2/11	MISSISSIPPI STATE
2/15	At Florida
2/18	At Ole Miss
2/20	KENTUCKY
2/22	VANDERBILT
3/1	At Alabama
3/4	At Georgia

OPPONENTS

AUSTIN PEAY
December 27
in Louisville

AUSTIN PEAY STATE GOVERNORS


Lake Kelly


Vincent Brooks

GENERAL INFORMATION

Location: Clarksville, Tenn.
Founded: 1927
Conference: Ohio Valley
Colors: Red and White
Athletic Director: Tim Waiser
Enrollment: 5,000
President: Dr. Oscar C. Page
Nickname: Governors
Arena (Capacity): Dunn Center (9,000)
Office Phone: (615) 648-7561

MEDIA INFORMATION

Sports Information Director: Brad Kirtley
Office Phone: (615) 648-7903
Home Phone: (615) 647-0992
Basketball Contact: Brad Kirtley
Office Phone: (615) 648-7903
Home Phone: (615) 647-0992
Press Row Phone: (615) 648-7191
SID Mailing Address: College Street, P.O. Box 4665, Clarksville, TN 37044
Basketball Office Phone: (615) 648-7615
Best Time to Reach Coach Kelly: 10 a.m. - 12 noon

OUTLOOK INFORMATION

1987-88 Record: 17-13
Conference Record (Place): 10-4 (T 3rd)

Starters Lost–Name	Pos.	Ht.	Wt.	PPG	RPG
Barry Sumpter	C	7-0	245	15.3	9.5
Andre Harris	F	6-7	202	14.1	6.3
Starters Returning–Name	**Pos.**	**Ht.**	**Wt.**	**PPG**	**RPG**
Keith Rawls	G	6-2	183	9.9	2.3
Darrin Smith	G	5-8	169	3.9	1.4
Top Newcomers–Name	**Pos.**	**Ht.**	**Wt.**	**PPG**	**RPG**
Russ Chadwell	G	6-0	175	18.0	7.2

COACHING STAFF INFO

Head Coach (Alma Mater): Lake Kelly (Georgia Tech, 1956)
Record at Austin Peay (Years): 161-91 (9)
Overall Record (Years): 192-115 (11)
Assistant Coaches (Alma Maters, Years): Steve Hill (Marshall, '63), Rick Stansbury (Campbellsville College, '82), Brian Kelly (Morehead State, '86) part-time, Bobby Luna (Austin Peay, '88) Graduate Asst.

SERIES INFORMATION

Series Record: 0-2
First Meeting: 1973
Last Game: 11/29/86
Score: 69-71
Series Record in Lexington: 0-1
Series Record in Clarksville: 0-0
Series at Other Sites: 0-1
Coach Kelly's Record vs. Kentucky: 0-1

1987-88 RESULTS

EVANSVILLE, 79-86
Kentucky Wesleyan, 70-68
Western Kentucky, 69-59
Illinois, 62-100
Michigan, 67-88
UT-Martin, 65-63
Wichita State, 66-72
MICHIGAN STATE, 85-77
Toledo, 55-58
Providence, 99-105
Oklahoma, 69-109
Tennessee State, 73-70
MOREHEAD STATE, 93-64
EASTERN KENTUCKY, 78-64
Tennessee Tech, 78-56
Middle Tennessee, 67-74
BERRY COLLEGE, 100-68
Youngstown State, 78-68
Murray State, 74-71
MURRAY STATE, 70-83
YOUNGSTOWN STATE, 91-54
TENNESSEE STATE, 79-67
Eastern Kentucky, 86-100
Morehead State, 90-88
MIDDLE TENNESSEE, 70-73
TENNESSEE STATE, 81-78
Louisville, 78-84
TENNESSEE STATE, 81-78
Middle Tennessee, 94-82
Murray State, 70-73

1988-89 SCHEDULE

11/25	MARSHALL
11/28	LANDER COLLEGE
12/2-3	ACME BOOT SHOWDOWN
12/8	ALABAMA-HUNTSVILLE
12/10	At Evansville
12/17	At Michigan State
12/19	HENDERSON STATE
12/22-23	Old Style Classic
12/27	At Kentucky
12/31	At Toledo
1/3	BUTLER
1/7	At Murray State
1/9	At Butler
1/14	At Eastern Kentucky
1/16	At Morehead State
1/21	TENNESSEE TECH
1/28	MIDDLE TENNESSEE
1/30	TENNESSEE STATE
2/4	MURRAY STATE
2/6	At Marquette
2/11	At Tennessee State
2/13	At Middle Tennessee
2/20	At Tennessee Tech
2/25	MOREHEAD STATE
2/27	EASTERN KENTUCKY

1988-89 Roster

NO	NAME	POS	HT	WT	CL	HOMETOWN
4	Vincent Brooks	G	6-1	160	Sr.	Clarksville, Tenn./Northwest
24	Tommy Brown	F	6-7	230	So.	Columbus, Ga./Jordan/Hiwasee JC
35	Joe Busateri	C	6-8	200	Jr.	Milwaukee, Wis./Vincent
15	Russ Chadwell	G	6-0	175	Fr.	Manchester, Ky./Clay County
33	Myron DeVoe	F	6-8	204	Jr.	Louisville, Ky./Western
23	Barry Howard	F	6-8	195	So.	Miami, Fla./Carol City
25	Doug Johnson	F	6-6	190	Fr.	Bardstown, Ky./Bardstown
44	Javin Johnson	F-C	6-8	220	Jr.	Miami, Fla./Carol City
32	Timmy Johnson	G	6-5	175	Jr.	Memphis, Tenn./Catholic / Hiwasee JC
5	Nate Jones	G	5-11	170	Jr.	Miami, Fla./Carol City
3	Kent McKenzie	G	6-2	175	So.	Cincinnati, Ohio / Moeller
20	Keith Rawls	G	6-2	183	Sr.	Chattanooga, Tenn./Brainerd
10	Darrin Smith	G	5-8	169	So.	Winchester, Ky./George Rogers Clark
11	Donald Tivis	G	5-10	155	So.	Paducah, Ky./ Tilghman
34	LaMonte Ware	G	6-3	185	So.	Hopkinsville, Ky./Hopkinsville

OPPONENTS

DUKE
November 19
in Springfield, Mass.


Mike Krzyzewski


Danny Ferry

GENERAL INFORMATION

Location: Durham, N.C.
Founded: 1924
Conference: Atlantic Coast
Colors: Royal Blue and White
Athletic Director: Tom Butters
Enrollment: 1924
President: Keith Brodie, M.D.
Nickname: Blue Devils
Arena (Capacity): Cameron Indoor Stadium (8,564)
Office Phone: (919) 684-2431

MEDIA INFORMATION

Sports Information Director: John Roth
Office Phone: (919) 684-2633
Home Phone: (919) 471-9514
Basketball Contact: John Roth
Office Phone: (919) 684-2633
Home Phone: (919) 471-9514
Press Row Phone: (919) 684-6186
SID Mailing Address: 115 Cameron Indoor Stadium, Durham, NC 27706
Basketball Office Phone: (919) 684-3777
Best Time to Reach Coach Krzyzewski: Mid Morning

OUTLOOK INFORMATION

1987-88 Record: 28-7
Conference Record (Place): 9-5 (1st)
1987-88 Postseason Play: NCAA Final Four

Starters Lost–Name	Pos.	Ht.	Wt.	PPG	RPG
Billy King	F	6-6	205	5.1	3.3
Kevin Strickland	G	6-5	195	16.1	4.5
Starters Returning–Name	**Pos.**	**Ht.**	**Wt.**	**PPG**	**RPG**
Danny Ferry	F	6-10	230	19.1	7.6
Robert Brickey	C	6-5	205	10.5	5.1
Quin Snyder	G	6-3	170	8.3	2.5
Top Newcomers–Name	**Pos.**	**Ht.**	**Wt.**	**PPG**	**RPG**
Christian Laettner	C/F	6-10	225	27.8	17.5
Crawford Palmer	C/F	6-6	225	21.0	12.6
Brian Davis	F	6-6	185	16.5	10.0

COACHING STAFF INFO

Head Coach (Alma Mater): Mike Krzyzewski (Army '69)
Record at Duke (Years): 174-84 (8)
Overall Record (Years): 247-143 (13)
Assistant Coaches (Alma Maters, Years): Bob Bender (Duke '80), Mike Brey (George Washington '82), Pete Gaudet (Boston U. '66), Tommy Amaker (Duke '87)

SERIES INFORMATION

Series Record: 4-10
First Meeting: 1930
Last Game: 1980
Score: 55-54
Series Record in Lexington: 0-5
Series Record in Durham: 1-1
Series at Other Sites: 3-4
Coach Krzyzewski's Record vs. Kentucky: 1st meeting

1987-88 RESULTS

APPALACHIAN STATE, 110-74
EAST CAROLINA, 94-45
Northwestern, 79-57
Davidson, 105-71
HARVARD, 121-62
Florida, 93-70
Arizona, 85-91
WILLIAM & MARY, 101-70
MIAMI, 107-69
Virginia, 77-59
ST. LOUIS, 69-53
MARYLAND, 69-72
North Carolina, 70-69
Wake Forest, 103-70
Stetson, 81-78
CLEMSON, 101-63
GEORGIA TECH, 78-65
N.C. STATE, 74-77
NOTRE DAME, 70-61
WAKE FOREST, 98-67
Maryland, 90-83
VIRGINIA, 73-54
Kansas, 74-70 (ot)
N.C. State, 78-89
Georgia Tech, 87-91
Clemson, 77-79
NORTH CAROLINA, 96-81
Virginia, 60-48
N.C. State, 73-71
North Carolina, 65-61
Boston Univ., 85-69
SMU, 94-79
Rhode Island, 73-72
Temple, 63-53
Kansas, 59-66

1988-89 SCHEDULE

11/19	Kentucky
12/26	THE CITADEL
12/30	EAST CAROLINA
12/3	NORTHWESTERN
12/5	STETSON
12/10	At Miami
12/21	WAKE FOREST
12/29	CORNELL
1/3	At Washington
1/5	DAVIDSON
1/7	At Virginia
1/11	WILLIAM AND MARY
1/14	At Maryland
1/18	NORTH CAROLINA
1/21	At Wake Forest
1/26	At N.C. State
1/29	CLEMSON
2/2	At Georgia Tech
2/5	At Notre Dame
2/8	VIRGINIA
2/11	MARYLAND
2/14	At Harvard
2/18	KANSAS
2/20	GEORGIA TECH
2/23	N.C. STATE
2/26	Arizona
3/1	At Clemson
3/5	At North Carolina

1988-89 Roster

NO	NAME	POS	HT	WT	CL	HOMETOWN
30	Alaa Abdelnaby	C	6-10	240	Jr.	Bloomfield, N.J./Bloomfield
21	Robert Brickley	F	6-5	205	Jr.	Fayetteville, N.C./E.E.Smith
45	Clay Buckley	F-C	6-10	225	So.	Wayne, Penn./Conestoga
42	George Burgin	C	7-0	215	Jr.	Fairfax, Va./Woodson
13	Joe Cook	G	6-2	195	So.	Lincoln, Ill./Lincoln Community
23	Brian Davis	G-F	6-6	185	Fr.	Bladensburg, Md./Bladensburg
35	Danny Ferry	F	6-10	230	Sr.	Bowie, Md./DeMatha
44	Phil Henderson	G	6-4	170	Jr.	University Park, Ill./Crete Monee
32	Christian Laettner	F-C	6-10	225	Fr.	Angola, N.Y./Nicholls
22	Greg Koubek	F	6-6	205	So.	Clifton Park, N.Y./Shenandoah
34	Crawford Palmer	C	6-10	225	Fr.	Arlington, Va./Washington-Lee
33	John Smith	F	6-7	225	Sr.	Ft. Washington, Md./Friendly Senior
14	Quin Snyder	G	6-3	175	Sr.	Mercer Island, Wash./Mercer Island

OPPONENTS

FLORIDA

January 12 in Gainesville
February 11 in Lexington



Norm Sloan



Dwayne Schintzius

GENERAL INFORMATION

Location: Gainesville, Fla.
Founded: 1853
Conference: Southeastern
Colors: Orange & Blue
Athletic Director: Bill Arnsparger
Enrollment: 34,700
President: Marshall Criser
Nickname: Gators
Arena (Capacity): Stephen C. O'Connell Center, (12,000)
Office Phone: (904) 375-4683

MEDIA INFORMATION

Sports Information Director: John Humenik
Office Phone: (904) 375-4683
Home Phone: (904) 377-1908
Basketball Contact: Joel Glass
Office Phone: (904) 375-4683
Home Phone: (904) 375-2631
Press Row Phone: (904) 371-0821/0537
SID Mailing Address: P.O. Box 14485, Gainesville, FL 32604-2485
Basketball Office Phone: (904) 375-4683
Best Time to Reach Coach Sloan: Mornings and 1-2 p.m. EDT

OUTLOOK INFORMATION

1987-88 Record: 23-12
Conference Record (Place): 11-7 (T 2nd)
1987-88 Postseason Play: 1-1 NCAA def. St. John's 62-59, lost to Michigan 85-108

Starters Lost–Name	Pos.	Ht.	Wt.	PPG	RPG
Vernon Maxwell	G	6-5	188	20.2	4.2
Pat Lawrence	F	6-7	201	7.2	3.7
Ronnie Montgomery	G	6-1	176	6.0	
Starters Returning–Name	**Pos.**	**Ht.**	**Wt.**	**PPG**	**RPG**
Dwayne Schintzius	C	7-2	250	14.4	6.5
Livingston Chatman	F	6-7	242	12.6	6.4
Top Newcomers–Name	**Pos.**	**Ht.**	**Wt.**	**PPG**	**RPG**
Stacey Poole	F	6-5	200	20.6	10.6
Jose Ramos	G	6-2	175	20.0	9.0
Johnny Walker	F	6-7	220	34.5	23.6

COACHING STAFF INFO

Head Coach (Alma Mater): Norm Sloan (N.C. State, '51)
Record at Florida (Years): 214-181 (14)
Overall Record (Years): 606-382 (36)
Assistant Coaches (Alma Maters, Years): Monte Towe (N.C. State, '74), Kenny McCraney (Florida, '82), Phil Weber (N.C. State, '84)

SERIES INFORMATION

Series Record: 17-54
First Meeting: 1927
Last Game: 1988
Score: 83-76
Series Record in Lexington: 4-25
Series Record in Gainesville: 11-21
Series at Other Sites: 2-8
Coach Sloan's Record vs. Kentucky: 7-22

1988-89 Roster

NO	NAME	POS	HT	WT	CL	HOMETOWN
32	L. Chatman	F	6-7	242	So.	Lakeland, Fla./Kathleen
50	Dwayne Davis	F	6-7	215	So.	St. Petersburg, Fla./Dixie Hollins
20	Renaldo Garcia	G	6-2	170	So.	Tampa, Fla./Tampa Catholic
12	Brian Hogan	G	6-2	175	Fr.	Kokomo, Ind./Kokomo
13	Wyndel Jenkins	G	5-10	171	So.	Hawthorne, Fla./Hawthorne
23	Clifford Lett	G	6-3	176	Sr.	Pensacola, Fla./Pensacola
44	Kelly McKinnon	G-F	6-5	185	Fr.	Norcross, Ga./Norcross
22	Stacey Poole	G	6-5	200	Fr.	Jacksonville, Fla./Forrest
42	Cesar Portillo	C-F	6-9	240	Fr.	Miami, Fla./Miami Senior
10	Jose Ramos	G	6-2	175	Fr.	Miami, Fla./Miami Senior
33	Dwayne Schintzius	C	7-2	250	Jr.	Brandon, Fla./Brandon
21	Tim Turner	F	6-7	170	Fr.	Melbourne, Fla./Eau Gallie
34	Johnny Walker	F	6-7	220	Fr.	Quincy, Fla./Quincy

1987-88 RESULTS

JACKSONVILLE, 82-52
GEORGIA TECH, 80-69
Iowa State, 96-89
Seton Hall, 70-68
Southern Methodist, 76-82
FLORIDA STATE, 71-48
OHIO STATE, 102-69
SOUTH FLORIDA, 83-69
Duke, 70-93
Michigan State, 83-59
Pittsburgh, 68-80
TOWSON STATE, 77-55
Auburn, 67-72
GEORGIA, 87-70
Mississippi State, 69-52
MISSISSIPPI, 77-72
Kentucky, 58-56
Tennessee, 76-56
LOUISIANA STATE, 61-50
Vanderbilt, 65-92
Alabama, 74-64
AUBURN, 57-58
Georgia, 65-71
MISSISSIPPI STATE, 89-52
Miami, 83-73
Mississippi, 75-82
KENTUCKY, 83-76
TENNESSEE, 63-65
VANDERBILT, 81-65
ALABAMA, 52-45
Louisiana State, 69-86
Tennessee, 67-60
Georgia, 70-72
St. John's, 62-59
Michigan, 85-108

1988-89 SCHEDULE

11/8	SOLNA BASKET
11/11	ATHLETES IN ACTION
11/25-28	Alaska Shootout
11/30	SIENA COLLEGE
12/3	At Florida State
12/6	At Illinois
12/10	LOUISIANA STATE
12/19	MIAMI
12/22	PITTSBURGH
12/27-29	Holiday Festival
1/5	At Mississippi State
1/7	At Georgia
1/9	At South Florida
1/12	KENTUCKY
1/14	At Auburn
1/18	At Tennessee
1/21	MISSISSIPPI STATE
1/25	At Vanderbilt
2/1	ALABAMA
2/4	Stanford
2/5	OLE MISS
2/8	GEORGIA
2/11	At Kentucky
2/15	AUBURN
2/18	TENNESSEE
2/22	At Mississippi State
2/25	VANDERBILT
3/1	At Louisiana State
3/4	At Alabama

OPPONENTS

GEORGIA

January 4 in Lexington
February 5 in Athens



Hugh Durham



Patrick Hamilton

GENERAL INFORMATION

Location: Athens, Ga.
Founded: 1785
Conference: Southeastern
Colors: Red and Black
Athletic Director: Vince Dooley
Enrollment: 26,000
President: Dr. Charles Knapp
Nickname: Bulldogs
Arena (Capacity): Georgia Coliseum (11,200)
Office Phone: (404) 542-1307

MEDIA INFORMATION

Sports Information Director: Claude Felton
Office Phone: (404) 542-1621
Home Phone: (404) 543-3910
Basketball Contact: Norm Reilly
Office Phone: (404) 542-1621
Home Phone: (404) 546-6811
Press Row Phone: (404) 542-8052
SID Mailing Address: University of Georgia Athletic Assoc., P.O. Box 1472, Athens Ga. 30613
Basketball Office Phone: (404) 542-1432
Best Time to Reach Coach Durham: 9-11 a.m. M-F

OUTLOOK INFORMATION

1987-88 Record: 20-16
Conference Record (Place): 8-10 (7th)
1987-88 Postseason Play: Advanced to 2nd round of NIT

Starters Lost–Name	Pos.	Ht.	Wt.	PPG	RPG
Willie Anderson	G	6-7	190	16.7	5.1

Starters Returning–Name	Pos.	Ht.	Wt.	PPG	RPG
Alec Kessler	C	6-10	225	12.6	5.6
Pat Hamilton	G	6-2	175	10.2	2.3
Rod Cole	F	6-4	175	3.9	2.0

Top Newcomers–Name	Pos.	Ht.	Wt.	PPG	RPG
Lemuel Howard	F	6-7	210	12.0	4.0
Litterial Green	G	6-2	180	39.7	9.5
Marshall Wilson	F	6-8	210	22.7	11.8
Elmore Spencer	C	6-11	260		

COACHING STAFF INFO

Head Coach (Alma Mater): Hugh Durham (Florida State, 1959)
Record at Georgia (Years): 184-124
Overall Record (Years): 414-219 (22)
Assistant Coaches (Alma Maters, Years): Tevester Anderson (Arkansas AM&N, '62), Larry Gay (Florida State, '73)

SERIES INFORMATION

Series Record: 14-76
First Meeting: 1921
Last Game: 1988
Score: 57-62
Series Record in Lexington: 2-38
Series Record in Athens: 9-22
Series at Other Sites: 3-16
Coach Durham's Record vs. Kentucky: 6-19

1988-89 Roster

NO	NAME	POS	HT	WT	CL	HOMETOWN
35	Neville Austin	F-C	6-10	210	So.	St. Croix, V.I./Auburn (Ala.) HS
32	Arlando Bennett	F-C	6-10	205	Fr.	Colbert, Ga./Madison County
22	Rod Cole	F-G	6-4	175	So.	Conyers, Ga./Rockdale
34	Mike Green	F	6-9	215	Fr.	Fort Meyers, Fla./Cape Coral
14	Pat Hamilton	G	6-2	175	Sr.	Gainesville, Ga./Gainesville
23	Mike Harron	G	6-2	180	Jr.	Atlanta, Ga./Marist
25	Lemuel Howard	F	6-7	210	So.	Atlanta, Ga./University of Miami
33	Alec Kessler	F-C	6-10	225	Jr.	Roswell, Ga./Roswell
21	Toney Mack	F	6-5	205	Sr.	Tampa, Fla./Brandon
20	Sebastian Neal	G	6-5	182	Fr.	College Park, Ga./North Clayton
12	Jody Patton	G	6-4	180	So.	Tifton, Ga./Tift County
24	Elmore Spencer	C	6-11	260	Fr.	Atlanta, Ga./Washington
44	Marshall Wilson	F	6-8	200	So.	Carnesville, Ga./Connors State JC

1987-88 RESULTS

Southern University, 93-87
Southwestern Louisiana, 68-86
VALDOSTA STATE, 86-47
Georgia Tech, 77-78
UNC-ASHEVILLE, 95-65
Augusta College, 92-76
New Orleans, 81-77
Alabama-Birmingham, 85-66
Japan All Stars, 66-62
LaSalle, 79-71
Virginia, 54-87
Oklahoma, 90-93
BAPTIST COLLEGE, 105-56
Kentucky, 77-85
Alabama, 59-57
Florida, 70-87
AUBURN, 87-68
LSU, 59-50
Vanderbilt, 77-92
Mississippi State, 72-80
OLE MISS, 86-70
Tennessee, 81-92
ALABAMA, 67-54
FLORIDA, 71-65
Auburn, 57-64
LSU, 62-63
VANDERBILT, 71-77
MISSISSIPPI STATE, 49-35
Ole Miss, 72-75
Kentucky, 72-80
TENNESSEE, 80-69
Mississippi State, 64-43
Auburn, 65-60
Florida, 72-70
Kentucky, 57-62
GEORGIA SOUTHERN, 53-48
Middle Tennessee State, 59-61

1988-89 SCHEDULE

11/18-25	Big Apple Preseason NIT
11/28	At Jacksonville
12/2-3	At Amana-Hawkeye Classic
12/10	AUGUSTA COLLEGE
12/17	At Georgia Tech
12/19	NORTH CAROLINA-ASHEVILLE
12/22	ALABAMA
12/29-30	At Cotton States Kiwianis Classic
1/4	At Kentucky
1/7	FLORIDA
1/11	At Alabama
1/14	At Vanderbilt
1/19	At Mississippi State
1/21	OLE MISS
1/25	LSU
1/28	At Tennessee
2/2	At Auburn
2/5	KENTUCKY
2/8	At Florida
2/12	At New Mexico
2/15	VANDERBILT
2/18	MISSISSIPPI STATE
2/22	At Ole Miss
2/25	At LSU
3/1	TENNESSEE
3/4	AUBURN

OPPONENTS

INDIANA
December 20
in Lexington


Bob Knight


Jay Edwards

GENERAL INFORMATION

Location: Bloomington, Ind.
Founded: 1820
Conference: Big Ten
Colors: Cream & Crimson
Athletic Director: Ralph Floyd
Enrollment: 33,000
President: Thomas Ehrich
Nickname: Hoosiers
Arena (Capacity): Assembly Hall (17,357)
Office Phone: (812) 335-1966

MEDIA INFORMATION

Sports Information Director: Kit Klingelhoffer
Office Phone: (812) 335-2421
Home Phone: (812) 332-4990
Basketball Contact: Kit Klingelhoffer
Office Phone: (812) 335-2421
Home Phone: (812) 332-4990
Press Row Phone: (812) 335-2754
SID Mailing Address: Assembly Hall, Bloomington, IN 47405
Basketball Office Phone: (812) 335-2238
Best Time to Reach Coach Knight: 10-12 a.m. M-Thur.

OUTLOOK INFORMATION

1987-88 Record: 19-10
Conference Record (Place): 11-7 (5th)
1987-88 Postseason Play: lost to Richmond, 72-69 in First Round NCAA Tourney

Starters Lost–Name	Pos.	Ht.	Wt.	PPG	RPG
Dean Garrett	C	6-10	220	16.1	8.5
Keith Smart	G	6-1	172	13.2	3.0
Steve Eyl	F	6-6	200	4.2	2.6

Starters Returning–Name	Pos.	Ht.	Wt.	PPG	RPG
Jay Edwards	G-F	6-5	180	15.6	2.2
Joe Hillman	G	6-2	190	7.1	2.6

Top Newcomers–Name	Pos.	Ht.	Wt.	PPG	RPG
Eric Anderson	F-C	6-9	220	18.5	9.2
Chucky White	F	6-6	210	22.3	9.8
Matt Nover	F	6-8	205	18.0	10.5
Jamal Meeks	G	6-0	180	17.6	6.0

1987-88 RESULTS

MIAMI (Ohio), 90-65
NOTRE DAME, 76-59
Kentucky, 76-82 (ot)
VANDERBILT, 63-61
JAMES MADISON, 84-52
WASHINGTON STATE, 63-56
EASTERN KENTUCKY, 103-75
Louisville, 69-81
Pennsylvania, 94-54
Stanford, 83-73
Iowa, 70-84
Northwestern, 64-66
WISCONSIN, 55-53
Michigan State, 74-75 (ot)
MICHIGAN, 60-72
Ohio State, 75-71
PURDUE, 82-79
MINNESOTA, 92-63
Illinois, 75-74
NORTHWESTERN, 74-45
Michigan, 72-92
MICHIGAN STATE, 95-58
Purdue, 85-95
Wisconsin, 84-74
ILLINOIS, 65-75
OHIO STATE, 85-77
Minnesota, 91-85
IOWA, 116-89
Richmond, 69-72

COACHING STAFF INFO

Head Coach (Alma Mater): Bob Knight (Ohio State, '62)
Record at Indiana (Years): 385-129 (17)
Overall Record (Years): 487-179 (23)
Assistant Coaches (Alma Maters, Years): Joby Wright (Indiana, '72), Ron Felling (Indiana State, '61), Dan Dakich (Indiana, '85), Tates Locke (Ohio Wesleyan, '60)

SERIES INFORMATION

Series Record: 16-15
First Meeting: 1925
Last Game: 1987
Score: 76-82 (ot)
Series Record in Lexington: 3-9
Series Record in Bloomington: 8-3
Series at Other Sites: 5-3
Coach Knight's Record vs. Kentucky: 10-10

1988-89 SCHEDULE

11/18	Illinois State at Big Apple NIT
11/20	Big Apple NIT
11/23 & 25	Big Apple NIT
11/29	At Miami (Ohio)
12/3	Bank One / Big Four Classic--Louisville
12/6	At Notre Dame
12/9-10	Indiana Classic
12/17	TEXAS-EL PASO
12/20	At Kentucky
12/23	IOWA STATE
12/28-29	HOOSIER CLASSIC AT MARKET SQUARE ARENA
1/4	OHIO STATE
1/9	At Purdue
1/14	NORTHWESTERN
1/19	At Wisconsin
1/21	MICHIGAN STATE
1/23	At Michigan
1/28	At Illinois
1/30	IOWA
2/4	MINNESOTA
2/9	At Northwestern
2/12	PURDUE
2/19	MICHIGAN
2/23	At Michigan State
2/25	At Minnesota
3/1	At Ohio State
3/4 or 5	ILLINOIS
3/9	WISCONSIN
3/11	At Iowa

1988-89 Roster

NO	NAME	POS	HT	WT	CL	HOMETOWN
32	Eric Anderson	F	6-9	206	Fr.	Chicago, Ill./St. Francis deSales
52	Michael Boykin	F-C	6-8	240	Fr.	Atlanta, Ga./Southside
3	Jay Edwards	G-F	6-4	178	So.	Marion, Ind./Marion
44	Joe Hillman	G	6-2	190	Sr.	Glendale, Calif./Hoover
11	Todd Jadlow	F-C	6-9	227	Sr.	Salina, Kan./Sacred Heart
4	Lyndon Jones	G	6-2	182	So.	Marion, Ind./Marion
23	Jamal Meeks	G	6-0	180	Fr.	Freeport, Ill./Freeport
24	Matt Nover	F	6-8	205	Fr.	Chesterton, Ind./Chesterton
35	Jeff Oliphant	G	6-5	205	Jr.	Lyons, Ind./L and M
14	Magnus Pelkowski	C	6-10	220	Sr.	Bogota, Columbia/Colegil Atlztia
10	Mark Robinson	F	6-5	183	Jr.	Marion, Ind./Simi Valley
45	Brian Sloan	F-C	6-8	212	Sr.	McLeansboro, Ill./McLeansboro
42	Kreigh Smith	G-F	6-7	220	Sr.	Tipton, Ind./Tipton
5	Chucky White	F	6-6	210	Jr.	Charlotte, N.C./W. MacLemburg

OPPONENTS

LSU
January 14 in Lexington
February 15 in Baton Rouge



Dale Brown



Ricky Blanton

GENERAL INFORMATION

Location: Baton Rouge, La.
Founded: 1860
Conference: Southeastern
Colors: Purple and Gold
Athletic Director: Joe Dean
Enrollment: 27,000
Chancellor: James H. Wharton
Nickname: Fighting Tigers
Arena (Capacity): Pete Maravich Assembly Center (14,236)
Office Phone: (504) 388-3600

MEDIA INFORMATION

Sports Information Director: Herb Vincent
Office Phone: (504) 388-8226
Home Phone: (504) 767-5043
Basketball Contact: Kent Lowe
Office Phone: (504) 388-8226
Home Phone: tba
Press Row Phone: (504) 388-8226
SID Mailing Address: LSU Sports Information, P.O. Drawer V, Baton Rouge, LA 70894-9008
Basketball Office Phone: (504) 388-8217
Best Time to Reach Coach Brown: 8 a.m - noon, weekdays

OUTLOOK INFORMATION

1987-88 Record: 16-14
Conference Record (Place): 10-8 (4th)
1987-88 Postseason Play: lost in NCAA first round to Georgetown, 66-63

Starters Lost–Name	Pos.	Ht.	Wt.	PPG	RPG
Jose Vargas	C	6-10	227	14.5	8.2
Bernard Woodside	G	6-6	200	5.8	4.2
Darryl Joe	G	6-1	178	11.9	2.7
Starters Returning–Name	**Pos.**	**Ht.**	**Wt.**	**PPG**	**RPG**
Ricky Blanton	F	6-7	216	17.0	8.8
Wayne Sims	F	6-6	243	9.6	4.3
Top Newcomers–Name	**Pos.**	**Ht.**	**Wt.**	**PPG**	**RPG**
Scott Guldseth	F/G	6-5	208	28.6	11.4
Vernel Singleton	G	6-6	195	24.6	13.0

COACHING STAFF INFO

Head Coach (Alma Mater): Dale Brown (Minot State, 1957)
Record at LSU (Years): 297-181 (16)
Overall Record (Years): 297-181 (16)
Assistant Coaches (Alma Maters, Years): Ron Abernathy (Morehead State, '72), Craig Carse (Bethany, '78), Johnny Jones (LSU, '85), Jim Childers (South Carolina, '74)

SERIES INFORMATION

Series Record: 15-59
First Meeting: 1933
Last Game: 1988
Score: 80-86
Series Record in Lexington: 3-28
Series Record in Baton Rouge: 10-21
Series at Other Sites: 2-10
Coach Brown's Record vs. Kentucky: 13-24

1988-89 Roster

NO	NAME	POS	HT	WT	CL	HOMETOWN
33	Ricky Blanton	F	6-7	216	Sr.	Miami, Fla./Killian
22	Russell Grant	G	6-2	180	So.	Louisville, Ky./Trinity
32	Scott Guldseth	G/F	6-5	208	Fr.	Edinburg, N.D./Edinburg
41	Richard Krajewski	C	6-11	215	So.	Grafton, N.D./Grafton
14	Kyle McKenzie	G	6-2	181	So.	Cincinnati, Ohio/Sycamore
21	Lyle Mouton	G	6-3	221	So.	Lafayette, La./St. Thomas More
44	Wayne Sims	F	6-6	243	So.	DeRidder, La./DeRidder
24	Vernel Singleton	G	6-6	195	Fr.	South Natchez, Miss./South Natchez

1987-88 RESULTS

NICHOLLS STATE, 86-62
SOUTHERN, 98-77
MARYLAND, 55-54
GEORGIA TECH, 70-87
at Arkansas State, 52-66
SOUTHWEST TEXAS STATE, 93-74
NORTHERN IOWA, 80-90
NEVADA-LAS VEGAS, 59-78
Vanderbilt, 51-39
Ole Miss, 69-61 (ot)
OKLAHOMA, 84-77
Tennessee, 52-51
Georgia, 50-59
ALABAMA, 67-52
KENTUCKY, 61-76
Florida, 60-61
MISSISSIPPI STATE, 47-49
Auburn, 78-69
VANDERBILT, 94-79
OLE MISS, 78-57
TENNESSEE, 92-73
GEORGIA, 63-62
Alabama, 59-72
Kentucky, 69-95
Mississippi State, 60-62
AUBURN, 80-89
FLORIDA, 86-69
VANDERBILT, 86-69
KENTUCKY, 80-86
Georgetown, 63-66

1988-89 SCHEDULE

11/20	YUGOSLAVIAN NATIONAL TEAM
11/25	MARIST COLLEGE
11/30	ORAL ROBERTS
12/6	LOUISIANA TECH
12/8	McNEESE STATE
12/10	At Florida
12/20	TENNESSEE-MARTIN
12/22	ILLINOIS
12/28	Morehead State
12/29	Chaminade
12/30	Nebraska
1/2	At Maryland
1/4	MISSISSIPPI STATE
1/7	AUBURN
1/11	At Tennessee
1/14	At Kentucky
1/18	VANDERBILT
1/21	ALABAMA
1/25	At Georgia
1/28	Georgetown
2/1	OLE MISS
2/4	At Mississippi State
2/8	At Auburn
2/11	TENNESSEE
2/15	KENTUCKY
2/18	At Vanderbilt
2/20	GEORGIA
2/22	At Alabama
2/25	UNLV
3/1	FLORIDA
3/4	At Ole Miss

OPPONENTS

LOUISVILLE
December 31 or January 1 in Louisville



Denny Crum



Pervis Ellison

GENERAL INFORMATION

Location: Louisville, Ky.
Founded: 1922
Conference: Metro
Colors: Red, Black and White
Athletic Director: Bill Olsen
Enrollment: 21,000
President: Dr. Donald C. Swain
Nickname: Cardinals
Arena (Capacity): Freedom Hall (18,865)
Office Phone: (502) 588-5732

MEDIA INFORMATION

Sports Information Director: Kenny Klein
Office Phone: (502) 588-6581
Home Phone: (502) 636-3555
Basketball Contact: Kenny Klein
Office Phone: (502) 588-6581
Home Phone: (502) 636-3555
Press Row Phone: (502) 588-5567
SID Mailing Address: Sports Information Office, Univ. of Louisville, Louisville, KY 40292
Basketball Office Phone: (502) 588-6651
Best Time to Reach Coach Crum: 10:30-11:30 a.m., weekdays

OUTLOOK INFORMATION

1987-88 Record: 24-11
Conference Record (Place): 9-3 (1st)
1987-88 Post Season Play: 2-1 NCAA Tournament; reached Southeast Regional semi-finals

Starters Lost–Name	Pos.	Ht.	Wt.	PPG	RPG
Herbert Crook	F	6-7	195	16.1	6.5
Keith Williams	G	6-4	180	9.8	2.7
Starters Returning–Name	**Pos.**	**Ht.**	**Wt.**	**PPG**	**RPG**
Pervis Ellison	C-F	6-9	208	17.6	8.3
Kenny Payne	F	6-8	195	10.7	4.7
LaBradford Smith	G	6-3	200	12.7	2.5
Top Newcomers–Name	**Pos.**	**Ht.**	**Wt.**	**PPG**	**RPG**
Jerome Harmon	G	6-4	190	30.6	10.3
Cornelius Holden	F-C	6-7	195	17.0	10.0
Everick Sullivan	G-F	6-5	185	21.7	9.6

COACHING STAFF INFO

Head Coach (Alma Mater): Denny Crum (UCLA '58)
Record at Louisville (Years): 412-139 (17)
Overall Record (Years): 412-139 (17)
Assistant Coaches (Alma Maters, Years): Wade Houston (Louisville '66), Jerry Jones (Valparaiso '56), Scooter McCray (Louisville '88)

SERIES INFORMATION

Series Record: 5-14
First Meeting: 1913
Last Game: 1987
Score: 75-76
Series Record in Lexington: 1-7
Series Record in Louisville: 2-3
Series at Other Sites: 2-2
Coach Crum's Record vs. Kentucky: 2-5

1988-89 Roster

NO	NAME	POS	HT	WT	CL	HOMETOWN
33	James Brewer	G	6-3	190	Fr.	Bardstown, Ky./Bardstown
5	Mike Case	F	6-6	195	Fr.	Pendleton Hts., Ind./Pendleton Hts.
42	Pervis Ellison	F-C	6-9	205	Sr.	Savannah, Ga./Savannah
15	Shannon Fraley	G	6-0	170	So.	Somerset, Ky./Pulaski Co.
12	Craig Hawley	G	6-5	190	Jr.	Noblesville, Ind./Noblesville
32	Jerome Harmon	G	6-4	190	Fr.	Gary, Ind./Lew Wallace
30	Cornelius Holden	F-C	6-7	195	Jr.	Los Angeles, Calif./Crenshaw
44	Tony Kimbro	F	6-7	190	Jr.	Louisville, Ky./Seneca
21	Kenny Payne	F	6-8	195	Sr.	Laurel, Miss./NE Jones
25	David Robinson	F	6-8	190	Sr.	Gainesville, Fla./Eastside
23	LaBradford Smith	G	6-3	200	So.	Bay City, Texas / Bay City
50	Felton Spencer	C	7-0	265	Jr.	Louisville, Ky./Eastern
34	Everick Sullivan	G-F	6-5	185	Fr.	Simpsonville, S.C./Hillcrest
4	Derwin Webb	G-F	6-4	185	Fr.	Indianapolis/Lawrence North

1987-88 RESULTS

CANADA NATIONAL, 96-89
NOTRE DAME, 54-69
Kentucky, 75-76
CLEVELAND STATE, 93-79
INDIANA, 81-69
EASTERN KENTUCKY, 97-69
SOUTHERN METHODIST, 87-79
NORTH CAROLINA ST., 75-80
MISSISSIPPI STATE, 86-62
SOUTH ALABAMA, 80-69
GEORGIA TECH, 61-62
Florida State, 76-83
UCLA, 92-79
WESTERN KENTUCKY, 84-71
Cincinnati, 91-89 (ot)
PURDUE, 85-91
Dayton, 90-59
Southern Miss., 92-95
Memphis State, 68-72
VIRGINIA TECH, 107-99
SOUTH CAROLINA, 68-53
HOUSTON, 73-69
N.C. State, 89-101
CINCINNATI, 90-78
FLORIDA STATE, 82-62
South Carolina, 98-88 (2 ot)
SOUTHERN MISS, 94-84
Virginia Tech, 87-82
MEMPHIS STATE, 71-69
AUSTIN PEAY, 84-78
At DePaul, 58-77
South Carolina, 89-57
Memphis State, 81-73
Oregon State, 70-61
Brigham Young, 97-76
Oklahoma, 98-108

1988-89 SCHEDULE

11/2	ATHLETES IN ACTION
11/18	At Xavier
11/20	At Vanderbilt
12/3	Indiana (Big Four Classic in Indianapolis)
12/6	MURRAY STATE
12/8	At Western Kentucky
12/10	DAYTON
12/17	OKLAHOMA STATE
12/21	EASTERN KENTUCKY
12/31 or 1/1	KENTUCKY
1/4	VIRGINIA
1/7	DePAUL
1/9	At Virginia Tech
1/11	SOUTH CAROLINA
1/15	At Georgia Tech
1/22	NEVADA-LAS VEGAS
1/26	At Southern Mississippi
1/29	OHIO STATE
2/1	VIRGINIA TECH
2/4	At Memphis State
2/6	FLORIDA STATE
2/8	At Cincinnati
2/11	At UCLA
2/8	At Florida State
2/20	MEMPHIS STATE
2/22	SOUTHERN MISSISSIPPI
2/25	At South Carolina
3/1	CINCINNATI
3/4	At Notre Dame
3/10-12	Metro Tournament

OPPONENTS



MISSISSIPPI
January 28 in Oxford
March 1 in Lexington


Ed Murphy


Tim Jumper

GENERAL INFORMATION

Location: Oxford, Miss.
Founded: 1848
Conference: Southeastern
Colors: Red and Blue
Athletic Director: Warner Alford
Enrollment: 10,452
Chancellor: Dr. R. Gerald Turner
Nickname: Rebels
Arena (Capacity): C.M. Tad Smith Coliseum (9,000)
Office Phone: (601) 232-7241

MEDIA INFORMATION

Sports Information Director: Langston Rogers
Office Phone: (601) 232-7522
Home Phone: (601) 236-3535
Basketball Contact: Charles Bloom
Office Phone: (601) 232-7522
Home Phone: (601) 236-2941
Press Row Phone: (601) 236-1931
SID Mailing Address: P.O. Box 217, University, Miss. 38677
Basketball Office Phone: (601) 232-7534
Best Time to Reach Coach Murphy: 10 a.m. to noon weekdays

OUTLOOK INFORMATION

1987-88 Record: 13-16
Conference Record (Place): 6-12 (T8th)
1987-88 Postseason Play: NONE

Starters Lost–Name	Pos.	Ht.	Wt.	PPG	RPG
Roderick Barnes	G	6-1	170	19.0	4.2
Charles Prater	F	6-4	180	16.0	6.9
Starters Returning–Name	**Pos.**	**Ht.**	**Wt.**	**PPG**	**RPG**
Tim Jumper	G	6-3	198	13.6	2.7
Sean Murphy	C	6-11	230	7.0	5.2
Mike Paul	F/C	6-8	230	3.3	2.7
Top Newcomers–Name	**Pos.**	**Ht.**	**Wt.**	**PPG**	**RPG**
Gerald Glass	F	6-6	241	26.1	12.5
David Midlick	G	6-0	170	19.5	11.5
Bernard Sylve	F	6-6	185	15.6	7.9
Hunter Atkins	G	6-3	185	26.6	7.3

COACHING STAFF INFO

Head Coach (Alma Mater): Ed Murphy (Hardin-Simmons, '64)
Record at Ole Miss (Years): 28-30 (2)
Overall Record (Years): 172-113 (10)
Assistant Coaches (Alma Maters, Years): Jimmy Adams (Memphis State, '68), Maurice Harrell (King College, '76), Lawrence Smithmier (Tenn.-Martin, '69)

SERIES INFORMATION

Series Record: 6-73
First Meeting: 1925
Last Game: 1988
Score: 64-82
Series Record in Lexington: 1-38
Series Record in Oxford: 4-19
Series at Other Sites: 1-16
Coach Murphy's Record vs. Kentucky: 1-4

1988-89 Roster

NO	NAME	POS	HT	WT	CL	HOMETOWN
24	Hunter Atkins	G	6-3	185	Fr.	Highland, Ind./Highland
41	Troy Garrett	F	6-5	182	So.	Cordova, Tenn./UT-Martin
44	Gerald Glass	F	6-6	241	Jr.	Greenwood, Miss./Delta State
32	Greg Jones	F	6-5	188	So.	Munford, Tenn./Munford
22	Tim Jumper	G	6-3	198	So.	Holly Springs, Miss./Baldwyn
10	John Matthews	G	5-10	167	So.	Memphis, Tenn./Kirby
3	David Midlick	G	6-0	170	Fr.	Memphis, Tenn./Air Force
21	Sean Murphy	C	6-11	230	So.	Oxford, Miss./Cleveland
40	Mike Paul	F/C	6-8	230	Sr.	Crete, Ill./N. Arkansas CC
34	Bernard Sylve	F	6-6	185	Fr.	Hammond, La./Hammond
31	Greg Turner	F	6-5	199	So.	Memphis, Tenn./Central
35	Edgar Ward	F	6-6	206	So.	Chicago, Ill./DeSales
42	Marc Wilson	C	6-10	216	So.	Brentwood, Tenn./Brentwood Academy

1987-88 RESULTS

ST. JOSEPH'S, 59-51
MARYLAND, 69-77
KENTUCKY STATE, 81-60
SE Louisiana, 80-43
Arkansas, 40-79
TULSA, 69-56
BAP. CHRISTIAN, 84-55
TEMPLE, 61-70
NEW ORLEANS, 83-74
Tennessee, 68-77
LSU, 61-69
VANDERBILT, 57-60
Florida, 72-77
MISS. STATE, 52-61
Alabama, 66-73
Georgia, 70-86
AUBURN, 69-66
Kentucky, 65-94
TENNESSEE, 81-73
LSU, 57-78
VANDERBILT, 68-93
FLORIDA, 82-75
Miss. State, 57-67
ALABAMA, 64-47
GEORGIA, 75-72
Auburn, 76-92
KENTUCKY, 71-78
ALABAMA, 64-59
KENTUCKY, 64-82

1988-89 SCHEDULE

11/17	SPIRIT EXPRESS (Exh.)
11/21	AUSTRALIAN NATIONALS
11/25	CHRISTIAN BROTHERS COLLEGE
11/28	TENNESSEE
11/30	NORTHWESTERN (La.) STATE
12/3	At Illinois
12/7	Arkansas (at Memphis, Tenn.)
12/16-17	At Bayou Classic
12/16	Southern
12/17	Championship and consolation
12/22	At Tulsa
12/27	SAM HOUSTON STATE
12/30	SOUTHEASTERN LOUISIANA
1/4	FLORIDA
1/7	At Alabama
1/11	VANDERBILT
1/18	At Auburn
1/21	At Georgia
1/25	MISSISSIPPI STATE
1/28	KENTUCKY
2/1	At LSU
2/5	At Florida
2/8	ALABAMA
2/11	At Vanderbilt
2/15	At Tennessee
2/18	AUBURN
2/22	GEORGIA
2/25	At Mississippi State
3/1	At Kentucky
3/4	LSU

OPPONENTS

MISSISSIPPI STATE

February 1 in Lexington
March 4 in Starkville



Richard Williams



Carl Nichols

GENERAL INFORMATION

Location: Starkville, Miss.
Founded: 1878
Conference: Southeastern
Colors: Maroon and White
Athletic Director: Larry Templeton
Enrollment: 11,710
President: Dr. Donald Zacharias
Nickname: Bulldogs
Arena (Capacity): Humphrey Coliseum (10,000)
Office Phone: (601) 325-2532

MEDIA INFORMATION

Sports Information Director: Joe Dier
Office Phone: (601) 325-2703
Home Phone: (601) 324-0639
Basketball Contact: David Rosinski
Office Phone: (601)325-2703
Home Phone: (601) 324-0497
Press Row Phone: (601) 325-3776
SID Mailing Address: Mississippi State University, Sports Information Office P.O. Drawer 5308, Mississippi State, MS 39762
Basketball Office Phone: (601) 325-3800
Best Time to Reach Coach Williams: Weekday mornings, 10:00 a.m. - Noon

OUTLOOK INFORMATION

1987-88 Record: 14-15
Conference Record (Place): 6-12 (Tied 8th)
1987-88 Postseason Play: lost to Georgia 64-43 in first round of SEC Tournament

Starters Lost–Name	Pos.	Ht.	Wt.	PPG	RPG
NONE					

Starters Returning–Name	Pos.	Ht.	Wt.	PPG	RPG
Greg Lockhart	G	6-2	170	9.9	2.9
Reginald Boykin	G	6-3	181	9.7	3.9
Chancellor Nichols	F	6-8	242	9.2	6.0
Carl Nichols	C	6-8	223	9.0	6.6
Greg Carter	F	6-5	206	5.2	3.1

Top Newcomers–Name	Pos.	Ht.	Wt.	PPG	RPG
Cameron Burns	F	6-6	213	22.5	14.7
Ira Peterson	G	6-2	165	24.5	3.1
Tony Watts	G	6-1	155	28.1	6.8

COACHING STAFF INFO

Head Coach (Alma Mater): Richard Williams (Mississippi State, 1967)
Record at Mississippi State (Years): 21-36 (2)
Overall Record (Years): 21-36 (2)
Assistant Coaches (Alma Maters, Years): John Brady (Belhaven College, '76), Duane Reboul (New Orleans, '71), Julius Smith (Morehouse College, '78)

SERIES INFORMATION

Series Record: 11-65
First Meeting: 1921
Last Game: 1988
Score: 59-83
Series Record in Lexington: 3-33
Series Record in Starkville: 7-23
Series at Other Sites: 1-9
Coach Williams' Record vs. Kentucky: 0-4

1988-89 Roster

NO	NAME	POS	HT	WT	CL	HOMETOWN
12	Reginald Boykin	G	6-3	181	Sr.	Tunica, Miss./Rosa Fort
21	Cameron Burns	F	6-6	213	So.	Flora, Miss./East Flora
23	Greg Carter	F	6-5	206	So.	Forest, Miss./Forest
54	Chris Clark	C/F	6-9	218	Fr.	Minford, Ohio/Valley Local
42	Joe Courtney	F/C	6-9	210	So.	Jackson, Miss./Callaway
11	Chris Hall	G	6-3	179	Sr.	Cleburne, Texas/Cleburne
20	Doug Hartsfield	G	6-1	193	So.	Utica, Miss./Utica
15	Greg Lockhart	G	6-2	170	Sr.	Memphis, Tenn./East
30	Todd Merritt	F	6-9	211	So.	Albany, Ga./Dougherty
33	Carl Nichols	C	6-8	223	So.	Jackson, Miss./Jefferson County
34	Chancellor Nichols	F	6-8	242	So.	Jackson, Miss./ Forest Hill
32	Ira Peterson	G	6-2	165	Fr.	Shelby, Miss./Broad Street
22	Tony Watts	G	6-1	155	Fr.	Rolling Fork, Miss./Rolling Fork
25	Robert Woodard	G	6-3	210	Jr.	Houlka, Miss./Houlka

1987-88 RESULTS

CBC, 93-78
Rice, 72-68
WNMU, 86-56
ETSU, 86-59
MERCER, 66-50
McNEESE STATE, 76-66
SE Louisiana, 60-51
Hawaii, 68-55
ARIZONA STATE, 69-70
LOUISVILLE, 62-86
Kentucky, 52-93
ALABAMA, 59-56
FLORIDA, 45-55
Auburn, 57-65
Ole Miss, 52-61
GEORGIA, 80-72
TENNESSEE, 48-63
LSU, 49-47
Vanderbilt, 66-82
KENTUCKY, 59-83
Alabama, 48-61
Florida, 52-69
AUBURN, 61-77
OLE MISS, 67-57
Georgia, 35-49
Tennessee, 62-64
LSU, 62-60
VANDERBILT, 73-68
Georgia, 43-64

1988-89 SCHEDULE

11/28	RICE
12/1	SOUTHEASTERN LOUISIANA
12/6	At East Tennessee State
12/10	Mercer
12/13	NEW ORLEANS
12/17	At Texas Christian
12/20	EAST CAROLINA
12/27-28	At Sugar Bowl Classic
1/4	At LSU
1/7	TENNESSEE
1/11	AUBURN
1/14	At Alabama
1/18	GEORGIA
1/21	At Florida
1/25	At Mississippi
1/28	VANDERBILT
2/1	At Kentucky
2/4	LSU
2/8	At Tennessee
2/11	At Auburn
2/15	ALABAMA
2/18	At Georgia
2/22	FLORIDA
2/25	MISSISSIPPI
3/1	At Vanderbilt
3/4	KENTUCKY

OPPONENTS

NORTHWESTERN STATE
December 7 in Lexington


Dan Bell


Terrence Rayford

GENERAL INFORMATION

Location: Natchitoches, La.
Founded: 1884
Conference: Southland
Colors: Purple and White
Athletic Director: Tynes Hildebrand

Enrollment: 6,091
President: Dr. Robert A. Alost
Nickname: Demons
Arena (Capacity): Prather Coliseum (3,400)
Office Phone: (318) 357-5251

MEDIA INFORMATION

Sports Information Director: Tom Wancho
Office Phone: (318) 357-6466
Home Phone: (318) 352-8340
Basketball Contact: Tom Wancho
Office Phone: (318) 357-6466
Home Phone: (318) 352-8340
Press Row Phone: (318) 357-6297
SID Mailing Address: Room 112, Prather Coliseum, Natchitoches, LA 71497
Basketball Office Phone: (318) 357-5891
Best Time to Reach Coach Bell: Mornings, 9-thru Noon

OUTLOOK INFORMATION

1987-88 Record: 16-12
Conference Record (Place): 7-7 (fourth)
1987-88 Postseason Play: Lost in first round of SLC Tourney to Texas-Arlington, 74-69

Starters Lost--Name	Pos.	Ht.	Wt.	PPG	RPG
George Jones	C	6-6	210	10.4	5.8
Byron Smith (leading scorer)	G	6-2	175	12.6	2.4

Starters Returning--Name	Pos.	Ht.	Wt.	PPG	RPG
Terrence Rayford	F	6-7	220	12.3	7.0
Pernell Smith	G	6-1	170	9.6	3.2
Duane Turner	G	6-8	180	7.2	5.4

Top Newcomers--Name	Pos.	Ht.	Wt.	PPG	RPG
Derrick Cooley	F	6-7	215	15.0	11.0

COACHING STAFF INFO

Head Coach (Alma Mater): Dan Bell (Northwestern, 1979)
Record at Northwestern State (Years): 1st season
Overall Record (Years):
Assistant Coaches (Alma Maters, Years): Billy Kennedy (SE Louisiana, '86), Robert Epps (Marshall, '86), Keith Edwards (David Lipscomb, '84)

SERIES INFORMATION

Series Record: 0-1
First Meeting: 1985
Last Game: 1985
Score: 58-77
Series Record in Lexington: 0-1
Series Record in Natchitoches: 0-0
Series at Other Sites: 0-0
Coach Bell's Record vs. Kentucky: TBA

1988-89 Roster

NO	NAME	POS	HT	WT	CL	HOMETOWN
10	Roman Banks	G	5-11	165	So.	Shreveport/Captain Shreveport
	Derrick Cooley	F	6-5		Jr.	Birmingham, Ala./Gasden JC
54	Alex Glasco	F	6-7	210	Jr.	Loreauville, La./Loreauville
	Carlos Harris	G	5-11		Jr.	Chicago, Ill./Frank Phillips JC
3	Alan Howell	G	6-8	180	Jr.	Natchitoches, La./St. Mary's
44	Darren Melancron	C	6-9	200	Sr.	Loreauville, La./Loreauville
	Larry Nelson	F	6-5		Fr.	Bernice, La./Bernice
32	Terrence Rayford	F	6-7	220	Sr.	Quitman, Ga./Brooke County
13	Pernell Smith	G	6-2	185	Sr.	Broxton, Ga./Brewton Parker JC
	Freddie Snyder	G	6-3		Jr.	Pensacola, Fla./Pensacola JC
23	Duane Turner	F	6-8	190	Jr.	Atlanta, Ga./Washington
22	Patrick Wesley	G	6-4	170	Jr.	Grambling, La./ Grambling
20	Freeman Williams	G	5-11	170	Sr.	West Monroe, La./West Monroe

1987-88 RESULTS

Stephen F. Austin, 54-53
Centenary College, 74-59
CENTENARY COLLEGE, 80-70
Arkansas, 55-77
Texas A & M, 61-63
Southwestern La., 67-74
E. Washington, 68-63
Baylor, 54-70
Oral Roberts, 82-76
SOUTHEASTERN LOUISIANA, 68-45
NICHOLLS STATE, 65-52
Northeast La., 60-58
North Texas State, 75-87
Texas Arlington, 64-65
McNEESE STATE, 82-61
STEPHEN F. AUSTIN, 55-54
Nicholls State, 92-65
SOUTHWEST TEXAS, 77-71
SAM HOUSTON ST., 74-66
Southwest Texas, 72-78
Sam Houston St., 59-68
Stephen F. Austin, 59-63
McNeese State, 83-76 (ot)
TEXAS-ARLINGTON, 61-59
NORTH TEXAS STATE, 71-76
Southeastern La., 66-48
NORTHEAST La., 64-66
TEXAS-ARLINGTON, 71-76

1988-89 SCHEDULE

11/25-26	Centenary Cellunet Classic
11/30	At Mississippi
12/3	At Texas
12/5	At Houston
12/7	AtKentucky
12/19	SOUTHEASTERN LOUISIANA
12/30-31	At TCBY Tournament
1/4	At Centenary
1/9	At Nicholls State
1/14	NORTHEAST LOUISIANA
1/19	NORTH TEXAS STATE
1/21	TEXAS-ARLINGTON
1/26	At McNeese State
1/28	At Stephen F. Austin
2/2	At Southwest Texas State
2/4	At Sam Houston State
2/9	SOUTHWEST TEXAS STATE
2/11	SAM HOUSTON STATE
2/16	STEPHEN F. AUSTIN
2/18	McNEESE STATE
2/20	At Southeastern Louisiana
2/23	At Texas-Arlington
2/25	At North Texas St.
2/27	NICHOLLS STATE
3/2	At Northeast Louisiana

OPPONENTS

NOTRE DAME
December 3
in Indianapolis


Digger Phelps


Keith Robinson

GENERAL INFORMATION

Location: Notre Dame, Ind.
Founded: 1842
Conference: Independent
Colors: Blue and Gold
Athletic Director: Dick Rosenthal
Enrollment: 9,500
President: Rev. Edward A. Malloy, C.S.C.
Nickname: Fighting Irish
Arena (Capacity): Joyce Athletic and Convocation Center (11,418)
Office Phone: (219) 239-6100

MEDIA INFORMATION

Sports Information Director: John Heisler
Office Phone: (219) 239-7516
Home Phone: (219) 277-3523
Basketball Contact: John Heisler
Press Row Phone: (219) 239-5309
SID Mailing Address: Joyce Athletic and Convocation Center, Sports Informaton Department, Notre Dame, IN 46556
Basketball Office Phone: (219) 239-5222
Best Time to Reach Coach Phelps: 11:30 - Noon weekdays

OUTLOOK INFORMATION

1987-88 Record: 20-9
Conference Record (Place): 1987-88
Postseason Play: 1st round NCAA loss to SMU (83-75)

Starters Lost–Name	Pos.	Ht.	Wt.	PPG	RPG
David Rivers	G	6-0	180	22.0	4.1
Gary Voce	C	6-9	250	11.7	7.8
Mark Stevenson	F	6-6	210	10.5	3.9
Sean Conner	F	6-7	205	4.0	1.9

Starters Returning–Name	Pos.	Ht.	Wt.	PPG	RPG
Joe Fredrick	G	6-4	180	7.7	1.2
Jamere Jackson	G	6-2	195	5.3	1.3
Scott Paddock	C	6-9	180	3.1	4.8
Keith Robinson	C	6-9	200	9.6	7.1

Top Newcomers–Name	Pos.	Ht.	Wt.	PPG	RPG
Keith Adkins	G	6-2	175	32.1	4.6
Elmer Bennett	G	6-1	160	35.8	6.2
Daimon Sweet	G	6-5	195	24.8	7.9
LaPhonso Ellis	F	6-9	220	23.0	19.0
Keith Tower	C	6-11	235	20.0	15.0

COACHING STAFF INFO

Head Coach (Alma Mater): Richard "Digger" Phelps (Rider, '63)
Record at Notre Dame (Years): 344-155 (17 years)
Overall Record (Years): 370-158 (18 years)
Assistant Coaches (Alma Maters, Years): Jeff Nix (Canisius, '80), Matt Kilcullen (Herbert H. Lehman, '76)

SERIES INFORMATION

Series Record: 14-31
First Meeting: 1929
Last Game: 1988
Score: 69-78
Series Record in Lexington: 0-2
Series Record in Notre Dame: 7-2
Series at Other Sites: 7-27
Coach Phelps' Record vs. Kentucky: 2-11

1988-89 Roster

NO	NAME	POS	HT	WT	CL	HOMETOWN
11	Keith Adkins	G	6-2	175	Fr.	Paintsville, Ky./Paintsville
12	Elmer Bennett	G	6-1	160	Fr.	Houston, Texas/Bellaire
35	Kevin Ellery	F	6-5	220	So.	Springfield, Ky./Washington County
20	LaPhonso Ellis	F	6-9	220	Fr.	East St. Louis, Ill./Lincoln
3	Joe Frederick	G	6-4	180	Jr.	Cincinnati, Ohio/Greenhills
40	Jamere Jackson	G	6-2	195	Jr.	Peoria, Ill./Manual
34	Tony Jackson	F	6-6	205	Jr.	Norwalk, Conn./Weston
43	Scott Paddock	C	6-9	235	Jr.	Plantation Fla./South
50	Keith Robinson	F-C	6-9	200	Jr.	Buffalo, N.Y./Cleveland
10	Tim Singleton	G	6-1	170	So.	New Orleans, La./Carver
22	Daimon Sweet	G	6-5	195	Fr.	Beaumont, Texas/Central
5	Keith Tower	C	6-11	235	Fr.	Coraopolis, Pa./Moon Area

1987-88 RESULTS

Indiana, 59-76
Louisville, 69-54
BOSTON UNIVERSITY, 74-49
PRAIRIE VIEW A & M, 89-52
DePaul, 69-73 (ot)
VALPARAISO, 88-49
ST. BONAVENTURE, 64-49
LaSalle, 68-59
LaFayette, 68-83
Marquette, 62-44
YALE, 85-59
DEPAUL, 71-77
PENNSYLVANIA, 67-48
KANSAS, 80-76
BUTLER, 85-66
KENTUCKY, 69-78
MARYLAND, 75-78
Duke, 61-70
FORDHAM, 64-59
UCLA, 73-66
Rutgers, 75-62
Dayton, 59-47
CREIGHTON, 66-54
VANDERBILT, 66-75
MARQUETTE, 72-50
HARDIN-SIMMONS, 100-71
Dayton, 72-59
Southern Methodist, 75-83

1988-89 SCHEDULE

11/28	ST. BONAVENTURE
12/3	Kentucky
12/6	INDIANA
12/10	CREIGHTON
12/17	At Valparaiso
1/3	At Pennsylvania
1/7	At San Francisco
1/9	At Portland
1/14	At UCLA
1/17	SMU
1/21	SYRACUSE
1/24	RUTGERS
1/28	TEMPLE
1/31	DAYTON
2/2	MARQUETTE
2/5	DUKE
2/8	At Fordham
2/11	USC
2/14	BOSTON COLLEGE
2/16	LASALLE
2/19	HOUSTON
2/21	At Dayton
2/25	At Georgia Tech
3/1	DEPAUL
3/4	LOUISVILLE
3/6	At Butler
3/8	At Marquette
3/11	At DePaul

OPPONENTS

SYRACUSE
February 26
in Syracuse


Jim Boeheim


Sherman Douglas

GENERAL INFORMATION

Location: Syracuse, N.Y.
Founded: 1870
Conference: Big East
Color: Orange
Athletic Director: Jake Crouthamel
Enrollment: 11,000
Chancellor: Melvin A. Eggers
Nickname: Orangemen
Arena (Capacity): Carrier Dome (33,000)
Office Phone: (315) 423-2384

MEDIA INFORMATION

Sports Information Director: Larry Kimball
Office Phone: (315) 423-2608
Home Phone: (315) 637-8716
Basketball Contact: Larry Kimball
Office Phone: (315) 475-2608
Home Phone: (315) 637-8716
Press Row Phone: (315) 443-4241
SID Mailing Address: Manley Field House, Syracuse, NY 13244-5020
Basketball Office Phone: (315) 443-2082
Best Time to Reach Coach Boeheim: 10 a.m - 2 p.m.

OUTLOOK INFORMATION

1987-88 Record: 26-9
Conference Record (Place): 11-5, 2nd
1987-88 Postseason Play: 1-1 NCAA

Starters Lost–Name	Pos.	Ht.	Wt.	PPG	RPG
Rony Seikaly	C	6-11	240	16.3	9.6
Starters Returning–Name	**Pos.**	**Ht.**	**Wt.**	**PPG**	**RPG**
Derrick Coleman	F	6-9	230	13.5	11.0
Sherman Douglas	G	6-0	180	16.1	2.2
Matt Roe	G	6-5	190	9.2	2.5
Stephen Thomson	F	6-4	180	14.1	4.9
Top Newcomers–Name	**Pos.**	**Ht.**	**Wt.**	**PPG**	**RPG**
Billy Owens	G-F	6-9	215	35.0	14.0
Richard Manning	C-F	6-10	230	29.8	12.3
David Johnson	G-F	6-5	200		

COACHING STAFF INFO

Head Coach (Alma Mater): Jim Boeheim (Syracuse, 1966)
Record at Syracuse (Years): 287-93 (12)
Overall Record (Years): 287-93 (12)
Assistant Coaches (Alma Maters, Years): Bernie Fine (Syracuse, '67), Wayne Morgan (St. Lawrence, '73)

SERIES INFORMATION

Series Record: 0-5
First Meeting: 1950-51
Last Game: 1988
Score: 58-62
Series Record in Lexington: 0-3
Series Record in Syracuse: 0-0
Series at Other Sites: 0-2
Coach Boeheim's Record vs. Kentucky: 0-2

1987-88 RESULTS

North Carolina, 93-96 (ot)
Alaska-Anchorage, 95-76
Alabama-Birmingham, 79-63
Arizona, 69-80
South Florida, 11-65
Texas Christian, 87-58
CORNELL, 95-59
Canisius, 92-77
ST. BONAVENTURE, 111-68
TEXAS-SAN ANTONIO, 108-84
MOREHEAD STATE, 110-69
SIENA, 123-72
Boston College, 80-67
SETON HALL, 84-82
Villanova, 78-80
CONNECTICUT, 50-51
BOSTON COLLEGE, 90-60
GEORGETOWN, 68-69
Seton Hall, 87-76
MICHIGAN, 89-71
PROVIDENCE, 92-71
St. John's, 79-62
Pittsburgh, 84-75
Georgetown, 69-71
ST. JOHN'S, 82-68
Connecticut, 73-71
Providence, 91-73
Kentucky, 58-62
VILLANOVA, 71-69
PITTSBURGH, 84-85
Boston College, 67-53
Seton Hall, 68-63
Villanova, 85-68
N. Carolina A & T, 69-55
Rhode Island, 94-97

1988-89 SCHEDULE

11/14	BIG EAST EXHIBITION
11/18-25	BIG APPLE PRE-SEASON NIT
11/28	CORNELL
12/2 & 4	CARRIER CLASSIC
12/10	KENTUCKY STATE
12/14	U.S. INTERNATIONAL
12/17	CANISIUS
12/21	WESTERN MICHIGAN
12/27	At Rutgers
12/30	ST. FRANCIS (Pa.)
1/4	PITTSBURGH
1/7	SETON HALL
1/9	At Villanova
1/14	At St. John's
1/16	At Connecticut
1/21	At Notre Dame
1/24	BOSTON COLLEGE
1/28	PROVIDENCE
2/1	VILLANOVA
2/4	At Pittsburgh
2/6	At Seton Hall
2/11	ST. JOHN'S
2/13	At Georgetown
2/18	At Providence
2/26	KENTUCKY
2/28	CONNECTICUT
3/2	At Boston College
3/5	GEORGETOWN

1988-89 Roster

NO	NAME	POS	HT	WT	CL	HOMETOWN
44	Derrick Coleman	F	6-9	230	Jr.	Detroit, Mich./Northern
20	Sherman Douglas	G	6-0	180	Sr.	Washington, D.C./Springarn
33	Herman Harried	F	6-7	210	Sr.	Baltimore, Md./Dunbar
11	Mike Hopkins	C	6-5	190	Fr.	Laguna Hills, Calif./Mater Dei
23	David Johnson	C/F	6-5	200	Fr.	Morgan City, La./Maine Cent. Inst.
34	Richard Manning	F/C	6-10	230	Fr.	N. Highlands, Calif./Center
30	Billy Owens	G/F	6-9	215	Fr.	Carlisle, Pa./Carlisle
3	Matt Roe	G	6-5	190	Jr.	Manlius, N.Y./Fayetteville-Manlius
41	Erik Rogers	C	6-11	210	Jr.	Temple City, Calif./Temple City
24	David Siock	F/C	6-10	240		Vestal, N.Y./Vestal
40	Anthony Scott	F	6-8	205	Fr.	Rochester, N.Y./East
32	Stephen Thompson	C/F	6-4	180	Jr.	Los Angeles, Calif./Crenshaw

OPPONENTS

TENNESSEE

January 21 in Knoxville
February 22 in Lexington



Don DeVoe



Dyron Nix

GENERAL INFORMATION

Location: Knoxville, Tenn.
Founded: 1794
Conference: Southeastern
Colors: Orange and White
Athletic Director: Doug Dickey
Enrollment: 25,842
President: Lamar Alexander
Nickname: Volunteers
Arena (Capacity): Thompson-Boling (24,535)
Office Phone: (615) 974-1224

MEDIA INFORMATION

Sports Information Director: Bud Ford
Office Phone: (615) 974-1212
Home Phone: (615) 922-1657
Basketball Contact: David Grim
Office Phone: (615) 974-1212
Home Phone: (615) 584-7081
Press Row Phone: (615) 974-0110
SID Mailing Address: Box 15016, Knoxville, TN 37901-5016
Basketball Office Phone: (615) 974-1206
Best Time to Reach Coach DeVoe: 11 a.m. - Noon

OUTLOOK INFORMATION

1987-88 Record: 16-13
Conference Record (Place): 9-9 (Sixth)
1987-88 Postseason Play: 0-1 in NIT, lost to Middle Tenn. State, 80-85

Starters Lost–Name	Pos.	Ht.	Wt.	PPG	RPG
Anthony Richardson	F	6-6	190	3.8	3.5

Starters Returning–Name	Pos.	Ht.	Wt.	PPG	RPG
Dyron Nix	F	6-7	210	22.2	9.0
Greg Bell	G	6-2	180	10.7	2.5
Clarence Swearengen	G	6-3	180	8.0	2.0
Doug Roth	C	6-11	255	6.9	4.9

Top Newcomers–Name	Pos.	Ht.	Wt.	PPG	RPG
Ron Taylor	G	6-3	185	29.9	8.4
Shaun Thompson	F	6-7	205	31.1	11.6
Jay Price	G	6-2	185	18.1	n/a

COACHING STAFF INFO

Head Coach (Alma Mater): Don DeVoe (Ohio State, 1964)
Record at Tennessee (Years): 185-126 (10 years)
Overall Record (Years): 302-196 (17 years)
Assistant Coaches (Alma Maters, Years): Coleman Crawford (N. Alabama, '75); Dean Lockwood (Spring Arbor, '82), Fred Bryan (Alabama, '76)

SERIES INFORMATION

Series Record: 55-108
First Meeting: 1910
Last Game: 1988
Score: 72-70
Series Record in Lexington: 13-63
Series Record in Knoxville: 37-36
Series at Other Sites: 5-9
Coach DeVoe's Record vs. Kentucky: 11-10

1987-88 RESULTS

MARQUETTE, 82-56
Southern California, 74-61
WESTERN CAROLINA, 87-69
FLORIDA STATE, 81-78
OHIO UNIVERSITY, 70-72
FURMAN, 84-66
ARMY, 75-52
PEPPERDINE, 96-75
MISSISSIPPI, 77-68
VANDERBILT, 80-72
LOUISIANA STATE, 51-52
Kentucky, 65-83
Illinois, 79-103
Auburn, 75-64
FLORIDA, 56-76
Mississippi State, 63-48
Alabama, 69-82
GEORGIA, 92-81
Mississippi, 73-81
Vanderbilt, 62-90
Louisiana State, 73-92
KENTUCKY, 72-70
Auburn, 68-73
Florida, 65-63
MISSISSIPPI STATE, 64-62
ALABAMA, 81-58
Georgia, 69-80
Florida, 60-67
Middle Tennessee St., 80-85

1988-89 SCHEDULE

11/21	USSR (Exh.)
11/25	TENNESSEE TECH
11/28	At Mississippi
12/3	TENNESSEE-CHATTANOOGA
12/5	VMI
12/17	SOUTH CAROLINA
12/20-21	At Holiday Bowl Tournament
12/28-29	VOLUNTEER CLASSIC
1/4	At Auburn
1/7	At Mississippi State
1/11	LOUISIANA STATE
1/15	At Florida State
1/18	FLORIDA
1/21	KENTUCKY
1/25	At Alabama
1/28	GEORGIA
2/1	At Vanderbilt
2/4	AUBURN
2/8	MISSISSIPPI STATE
2/11	At Louisiana State
2/15	MISSISSIPPI
2/18	At Florida
2/22	At Kentucky
2/25	ALABAMA
3/1	At Georgia
3/4	VANDERBILT

1988-89 Roster

NO	NAME	POS	HT	WT	CL	HOMETOWN
23	Greg Bell	G	6-2	180	So.	London, W.Va./DuPont
44	Elvin Brown	F	6-5	195	Sr.	St. Thomas, Vir. Isl./Elizabethton
24	Rickey Clark	G	6-5	200	So.	Lithonia, Ga./Lithonia
33	Mark Griffin	F	6-8	210	Sr.	Union City, Tenn./Union City
25	Travis Henry	G	6-2	165	Sr.	Knoxville, Tenn./Karns
12	Chris Kesler	G	5-10	165	So.	Augusta, Ga./Richmond Academy
51	Ian Lockhart	C	6-8	228	Jr.	Nassau, Bahamas/Nassau Christian Acad.
31	Dyron Nix	F	6-7	210	Sr.	Ft. Walton Beach, Fla./Ft. Walton
10	Jay Price	G	6-2	185	Fr.	Chattanooga, Tenn./Brainerd
34	Ronnie Reese	F	6-8	200	So.	Franklin, Va./Franklin
50	Doug Roth	C	6-11	255	Sr.	Knoxville, Tenn./Karns
21	Eric Smith	G	6-1	180	So.	Chattanooga, Tenn./Baylor
11	C. Swearengen	G	6-3	180	Sr.	Memphis, Tenn./Connors State College
15	Ronald Taylor	G	6-3	185	Jr.	Moulton, Ala./NW Alabama State
40	Shaun Thompson	F	6-7	205	Fr.	Fitzgerald, Ga./Fitzgerald

OPPONENTS

UKIT

Dec. 16-17, 1988
Rupp Arena

Friday Night's Games:
Arkansas State vs. Marshall (6:30 p.m.)
Kentucky vs. Bowling Green State (9:00 p.m.)

Saturday Night's Games:
Consolation game (6:30 p.m.)
Championship game (9:00 p.m.)



Athletics Director Cliff Hagan presents the 1987 University of Kentucky Invitational Tournament championship trophy to Coach Eddie Sutton and the Wildcats.



Members of the All-Tournament team included Kentucky's Rex Chapman, Middle Tennessee's Randy Henry, Kentucky's Ed Davender, Charlotte's Byron Dinkins and Kentucky's Winston Bennett.

ARKANSAS STATE
UKIT

GENERAL INFORMATION

Location: Jonesboro, Ark.
Founded: 1909
Conference: American South
Colors: Scarlet and Black
Athletic Director: Larry Lacewell
Enrollment: 8,727
President: Dr. Eugene Smith
Nickname: Indians
Arena (Capacity): Convocation Center (10,529)
Office Phone: (501) 972-3880

MEDIA INFORMATION

Sports Information Director: Jerry Schaeffer
Office Phone: (501) 972-2541 **Home Phone:** (501) 972-0243
Basketball Contact: Jerry Schaeffer or Gina Bowman
Office Phone: (501) 972-2541 **Home Phone:** (501) 972-0243 (Schaeffer)
Press Row Phone: (501) 972-2541 (501) 932-6947 (Bowman)
SID Mailing Address: P.O. Box 1000, State University, AR 72467
Basketball Office Phone: (501) 927-2077
Best Time to Reach Coach Catalina: 10:30 am-noon weekdays

OUTLOOK INFORMATION

1987-88 Record: 21-14 **Conference Record (Place):** 4-6 (tie 4th)
1987-88 Postseason Play: NIT

Starters Lost–Name	Pos.	Ht.	Wt.	PPG	RPG
NONE					

Starters Returning–Name	Pos.	Ht.	Wt.	PPG	RPG
John Tate	F-C	6-7	220	16.1	6.9
Ed Louden	F-G	6-4	185	12.0	3.1
Carl Archer	G	6-2	180	5.1	2.3
Bo Brown	G	6-5	200	9.1	5.7
Greg Williams	C	6-9	260	7.7	3.7

Top Newcomers–Name	Pos.	Ht.	Wt.	PPG	RPG
Chris Dillard	G	6-2	200	22.0	—

COACHING STAFF INFORMATION

Head Coach (Alma Mater): Nelson Catalina (Ouchita Baptist, 1972)
Record at Arkansas State (Years): 74-52 (4)
Overall Record (Years): 74-52 (4)
Assistant Coaches (Alma Maters, Years): Leighton McCrary (Philander Smith, '74), Dickey Nutt (Oklahoma State, '82)

SERIES INFORMATION

Series Record: 0-1 **First Meeting:** 1944-45
Last Game: 1944-45 **Score:** 6-75
Series Record in Lexington: 0-1
Series Record in Jonesboro: 0-0
Series at Other Sites: 0-0
Coach Catalina's Record vs. Kentucky: First meeting

1988-89 Roster

NO	NAME	POS	HT	WT	CL	HOMETOWN
24	Carl Archer	G	6-2	180	Sr.	Plainfield, Ind./Plainfield
43	Alan Bannister	C	7-4	290	Jr.	Bolton, England/Livingston-Blanchard
22	Bo Brown	G-F	6-5	200	Sr.	Nashville, Tenn./Maplewood
32	Bobby Collins	F	6-4	205	Jr.	Godfrey, Ill./Alton
33	Shane Compton	G	6-4	185	Fr.	Green Forest, Ark./Green Forest
25	Joe Davis	F	6-5	200	Fr.	Dallas, Texas/South Oak Cliff
40	Chris Dillard	G	6-2	200	Fr.	Markham, Ill./Tinely Park
55	Patrick Eddie	F-C	6-10	220	So.	Memphis, Tenn./Central
20	Bobby Gross	G	6-3	165	So.	Paducah, Ill./Tilghman
4	Kyle James	G	6-2	185	So.	Brinkley, Ark./Brinkley
23	Rhon Johnson	G	6-4	190	Sr.	Little Rock, Ark./Parkview
00	Ed Louden	F-G	6-4	185	Sr.	Madison, Ind./Madison
11	Barry Mayberry	G	6-2	180	Jr.	Tulsa, Okla./Will Rogers
3	B. McFarland	G	5-9	165	Fr.	Dallas, Texas/Skyline
21	Philip McKellar	G-F	6-6	180	Jr.	Alexandria, La./NLR Northeast
42	John Tate	F	6-7	220	Sr.	Pine Bluff, Ark./Watson Chapel
50	Greg Williams	C	6-9	260	Jr.	Sparkman, Ark./Fordyce

OPPONENTS

BOWLING GREEN STATE
UKIT

Location: Bowling Green, Ohio
Founded: 1910
Conference: Mid-Amercan
Colors: Orange and Brown
Athletic Director: Jack Gregory
Enrollment: 17,300
President: Dr. Paul J. Olscamp
Nickname: Falcons
Arena (Capacity): Anderson Arena (5,000)
Office Phone: (419) 52-4472

MEDIA INFORMATION

Sports Information Director: Chris Sherk
Office Phone: (419) 372-7076 **Home Phone:** (419) 352-4472
Basketball Contact: Chris Sherk
Office Phone: (419) 372-7131 **Home Phone:** (419) 352-4472
Press Row Phone: (419) 372-7131
SID Mailing Address: Sports Information Office, BGSU, Bowling Green, Ohio 43403
Basketball Office Phone: (419) 372-2255
Best Time to Reach Coach Larranaga: 11 a.m. to 2 p.m. weekdays

COACHING STAFF INFORMATION

Head Coach (Alma Mater): Jim Larranaga (Providence, '71)
Record at Bowling Green State (Years): 27-30 (2)
Overall Record (Years): 55-55 (4)
Assistant Coaches (Alma Maters, Years): Jeff Schneider (Virginia Tech, '82); Ricky Stokes (Virginia, '84)

OUTLOOK INFORMATION

1987-88 Record: 12-16 **Conference Record (Place):** 7-9 (t5)
1987-88 Postseason Play: MAC Tournament (lost at Ohio U., 79-73)

Starters Lost–Name	Pos.	Ht.	Wt.	PPG	RPG
Steve Martenet	F	6-6	210	12.9	4.8
Anthony Robinson	G	6-6	215	14.5	5.0

Starters Returning–Name	Pos.	Ht.	Wt.	PPG	RPG
Joe Gregory	G	5-10	165	10.6	3.7
Joe Moore	F	6-3	175	6.8	4.6
Lamon Pippin	F	6-5	205	9.8	4.5

Top Newcomers–Name	Pos.	Ht.	Wt.	PPG	RPG
Tom Hall	F	6-5	195	19.0	12.0
Darrell McLane	G	5-10	165	16.0	n/a
Kirk Whiteman	G	6-10	170	22.0	5.0
Jay Zulauf	F	6-7	195	23.7	10.3

SERIES INFORMATION

Series Record: 0-2 **First Meeting:** 1949
Last Game: 1976 UKIT **Score:** 59-77
Series Record in Lexington: 0-2
Series Record in Bowling Green: 0-0
Series at Other Sites: 0-0
Coach Larranaga's Record vs. Kentucky: 0-0

1988-89 Roster

NO	NAME	POS	HT	WT	CL	HOMETOWN
53	Ed Colbert	C	6-9	240	So.	Toledo, Ohio/Macomber
11	Joe Gregory	G	5-10	165	Sr.	Detroit, Mich./Bishop Borgess
	Tom Hall	F	6-5	195	Fr.	Cleveland Hts., Ohio/
31	Pop Jennings	F	6-5	190	Jr.	Queens, N.Y./Archbishop Molloy
14	Billy Johnson	G	6-3	180	So.	Romulus, Mich./
33	Derek Kizer	G/F	6-4	190	So.	Toledo, Ohio/Bowsher
	Darrell McLane	F	5-10	165	Jr.	Washington, D.C./Lon Morris JC
24	Joe Moore	G	6-3	180	So.	Bronx, N.Y./All Hallows
34	Brad Morrison	F	6-6	190	So.	Oregon, Ohio/Clay
23	Lamon Pippin	F	6-5	205	Sr.	Glendale, Wis./Nicolet
44	Dan Raupp	C	6-8	220	Sr.	Arlington Hts., Ohio/Prospect
41	Juan Street	F	6-7	212	So.	Romulus, Mich.
	Kirk Whiteman	G	6-0	170	Fr.	Knoxville, Ill./
	Jay Zulsuf	F	6-7	195	Fr.	Port Huron, Mich./

MARSHALL
UKIT

Location: Huntington, W. Va.
Founded: 1837
Conference: Southern
Colors: Green and White
Athletic Director: William Lee Moon
Enrollment: 12,000
President: Dale Nitzschke
Nickname: Thundering Herd
Arena (Capacity): Henderson Center (10,250)
Office Phone: (304) 696-5408

MEDIA INFORMATION

Sports Information Director: Gary Richter
Office Phone: (304) 696-5275 **Home Phone:** (304) 529-1806
Basketball Contact: Gary Richter
Office Phone: (304) 696-5275 **Home Phone:** (304) 529-1806
Press Row Phone: (304) 696-2325
SID Mailing Address: Marshall University, Sports Information Office, P.O. Box 1360 Huntington, WV 25715
Basketball Office Phone: (304) 696-6460
Best Time to Reach Coach Huckabay: 9:00 a.m. - 12 p.m.

COACHING STAFF INFORMATION

Head Coach (Alma Mater): Rick Huckabay (Louisiana Tech, '67)
Record at Marshall (Years): 114-44 (5)
Overall Record (Years): 114-44 (5)
Assistant Coaches (Alma Maters, Years): Henry Dickerson (Charleston, '73); John Lyles (Louisiana College, '77); Keith Richard (NE Louisiana, '82)

OUTLOOK INFORMATION

1987-88 Record: 24-8 **Conference Record (Place):** 14-2 (first place)
1987-88 Postseason Play: SC Tourney: 121-78 over The Citadel;70-71 loss to UT- Chattanooga; lost in first round of NIT to Virginia Commonwealth,80-81

Starters Lost–Name	Pos.	Ht.	Wt.	PPG	RPG
Skip Henderson	G	6-2	190	25.1	3.4
Tom Curry	C	6-9	230	16.1	6.7
Rodney Holden	F	6-7	205	10.9	9.0

Starters Returning–Name	Pos.	Ht.	Wt.	PPG	RPG
John Taft	G	6-1	180	10.5	4.0
A. P. Williamson	G	6-3	175	8.7	3.8

Top Newcomers–Name	Pos.	Ht.	Wt.	PPG	RPG
Gerry Strickland	G/F	6-6	180	19.0	9.0
Jeff Sonhouse	F	6-7	190	13.1	9.2
Jewell Burton	F	6-7	215	17.6	6.8

SERIES INFORMATION

Series Record: 0-6 **First Meeting:** 1930
Last Game: 1933 **Score:** 28-46
Series Record in Lexington: 0-4
Series Record in Huntington: 0-1
Series at Other Sites: 0-1
Coach Huckabay's Record vs. Kentucky: 0-0

1988-89 Roster

NO	NAME	POS	HT	WT	CL	HOMETOWN
25	Pete Brown	F	6-6	215	Sr.	Sylvania, Ohio/Southview
	Jewell Burton	F	6-7	215	Jr.	Memphis, Tenn./Shelby State JC
50	Tommy Cassity	C	6-8	215	Fr.	Cadiz, Ky./Trigg County
33	A. Cunningham	G	6-3	170	So.	Redjacket, W.Va./Matewan
	Chris Duncan	G	6-5	185	Jr.	Jonesboro, Ga./Hiwassee JC
24	Brian Fish	G	6-5	185	Sr.	Seymour, Ind./Seymour
15	John Humphrey	G	6-6	180	Sr.	Huntsville, Ala./Hazel Green
	Stan Maynard	G	6-2	170	Fr.	Huntington, W.Va./Vinson
	Robin Ogletree	F	6-8	190	Jr.	Auburn, Ala./Garden City JC
	Jeff Sonhouse	F	6-7	190	Jr.	New York, N.Y./Belleville JC
	Garry Strickland	G/F	6-6	180	Jr.	Ridgeway, Va./Lees-McRae JC
22	John Taft	G	6-1	180	So.	Huntsville, Ala./Huntsville
	Derek Williams	G/F	6-6	215	Jr.	Detroit, Mich./Garden City JC
	Scott Williams	G	6-3	175	Jr.	Maryville, Tenn./Walters State JC
13	A. P. Williamson	G	6-3	175	So.	Harts, W.Va./Harts

OPPONENTS

VANDERBILT

January 7 in Lexington
February 8 in Nashville



C.M. Newton



Barry Goheen

GENERAL INFORMATION

Location: Nashville, Tenn.
Founded: 1873
Conference: Southeastern
Colors: Black and Gold
Athletic Director: Roy Kramer
Enrollment: 8,968
Chancellor: Joe B. Wyatt
Nickname: Commodores
Arena (Capacity): Memorial Coliseum (15,646)
Office Phone: (615) 322-4831

MEDIA INFORMATION

Sports Information Director: Lew Harris
Office Phone: (615) 322-4121
Home Phone: (615) 356-6190
Basketball Contact: Tony Neely
Office Phone: (615) 322-4121
Home Phone: (615) 361-0625
Press Row Phone: (615) 320-0436
SID Mailing Address: P.O. Box 120158, Nashville, TN 37212
Basketball Office Phone: (615) 322-6530
Best Time to Reach Coach Newton: 10-12 a.m. CST M-F

OUTLOOK INFORMATION

1987-88 Record: 20-11
Conference Record (Place): 10-8 (T4)
1987-88 Postseason Play: NCAA Final 16

Starters Lost–Name	Pos.	Ht.	Wt.	PPG	RPG
Will Perdue	C	7-0	240	18.3	10.1
Starters Returning–Name	**Pos.**	**Ht.**	**Wt.**	**PPG**	**RPG**
Barry Goheen	G	6-3	175	12.4	2.9
Barry Booker	G	6-3	185	10.9	2.8
Eric Reid	F	6-8	215	6.5	5.1
Frank Kornet	F	6-8	225	6.4	4.3
Top Newcomers–Name	**Pos.**	**Ht.**	**Wt.**	**PPG**	**RPG**
Alberto Ballestra	C	6-10	230	15.0	11.6
Morgan Wheat	F	6-5	200	24.0	8.0
Todd Milholland	F	6-10	207	25.7	9.7
Robbie Graham	G	6-3	190	20.5	6.1

COACHING STAFF INFO

Head Coach (Alma Mater): C.M. Newton (Kentucky, 1952)
Record at Vanderbilt (Years): 110-101 (7)
Overall Record (Years): 490-261 (31)
Assistant Coaches (Alma Maters, Years): John Bostick (Florence State, '57) Ed Martin (North Carolina A&T, '51), Mark Elliott (Vanderbilt, '80), Mike Petrone (Austin Peay, '69)

SERIES INFORMATION

Series Record: 30-99
First Meeting: 1912
Last Game: 1988
Score: 83-66
Series Record in Lexington: 12-53
Series Record in Nashville: 15-42
Series at Other Sites: 3-4
Coach Newton's Record vs. Kentucky: 8-31

1988-89 Roster

NO	NAME	POS	HT	WT	CL	HOMETOWN
24	James Amsler	G-F	6-5	178	So.	Spring, Texas/Spring
42	Alberto Ballestra	C	6-10	230	Jr.	Bologna, Italy / John C. Calhoun CC
55	Fred Benjamin	C	6-11	245	So.	Manhattan, N.Y./Millbrook
4	Barry Booker	G	6-3	185	Sr.	Franklin, Tenn./Battle Ground Academy
13	Scott Draud	G	6-2	175	Jr.	Crestview Hills, Ky./Ft. Thomas Highlands
12	Barry Goheen	G	6-3	175	Sr.	Calvert City, Ky./Marshall County
22	Robbie Graham	G	6-3	190	Fr.	Flemingsburg, Ky./Fleming County
31	Steve Grant	F	6-7	205	So.	Marietta, Ga /Sprayberry
34	Frank Kornett	F-C	6-8	225	Sr.	Lexington, Ky./Catholic
40	Charles Mayes	F	6-8	205	So.	Nashville, Tn./Mongomery Bell Academy
32	Todd Milholland	F	6-10	207	Fr.	Waverly, Tenn./Central
52	Eric Reid	F	6-8	215	Jr.	Macon, Ga./Central
35	Morgan Wheat	F	6-5	200	Fr.	West Des Moines, Iowa/Valley
3	Derrick Wilcox	G	5-11	165	Jr.	Louisville, Ky./PRP

1987-88 RESULTS

HAWAII, 91-62
LeHIGH, 102-91
NORTH CAROLINA, 78-76
Indiana, 61-63
OHIO UNIVERSITY, 93-77
MOREHEAD STATE, 81-73
EAST CAROLINA, 99-63
CORNELL, 95-79
Kentucky, 74-81
LOUISIANA STATE, 39-51
Tennessee, 72-80
Mississippi, 60-57
ALABAMA, 76-60
GEORGIA, 92-77
Auburn, 75-71
KENTUCKY, 83-66
FLORIDA, 92-65
MISSISSIPPI STATE, 82-66
Louisiana State, 79-94
TENNESSEE, 90-62
MISSISSIPPI, 93-68
Alabama, 77-88
Georgia, 77-71
AUBURN, 68-81
Notre Dame, 75-66
Florida, 65-81
Mississippi State, 68-73
LSU, 80-87
Utah State, 80-77
Pittsburgh, 80-74
Kansas, 64-77
NCAA Tournament

1988-89 SCHEDULE

11/17	USSR (Exh.)
11/25-27	Maui Classic
11/30	LOUISVILLE
12/3	At Alabama-Birmingham
12/7	At North Carolina
12/10	At Kansas State
12/14	AUBURN
12/19	MURRAY STATE
12/22	DARTMOUTH
12/29	MCIT
1/4	ALABAMA
1/7	At Kentucky
1/10	At Mississippi
1/14	GEORGIA
1/18	At LSU
1/21	TEXAS
1/25	FLORIDA
1/28	At Mississippi State
2/1	TENNESSEE
2/4	At Alabama
2/8	KENTUCKY
2/11	MISSISSIPPI
2/15	At Georgia
2/18	LSU
2/22	At Auburn
2/25	At Florida
3/1	MISSISSIPPI STATE
3/4	At Tennessee

OPPONENTS

W. CAROLINA
December 10
in Lexington


Dave Possinger


Bennie Goettie

GENERAL INFORMATION

Location: Cullowhee, N.C.
Founded: 1889
Conference: Southern
Colors: Purple and Gold
Athletic Director: Dr. Terry Wanless
Enrollment: 6, 200
President: Dr. Myron L. Coulter
Nickname: Catamounts
Arena (Capacity): Ransey Center (7,826)
Office Phone: (704) 227-7338

MEDIA INFORMATION

Sports Information Director: Steve White
Office Phone: (704) 227-7171
Home Phone: (704) 293-5785
Basketball Contact: Steve White
Office Phone: (704) 227-7171
Home Phone: (704) 293-5785
Press Row Phone: (704) 227-7171
SID Mailing Address: 2517 Ramsey Center, Western Carolina University, Cullowhee, NC 28723
Basketball Office Phone: (704) 227-7339
Best Time to Reach Coach Possinger: Mornings

OUTLOOK INFORMATION

1987-88 Record: 8-19
Conference Record (Place): 2-14 (9th place)
1987-88 Postseason Play: none

Starters Lost–Name	Pos.	Ht.	Wt.	PPG	RPG
Robert Hutchison	G	6-5	180	15.2	4.2
Andre Gault	C	6-8	220	10.7	8.2
Kenny Brown	G	5-10	155	6.8	1.9
Starters Returning–Name	**Pos.**	**Ht.**	**Wt.**	**PPG**	**RPG**
Bennie Goettie	F	6-5	210	19.4	7.5
Robert Hill	F	6-4	185	11.3	4.7
Top Newcomers–Name	**Pos.**	**Ht.**	**Wt.**	**PPG**	**RPG**
Keith Gray	F	6-3	180	16.0	7.1
Cornelius Muller	G	6-4	180	21.0	8.0
David Donerlson	G	6-1	165	12.0	
Willie Battle	G	5-8	160	16.6	

COACHING STAFF INFO

Head Coach (Alma Mater): Dave Possinger (Towson State, '68)
Record at Western Carolina (Years): First
Season Overall Record (Years): 339-81 (12)
Assistant Coaches (Alma Maters, Years): Mike Palma (Iona, '80), Dan Petes (Kent State, '76)

SERIES INFORMATION

Series Record: 1st game
Coach Possinger's Record vs. Kentucky: 0-0

1987-88 RESULTS

TUSCULUM, 99-72
KANSAS, 63-68
NC A&T State 73-97
UNC-Asheville, 71-76
BLUEFIELD, 86-78
Tennessee, 69-87
CAMPBELL, 69-68
FERRUM, 111-89
UNC-ASHEVILLE, 74-69
NC A&T STATE, 69-83
FURMAN, 73-76
Davidson, 67-86
GREENSBORO COLLEGE, 81-58
E. TENNESSEE ST., 64-72
APPALACHIAN ST., 65-66
UT-Chattanooga, 48-71
VMI, 80-79
Marshall, 74-103
DAVIDSON, 74-76
UT-CHATT., 56-65
The Citadel, 64-67
Appalachian State, 85-100
East Tennessee State, 74-82
THE CITADEL, 73-67
Furman, 72-85
MARSHALL, 73-86
VMI, 69-75

1988-89 SCHEDULE

11/25	At Western Kentucky
12/3	MARS HILL
12/5	UNC-ASHEVILLE
12/10	At Kentucky
12/17	At Coastal Carolina
12/30-31	Xavier University Tournament
1/5	At Campbell
1/7	At East Tennessee State
1/9	Appalachian state
1/11	AUGUSTA
1/14	VIRGINIA MILITARY ACADEMY
1/16	MARSHALL
1/21	At Clemson
1/23	UT-CHATTANOOGA
1/26	UNC-Asheville
1/28	At Furman
1/30	At The Citadel
2/4	APPALACHIAN STATE
2/6	EAST TENNESSEE STATE
2/11	At Marshall
2/13	At Virginia Military Institute
2/18	At UT Chattanooga
2/20	ELON
2/22	At Augusta
2/25	THE CITADEL
2/27	FURMAN

1988-89 Roster

NO	NAME	POS	HT	WT	CL	HOMETOWN
12	Willie Battle	G	5-8	160	Fr.	Asheville, N.C./A.C Reynolds High
50	Brian Campbell	C	6-7	205	Sr.	Tampa, Fla./Hillsborough CC
20	David Donerlson	G	6-1	165	Fr.	Syracuse, N.Y./Corcoran High
33	Bennie Goettie	F	6-5	210	Sr.	Waycross, Ga./Lake City (Fla.) CC
21	Keith Gray	F	6-3	180	Jr.	Benton, Miss./Holmes (Miss.) JC
11	Robert Hill	F	6-4	185	Sr.	Columbia, Ga./Irmo High
3	Maurice Johnson	G	5-11	180	Sr.	Wytheville, Va./Georgie Wythe High
14	Myron Lewis	G	6-0	170	Jr.	Hurricane, W. Va./Hurricane High
32	Cornelius Muller	G	6-4	180	Fr.	Brooklyn, N.Y./Xaverian High

OPPONENTS

Kentucky's Record Against:

Conference	No. Of Teams	Record
Atlantic Coast	8	93- 39
Atlantic 10	10	29- 8
Big East	9	23- 7
Big Eight	8	33- 4
Big Sky	8	2- 0
Big South	8	0- 0
Big Ten	10	67- 42
Colonial	8	4- 1
East Coast	8	0- 0
ECAC Metro	9	2- 1
Gulf Star	6	1- 0
Independents	19	59- 23
Ivy League	8	9- 3
Metro	7	54- 18
Metro Atlantic	8	9- 0
Mid-American	9	30- 5
Mid-Continent	8	0- 0
Mid-Eastern Athletic	9	0- 0
Midwestern Collegiate	7	53- 15
Missouri Valley	8	15- 4
North Atlantic	10	3- 0
Ohio Valley	8	6- 1
Pacific Coast Athletic	10	4- 0
Pacific 10	10	12- 3
Southeastern	10	670-188
Southern	9	22- 2
Southland	6	2- 0
Southwest	9	21- 3
Southwest Athletic	8	0- 0
Sun Belt	8	5- 3
Trans-America	10	5- 2
West Coast Athletic	8	1- 0
Western Athletic	9	11- 3
Miscellaneous	58	214- 82
Total	**348**	**1453-457**

Note: Totals include all games played against teams in a conference, including regular-season and tournaments.

Atlantic Coast Conference

Team	Record	Pct.
North Carolina	6- 13	.316
Duke	10- 4	.714
North Carolina State	3- 1	.750
Maryland	5- 3	.625
Virginia	6- 2	.750
Wake Forest	2- 0	1.000
Georgia Tech	50- 13	.794
Clemson	11- 3	.786
Total	**93- 39**	**.705**

Atlantic 10 Conference

Team	Record	Pct.
Duquesne	1- 0	1.000
Temple	14- 4	.778
St. Bonaventure		
West Virginia	10- 4	.714
St. Joseph's (Pa.)	1- 0	1.000
Rhode Island	1- 0	1.000
Penn State	2- 0	1.000
Rutgers		
George Washington		
Massachusetts		
Total	**29- 8**	**.784**

Big East Conference

Team	Record	Pct.
St. John's	9- 4	.692
Syracuse	5- 0	1.000
Villanova	3- 1	.750
Providence	1- 0	1.000
Georgetown	0- 2	.000
Connecticut		
Seton Hall	1- 0	1.000
Boston College		
Pittsburgh	4- 0	1.000
Total	**23- 7**	**.767**

Big Eight Conference

Team	Record	Pct.
Kansas	16- 2	.889
Kansas State	7- 0	1.000
Oklahoma	2- 0	1.000
Missouri	2- 0	1.000
Oklahoma State	3- 1	.750
Colorado		
Nebraska	2- 1	.667
Iowa State	1- 0	1.000
Total	**33- 4**	**.892**

Big Sky Conference

Team	Record	Pct.
Weber State		
Montana State		
Idaho State		
Boise State		
Northern Arizona		
Montana		
Nevada-Reno		
Idaho	2- 0	1.000
Total	**2- 0**	**1.000**

Big Ten Conference

Team	Record	Pct.
Illinois	11- 4	.733
Indiana	15- 16	.484
Purdue	4- 2	.667
Ohio State	8- 8	.500
Iowa	3- 2	.600
Michigan	4- 1	.800
Minnesota	3- 1	.750
Michigan State	10- 6	.625
Wisconsin	2- 1	.667
Northwestern	7- 1	.875
Total	**67- 42**	**.615**

Colonial Conference

Team	Record	Pct.
Navy	3- 1	.750
James Madison		
American		
East Carolina	1- 0	1.000
Richmond		
William & Mary		
N.C.-Wilmington		
George Mason		
Total	**4- 1**	**.800**

ECAC Metro Conference

Team	Record	Pct.
Long Island	2- 1	.667
Monmouth		
Loyola, Maryland		
St. Francis (Pa.)		
Fairleigh Dickinson		
St. Francis (NY)		
Wagner		
Marist		
Robert Morris		
Total	**2- 1**	**.667**

Gulf Star Conference

Team	Record	Pct.
Stephen F. Austin		
Northwestern La.	1- 0	1.000
Southwest Tex. St.		
Sam Houston State		
Nicholls State		
Southeastern La.		
Total	**1- 0**	**1.000**

Independents

Team	Record	Pct.
DePaul	17- 3	.850
Notre Dame	31- 15	.674
Marquette	7- 4	.636
Dayton	3- 1	.750
Miami, Florida	1- 0	1.000
Total	**59- 23**	**.720**

Ivy League Conference

Team	Record	Pct.
Pennsylvania	2- 0	1.000
Princeton	2- 1	.667
Columbia	1- 0	1.000
Yale	1- 0	1.000
Dartmouth	3- 1	.750
Cornell	0- 1	.000
Harvard		
Brown		
Total	**9- 3**	**.750**

Metro Conference

Team	Record	Pct.
Louisville	14- 5	.737
Memphis State		
Cincinnati	25- 9	.735
Florida State	5- 2	.714
Virginia Tech	2- 1	.667
Southern Miss.		
South Carolina	8- 1	.889
Total	**54- 18**	**.750**

Metro Atlantic Conference

Team	Record	Pct.
LaSalle	3- 0	1.000
Holy Cross	2- 0	1.000
Iona	3- 0	1.000
Army	1- 0	1.000
Fordham		
St. Peter's		
Manhattan		
Fairfield		
Total	**9- 0**	**1.000**

Mid-American Conference

Team	Record	Pct.
Toledo	1- 0	1.000
Central Michigan	1- 0	1.000
Ohio University	8- 1	.889
Bowling Green	2- 0	1.000
Miami, Ohio	18- 4	.818
Western Michigan		
Eastern Michigan		
Ball State		
Kent State		
Total	**30- 5**	**.858**

OPPONENTS

Kentucky's Record Against:

Midwestern Collegiate Conference

Team	Record	Pct.
Oral Roberts		
Loyola, Illinois	4- 3	.571
Evansville		
Detroit	1- 1	.500
Butler	4- 0	1.000
St. Louis	7- 9	.438
Xavier, Ohio	37- 2	.949
Total	**53- 15**	**.779**

Missouri Valley Conference

Team	Record	Pct.
Bradley	3- 0	1.000
Indiana State		
Illinois State		
Creighton	7- 4	.636
Southern Illinois		
Wichita State		
Tulsa	3- 0	1.000
Drake		
Total	**13- 4**	**.765**

North Atlantic Conference

Team	Record	Pct.
Niagara	1- 0	1.000
Northeastern		
Canisius		
Siena		
Colgate		
Hartford		
Boston University	1- 0	1.000
Vermont		
Maine	1- 0	1.000
New Hampshire		
Total	**3- 0**	**1.000**

Ohio Valley Conference

Team	Record	Pct.
Akron	2- 0	1.000
Murray State		
Youngstown State		
Eastern Kentucky	1- 0	1.000
Morehead State	1- 0	1.000
Austin Peay	2- 0	1.000
Middle Tennessee	0- 1	.000
Total	**6- 1**	**.857**

Pacific Coast Athletic Conference

Team	Record	Pct.
Nevada-Las Vegas	3- 0	1.000
Utah State	1- 0	1.000
Fresno State		
New Mexico State		
Cal-Irvine		
San Jose State		
Long Beach State		
Santa Barbara		
Fullerton State		
Pacific		
Total	**4- 0**	**1.000**

Pacific 10 Conference

Team	Record	Pct.
UCLA	3- 1	.750
Washington	1- 0	1.000
Oregon State	3- 0	1.000
Southern California	0- 2	.000
Arizona	1- 0	1.000
California	1- 0	1.000
Washington State	1- 0	1.000
Oregon	1- 0	1.000
Arizona State		
Stanford	1- 0	1.000
Total	**12- 3**	**.800**

Southeastern Conference

Team	Record	Pct.
Tennessee	108- 55	.663
Alabama	79- 26	.752
Vanderbilt	99- 30	.767
Louisiana State	59- 15	.797
Auburn	58- 14	.801
Mississippi State	65- 11	.855
Georgia	75- 14	.843
Florida	54- 17	.761
Mississippi	73- 6	.924
Total	**670-188**	**.781**

Southern Conference

Team	Record	Pct.
Marshall	6- 0	1.000
Western Carolina		
Tenn.-Chatt.	9- 0	1.000
East Tenn. St.	2- 0	1.000
Appalachian State		
Furman		
Davidson	1- 0	1.000
Citadel		
Va. Military	4- 2	.667
Total	**22- 2**	**.917**

Southland Conference

Team	Record	Pct.
McNeese State		
Lamar	1- 0	1.000
Louisiana Tech		
Northeast Louisiana		
Arkansas State	1- 0	1.000
North Texas State		
Total	**2- 0**	**1.000**

Southwest Conference

Team	Record	Pct.
Houston	2- 0	1.000



Vanderbilt Coach C.M. Newton was a Wildcat basketball letterman in the early 1950s and also held the No. 1 position on the Wildcat baseball team's pitching staff.

Arkansas	4-	0	1.000
Texas			
Texas Tech	3-	0	1.000
Texas A & M	2-	1	.667
Southern Methodist	3-	2	.600
Baylor	6-	0	1.000
Texas Christian	1-	0	1.000
Rice			
Total	**21-**	**3**	**.875**

Sun Belt Conference

Team	Record	Pct.
Western Kentucky	1- 1	.500
Ala.-Birmingham	1- 1	.500
Va. Commonwealth		
South Alabama		
Old Dominion		
Jacksonville	1- 1	.500
N.C.-Charlotte	2- 0	1.000
Total	**5- 3**	**.625**

Trans-America Conference

Team	Record	Pct.
Georgia Southern		
Stetson		
Mercer	1- 1	.500
Centenary	3- 1	.750
Hardin-Simmons	1- 0	1.000
Houston Baptist		
Ark.-Little Rock		
Samford		
Texas-San Antonio		
Georgia State		
Total	**5- 2**	**.714**

West Coast Conference

Team	Record	Pct.
San Francisco		
Santa Clara		
Pepperdine	1- 0	1.000
San Diego		
Portland		
Gonzaga		
Loyola Marymount		
St. Mary's		
Total	**1- 0**	**1.000**

Western Athletic Conference

Team	Record	Pct.
Utah	2- 2	.500
Texas-El Paso	0- 1	.000
Brigham Young	3- 0	1.000
Wyoming	2- 0	1.000
San Diego State		
New Mexico		
Hawaii	2- 0	1.000
Colorado State	1- 0	1.000
Air Force	1- 0	1.000
Total	**11- 3**	**.786**

OPPONENTS

KENTUCKY'S RECORD AGAINST TEAMS IN THE STATE OF:

State	Record	Pct.
Alabama	138- 41	.771
Alaska	3- 0	1.000
Arizona	1- 0	1.000
Arkansas	5- 0	1.000
California	6- 3	.667
Colorado	2- 0	1.000
Connecticut	1- 0	1.000
Delaware	0- 0	.000
Florida	61- 20	.753
Georgia	126- 28	.818
Hawaii	3 0	1.000
Idaho	2- 0	1.000
Illinois	42- 11	.792
Indiana	54- 33	.621
Iowa	4- 2	.667
Kansas	23- 2	.920
Kentucky	16- 6	.727
Louisiana	102- 21	.829
Maine	1- 0	1.000
Maryland	8- 4	.667
Massachusetts	3- 0	1.000
Michigan	16- 8	.667
Minnesota	3- 1	.750
Mississippi	138- 17	.890
Missouri	9- 9	.500
Montanta	0- 0	.000
Nebraska	9- 5	.643

State	Record	Pct.
Nevada	3- 0	1.000
New Hampshire	3- 1	.750
New Jersey	3- 1	.750
New Mexico	0- 0	.000
New York	22- 6	.786
North Carolina	25- 18	.581
North Dakota	0- 0	.000
Ohio	104- 25	.806
Oklahoma	8- 1	.889
Oregon	5- 0	1.000
Pennsylvania	30- 5	.857
Rhode Island	2- 0	1.000
South Carolina	19- 4	.826
South Dakota	0- 0	.000
Tennessee	220- 86	.719
Texas	21- 4	.840
Utah	6- 2	.750
Vermont	0- 0	.000
Virginia	12- 5	.706
Washington	2- 0	1.000
West Virginia	16- 4	.800
Wisconsin	9- 5	.643
Wyoming	2- 0	1.000
District of Columbia	0- 2	.000
Miscellaneous Teams	165- 77-1	.760
Total	**1453- 457-1**	**.760**

KENTUCKY'S RECORD BY MONTHS

Month	Won	Lost	Tied	Home	Away	Neutral
November	20	1	0	17- 0	2- 0	1- 1
December	344	78	0	226- 30	64- 27	54-21
January	413	152	0	233- 43	168-102	12- 7
February	499	149	1	293- 42	143- 98-1	63- 9
March	177	77	0	32- 8	18- 14	127-55
Total	**1453**	**457**	**1**	**801-123**	**395-241-1**	**257-93**

OPPONENTS

SCORES VS. ALL OPPONENTS

Date	Ky.	Opp.
ADVENT MEM. (0-1)		
1-18-09 (A)	**27**	**41**
AIRFORCE (1-0)		
12-17-65 (H)	78	58
AKRON (2-0)		
1-16-37 (CIN)	32	22
11-28-81 (H)	83	64
ALABAMA (79-26)		
1-25-23 (H)	**35**	**45**
2-5-25(A)	**15**	**24**
2-1-26 (H)	27	16
1-25-29 (H)	**26**	**27**
2-8-32 (H)	50	22
2-13-33 (N)	35	21
2-1-34 (N)	33	28
2-8-34 (H)	26	21
2-1-35 (N)	33	26
2-11-35 (H)	25	16
2-3-36 (A)	32	30
2-7-36 (H)	40	34
2-1-37 (N)	38	27
2-10-37 (H)	**31**	**34**
1-31-38 (N)	57	31
2-12-38 (H)	27	21
1-28-39 (N)	**38**	**41**
2-1-39 (H)	45	27
1-28-40 (N)	**32**	**36**
2-10-40 (H)	46	18
2-3-41 (A)	38	36
2-8-41 (H)	46	38
3-1-41 (SEC)	39	37
2-2-42 (A)	**35**	**41**
2-9-42 (H)	50	34
3-1-42 (SEC)	36	34
1-30-43 (A)	**32**	**41**
2-6-43 (H)	67	41
3-3-45 (SEC)	52	41
3-2-46 (SEC)	59	30
2-3-47 (A)	48	37
2-17-47 (H)	63	33
2-5-48 (A)	41	31
2-16-48 (H)	63	33
2-2-49 (A)	56	40
2-14-49 (H)	74	32
2-5-50 (A)	66	64
2-13-50 (H)	77	57
1-13-51 (H)	65	48
1-26-52 (A)	71	67
3-1-54 (A)	68	43
2-28-55 (H)	66	52
2-25-56 (N)	**77**	**101**
2-23-57 (H)	79	60
2-22-58 (N)	*45	43
2-23-59 (H)	39	32
2-22-60 (N)	75	55
2-25-61 (H)	80	53
2-24-62 (A)	73	65
2-25-63 (H)	80	63
2-24-64 (A)	**59**	**65**
2-22-65 (A)	**71**	**75**
3-1-65 (H)	78	72
1-31-66 (H)	82	62
2-14-66 (A)	90	67
2-25-67 (A)	**71**	**81**
3-6-67 (H)	110	78
1-8-68 (A)	84	76
2-24-68 (A)	96	83
1-27-69 (A)	*83	70
2-24-69 (H)	108	79
1-26-70 (H)	86	71
2-23-70 (A)	98	89
1-25-71 (A)	86	73
2-22-71 (H)	101	74
1-31-72 (H)	77	74
2-28-72 (A)	**70**	**73**
1-29-73 (A)	95	93
2-26-73 (H)	111	95
1-12-74 (A)	**77**	**81**
2-23-74 (H)	**71**	**94**
1-20-75 (H)	74	69
2-22-75 (A)	84	79
1-5-76 (A)	**63**	**76**
3-6-76 (H)	90	85
1-29-77 (A)	87	85
2-26-77 (H)	85	70
1-23-78 (A)	**62**	**78**
2-20-78 (H)	97	84
1-13-79 (A)	**52**	**55**
2-10-79 (H)	80	71
3-1-79 (SEC)	101	100
1-12-80 (H)	**64**	**78**
2-9-80 (A)	72	63
1-17-81 (A)	**55**	**59**
2-14-81 (H)	77	62
1-16-82 (H)	86	69
2-13-82 (A)	72	62
3-6-82 (H-SEC)	**46**	**48**
1-8-83 (A)	**67**	**74**
2-5-83 (H)	76	70
3-11-83 (SEC)	**64**	**69**
1-9-84 (H)	76	66
2-4-84 (A)	**62**	**69**
3-9-84 (SEC)	48	46
1-12-85 (A)	**58**	**60**
2-13-85 (H)	51	48
1-11-86 (H)	76	52
2-13-86 (A)	73	71
3-8-86 (H-SEC)	83	72
3-20-86 (NCAA)	68	63
1-7-87 (H)	**55**	**69**
2-7-87 (A)	70	69
1-13-88 (A)	63	55
2-13-88 (H)	82	68
ALABAMA-BIR. (1-1)		
12-20-80 (UKIT)	61	53
3-15-81 (NCAA)	**62**	**69**
ALASKA (3-0)		
12-1-79 (GAS)	97	68
12-19-80 (UKIT)	91	56
12-28-87 (H)	100	58
ALUMNI (3-0)		
12-5-33 (H)	53	20
12-10-34 (H)	55	8
12-7-40 (H)	62	25
ARIZONA (1-0)		
3-16-46 (NIT)	77	53
ARKANSAS (4-0)		
12-18-45 (H)	67	42
12-13-48 (H)	76	39
1-2-50 (A)	57	53
3-25-78 (NCAA)	65	59
ARKANSAS STATE (1-0)		
1-18-45 (H)	75	6
ARMY (1-0)		
12-21-68 (UKIT)	80	65
ASH YMCA (2-0)		
1-10-14 (H)	28	15
1-20-14 (A)	30	19
AUBURN (58-14)		
1-29-21 (H)	40	25
2-8-26 (H)	35	26
2-28-42 (SEC)	40	31
2-28-46 (SEC)	69	24
2-23-47 (SEC)	84	18
3-4-49 (SEC)	70	39
1-5-51 (H)	79	35
3-2-51 (SEC)	84	54
1-30-52 (A)	88	48
2-27-54 (N)	109	79
2-26-55 (H)	93	59
2-4-56 (N)	82	81
2-25-57 (H)	103	85
2-24-58 (N)	**63**	**64**
2-21-59 (H)	75	56
2-20-60 (A)	**60**	**61**
2-27-61 (H)	77	51
2-25-62 (A)	63	60
2-23-63 (H)	78	59
2-22-64 (N)	99	79
1-18-65 (H)	73	67
2-20-65 (A)	**69**	**88**
1-29-66 (H)	115	78
2-12-66 (A)	77	64
1-21-67 (H)	60	58
2-27-67 (A)	**49**	**62**
1-20-68 (A)	**73**	**74**
2-26-68 (H)	89	57
2-3-69 (H)	105	93
3-3-69 (A)	90	86
2-2-70 (A)	84	83
3-2-70 (H)	102	81
2-1-71 (H)	114	75
1-71 (A)	102	83
2-7-72 (A)	78	72
3-6-72 (H)	102	67
2-5-73 (H)	88	57
3-3-73 (A)	91	79
1-12-74 (H)	79	58
2-11-74 (A)	***97**	**99**
1-11-75 (A)	**85**	**90**
2-10-75 (H)	119	76
1-26-76 (A)	***84**	**91**
2-23-76 (H)	93	82
1-15-77 (A)	75	68
2-12-77 (H)	89	82
1-9-78 (A)	101	77
2-6-78 (H)	104	81
1-25-79 (A)	*86	83
1-29-79 (H)	66	59
1-2-80 (H)	67	65
1-30-80 (A)	64	62
2-28-80 (SEC)	69	61
1-7-81 (A)	79	66
2-4-81 (H)	102	74
1-6-82 (H)	83	71
2-3-82 (A)	***81**	**83**
3-4-82 (H-SEC)	89	66
1-15-83 (H)	**67**	**75**
2-12-83 (A)	71	69
1-3-84 (A)	**63**	**82**
2-11-84 (H)	84	64
3-10-84 (SEC)	51	49
1-2-85 (H)	68	61
2-2-85 (A)	*49	47
1-6-86 (A)	**56**	**60**
1-31-86 (H)	81	71
1-3-87 (A)	63	60
2-4-87 (H)	75	71
3-6-87 (SEC)	**72**	**79**
1-9-88 (H)	**52**	**53**
2-10-88 (A)	69	62
AUSTIN PEAY (2-0)		
3-15-73 (NCAA)	106	100
11-29-86 (H)	71	69
BAYLOR (6-0)		
12-23-46 (H)	75	34
3-23-48 (NCAA)	58	42
3-29-48 (O. .T. .)	77	59
12-16-61 (H)	94	60
12-14-63 (H)	101	65
12-8-79 (H)	80	46
BEREA (11-0)		
1-9-26 (H)	37	23
1-4-28 (H)	37	16
12-31-29 (H)	29	26
12-31-30 (H)	41	25
12-22-31 (H)	52	27
12-17-35 (H)	58	30
12-12-36 (H)	70	26
12-5-37 (H)	69	35
12-9-39 (H)	74	24
12-4-43 (H)	54	40
12-4-44 (H)	56	32
BETHANY (1-0)		
2-4-11 (H)	24	11
BOSTON UNIV. (1-0)		
12-20-86 (UKIT)	81	69
BOWLING GREEN (2-0)		
2-11-49 (N)	63	61
12-17-76 (UKIT)	77	59
BRADLEY (3-0)		
2-5-49 (N)	62	52
12-30-49 (SB)	71	66
11-30-79 (GAS)	79	58
BRIGHAM YOUNG (3-0)		
12-28-51 (SB)	84	64
12-17-83 (UKIT)	93	59
3-17-84 (NCAA)	93	68
BUTLER (4-0)		
2-23-11 (H)	21	16
2-11-36 (A)	39	28
3-16-62 (NCAA)	81	60
11-27-82 (H)	90	53
CALIFORNIA (1-0)		
12-21-79 (UKIT)	78	52
CAMBRIDGE (1-0)		
*8-4-66 (IUT)	104	45
CARNEGIE TECH (2-0)		
12-18-31 (H)	36	34
12-28-43 (N)	61	14
CENTENARY (3-1)		
2-7-23 (H)	**21**	**38**
12-21-36 (H)	37	19
12-22-37 (H)	35	25
12-27-40 (H)	70	18
CENTRAL (7-9)		
1-19-06 (H)	15	14
1-26-06 (A)	17	15
1-25-07 (H)	22	9
2-12-07 (H)	**23**	**25**
3-9-07 (H)	**13**	**15**
1-25-08 (A)	**21**	**32**
2-13-08 (H)	31	20
3-7-08 (A)	**10**	**29**
1-27-09 (H)	24	23
2-6-09 (A)	**20**	**35**
2-26-09 (H)	**20**	**26**
1-28-10 (A)	**17**	**87**
3-5-10 (H)	**13**	**31**
3-11-10 (A)	**9**	**51**
1-12-12 (A)	32	13
2-1-12 (H)	52	10
CENTRAL MICHIGAN (1-0)		
3-20-75 (NCAA)	90	73
CENTRE (18-10)		
2-15-16 (A)	38	5
2-29-16 (H)	38	16
1-17-17 (H)	31	21
2-16-17 (A)	**24**	**38**
1-17-18 (A)	**21**	**29**
2-21-18 (H)	22	20
3-9-18 (Lou.)	**12**	**22**
1-25-19 (A)	**30**	**38**
2-24-19 (H)	**10**	**19**
2-14-20 (A)	**15**	**44**
3-6-20 (H)	***18**	**20**
2-8-21 (A)	**27**	**29**
2-18-21 (H)	20	13
2-4-22 (A)	27	21
2-20-22 (H)	40	23
2-27-23 (H)	**14**	**21**
2-14-23 (A)	**10**	**17**
2-9-24 (H)	27	18
2-21-24 (H)	38	24
1-17-25 (H)	33	26
2-21-25 (H)	39	10
1-22-26 (H)	45	25
2-4-26 (A)	46	19
1-29-27 (H)	27	25
2-12-27 (A)	22	16
1-9-28 (A)	36	25
2-18-28 (H)	30	20
2-13-29 (H)	47	11
CCNY (0-1)		
3-14-50 (NIT)	**50**	**89**
CHAMINADE (1-0)		
11-26-85 (A)	89	57
CHATTANOOGA (9-0)		
2-23-14 (H)	40	7
2-6-19 (A)	29	26
1-21-21 (H)	42	10
1-22-23 (H)	25	18
1-19-24 (A)	24	23
1-16-31 (H)	55	18
1-21-32 (H)	51	17
1-27-34 (H)	47	20
1-14-35 (H)	66	19
CHICAGO (2-0)		
12-30-32 (A)	58	26
1-2-35 (H)	42	16
CHRIST CHURCH (CIN.) (0-4)		
2-3-06 (H)	**24**	**38**
2-15-06 (A)	**17**	**54**
2-11-11 (A)	**21**	**32**
3-1-13 (H)	**19**	**30**
CINCINNATI (25-9)		
3-4-04 (H)	25	21
1-19-09 (A)	**25**	**41**
2-19-09 (H)	28	23
2-7-10 (A)	**17**	**47**
2-8-13 (H)	20	18
2-21-14 (H)	20	18
1-14-16 (A)	39	24
2-19-16 (H)	34	10
1-31-19 (A)	**18**	**28**
2-21-19 (H)	34	21
1-17-20 (A)	**11**	**13**
1-26-21 (A)	26	19
2-5-23 (A)	**24**	**33**
12-13-24 (H)	28	23
1-3-25 (A)	**20**	**24**
12-18-26 (H)	**10**	**48**
12-29-26 (A)	**23**	**51**
12-16-33 (H)	31	25
12-18-37 (H)	38	21
12-17-38 (H)	44	27
12-16-39 (H)	**30**	**39**
12-12-42 (H)	61	39
12-18-43 (H)	58	30
2-12-44 (A)	38	35
12-9-44 (H)	66	24
2-24-45 (A)	65	35
12-15-45 (H)	67	31
12-7-46 (A)	80	49
12-13-47 (A)	67	31
1-24-48 (H)	70	43
12-20-83 (A)	24	11
12-22-84 (H)	66	55
12-3-85 (H)	84	54
12-1-87 (H)	101	77
CINCINNATI YMCA (0-3)		
1-21-05 (H)	**22**	**43**
1-27-06 (H)	**16**	**29**
2-16-06 (A)	**9**	**38**
CLEMSON (11-3)		
2-16-22 (H)	38	14
2-15-23 (H)	**17**	**30**
2-13-24 (H)	38	13
12-16-27 (H)	33	17
1-3-30 (H)	31	15
2-1-30 (A)	34	20
1-3-31 (H)	33	21
2-14-31 (A)	**26**	**29**
1-2-32 (H)	43	24
1-14-32 (A)	30	17
1-16-33 (H)	67	18
2-1-34 (A)	42	32
12-21-39 (A)	55	31
3-7-79 (NIT)	***67**	**68**
COLORADO STATE (1-0)		
12-1-59 (H)	106	73
COLUMBIA (1-0)		
3-18-48 (NCAA)	76	53
CORNELL (0-1)		
12-28-66 (H)	**77**	**92**
CREIGHTON (7-4)		
1-10-30 (H)	**27**	**28**

OPPONENTS

SCORES VS. ALL OPPONENTS

Date	Ky.	Opp.
1-10-30 (H)	25	21
1-6-33 (A)	32	26
2-7-33 (A)	**22**	**34**
2-22-35 (H)	63	42
2-23-35 (H)	24	12
2-22-36 (H)	**29**	**31**
2-21-36 (H)	68	38
1-8-37 (H)	59	36
12-19-40 (A)	**45**	**54**
1-2-48 (A)	65	23
CUMBERLAND (4-1)		
31-17 (A)	48	20
2-28-18 (A)	42	21
2-8-19 (A)	22	21
2-26-20 (A)	**21**	**30**
1-15-21 (H)	37	21
DARTMOUTH (3-1)		
3-21-42 (NCAA)	**28**	**47**
12-27-62 (H)	95	49
1-2-65 (H)	107	77
12-21-73 (H)	102	77
DAVIDSON (1-0)		
3-14-86	75	55
DAYTON (3-1)		
1-11-47 (H)	70	29
12-21-55 (UKIT)	**74**	**89**
3-11-66 (NCAA)	86	79
12-22-67 (UKIT)	88	85
DEPAUL (17-3)		
2-20-43 (A)	**44**	**53**
12-12-46 (LV)	65	45
2-8-47 (A)	**47**	**53**
12-10-47 (N)	74	50
1-31-48 (A)	68	51
12-8-48 (N)	67	36
1-22-49 (N)	56	45
12-21-49 (LV)	49	47
1-21-50 (A)	86	53
1-8-51 (H)	63	55
2-19-51 (A)	60	57
12-20-51 (H)	98	60
2-23-52 (A)	63	61
1-11-54 (H)	81	63
2-20-54 (A)	76	61
1-10-55 (H)	92	59
2-19-55 (A)	76	72
12-12-55 (H)	71	69
2-18-56 (A)	**79**	**81**
12-18-70 (UKIT)	106	85
DEPAUW (1-3)		
1-24-10 (H)	**11**	**24**
2-9-10 (A)	**10**	**28**
12-19-25 (H)	**29**	**38**
2-5-44 (H)	38	35
DETROIT (1-1)		
1-10-44 (A)	**26**	**34**
12-7-82 (H)	83	46
DUKE (10-4)		
3-3-30 (SC)	**32**	**37**
2-28-31 (SC)	35	30
2-6-32 (H)	37	30
12-21-53 (UKIT)	85	69
2-1-56 (H)	81	76
12-18-56 (A)	**84**	**85**
12-2-57 (H)	78	74
12-8-58 (A)	78	64
12-31-63 (SB)	81	79
3-18-66 (NCAA)	83	79
12-20-69 (UKIT)	98	76
3-27-78 (NCAA)	94	88
11-17-79 (N)	***76**	**80**
3-13-80 (NCAA)	**54**	**55**
DUQUESNE (1-0)		
12-17-82 (UKIT)	55	42
EASTERN KENTUCKY (1-0)		
12-15-28 (H)	35	10
EAST CAROLINA (1-0)		
12-20-85 (UKIT)	86	52
EAST TENNESSEE (2-0)		
11-29-80 (H)	62	57
12-21-84 (H)	69	54
FLORIDA (54-17)		
1-3-27 (H)	44	36
3-2-31 (SC)	56	36
2-26-33 (SEC)	48	24
2-24-34 (SEC)	**32**	**38**
2-26-42 (SEC)	42	36
3-1-45 (SEC)	57	35
3-1-46 (SEC)	69	32
3-4-48 (SEC)	87	31
3-3-49 (SEC)	73	36
12-14-50 (H)	85	37
1-12-50 (A)	99	52
2-8-54 (H)	97	55
2-3-55 (H)	87	63
2-6-56 (A)	81	70
2-2-57 (H)	28	61
1-31-58 (A)	78	56
1-31-59 (H)	94	51
1-29-60 (A)	75	62
2-4-61 (H)	89	68
1-2-62 (A)	81	69
2-2-63 (H)	94	71
2-1-64 (A)	77	72
1-23-65 (A)	**68**	**84**
1-30-65 (H)	78	61
1-8-66 (A)	78	64
2-7-66 (H)	85	75
12-17-66 (H)	**75**	**78**
1-14-67 (A)	**72**	**89**
12-4-67 (H)	99	76
1-13-68 (A)	**78**	**96**
1-11-69 (H)	88	67
2-15-69 (A)	**81**	**82**
1-10-70 (A)	88	69
2-14-70 (H)	110	65
1-9-71 (H)	101	75
2-13-71 (A)	**65**	**74**
2-15-72 (A)	**70**	**72**
2-19-72 (H)	95	68
1-13-73 (H)	95	65
2-17-73 (A)	94	83
1-25-74 (A)	91	82
2-25-74 (H)	**65**	**75**
1-25-75 (H)	87	65
2-24-75 (A)	**58**	**66**
1-24-76 (A)	89	82
2-22-76 (A)	96	89
1-17-77 (A)	73	71
2-14-77 (H)	104	78
1-7-78 (A)	86	67
2-4-78 (H)	88	61
1-3-79 (A)	**65**	**76**
1-27-79 (H)	87	81
1-17-80 (A)	76	63
2-13-80 (H)	95	70
1-21-81 (H)	102	48
2-18-81 (H)	69	56
1-20-82 (A)	91	76
2-17-82 (H)	84	78
1-17-83 (H)	70	63
2-14-83 (A)	73	61
1-17-84 (A)	**57**	**69**
2-13-84 (H)	67	65
1-19-85 (H)	**55**	**67**
2-20-85 (A)	76	68
3-7-85 (SEC)	**55**	**58**
1-18-86 (A)	72	55
2-19-86 (H)	80	69
1-14-87 (H)	67	62
2-14-87 (A)	**56**	**74**
1-20-88 (H)	**56**	**58**
2-20-88 (A)	**76**	**83**
FLORIDA STATE (5-2)		
12-1-58 (H)	91	68
12-3-60 (H)	**58**	**63**
12-12-62 (H)	83	54
3-18-72 (NCAA)	**54**	**73**
3-7-77 (LOU)	97	57
3-11-78 (NCAA)	85	76
3-8-80 (NCAA)	97	78
FT. BENNING (1-0)		
1-7-46 (H)	81	25
FT. KNOX (7-0)		
1-4-43 (H)	64	30
12-1-43 (H)	51	18
1-31-44 (H)	76	48
12-2-44 (H)	56	23
12-1-45 (H)	59	36
12-2-46 (H)	68	31
12-1-47 (H)	80	41
GEORGIA (75-14)		
3-1-21 (SIAA)	20	19
2-3-23 (H)	**19**	**23**
2-7-25 (A)	**24**	**28**
2-28-25 (SC)	**31**	**32**
2-15-26 (A)	22	18
2-27-26 (SC)	39	34
2-15-28 (SC)	33	16
3-2-29 (SC)	**24**	**26**
2-1-30 (H)	22	21
2-14-30 (H)	36	23
2-13-31 (A)	**16**	**25**
3-2-40 (SEC)	51	43
1-19-42 (A)	51	26
1-31-42 (H)	55	38
1-18-43 (A)	60	28
2-26-43 (SEC)	58	30
3-2-44 (SEC)	57	29
1-29-45 (H)	73	37
1-21-47 (A)	84	45
2-10-47 (H)	81	40
1-20-48 (A)	88	51
2-21-49 (H)	95	40
1-17-50 (A)	**60**	**71**
1-28-50 (H)	88	56
3-3-50 (SEC)	79	63
2-23-51 (H)	88	41
1-16-52 (LV)	95	55
2-4-54 (H)	106	55
2-5-54 (LV)	100	68
2-9-55 (H)	86	40
2-27-56 (LV)	143	66
1-30-57 (H)	84	53
1-29-58 (N)	74	55
1-29-59 (H)	108	55
1-27-60 (N)	84	60
2-7-61 (H)	74	67
1-31-62 (N)	86	59
1-31-63 (H)	74	67
2-3-64 (A)	103	83
1-25-65 (A)	102	82
2-1-65 (H)	96	64
1-10-66 (A)	**69	65
2-5-66 (H)	74	50
1-16-67 (A)	**40**	**49**
2-20-67 (H)	101	76
1-15-68 (H)	104	73
2-19-68 (A)	106	87
1-13-69 (H)	88	67
2-17-69 (A)	85	77
1-12-70 (A)	72	71
2-16-70 (H)	116	86
1-11-71 (H)	79	66
2-15-71 (A)	107	95
1-17-72 (A)	**73**	**85**
2-21-72 (H)	87	63
1-15-73 (H)	89	68
2-19-73 (H)	99	86
1-7-74 (H)	*80	74
2-9-74 (A)	86	72
1-6-75 (A)	96	77
2-8-75 (H)	75	61
1-12-76 (H)	92	76
2-9-76 (A)	**81**	**86**
1-3-77 (H)	*64	59
3-7-77 (A)	72	54
1-30-78 (H)	90	73
2-27-78 (A)	78	67
1-22-79 (H)	73	64
2-19-79 (A)	90	74
12-17-80 (N)	95	69
1-26-80 (H)	56	49
1-3-81 (H)	76	66
1-31-81 (A)	**71	68
1-2-82 (A)	68	66
1-30-82 (H)	82	73
1-29-83 (A)	**63**	**70**
2-26-83 (H)	81	72
1-28-84 (H)	64	40
2-25-84 (A)	66	64
3-8-84 (SEC)	92	79
1-23-85 (A)	**73**	**81**
2-24-85 (H)	**77**	**79**
1-23-86 (H)	74	69
2-22-86 (A)	80	75
12-30-86 (LV)	**65**	**69**
2-25-87 (A)	**71**	**79**
1-2-88 (A)	84	77
3-2-88 (H)	80	72
3-13-88 (SEC)	62	57
GEORGIA TECH (50-13)		
2-23-24 (H)	33	27
2-6-25 (A)	18	16
1-16-26 (H)	25	24
1-22-27 (A)	**16**	**48**
2-11-28 (H)	**31**	**35**
1-16-29 (A)	**19**	**33**
2-8-30 (H)	39	19
2-9-31 (H)	38	34
2-16-31 (A)	35	16
2-11-33 (H)	45	22
2-10-34 (H)	49	25
2-9-35 (H)	57	30
2-28-37 (SEC)	40	30
2-19-40 (A)	**39**	**44**
1-20-41 (A)	47	37
2-17-41 (H)	60	41
1-20-42 (A)	63	53
2-16-42 (H)	57	51
1-19-43 (A)	38	36
2-15-43 (H)	58	31
1-22-45 (A)	64	58
2-3-45 (H)	51	32
1-21-46 (A)	68	43
1-28-46 (H)	54	26
1-20-47 (A)	70	47
2-22-47 (H)	83	46
3-1-47 (SEC)	75	53
1-19-48 (A)	71	56
2-21-48 (H)	78	54
3-6-48 (LV)	54	43
1-17-49 (H)	56	45
2-19-49 (H)	78	32
1-16-50 (A)	61	47
2-18-50 (H)	97	62
1-22-51 (A)	82	61
2-9-51 (H)	75	42
3-3-51 (SEC)	82	56
1-21-52 (A)	96	51
2-9-52 (H)	93	42
2-28-52 (SEC)	80	59
1-9-54 (H)	105	53
2-2-54 (LV)	99	48
1-8-55 (H)	**58**	**59**
1-31-55 (A)	**59**	**65**
1-7-56 (H)	104	51
1-30-56 (A)	84	62
1-5-57 (H)	95	72
1-28-57 (A)	76	65
1-4-58 (A)	76	60
1-27-58 (A)	**52**	**71**
1-3-59 (H)	72	62
1-26-59 (H)	94	70
1-2-60 (H)	**54**	**62**
1-25-60 (A)	**44**	**65**
1-7-61 (H)	89	79
1-30-61 (A)	**60**	**62**
1-6-62 (H)	89	70
1-29-62 (A)	71	62
1-5-63 (H)	****85**	**86**
1-28-63 (A)	**62**	**66**
1-4-64 (A)	**67**	**76**
1-25-64 (H)	79	62
12-19-75 (UKIT)	66	64
G'TOWN (KY) (35-15)		
2-6-03 (H)	**6**	**15**
2-4-04 (A)	**11**	**26**
2-13-04 (H)	**10**	**22**
1-13-05 (H)	**9**	**14**
1-20-06 (A)	**9**	**34**
2-9-06 (H)	**22**	**28**
1-19-07 (H)	16	15
2-21-07 (A)	**8**	**19**
2-11-08 (A)	**22**	**30**
3-3-08 (H)	18	13
2-8-09 (H)	45	32
2-15-09 (A)	48	19
1-22-10 (H)	31	11
2-4-10 (A)	**16**	**34**
3-8-10 (H)	24	23
2-17-11 (A)	47	22
1-5-12 (H)	38	12
3-1-12 (A)	19	18
1-18-16 (A)	29	22
1-31-16 (H)	30	22
1-27-17 (A)	**19**	**22**
2-21-17 (H)	32	18
1-24-18 (H)	22	18
2-14-18 (A)	25	16
1-18-19 (H)	**30**	**32**
2-15-19 (A)	**18**	**22**
1-31-20 (H)	25	14
2-17-20 (A)	28	16
1-18-21 (H)	38	23
2-15-21 (A)	56	11
1-14-22 (H)	**17**	**26**
2-16-22 (A)	26	17
2-24-22 (SIA)	41	21
1-13-23 (A)	24	13
2-19-23 (H)	**21**	**48**
1-12-24 (A)	32	24
2-11-24 (H)	39	35
1-10-25 (H)	25	17
2-14-25 (A)	36	21
1-12-26 (A)	36	21
1-30-26 (H)	25	20
2-1-27 (A)	**19**	**26**
12-14-29 (H)	46	9
12-18-30 (H)	67	19
12-15-31 (H)	66	24
12-12-32 (H)	62	21
12-9-33 (H)	41	12
12-6-35 (H)	42	17
12-9-36 (H)	46	21
12-2-38 (H)	39	19
GEORGETOWN U. (0-2)		
2-11-22 (A)	**23**	**28**
3-31-84 (NCAA)	**40**	**53**
GREAT LAKES NAVY (0-2)		
3-14-42 (Lou)	**47**	**58**
3-6-43 (Lou)	**39**	**53**
HARDIN-SIMMONS (1-0)		
12-1-65 (H)	83	55
HAWAII (2-0)		
11-27-85 (A)	98	65
11-28-87 (H)	86	59
HOLY CROSS (2-0)		
3-20-48 (NCAA)	60	52
12-16-48 (A)	51	48
HOUSTON (2-0)		
12-29-56 (SB)	111	76
1-22-84 (H)	74	67
IDAHO (2-0)		
12-9-46 (H)	65	35
12-17-55 (H)	91	35
ILLINOIS (11-4)		
1-5-25 (A)	**26**	**36**
3-20-42 (NCAA)	46	44
12-20-43 (A)	**41**	**43**
2-7-44 (H)	51	40
3-22-49 (NCAA)	76	47
3-24-51(NCAA)	76	74
12-22-56 (UKIT)	91	70
12-30-58 (L'ville)	76	75
12-21-60 (UKIT)	83	78
12-19-64 (UKIT)	**86**	**91**
12-8-65 (A)	86	68
12-5-66 (H)	**97**	**98**
12-11-82 (H)	76	57
12-24-84 (A)	56	54
3-24-84 (NCAA)	54	51

OPPONENTS

SCORES VS. ALL OPPONENTS

Date	Ky.	Opp.
INDIANA (15-16)		
12-18-24 (H)	**18**	**20**
1-5-26 (A)	**23**	**34**
12-21-26 (H)	**19**	**38**
2-4-28 (A)	**29**	**48**
12-30-40 (SB)	**45**	**48**
12-23-42 (LV)	**52**	**58**
12-11-43 (LV)	66	41
12-16-44 (LV)	61	43
12-18-65 (UKIT)	91	56
12-13-69 (H)	109	92
12-12-70 (A)	*95	93
12-11-71 (LV)	**89	**90**
12-9-72 (A)	**58**	**64**
3-17-73 (NCAA)	**65**	**72**
12-8-73 (LV)	**68**	**77**
12-7-74 (A)	**74**	**98**
3-22-75 (NCAA)	92	90
12-15-75 (LV)	**68**	**77**
12-6-76 (A)	66	51
12-5-77 (H)	78	64
12-16-78 (A)	**67**	**68**
12-15-79 (H)	69	58
12-6-80 (A)	68	66
12-8-81 (H)	85	69
12-22-82 (A)	**59**	**62**
3-24-83 (NCAA)	64	59
12-3-83 (H)	59	54
12-8-84 (A)	**68**	**81**
12-7-85 (H)	63	58
12-6-86 (A)	**66**	**71**
12-5-87 (N)	82	76
INDIANA CENTRAL (4-0)		
11-28-46 (H)	78	36
11-29-47 (H)	80	41
11-29-48 (H)	74	38
12-3-49 (H)	94	61
IONA (3-0)		
12-23-77 (H)	104	65
12-2-79 (GAS)	57	50
12-19-86 (UKIT)	75	59
IOWA (3-2)		
3-17-56 (NCAA)	**77**	**89**
12-21-62 (UKIT)	94	69
12-4-64 (H)	85	77
12-4-72 (H)	**66**	**79**
12-14-73 (A)	88	80
IOWA STATE (1-0)		
12-9-64 (H)	100	74
INSTANBUL (1-0)		
8-10-66 (IUT)	82	36
JACKSONVILLE (1-1)		
3-14-70 (NCAA)	**100**	**106**
12-18-81 (UKIT)	107	91
KANSAS (16-2)		
12-16-50 (H)	68	39
12-14-59 (A)	*77	72
12-6-69 (H)	115	85
12-4-71 (A)	79	69
12-23-72 (H)	77	71
12-3-73 (A)	**63**	**71**
12-23-74 (LV)	100	63
12-13-75 (A)	54	48
12-11-76 (H)	90	63
12-10-77 (A)	73	66
12-9-78 (H)	*67	66
12-12-79 (A)	57	56
12-13-80 (H)	87	73
12-12-81 (A)	*77	74
12-29-82 (LV)	82	62
12-10-84 (A)	72	50
12-31-85 (LV)	92	89
12-14-85 (A)	**66**	**83**
KANSAS STATE (7-0)		
1-4-40 (H)	53	26
12-20-40 (H)	28	25
3-27-51 (NCAA)	68	58
12-23-61 (UKIT)	80	67
12-23-66 (UKIT)	83	79
12-6-71 (A)	71	64
3-16-76 (NIT)	81	78
KY. WESLEYAN (8-2-1)		
1-8-10 (A)	14	12
1-27-11 (A)	**19**	**21**
1-9-18 (H)	23	13
2-9-18 (A)	21	21
1-13-19 (H)	46	5
2-22-19 (H)	18	13
2-21-20 (H)	43	13
1-12-21 (H)	38	13
1-10-27 (A)	**25**	**31**
2-18-30 (H)	32	20
12-10-38 (H)	57	18
LAMAR (1-0)		
12-13-86 (H)	71	56
LA SALLE (3-0)		
12-22-53 (UKIT)	73	60
12-22-54 (UKIT)	63	54
12-2-78 (H)	109	77
LEXINGTON HIGH (1-1)		
1-9-09 (H)	29	9
1-13-11 (H)	**29**	**36**
LEXINGTON YMCA (2-5)		
2-19-03 (H)	11	10
1-16-07 (H)	**17**	**25**
3-1-07 (A)	**22**	**41**
1-10-08 (H)	**19**	**29**
2-15-08 (H)	**19**	**23**
2-16-12 (H)	32	20
1-24-13 (H)	**25**	**27**
LONG ISLAND U. (2-1)		
1-4-39 (MSG)	**34**	**52**
1-1-45 (MSG)	*62	52
3-17-47 (MSG)	63	62
LOUISIANA STATE (59-15)		
2-27-33 (SEC)	51	38
2-26-37 (SEC)	57	37
3-3-39 (SEC)	53	34
3-3-44 (SEC)	55	28
3-2-45 (SEC)	68	37
3-2-46 (SEC)	59	36
3-5-48 (SEC)	63	47
1-31-51 (A)	81	59
1-5-52 (H)	57	47
3-1-52 (SEC)	44	43
3-9-54 (N)	63	56
12-4-54 (H)	74	58
1-17-55 (A)	64	62
12-3-55 (A)	62	52
1-14-56 (H)	107	65
1-12-57 (A)	51	46
1-11-58 (H)	97	52
1-10-59 (A)	76	61
1-9-60 (H)	77	45
1-13-61 (A)	**59**	**73**
1-12-62 (H)	84	63
1-11-63 (A)	63	56
1-10-64 (H)	103	84
1-9-65 (A)	79	66
1-24-66 (H)	111	85
1-28-67 (H)	102	72
2-4-67 (A)	105	84
1-27-68 (A)	121	95
2-3-68 (H)	109	96
1-25-69 (A)	108	96
2-22-69 (H)	103	89
1-24-70 (H)	109	96
2-21-70 (A)	121	105
1-23-71 (A)	82	79
2-20-71 (H)	110	73
1-29-72 (H)	89	71
2-26-72 (A)	**71**	**88**
1-27-73 (A)	86	71
2-24-73 (H)	94	76
1-5-74 (A)	**84**	**95**
2-4-74 (H)	73	70
1-4-75 (H)	115	80
2-3-75 (A)	77	76
2-2-76 (H)	85	71
3-1-76 (A)	85	70
1-22-77 (H)	87	72
2-19-77 (A)	90	76
1-14-78 (H)	96	76
2-11-78 (A)	**94**	**95**
1-6-79 (H)	**89**	**93**
2-3-79 (A)	**61**	**70**
3-2-79 (SEC)	80	67
1-28-80 (H)	**60**	**65**
2-24-80 (A)	*76	74
3-1-80 (SEC)	**78**	**80**
1-19-81 (A)	**67**	**81**
3-1-81 (H)	73	71
1-25-82 (H)	76	65
2-27-82 (A)	**78**	**94**
1-5-83 (H)	52	50
3-5-83 (A)	**60**	**74**
1-7-84 (A)	96	80
3-3-84 (H)	90	68
1-31-85 (H)	53	43
3-2-85 (A)	**61**	**67**
1-29-86 (A)	54	52
3-1-86 (H)	68	57
3-7-86 (H-SEC)	61	58
3-22-86 (NCAA)	**57**	**59**
1-18-87 (H)	**41**	**76**
2-21-87 (A)	**52**	**65**
1-23-88 (A)	76	61
2-24-88 (H)	95	69
3-12-88 (SEC)	86	80
L'VILLE COLISEUM (1-1)		
2-8-08 (H)	29	28
2-22-08 (A)	**18**	**30**
LOUISVILLE (14-5)		
2-15-13 (H)	34	10
2-7-14 (H)	22	17
3-3-14 (A)	26	13
1-22-15 (H)	18	14
2-27-15 (A)	**15**	**26**
2-12-16 (H)	**22**	**28**
2-22-16 (A)	32	24
1-17-22 (A)	38	14
1-21-22 (H)	29	22
3-27-48 (N)	*91	57
3-20-51 (NCAA)	79	68
3-13-59 (NCAA)	**61**	**76**
3-26-83 (NCAA)	**68**	**80**
11-26-83 (H)	65	44
3-22-84 (NCAA)	72	67
12-15-84 (A)	**64**	**71**
12-28-85 (H)	69	64
12-27-86 (A)	85	51
12-12-88 (H)	76	75
LOUISVILLE YMCA (1-0)		
1-17-14 (H)	30	21
LOUISVILLE YMHA (1-0)		
1-31-14 (H)	59	12
LOYOLA (Chicago) (4-3)		
3-14-49 (NIT)	56	67
3-13-51 (H)	**97**	**61**
1-7-57 (H)	81	62
2-15-57 (A)	115	65
12-30-57 (H)	75	42
2-15-58 (A)	**56**	**57**
3-14-64 (NCAA)	**91**	**100**
LOYOLA (N.O.) (1-0)		
12-30-63 (SB)	86	64
MAINE (1-0)		
12-30-80 (H)	100	54
MARIETTA (2-2)		
2-13-13 (H)	42	16
2-28-14 (H)	19	17
3-3-16 (H)	**22**	**27**
3-4-16 (H)	**23**	**27**
MARQUETTE (7-4)		
2-14-38 (H)	35	33
2-4-39 (H)	37	31
2-3-40 (A)	51	45
3-11-55 (NCAA)	**71**	**79**
3-14-59 (NCAA)	98	69
3-11-61 (CHI)	**72**	**88**
3-15-68 (NCAA)	107	89
3-13-69 (NCAA)	**74**	**81**
3-20-71 (NCAA)	**74**	**91**
3-16-72 (NCAA)	85	69
3-15-75 (NCAA)	76	54
MARSHALL (6-0)		
1-21-14 (A)	46	6
1-27-22 (H)	34	12
12-27-30 (H)	42	26
12-30-31 (H)	46	16
12-17-32 (N)	57	23
12-14-33 (H)	48	26
MARYLAND (5-3)		
1-19-28 (A)	**7**	**37**
2-28-30 (SCT)	26	21
3-3-31 (SCT)	**27**	**29**
12-15-55 (A)	62	61
12-15-56 (H)	76	55
12-9-57 (A)	**62**	**71**
12-15-57 (H)	*58	56
3-20-88 (N)	90	81
MARYVILLE (5-0)		
1-16-15 (H)	37	17
2-4-15 (A)	23	22
2-26-16 (H)	36	25
1-22-20 (H)	27	16
12-13-40 (H)	53	14
MERCER (1-1)		
1-26-21 (SIAA)	49	24
2-25-22 (SIAA)	**22**	**35**
MEXICO U. (3-0)		
2-16-33 (H)	81	22
2-8-37 (H)	60	30
1-24-42 (H)	56	26
MEXICO YMCA (1-0)		
1-8-24 (H)	25	14
MIAMI (FL) (1-0)		
12-3-56 (H)	114	75
MIAMI (O) (18-4)		
1-12-06 (H)	**10**	**15**
2-17-06 (A)	**19**	**29**
1-19-12 (H)	31	14
2-27-13 (H)	24	16
3-8-19 (H)	**14**	**38**
12-20-27 (H)	**31**	**36**
12-21-28 (H)	*43	42
12-20-29 (H)	35	20
12-6-41 (H)	35	21
12-16-46 (H)	62	49
1-5-48 (A)	67	53
3-14-58 (NCAA)	94	70
1-2-61 (H)	70	58
12-2-61 (H)	93	61
12-2-68 (A)	86	77
3-15-69 (NCAA)	72	71
12-29-69 (H)	80	58
12-1-73 (H)	81	68
12-2-74 (A)	80	73
3-10-75 (H)	91	69
3-16-78 (NCAA)	91	69
12-18-87 (H)	85	71
MICHIGAN (4-1)		
12-20-24 (H)	**11**	**21**
3-12-66 (NCAA)	84	77
12-2-67 (A)	96	79
12-20-68 (UKIT)	112	104
12-5-70 (A)	104	93
MICHIGAN STATE (10-6)		
12-13-35 (A)	**26**	**32**
1-21-36 (H)	27	19
1-2-37 (H)	28	21
1-14-37 (A)	**23**	**24**
1-8-38 (A)	**37**	**42**
2-7-38 (H)	44	27
1-13-45 (H)	66	36
2-5-45 (A)	**50**	**66**
1-12-46 (H)	55	44
2-2-46 (H)	59	51
1-27-47 (H)	86	63
1-10-48 (A)	47	45
3-16-57 (NCAA)	**68**	**80**
12-13-71 (H)	**85**	**91**
12-2-72 (A)	75	66
3-18-78 (NCAA)	52	49
MIDDLE TENN. (0-1)		
3-4-82 (NCAA)	**44**	**50**
MINNESOTA (3-1)		
12-13-51 (A)	**57**	**61**
12-28-53 (H)	74	59
12-20-55 (UKIT)	72	65
12-21-57 (UKIT)	78	58
MISSISSIPPI (73-6)		
1-9-25 (H)	26	23
2-11-27 (H)	**17**	**37**
2-27-28 (SC)	**28**	**41**
2-22-29 (H)	35	30
2-23-29 (H)	32	24
2-23-33 (SEC)	49	31
3-2-39 (SEC)	49	30
2-10-41 (H)	60	41
2-27-41 (SEC)	62	52
2-27-42 (SEC)	59	32
2-3-49 (N)	75	45
2-16-49 (H)	85	31
2-4-50 (N)	61	55
2-15-50 (H)	90	50
2-3-51 (N)	86	39
1-2-52 (N)	116	58
2-6-52 (H)	81	61
2-13-54 (H)	88	62
2-5-55 (N)	84	66
2-11-56 (H)	88	49
2-8-57 (N)	75	69
2-8-58 (H)	96	65
2-7-59 (N)	97	72
2-6-60 (H)	61	43
2-11-61 (N)	74	60
2-10-62 (H)	83	60
2-9-63 (N)	75	69
2-8-64 (H)	102	59
2-6-65 (H)	102	65
2-21-66 (A)	108	65
1-30-67 (H)	96	53
2-6-67 (A)	79	70
1-9-68 (A)	85	76
2-5-68 (H)	78	62
1-4-69 (A)	69	59
2-8-69 (H)	104	68
1-3-70 (H)	95	73
2-7-70 (A)	120	85
1-2-71 (A)	103	95
2-6-71 (A)	121	86
1-8-72 (H)	93	82
2-12-72 (A)	90	82
1-6-73 (A)	**58**	**61**
2-10-73 (H)	88	70
1-19-74 (H)	93	64
2-18-74 (A)	**60**	**61**
1-18-75 (A)	85	82
2-17-75 (H)	108	89
1-31-76 (H)	89	81
2-28-76 (A)	94	87
1-24-77 (H)	100	73
2-21-77 (A)	81	69
1-16-78 (H)	76	56
2-13-78 (A)	64	52
1-8-79 (H)	90	64
2-5-79 (A)	87	82
2-28-79 (SEC)	82	77
1-9-80 (A)	79	73
2-6-80 (H)	86	72
2-29-80 (SEC)	70	67
1-14-81 (H)	64	55
2-11-81 (A)	62	55
1-13-82 (A)	**65**	**67**
2-10-82 (H)	56	49
3-5-82 (H-SEC)	62	58

OPPONENTS

SCORES VS. ALL OPPONENTS

Date	Ky.	Opp.
1-3-83 (H)	72	60
3-3-83 (A)	61	58
1-2-84 (A)	68	55
3-1-84 (H)	76	57
1-9-85 (A)	57	45
2-9-85 (H)	67	52
1-8-86 (H)	75	58
2-8-86 (A)	62	58
3-6-86 (H-SEC)	95	69
1-28-87 (A)	**65**	**76**
2-28-87 (H)	64	63
2-3-88 (H)	94	65
3-5-88 (A)	78	71
3-11-88 (SEC)	82	64
MISSISSIPPI STATE (65-11)		
2-28-21 (SIAA)	28	13
1-26-22 (H)	28	21
1-14-24 (H)	**16**	**17**
2-27-25 (SC)	31	26
3-1-26 (SC)	**26**	**31**
2-1-29 (A)	25	23
2-2-29 (A)	32	14
1-24-30 (H)	38	17
1-25-30 (H)	20	14
2-28-33 (SEC)	46	27
2-28-36 (SEC)	41	39
2-13-39 (H)	39	28
2-13-40 (H)	45	37
2-27-43 (SEC)	52	43
1-4-50 (N)	87	55
3-2-50 (SEC)	56	46
2-2-51 (A)	80	60
3-1-51 (SEC)	92	70
2-11-52 (H)	110	66
2-15-54 (H)	81	49
2-7-55 (A)	61	56
2-13-56 (H)	86	65
2-11-57 (A)	**81**	**89**
2-10-58 (H)	72	62
2-9-59 (A)	**58**	**66**
2-8-60 (H)	90	59
2-13-61 (A)	68	62
2-12-62 (H)	**44**	**49**
2-11-63 (A)	**52**	**56**
2-10-64 (H)	65	59
2-8-65 (H)	74	56
2-19-66 (A)	73	69
2-11-67 (H)	***72**	**77**
2-18-67 (A)	103	74
2-10-68 (A)	92	84
2-17-68 (H)	107	81
1-6-69 (A)	91	72
2-10-69 (H)	91	69
1-5-70 (H)	111	76
2-9-70 (A)	86	57
1-4-71 (A)	79	71
2-8-71 (H)	102	83
1-10-72 (H)	104	76
2-14-72 (A)	63	55
1-8-73 (A)	90	81
2-12-73 (A)	100	*87
2-2-74 (A)	82	70
3-4-74 (H)	108	69
2-1-75 (H)	112	79
3-8-75 (A)	118	80
1-5-76 (A)	**73**	**77**
3-8-76 (H)	94	*93
1-31-77 (A)	92	85
2-28-77 (H)	77	64
1-21-78 (A)	75	65
2-18-78 (H)	58	56
1-15-79 (A)	**61**	**63**
2-12-79 (H)	80	65
1-23-80 (A)	89	67
2-20-80 (H)	71	65
1-28-81 (H)	71	64
2-25-81 (A)	78	74
1-27-82 (A)	**51**	**56**
2-24-82 (H)	71	54
1-10-83 (A)	59	53
2-8-83 (H)	88	67
1-11-84 (H)	51	42
2-6-84 (A)	77	58
1-16-85 (H)	58	57
2-16-85 (A)	**69**	**82**
1-15-86 (A)	64	52
2-15-86 (H)	88	62
1-12-87 (A)	57	49
1-31-87 (H)	50	36
1-6-88 (H)	93	52
2-6-88 (A)	83	59
MISSOURI (2-0)		
12-31-60 (H)	81	69
12-17-71 (UKIT)	83	72
MOORES HILL (1-0)		
2-14-06 (A)	32	11
MOREHEAD (1-0)		
3-17-61 (NCAA)	71	64
NAVAL ACADEMY (3-1)		
1-18-29 (A)	**26**	**32**
12-29-58 (H)	82	69
12-19-69 (UKIT)	73	59
1-25-87 (H)	80	69
NEBRASKA (2-1)		
12-18-40 (A)	**39**	**40**
12-16-41 (H)	42	27
12-15-72 (UKIT)	85	60
NEVADA-LAS VEGAS (3-0)		
3-4-78 (H)	92	70
2-17-80 (A)	74	69
3-16-85 (NCAA)	64	61
NEW ALBANY YMCA (0-1)		
2-12-06 (A)	**12**	**29**
NEW YORK UNIV. (0-2)		
1-5-35 (MSG)	**22**	**23**
1-8-36 (MSG)	**28**	**41**
NIAGARA (1-0)		
3-13-76 (NIT)	67	61
NORTH CAROLINA (6-13)		
2-29-24 (SIAA)	**20**	**41**
1-4-29 (H)	**15**	**25**
2-27-32 (SC)	**42**	**43**
1-9-50 (H)	83	44
12-18-59 (UKIT)	76	70
12-13-60 (N)	70	65
12-17-62 (H)	**66**	**68**
12-9-63 (H)	100	80
12-7-64 (N)	**67**	**82**
12-13-66 (H)	**55**	**64**
12-12-67 (N)	**77**	**84**
12-7-68 (H)	**77**	**87**
12-8-69 (N)	94	87
12-11-72 (LV)	**70**	**78**
12-10-73 (N)	**84**	**101**
12-9-74 (LV)	90	78
12-8-75 (N)	**77**	**90**
3-19-77 (NCAA)	**72**	**79**
12-26-81 (N)	**69**	**82**
N.C.-CHARLOTTE (2-0)		
3-21-76 (NIT)	71	67
12-19-87 (UKIT)	84	81
N. CAROLINA STATE (3-1)		
2-27-31 (SCT)	33	28
3-19-47 (NIT)	60	42
1-5-85 (H)	78	62
2-28-86 (A)	**51**	**54**
NORTHWESTERN (7-1)		
12-15-62 (H)	71	60
12-7-63 (A)	95	63
12-11-65 (H)	86	75
12-10-66 (A)	118	116
12-1-70 (A)	115	100
12-1-71 (H)	94	85
11-30-74 (H)	97	70
12-1-75 (A)	**77**	**89**
N-WESTERN (LA) ST. (1-0)		
12-22-85 (H)	77	58
NOTRE DAME (31-15)		
1-12-29 (A)	19	16
2-10-36 (A)	**20**	**41**
1-5-37 (LV)	**28**	**41**
1-15-38 (A)	**39**	**47**
1-14-39 (LV)	**39**	**42**
1-13-40 (A)	**47**	**52**
1-4-41 (LV)	**47**	**48**
2-7-42 (A)	**43**	**46**
1-23-43 (LV)	60	55
1-8-44 (LV)	55	54
1-27-45 (LV)	***58**	**59**
1-26-46 (A)	**47**	**56**
2-1-47 (LV)	60	30
2-2-48 (A)	**55**	**64**
1-29-49 (LV)	62	38
1-23-50 (A)	**51**	**64**
1-15-51 (H)	69	44
2-2-52 (N)	71	66
3-15-58 (NCAA)	89	56
2-14-59 (N)	71	52
2-13-60 (H)	68	65
12-7-60 (LV)	68	62
12-30-61 (LV)	100	53
12-29-62 (LV)	78	70
12-28-63 (LV)	101	81
12-29-64 (LV)	**97**	**111**
12-29-65 (LV)	103	69
12-31-66 (LV)	96	85
12-30-67 (LV)	81	73
12-28-68 (LV)	110	90
12-27-69 (LV)	102	100
3-12-70 (NCAA)	109	99
12-29-70 (LV)	**92**	**99**
12-28-71 (LV)	83	67
12-30-72 (LV)	65	63
12-29-73 (LV)	**79**	**94**
12-28-74 (LV)	113	96
12-30-75 (LV)	79	77
12-30-76 (LV)	102	78
12-31-77 (LV)	73	68
12-30-78 (LV)	81	76
12-29-79 (LV)	86	80
12-27-80 (LV)	**61**	**67**
12-29-81 (LV)	*34	28
12-1-82 (A)	58	45
1-31-88 (LV)	78	69
OGLETHORPE (1-0)		
12-13-34 (H)	81	12
OHIO STATE (8-8)		
1-2-33 (H)	**30**	**46**
12-27-39 (SB)	36	30
12-13-41 (A)	**41**	**43**
1-2-43 (H)	**40**	**45**
12-13-43 (A)	40	28
12-23-44 (H)	*53	48
3-20-45 (NCAA)	**37**	**45**
12-4-57 (A)	61	54
12-19-58 (UKIT)	95	76
12-28-59 (H)	96	93
3-18-61 (NCAA)	**74**	**87**
3-17-62 (NCAA)	**64**	**74**
3-16-68 (NCAA)	**81**	**82**
12-3-80 (H)	70	64
12-5-81 (A)	78	62
3-13-87 (NCAA)	**77**	**91**
OHIO UNIVERSITY (8-1)		
2-26-44 (H)	51	35
1-16-45 (H)	59	46
2-19-45 (A)	61	38
1-5-46 (H)	57	48
2-19-46 (A)	60	52
1-4-47 (H)	46	36
1-12-48 (A)	79	57
3-13-64 (NCAA)	**69**	**85**
3-19-82 (NCAA)	57	40
OHIO WESLEYAN (0-1)		
2-9-11 (A)	**19**	**37**
OKLAHOMA STATE (3-1)		
3-26-44 (NIT)	45	29
12-30-46 (SB)	**31**	**37**
3-26-49 (NCAA)	46	36
12-21-74 (UKIT)	90	65
OKLAHOMA (2-0)		
12-21-46 (H)	43	33
3-1-87 (H)	75	74
OREGON (1-0)		
12-16-72 (UKIT)	95	68
OREGON STATE (3-0)		
12-22-66 (UKIT)	96	76
12-22-70 (H)	84	78
12-20-75 (UKIT)	82	74
OTTERBEIN (0-1)		
2-10-11 (A)	**27**	**41**
PENNSYLVANIA (2-0)		
12-9-67 (H)	64	49
12-14-68 (A)	102	78
PENN STATE (2-0)		
3-21-52 (NCAA)	82	54
3-12-55 (NCAA)	84	59
PEPPERDINE (1-0)		
12-21-85 (UKIT)	88	56
PHILLIPS OILERS (0-1)		
3-31-48 (Oly T.)	**49**	**53**
PITTSBURGH (4-0)		
12-23-35 (H)	35	17
3-29-37 (SB)	40	29
3-15-57 (NCAA)	98	92
3-5-60 (H)	73	66
PORTLAND STATE (1-0)		
12-16-77 (UKIT)	114	88
PRINCETON (2-1)		
1-31-26 (H)	**26**	**30**
12-18-71 (UKIT)	96	82
3-12-77 (NCAA)	72	59
PROVIDENCE (1-0)		
3-18-76 (NIT)	79	78
PURDUE (4-2)		
12-25-49 (A)	60	54
12-9-50 (H)	70	52
12-19-70 (UKIT)	**83**	**89**
12-22-79 (UKIT)	61	60
12-28-84 (LV)	86	67
12-1-84 (A)	**56**	**66**
RHODE ISLAND (1-0)		
3-20-46 (NIT)	46	45
ROSE POLYTECHNIC (1-1)		
2-10-10 (A)	**11**	**52**
1-30-17 (H)	33	12
SALONIKA U. (1-0)		
8-6-66 (IUT)	91	60
SEATTLE (1-0)		
3-22-58 (NCAA)	84	72
SETON HALL (1-0)		
12-19-81 (UKIT)	98	72
SEWANEE (6-0)		
2-23-23 (H)	30	14
1-15-24 (H)	50	15
3-1-30 (SCT)	44	22
1-15-32 (A)	30	20
1-12-34 (A)	55	16
2-15-34 (H)	60	15
SOUTH CAROLINA (8-1)		
2-24-28 (SC)	56	40
1-10-33 (H)	44	36
2-2-33 (A)	**38**	**44**
12-22-41 (H)	64	25
12-23-67 (UKIT)	76	66
12-13-76 (A)	98	67
12-12-77 (H)	84	65
2-25-79 (A)	79	74
2-10-79 (H)	125	81
SOUTHERN (1-0)		
3-18-88 (NCAA)	99	84
SOUTHERN CAL (0-2)		
12-5-59 (A)	**73**	**87**
12-4-61 (H)	**77**	**79**
SOUTHERN METH. (3-2)		
12-21-56 (UKIT)	73	67
12-16-57 (A)	**64**	**65**
12-11-58 (H)	72	60
11-26-76 (H)	110	86
12-4-84 (H)	**54**	**56**
ST. ANDREWS (1-1)		
1-30-15 (H)	35	15
2-26-15 (A)	**25**	**50**
ST. JOHN'S (9-4)		
12-30-43 (A)	44	38
3-22-44 (NIT)	**45**	**48**
12-29-45 (A)	73	59
12-21-46 (N)	70	50
12-23-47 (A)	52	40
12-18-48 (A)	57	30
12-15-49 (A)	**58**	**69**
12-23-50 (A)	43	37
3-22-51 (NCAA)	59	43
12-17-51 (H)	81	40
3-22-52 (NCAA)	**57**	**64**
12-17-77 (UKIT)	102	72
3-22-85 (NCAA)	**70**	**86**
ST. JOSEPH'S (1-0)		
1-6-39 (A)	41	30
ST. LOUIS (7-9)		
12-30-48 (SB)	**40**	**42**
12-29-50 (SB)	**42**	***43**
12-29-51 (SB)	**60**	**61**
12-18-53 (A)	71	59
12-30-54 (H)	82	65
12-28-55 (A)	101	80
1-10-56 (H)	**70**	**71**
12-14-57 (A)	73	60
12-13-58 (H)	76	57
12-12-59 (A)	**61**	**73**
12-22-60 (UKIT)	**72**	***74**
12-11-61 (H)	86	77
12-31-62 (A)	**63**	**87**
3-2-63 (H)	**60**	**67**
12-22-64 (A)	**75**	**80**
1-3-66 (H)	80	70
STANFORD (1-0)		
12-22-73 (UKIT)	78	77
SYRACUSE (5-0)		
12-30-50 (SB)	69	59
12-12-64 (H)	110	77
3-29-75 (NCAA)	95	79
12-23-78 (UKIT)	94	87
2-28-88 (H)	62	58
TEMPLE (14-4)		
12-30-44 (A)	45	44
1-1-46 (A)	**45**	**53**
3-9-46 (LV)	54	43
3-8-47 (LV)	68	29
12-20-47 (A)	**59**	**60**
12-24-48 (LV)	58	38
12-5-53 (H)	86	59
12-18-54 (H)	79	61
1-1-55 (A)	101	69
12-10-55 (H)	**61**	**73**
12-8-56 (A)	73	58
12-7-57 (H)	85	***83
3-21-58 (NCAA)	61	60
12-6-58 (A)	76	71
12-20-59 (LV)	97	92

OPPONENTS

SCORES VS. ALL OPPONENTS

Date	Ky.	Opp.
12-17-60 (A)	**58**	**66**
12-18-61 (H)	78	55
12-8-62 (A)	56	52
TENNESSEE (108-55)		
2-16-10 (H)	20	5
2-7-12 (H)	27	15
2-11-14 (H)	20	14
2-12-14 (H)	20	18
2-5-15 (A)	**21**	**36**
2-6-15 (A)	**22**	**27**
2-17-15 (H)	22	13
2-18-15 (H)	20	18
2-23-16 (H)	**17**	**28**
2-9-17 (H)	**20**	**23**
2-10-17 (H)	**19**	**22**
3-2-17 (A)	**26**	**27**
4-3-17 (A)	**10**	**30**
2-17-18 (A)	33	26
2-8-18 (H)	40	12
3-1-18 (A)	29	18
3-2-18 (A)	32	20
2-7-19 (A)	**22**	**40**
2-28-19 (H)	30	14
2-5-20 (H)	**24**	**29**
2-7-20 (H)	**26**	**27**
2-27-20 (A)	**25**	**28**
2-28-20 (A)	36	25
1-20-23 (A)	**26**	**30**
2-10-23 (H)	**23**	**28**
1-18-24 (A)	**13**	**20**
2-9-25 (A)	35	22
2-18-25 (H)	26	21
2-12-26 (A)	51	17
2-18-26 (H)	27	21
1-21-27 (A)	**14**	**19**
2-19-27 (H)	**21**	**30**
1-28-28 (H)	48	18
2-9-28 (A)	43	16
1-17-29 (A)	35	29
1-19-29 (H)	27	22
1-18-30 (H)	23	20
1-31-30 (A)	**24**	***29**
1-10-31 (H)	31	23
1-31-31 (A)	36	*32
1-16-32 (A)	29	28
2-13-32 (H)	41	27
1-14-33 (A)	42	21
1-28-33 (H)	44	23
1-13-34 (A)	44	23
1-27-34 (H)	53	26
1-26-35 (H)	48	21
2-16-35 (A)	38	36
1-25-36 (H)	40	31
2-15-36 (A)	**28**	**39**
3-1-36 (SEC)	**28**	**39**
1-23-37 (H)	43	26
2-13-37 (A)	**24**	**26**
3-1-37 (SEC)	39	25
1-22-38 (H)	52	27
2-26-38 (A)	29	26
1-21-39 (H)	**29**	**30**
2-18-39 (A)	36	**34
3-4-39 (SEC)	46	38
1-20-40 (H)	35	26
2-17-40 (A)	**23**	**27**
3-1-40 (SEC)	30	29
1-18-41 (A)	**22**	**32**
2-15-41 (H)	37	28
3-2-41 (SEC)	**33**	**36**
1-17-42 (A)	**40**	**46**
2-14-42 (A)	36	33
1-16-43 (A)	30	28
2-13-43 (H)	53	29
2-28-43 (SEC)	**30**	**33**
1-20-45 (A)	**34**	**35**
2-17-45 (H)	40	34
3-3-45 (SEC)	39	35
1-19-46 (A)	50	32
2-16-46 (H)	54	34
1-18-47 (A)	54	39
2-15-47 (H)	61	46
1-17-48 (A)	65	54
2-14-48 (H)	69	42
3-6-48 (SEC)	70	47
1-15-49 (A)	66	51
2-8-49 (H)	71	56
3-5-49 (SEC)	83	44
1-14-50 (A)	**53**	**66**
2-11-50 (H)	79	52
3-4-50 (SEC)	95	58
1-20-51 (A)	70	45
2-17-51 (H)	86	61
1-19-52 (A)	65	56
2-16-52 (H)	95	40
3-1-52 (SEC)	81	66
1-23-54 (A)	97	71
2-18-54 (H)	90	63
1-22-55 (A)	84	66
3-5-55 (H)	104	61
1-21-56 (A)	95	68
3-3-56 (H)	101	77
1-19-57 (A)	97	72
3-2-57 (H)	93	75
1-18-58 (H)	77	68
3-1-58 (H)	77	66
1-17-59 (H)	79	58
2-28-59 (A)	69	56
1-16-60 (A)	78	68
2-27-60 (H)	**63**	**65**
1-21-61 (H)	83	54
3-4-61 (A)	68	61
12-22-61 (UKIT)	96	69
1-15-62 (A)	95	82
3-10-62 (H)	90	59
1-19-63 (N)	**69**	***78**
3-2-63 (A)	**55**	**63**
1-18-64 (H)	66	57
2-29-64 (A)	42	38
1-16-65 (A)	**58**	**77**
2-27-65 (H)	61	60
2-26-66 (H)	78	64
3-5-66 (A)	**62**	**69**
1-23-67 (H)	**50**	****52**
2-13-67 (A)	**57**	**76**
1-22-68 (A)	**59**	**87**
2-12-68 (H)	60	59
1-18-69 (A)	69	66
3-8-69 (H)	84	69
1-17-70 (H)	68	52
3-7-70 (A)	86	69
1-16-71 (A)	**71**	**75**
3-6-71 (H)	84	78
1-22-72 (H)	72	70
3-9-72 (A)	67	66
1-20-73 (A)	**64**	**55**
3-8-73 (H)	86	81
1-14-74 (A)	**54**	**67**
2-16-74 (H)	61	58
1-13-75 (H)	88	82
2-15-75 (A)	**98**	**103**
1-10-76 (H)	**88**	***90**
2-7-76 (A)	**85**	**92**
1-12-77 (H)	**67**	**71**
3-5-77 (A)	**79**	**81**
2-15-78 (H)	90	77
2-25-78 (A)	68	57
1-20-79 (H)	**55**	**66**
2-17-79 (A)	**84**	**101**
3-3-79 (SEC)	**69**	**75**
1-5-80 (A)	**47**	**49**
2-2-80 (H)	83	75
1-10-81 (H)	48	47
2-7-81 (A)	**71**	**87**
1-9-82 (A)	**66**	**70**
2-6-82 (H)	77	67
1-31-83 (A)	**63**	**65**
2-27-83 (H)	69	61
1-30-84 (H)	93	74
2-27-84 (A)	**58**	**63**
1-27-85 (A)	**65**	**81**
2-28-85 (H)	92	67
1-25-86 (H)	74	57
2-27-86 (A)	62	60
1-10-87 (A)	**68**	**75**
2-11-87 (H)	91	*84
1-16-88 (H)	83	65
2-17-88 (A)	**70**	**72**
TEXAS A&M (2-1)		
12-30-41 (H)	49	29
12-14-46 (H)	83	18
12-22-78 (UKIT)	**69**	**73**
TEXAS CHRISTIAN (1-0)		
12-2-76 (H)	103	53
TEXAS TECH (3-0)		
12-2-63 (H)	107	91
12-22-65 (A)	89	73
12-2-86 (H)	66	60
TEXAS-EL PASO (0-1)		
3-19-66 (NCAA)	65	72
TOLEDO (1-0)		
11-27-84 (H)	63	54
TRANSYLVANIA (KU) (7-7)		
2-20-03 (H)	**2**	**42**
2-11-04 (A)	**5**	**12**
12-26-04 (A)	**12**	**14**
1-27-05 (H)	30	29
2-4-05 (H)	**1**	**22**
2-22-05 (H)	**23**	**33**
1-11-06	W	(N/A)
2-15-07 (H)	16	14
3-7-07 (A)	**5**	**19**
1-21-08 (H)	20	15
2-4-08 (H)	20	15
1-20-11 (H)	**18**	**23**
2-28-11 (A)	22	19
3-3-11 (H)	30	24
TUFTS (1-0)		
3-21-45 (NAA)	66	56
TULANE (38-5)		
2-25-21 (SIAA)	50	28
2-12-25 (A)	29	22
2-3-29 (A)	**22**	**34**
3-1-29 (SC)	29	15
2-26-32 (N)	50	30
12-20-32 (H)	53	17
12-21-32 (H)	42	11
12-21-33 (A)	32	22
12-22-33 (A)	42	29
12-21-34 (A)	38	9
12-22-34 (A)	52	12
1-18-35 (H)	63	26
1-19-35 (H)	55	12
1-17-36 (H)	49	24
1-18-36 (H)	39	21
2-3-37 (A)	**28**	**35**
2-4-37 (A)	28	25
3-3-38 (SEC)	**34**	**36**
2-28-41 (SEC)	59	30
2-25-43 (SEC)	48	31
3-4-44 (SEC)	62	46
11-30-46 (A)	64	35
3-1-47 (SEC)	55	38
12-22-48 (A)	51	47
12-29-48 (A)	78	47
3-5-49 (SEC)	68	52
1-29-51 (A)	104	68
2-4-52 (H)	103	54
2-29-52 (SEC)	85	61
1-16-54 (H)	94	43
1-15-55 (A)	58	44
1-12-56 (H)	85	63
1-14-57 (A)	**60**	**68**
1-13-58 (H)	86	50
1-12-59 (A)	85	68
1-11-60 (H)	68	42
1-14-61 (A)	**70**	**72**
3-5-62 (H)	97	72
1-12-63 (A)	81	72
1-11-64 (H)	105	63
1-11-65 (A)	102	72
3-7-66 (H)	103	74
12-18-82 (UKIT)	80	61
TULSA (3-0)		
12-5-47 (H)	72	18
1-26-47 (H)	71	22
12-10-48 (H)	81	27
UCLA (3-1)		
12-26-51 (H)	84	53
12-4-59 (A)	68	66
2-17-61 (H)	77	76
3-3-75 (NCAA)	**85**	**92**
UTAH (2-2)		
3-20-44 (NIT)	46	38
3-24-47 (NIT)	**45**	**49**
12-21-54 (UKIT)	70	65
12-18-76 (UKIT)	**68**	**70**
UTAH STATE (1-0)		
12-23-57 (H)	92	64
VANDERBILT (99-30)		
2-22-12 (H)	28	17
2-23-12 (H)	22	18
2-19-13 (H)	**17**	**24**
2-20-13 (H)	42	29
2-12-15 (H)	**34**	**39**
3-13-15 (H)	36	24
2-4-16 (H)	**25**	**39**
2-5-16 (H)	**20**	**23**
2-14-19 (H)	**26**	**36**
2-22-21 (H)	39	18
1-18-22 (A)	**12**	**22**
1-1-24 (H)	33	13
2-20-26 (H)	30	20
1-15-27 (H)	**32**	**48**
1-14-28 (H)	43	23
2-8-28 (A)	54	29
1-21-31 (A)	42	37
2-20-31 (H)	43	23
2-10-32 (A)	61	37
2-20-32 (H)	**31**	**32**
1-31-33 (A)	40	29
2-133 (H)	45	28
2-3-34 (A)	48	26
2-17-34 (H)	47	27
2-2-35 (A)	58	22
3-2-35 (H)	53	19
2-1-36 (A)	**28**	**33**
2-24-36 (H)	61	41
1-30-37 (A)	41	26
2-20-37 (H)	51	19
1-29-38 (A)	42	19
2-21-38 (H)	48	24
1-30-39 (A)	51	37
2-25-39 (H)	52	27
1-29-40 (A)	**32**	**40**
2-24-40 (H)	43	38
2-29-40 (SEC)	44	31
2-1-41 (A)	51	50
2-24-41 (H)	58	31
1-26-43 (H)	39	38
2-1-43 (A)	54	43
2-4-46 (A)	59	37
2-9-46 (N)	64	31
1-13-47 (A)	82	30
2-21-47 (A)	84	41
2-27-47 (SEC)	98	29
2-9-48 (A)	82	51
2-20-48 (A)	79	43
1-31-49 (A)	72	50
2-26-49 (H)	70	37
1-30-50 (A)	58	54
2-25-50 (H)	70	66
1-27-51 (A)	74	49
2-24-51 (H)	89	57
3-3-51 (SEC)	**57**	**61**
1-28-52 (A)	88	51
2-21-52 (H)	75	45
1-30-54 (A)	85	63
2-22-54 (H)	100	64
1-29-55 (A)	75	71
2-21-55 (H)	77	59
1-28-56 (A)	**73**	**81**
2-20-56 (H)	76	55
1-26-57 (A)	91	83
2-18-57 (H)	80	65
1-6-58 (A)	86	81
2-17-58 (H)	65	61
1-6-59 (A)	**66**	**75**
2-18-59 (H)	83	71
1-5-60 (A)	76	59
2-16-60 (H)	68	60
1-9-61 (A)	**62**	**64**
2-21-61 (H)	60	59
3-9-61 (SEC)	88	67
1-8-62 (A)	77	68
2-19-62 (H)	87	80
1-7-63 (A)	106	82
2-18-63 (H)	**67**	**69**
1-6-64 (A)	**83**	**85**
2-17-64(H)	104	73
1-5-65 (H)	**79**	**97**
2-16-65 (A)	**90**	**91**
1-15-66 (H)	96	83
2-2-66 (A)	105	90
1-5-67 (H)	***89**	**91**
3-4-67 (A)	**94**	**110**
1-6-68 (A)	94	78
3-2-68 (H)	85	80
2-1-69 (H)	103	89
3-1-69 (A)	**99**	**101**
1-31-70 (A)	**81**	**89**
2-28-70 (H)	90	86
1-30-71 (H)	102	92
2-27-71 (A)	119	90
1-24-72 (H)	106	80
2-5-72 (A)	*85	80
1-22-73 (A)	**75**	**76**
2-3-73 (H)	**76**	**83**
1-28-74 (H)	**65**	**82**
3-2-74 (A)	**69**	**71**
1-27-75 (A)	91	90
3-1-75 (H)	109	84
1-17-76 (H)	77	76
2-14-76 (A)	**65**	**69**
1-8-77 (A)	64	62
2-5-77 (H)	113	73
1-2-78 (H)	72	59
3-6-78 (A)	78	68
2-7-79 (A)	**58**	**68**
2-23-79 (H)	96	70
1-19-80 (H)	106	90
2-15-80 (A)	91	73
1-24-81 (A)	78	64
2-21-81 (H)	80	48
3-5-81 (SEC)	**55**	**60**
1-23-82 (H)	67	58
2-20-82 (A)	73	69
1-22-83 (A)	82	77
2-19-83 (H)	82	63
1-20-84 (H)	67	46
2-19-84 (A)	58	54
1-7-85 (H)	75	58
2-7-85 (A)	68	62
1-4-86 (A)	80	71
2-5-86 (H)	73	65
1-21-87 (A)	71	65
2-18-87 (H)	65	54
12-31-87 (H)	81	74
1-27-88 (A)	**66**	**83**
VERNON COLLEGE (1-0)		
2-13-06 (A)	34	14
VILLANOVA (3-1)		
3-21-49 (NCAA)	85	72
12-29-49 (SB)	*57	56
12-4-82 (H)	93	79
3-24-88 (NCAA)	**74**	**80**
VIRGINIA (6-2)		
1-22-14 (A)	**23**	**39**
2-13-22 (A)	**30**	**32**
2-14-24 (H)	29	16
1-16-28 (A)	31	28
1-2-62 (H)	93	73
11-30-63 (H)	75	64
12-4-65 (A)	99	73
12-3-66 (H)	104	84
VIRGINIA TECH (2-1)		
2-19-24 (H)	36	14
2-28-56 (SB)	56	55
12-1-62 (H)	**77**	**80**
VMI (4-2)		
12-24-14 (A)	**18**	**32**
2-9-22 (A)	**32**	**37**
2-26-26 (SC)	38	25
12-1-60 (H)	72	56
3-17-77 (NCAA)	93	78
12-30-85 (LV)	93	55

OPPONENTS

SCORES VS. ALL OPPONENTS

Date	Ky.	Opp.
WABASH (1-1)		
1-6-25 (A)	**10**	**57**
12-28-46 (H)	96	24
WAKE FOREST (2-0)		
12-14-53 (H)	101	69
12-21-63 (UKIT)	98	75
WARSAW UNIV. (2-0)		
8-3-66 (IUT)	67	58
8-11-66 (IUT)	87	57
WASHINGTON UNIV. (2-0)		
12-19-42 (H)	45	38
2-7-48 (N)	69	39
WASH., UNIV. OF (1-0)		
3-14-85 (NCAA)	66	58
WASH. & LEE (12-1)		
2-8-22 (A)	21	20
12-30-25 (H)	28	22
2-5-26 (H)	44	34
2-4-27 (H)	**34**	**36**
2-3-28 (H)	34	28
2-8-29 (H)	31	30
2-22-30 (H)	28	26
2-6-31 (H)	23	18
1-30-32 (H)	48	28
12-21-38 (H)	67	47
1-2-42 (H)	62	32
12-8-51 (H)	96	46
12-1-56 (H)	94	66
WASHINGTON ST. (1-0)		
12-20-74 (UKIT)	97	75
WAYNE (1-0)		
3-16-56 (NCAA)	84	64
WESTERN KY. (1-1)		
3-18-71 (NCAA)	**83**	**107**
3-16-86 (NCAA)	71	64
WESTERN ONTARIO (4-0)		
12-7-45 (H)	51	42
12-8-45 (H)	71	28
1-3-48 (H)	98	41
12-10-49 (H)	90	18
WEST TEXAS ST. (2-0)		
12-1-50 (H)	73	43
12-4-78 (H)	121	67
WEST VIRGINIA (10-4)		
2-2-24 (H)	24	21
2-2-25 (H)	29	19
2-7-27 (H)	**26**	**44**
1-8-40 (H)	47	38
12-12-40 (H)	46	34
1-11-41 (A)	**43**	**56**
3-18-46 (NIT)	59	51
12-20-57 (UKIT)	**70**	**77**
12-20-58 (UKIT)	97	91
12-19-59 (UKIT)	**70**	**79**
12-22-62 (UKIT)	79	75
12-18-64 (UKIT)	102	78
12-1-69 (H)	106	87
12-7-70 (A)	106	100
WISCONSIN (2-1)		
1-20-63 (UKIT)	108	85
12-31-68 (N)	**65**	**69**
12-27-76 (H)	72	64
WRIGHT FIELD (1-0)		
1-15-44 (H)	61	28
WYOMING (2-0)		
12-26-44 (N)	50	46
12-16-83 (UKIT)	66	40
XAVIER (37-2)		
2-5-35 (A)	40	27
3-7-35 (H)	46	29
1-14-36 (A)	36	32
2-18-36 (H)	49	40
12-15-36 (A)	34	28
2-22-37 (H)	23	15
2-5-38 (A)	**32**	**39**
2-17-38 (H)	45	29
2-8-39 (A)	41	31
2-21-39 (H)	43	23
1-6-40 (A)	42	41
2-12-40 (H)	37	29
1-9-41(A)	48	43
1-25-41(H)	**44**	**49**
1-10-42(A)	40	39
2-21-42(H)	44	36
1-9-43 (A)	43	38
2-8-43(H)	48	36
1-14-46(A)	62	36
2-23-46(H)	83	40
1-25-47(H)	71	34
2-19-47(A)	58	31
12-17-47(H)	79	37
2-28-48(A)	59	37
2-12-49(H)	96	50
2-24-49(A)	51	40
1-26-50(A)	58	47
2-23-50(H)	58	53
12-12-50 (A)	67	56
2-13-51 (H)	78	51
12-10-51 (A)	97	72
1-7-52 (H)	83	50
12-12-53 (A)	81	66
1-4-54 (H)	77	71
12-11-54 (A)	73	69
2-14-55 (H)	66	55
1-26-63 (H)	90	76
12-6-67 (H)	111	76
11-30-68 (H)	115	77
YALE (1-0)		
12-27-61 (H)	79	58



Young Wildcat fans gather around their hero following a Rupp Arena home game.



The Baron

Coach Adolph Rupp Voices his disapproval with Assistant Joe B. Hall at his side.

Tradition
KENTUCKY
contents

The Tradition of UK Basketball 90-92
National Championship Teams 93-97
Who Were? 98
Retired Jersies, Hall of Fame 99
Honors, All-SEC, UK in the SEC 100-101
All-Americans 102-103
UK in NCAA Tournament 104-105
All-Time Wire Rankings 106-109
UK in SEC Tournament 110
Alumni Gym 111
Memorial Coliseum 112-113
Rupp Arena 114-115
UK in Louisville 116-117
Success, Academic and Athletic 118-120
U.K. T.V. 121
Awards & Honors 122-123
Lettermen 124-126
Band, Traditions & Cheerleaders 127-128

TRADITION

KENTUCKY BASKETBALL CELEBRATES 85 YEARS OF TRADITION

The Boston Celtics.
The New York Yankees.
The Kentucky Wildcats.

All are synonymous with one word—tradition. Each represents the very best of their respective sports. Those banners hanging from the rafters at storied Boston Garden paint a picture of NBA history. Memories of legends like Babe Ruth tell the story of major league baseball. And to thousands of Kentuckians and basketball fans everywhere, the heart and soul of college basketball reside in Lexington, Kentucky. Home of Adolph Rupp; Dan Issel; The Fabulous Five.

Home of Kentucky basketball.

The dull thump-thumping of a basketball on a dirt, backyard court. Sneakers squeaking on a gym floor in the dead of summer. An automobile parked in just the right spot, its radio straining to bring in a distant signal. The deafening roar of 23,000 voices at Rupp Arena screaming their hearts out to somehow help their young, blue and white-clad heroes pull out another victory.

Five extraordinary athletes racing for the easy two points at the end of a trademark fast break.

It's Kentucky basketball. Not just basketball—Kentucky basketball.

No other college has won as many basketball games as the University of Kentucky. The victory count now stands at 1,453 games, and there is no end in sight.

Coach Eddie Sutton has guided the Wildcats to records of 32-4, 18-11 and 27-6, two Southeastern Conference championships and two SEC Tournament championships. Prior to that, Joe B. Hall coached the Wildcats to 297 victories in his 13 years. His predecessor, the legendary Adolph F. Rupp, compiled more victories than any coach in the history of college basketball—879. Rupp took a good program and put it on a pedestal from which it has never fallen.

Kentucky currently sports the longest string of non-losing seasons in NCAA college basketball.



Senior Day at UK has been described by NBC-TV announcer Dick Enberg as "Truly one of the most touching moments in all of sports."

The Wildcats have not had a losing season in 60 years. The last time Kentucky finished on the minus side of the ledger was in 1927, when it finished 3-13.

The Wildcats have captured five NCAA championships and two NIT titles. UK has won 37 SEC championships—more than the other nine schools combined.

Yet, there is something else that goes along with the wins and trophies. It is the spirit that has infected practically all of Kentucky.

Indeed, the term "Kentucky Basketball" refers as much to the state as to the school.

When the Wildcats conduct pre-season scrimmages at high school gyms across the Commonwealth before the season, the fans pack the 4,000-5,000-seat facilities to the rafters for a chance to watch an intrasquad game. Tickets are scalped in the parking lots of those events. Kentucky's home games are played at the 23,000-seat Rupp Arena and tickets are sold out before the season starts, as they have been for over 30 years.

A game night at Rupp Arena is an event that brings out goosepimples in even the cynical. A young coach on Kentucky's schedule brought his team in for its initial practice session and stood silently surveying the grandeur of Rupp Arena. After several moments of silence, he commented with a reverence.

"I have heard about this place but didn't believe it. It's awesome. This has got to be THE place to play basketball. You can FEEL the tradition."

The next night, he and his team became yet another victim of the Wildcats at Rupp Arena, where UK has racked up a near-miraculous 90.3 winning percentage, winning 168 games in 12 seasons while losing only 18.

The Wildcats enjoy the largest radio network in the nation with more than 100 stations carrying the action of UK basketball to millions of fans around the country. The Cats are also a popular television attraction, as only three of UK's 33 games last season were not seen on TV.

The Wildcats annually attract an SRO crowd of 11,500 to their "Midnight Madness" practice at 12:01 a.m. on October 15, the first moment college basket- ball teams are permitted to practice. The activities at Memorial Coliseum are beamed across the state by live television coverage.

There's nothing quite like Kentucky basketball, which is celebrating 85 years at the top.

Happy Birthday!



A standing room only crowd of nearly 12,000 jams Memorial Coliseum for the annual Midnight Madness practice session.

TRADITION

AMERICA'S 'TOP-DRAWER' PROGRAM

Quoting NBC commentator and former Marquette coach Al McGuire

"My genuine opinion of the Kentucky basketball program is that there is only one and it is top drawer, Park Avenue, and that all other basketball programs in the country think they are, but they are not. The closest ones to get to it (Kentucky) are North Carolina, maybe Indiana and UCLA. But at Kentucky, basketball is a type of religion, such a fanatical obsession that they expect to be national champions each year, and they live and die with each ball game. One of the things that is so different about Kentucky is that they have more than 100 stations that the games are broadcast over, while most colleges that have three or four think they are the greatest thing since sliced bread. Kentucky puts SRO—23,000 people—in Rupp Arena; if they built an arena seating 50,000, there would still be a waiting list.

I'm not looking to throw a party for Kentucky, but that is how I feel. I think it's an honest appraisal because I've seen all the programs, touching them as a coach, a player, and as an NBC broadcast commentator. . .I have touched all the so-called capitals of basketball, but when it gets down to the short stroke the only true capital of basketball is Lexington. I even think there are times when the horses kinda bend down a little to the roundball."



Since Rupp Arena opened in 1976, Kentucky has finished either first or second nationally in attendance each year.



Last season alone, 30 of Kentucky's 33 basketball games were televised. Former Kentucky Coach Joe B. Hall has teamed with ABC's Al Michaels.

TRADITION

THE TRADITION OF KENTUCKY BASKETBALL

- Kentucky has won more games—1,453—than any college in history.
- Kentucky's all-time winning percentage—76.1—is the best in college basketball.
- Kentucky has won five NCAA titles. Only UCLA has won more.
- Kentucky coach Adolph Rupp won more games—879—than any coach in the history of college basketball.
- Kentucky has won 37 Southeastern Conference titles, more than the other nine schools combined.
- Kentucky has won 16 SEC Tournament titles, more than the other nine schools combined.
- Kentucky has appeared in the NCAA tournament 33 times, more than any school in the country.
- Kentucky has not had a losing season in 60 years, a national record.
- Kentucky has had three basketball homes. UK won over 90 percent of its home games in Alumni Gym, 89% in Memorial Coliseum and has won over 90% of its home games in Rupp Arena.
- Kentucky has appeared in the NCAA Tournament the past nine straight years. Only North Carolina and Georgetown can match that record.
- Kentucky has appeared in either the NCAA Tournament or the NIT the past 14 years in a row, winning a championship in each of those tournaments during that time.
- Kentucky has been either first or second in national attendance for the past 12 straight years.
- The Wildcats have won their regular-season home opener for 25 straight years.
- The Wildcats have won their regular-season home finale for 24 straight years.
- Legendary radio announcer Cawood Ledford has now completed 35 years as the "Voice of the Wildcats." Ledford is also the radio voice of the NCAA Final Four on CBS Radio.



The Wildcats have won 37 Southeastern Conference titles, more than the other nine schools combined.


Camping out for basketball tickets became so popular in the early 1980's that students would sometimes begin their camp-outs on Wednesday for Sunday ticket distributions. The first-come, first-served distribution method was subsequently dropped in favor of a lottery system.

TRADITION

KENTUCKY COACHES THROUGH THE YEARS



Adolph Rupp

Years at UK	Name	Tenure	Won	Lost	Pct.	Best Season
1903-09	W.W.H. Mustaine and Others	7	21	35	.375	
1910	E.R. Sweetland & R.E. Spahr	1	4	8	.333	
1911	H.J. Iddings	1	5	6	.454	5-6 in 1911
1912	E.R. Sweetland	1	9	0	1.000	9-0 in 1912
1913	J.J. Tigert	1	5	3	.625	5-3 in 1913
1914-15	Alpha Brumage	2	18	7	.720	11-2 in 1914
1916	J.J. Tigert (James Park)	1	8	6	.571	8-6 in 1916
1917	J.J. Tigert (W.P. Tuttle)	1	4	6	.400	4-6 in 1917
1918	S.A. Boles	1	9	*2-1	.792	9-2-1 in 1918
1919	Andrew Gill	1	6	8	.428	6-8 in 1919
1920-24	George Buchheit	5	44	27	.619	13-1 in 1921
1925	C.O. Applegran	1	13	8	.619	13-8 in 1925
1926	Ray Eklund	1	15	3	.833	15-3 in 1926
1927	Basil Hayden	1	3	13	.187	3-13 in 1927
1929-30	John Mauer	3	40	14	.740	16-3 in 1930
1931-72	Adolph Rupp	•42	879	190	.822	25-0 in 1954
1973-85	Joe B. Hall	13	297	100	.748	30-2 in 1978
1985-	Eddie Sutton	3	77	21	.786	31-4 in 1985

19 Coaches in 85 seasons

Games: Won 1453, Lost 457, Tied 1, 76.1%



Joe B. Hall

* Unique tie game resulted from scorer's error discovered after game.
• No schedule played in 1953 — Rupp's record for 41 seasons. Five wins in 1966 International Universities Tournament in Israel not included in team totals.
✓Basketball at UK reportedly started when W.W.H. Mustaine called together some students, took up a collection totaling $3 for a ball and told them to start playing. There was no official coach from 1903 until 1910. Managers ran the team.

NATIONAL CHAMPIONS

1947-48 NCAA CHAMPIONS



Front Row: *Coach Rupp, Johnny Stough, Ralph Beard, Kenneth Rollins, Cliff Barker, Jr., Dale Barnstable, Asst. Coach Harry Lancaster.* ***Second Row:*** *Manager Humzey Yessin, Garland Townes, Jim Jordan, Joe Holland, Alex Groza, Wallace Jones, Jim Line, Roger Day, trainer Wilbert Bud Berger.*

TRADITION

NATIONAL CHAMPIONS

1948-49 NCAA CHAMPIONS



Front Row: *Coach Rupp, Jim Line, Cliff Barker, John Stough, Ralph Beard, Joe Hall, Garland Townes and assistant coach Harry Lancaster.*
Back Row: *Dale Barnstable, Walt hirch, Wallace Jones, Captain Alex Groza, Bob Henne, Roger Day and manager Humzey Yessin.*

1950-51 NCAA CHAMPIONS



Standing: *Ramsey, Linville, Spivey, Lane, Tsioropoulos, Morgan.* ***Seated:*** *Coach Rupp, Hagan, Newton, Hirsch, Lansaw, Price, and Asst. Coach Lancaster.* ***Below:*** *Castle, Whitaker, Watson, Strong and Riddle.*

TRADITION

NATIONAL CHAMPIONS

1951-52 AP and UPI CHAMPIONS



Front Row: *Coach Adolph Rupp, Gayle Rose, Bill Evans, Bobby Watson, Lucian Whitaker, Willie Rouse, Bobby Moore, manager.* ***Back Row:*** *Gene Neff, Cliff Hagan, Shelby Linville, Ronald Clark, Lou Tsioropoulous, Frank Ramsey and James Flynn.*

1953-54 AP CHAMPIONS — UNDEFEATED 25-0



Front Row: *Coach Adolph Rupp, Linville Puckett, Jess Curry, Gayle Rose, Clay Evans, Willie Rouse, Dan Chandler, Pete Grigsby, Assistant Coach Harry Lancaster.* ***Back Row:*** *Student Manager Mike Dolan, Hugh Coy, Cliff Hagan, Lou Tsioropoulous, Jerry Bird, Phil Grawenmeyer, Harold Hurst, Bill Bibb, Frank Ramsey and Bill Evans.*

TRADITION

NATIONAL CHAMPIONS

1957-58 NCAA CHAMPIONS



Front Row: *Coach Rupp, Adrian Smith, John Crigler, Ed Beck, Don Mills, Johnny Cox, Vernon Hatton, Asst. Coach Harry Lancaster.* ***Second Row:*** *Student Manager Jay Atkerson, Earl Adkins, Dick Howe, Phil Johnson, Bill Cassady, Lincoln Collinsworth and Harold Ross.*

1965-66 AP and UPI CHAMPIONS



Front Row: *Coach Adolph Rupp, Gene Stewart, Pat Riley, Louie Dampier, Bob Tallent, Steve Clevenger, Jim LeMaster, Assistant Coach Harry Lancaster.* ***Back Row:*** *Tommy Porter, Gary Gamble, Tommy Kron, Cliff Berger, Larry Lentz, Brad Bounds, Thad Jaracz, Larry Conley and Student Manager Mike Herreld.*

TRADITION

NATIONAL CHAMPIONS

1969-70 AP and UPI CHAMPIONS



Front Row: *Coach Adolph Rupp, Dan Issel, Tom Parker, Bob McCowan, Larry Steele, Mike Pratt, Randy Nall, Asst. Coach Joe B. Hall.* ***Back Row:*** *Assistant Coach Dick Parsons, Trainer Claude Vaughan, Kent Hollenbeck, Jim Dinwiddie, Clint Wheeler, Art Laib, Randy Pool, Mark Soderberg, Stan Key, Terry Mills, Bill Busey, Assistant Coach T.L. Plain and Manager Doug Billips.*

1977-78 NCAA CHAMPIONS



Front Row: *Coach Joe Hall, Jay Shidler, Dwayne Casey, Kyle Macy, Jack Givens, Tim Stephens, Chris Gettelfinger, Truman Claytor and Asst. Coach Dick Parsons.* ***Second Row:*** *Asst. Trainer Walt McCombs, Manager Don Sullivan. LaVon Williams, Scott courts, Mike Phillips, Rick Robey, Chuck Aleksinas, Fred Cowan, James Lee, Asst. Coach Leonard Hamilton and Asst. Coach Joe Dean, Jr.*

TRADITION

WHO WERE? . . . . .



Rupp with the "Fabulous Five" Wallace "Wah Wah" Jones (27), Alex Groza (15), Cliff Barker (23), Ken Rollins (26) and Ralph Beard (12).

THE FABULOUS FIVE

One of the most frequently-asked questions tossed at basketball historians and sports authorities is, "Who were the 'Fabulous Five' of Kentucky?" The answer is Alex Groza (center), Ralph Beard and Kenny Rollins (guards), "Wah Wah" Jones and Cliff Barker (forwards). This famous 1947-48 team, captained by Rollins, won 36 and lost 3 while sweeping to Kentucky's first NCAA title. The Fabulous Five then went on to participate as a unit in the Olympic Games, helping the USA team capture the world championship. Rollins graduated after the 1948 season, but the remaining foursome continued to play havoc with collegiate basketball and copped another NCAA title for Kentucky in 1949 with a record of 32-2.

THE FIDDLIN' FIVE

Before the 1957-58 season began, Coach Adolph Rupp commented about the upcoming season, "They might be pretty good barnyard fiddlers, but we have a Carnegie Hall schedule, and it will take violinists to play that competition."

When the Wildcats became notorious for, as Rupp put it, "fiddlin' around and fiddlin' around then finally pulling it out at the end," the team was tagged with the nickname "The Fiddlin' Five."

The "Fiddlin' Five," became Rupp's fourth national championship team when it defeated Elgin Baylor and Seattle in the title game at Louisville's Freedom Hall, 84-72. After the game, Rupp said, "Those boys certainly are not concert violinists, but they sure can fiddle."

RUPP'S RUNTS

The 1965-66 UK team earned this nickname because the biggest man among the Wildcat starting five was guard Tommy Kron, at 6-5. Center Thad Jaracz, who worked his way into the starting lineup, was also 6-5, while forwards Larry Conley and Pat Riley were 6-3 and guard Louie Dampier was 6-0.

The team became one of Rupp's favorites during his long tenure at Kentucky. Before the season started, Rupp commented, "I honestly believe that man-for-man we just might have in the making a better team than we had in 1958, when we won the national championship."

The Runts did indeed turn out to be one of the outstanding teams in UK's glorious history, compiling a sparkling 32-2 record, but coming just one game shy of the NCAA title when beaten by Texas Western (now UTEP) in the finals, 72-65.



Former University of Kentucky All-American Cliff Hagan (6) looks on as St. John's Al McGuire (18) and Frank Mulzoff (17) combine efforts in an attempt to wrest ball held firmly by Kentucky's Lou Tsioropoulous (16) in 1951 NCAA Eastern Regional Semi-final at Madison Square Garden. Kentucky won the game, 59-43. Of course, McGuire went on to coach at Marquette and is now an NBC-TV basketball color analyst, while Hagan now serves as the athletics director at UK.

TRADITION

RETIRED JERSIES

In recognition of outstanding achievements in the field of athletic endeavor, the University of Kentucky Athletics Association has retired the jersies of the following former Wildcat basketball players:



4-Layton "Mickey" Rouse
1938-39-40

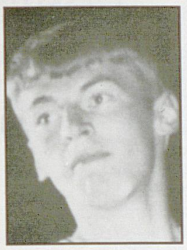

44-Dan Issel
1968-69-70
UK's All-Time Leading Scorer

"The Fabulous Five"
1948 National Champions
Olympic Gold Medalists



12-Ralph Beard
1946-47-48-49



15-Alex Groza
1945-47-48-49



22-Cliff Barker
1947-48-49



26-Kenny Rollins
1943-47-48



27-Wah Jones
1946-47-48-49

Undefeated National Champions 1954



6-Cliff Hagan
1951-52-54



16-Lou Tsioropoulos
1951-52-54



20-Gayle Rose
1952-54-55



22-Jerry Bird
1954-55-56



30-Frank Ramsey
1951-52-54



42-Billy Evans
1952-54-55



44-Phil Grawemeyer
1954-55-56

BASKETBALL HALL OF FAME

Three representatives of the University of Kentucky have been enshrined in the Basketball Hall of Fame in Springfield, Mass.



Adolph F. Rupp
Coach —
1931-1972
Inducted 1969



Cliff Hagan
Player —
1951-52-54
Inducted 1977



Frank V. Ramsey
Player —
1951-52-54
Inducted 1981

TRADITION

HONORS

ALL-SOUTHEASTERN CONFERENCE

(63 Players Chosen 116 Times)

Ellis Johnson (G) 1933
Forest Sale (C) 1933
John DeMoisey (F) . . . . . 1933, '34
Bill Davis (G) 1934
Leroy Edwards (C) 1935
Dave Lawrence (F) 1935
Ralph Carlisle (F) . . . . . 1936, '37
Warfield Donohue (G) 1937
Bernie Opper (G) . . . . . 1938, '39
Layton Rouse (G) 1940
Lee Huber (G) 1941
James King (C) 1941
Marvin Akers (F) . . . . . 1941, '43
Ermal Allen (F) 1942
Melvin Brewer (C) 1943
Bob Brannum (C) 1944
Jack Parkinson (G) . . . . . 1944, '45, '46
Jack Tingle (F) . . . . . 1944, '45, '46, '47
Kenton Campbell (C) 1945
Ralph Beard (G) . . . . . 1946, '47, '48, '49
Wallace Jones (F) . . . . . 1946, '47, '48, '49
Joe Holland (F) 1947
Alex Groza (C) . . . . . 1948, '49
Kenny Rollins (G) . . . . . 1947, '48
Jim Line (F) 1950
Bill Spivey (C) . . . . . 1950, '51
Walt Hirsch (F) 1951
Shelby Linville (F) 1951
Bobby Watson (G) . . . . . 1951, '52
Frank Ramsey (G) . . . . . 1951, '52, '54
Cliff Hagan (C) . . . . . 1952, '54
Bill Evans (G-F) 1955
Bob Burrow (C) . . . . . 1955, '56
Johnny Cox (F) . . . . . 1957, '58, '59
Vernon Hatton (G) 1958
Don Mills (C) 1960
Bill Lickert (F-G) . . . . . 1959, '60, '61
Larry Pursiful (G) 1962
Cotton Nash (C-F) . . . . . 1962, '63, '64
Ted Deeken (F) 1964
Tommy Kron (G) . . . . . 1965, '66
Pat Riley (F) . . . . . 1965, '66
Thad Jaracz (C-F) 1966
Larry Conley (F) 1966
Louie Dampier (G) . . . . . 1965, '66, '67
Mike Casey (G) . . . . . 1968, '69, '71
Dan Issel (C) . . . . . 1968, '69, '70
Mike Pratt (F) . . . . . 1969, '70
Larry Steele (F) 1971
Tom Parker (F) . . . . . 1971, '72
Tom Payne (C) 1971
Jim Andrews (C) . . . . . 1972, '73
Kevin Grevey (F) . . . . . 1973, '74, '75
Jack Givens (F) . . . . . 1976, '77, '78
Rick Robey (F) . . . . . 1977, '78
Kyle Macy (G) . . . . . 1978, '79, '80
Sam Bowie (C) . . . . . 1980, '81
Derrick Hord (F) 1982
Melvin Turpin (C) . . . . . 1983, '84
Kenny Walker (F) . . . . . 1985, '86
Winston Bennett (F) . . . . . 1986, '88
Rex Chapman (G) . . . . . 1987, '88
Ed Davender (G) . . . . . 1987, '88

ALL-NCAA TOURNAMENT

(FINAL FOUR)

*Alex Groza (C) . . . . . 1948, '49
Bill Spivey (C) 1951
Shelby Linville (F) 1951
Vernon Hatton (G) 1958
Johnny Cox (F) 1958
Pat Riley (F) 1966
Louie Dampier (G) 1966
Kevin Grevey (F) 1975
*Jack Givens (F) 1978
Rick Robey (F) 1978

*Chosen most valuable player

(REGIONAL)

*Alex Groza (C) . . . . . 1948, '49
Bill Spivey (C) 1951
Bob Burrow (C) . . . . . 1955, '56
Gayle Rose (G) 1958
Vernon Hatton (G) 1958
Johnny Cox (F) . . . . . 1957, '58, '59
Bill Lickert (F) 1961
Larry Pursiful (G) 1962
Cotton Nash (C-F) 1962
*Pat Riley (F) 1966
Louie Dampier (G) 1966
Mike Casey (G) 1968
Dan Issel (C) . . . . . 1968, '69, '70
Jim Andrews (C) . . . . . 1972, '73
Jimmy Dan Conner (G) 1975
Jack Givens (F) . . . . . 1977, '78
Mike Phillips (C) 1978
*Kyle Macy (G) 1978
Fred Cowan (F) 1980
Jim Master (G) 1983
Melvin Turpin (C) . . . . . 1983, '84
*Dicky Beal (G) 1984
Sam Bowie (F) 1984
Kenny Walker (F) . . . . . 1985, '86
Winston Bennett (F) 1986

*Chosen most valuable player

KENTUCKY ACADEMIC ALL-AMERICANS

Louie Dampier	Guard	1966-67
Dan Issel	Center	1970
Mike Pratt	Forward	1970
Mike Casey	Guard	1971
Bob Guyette	Forward	1975
Jimmy Dan Conner	Guard	1975
Kyle Macy	Guard	1979

ALL-SOUTHERN CONFERENCE

Paul Jenkins (G) 1926
Carey Spicer (G) 1929-31
Louis McGinnis (F) 1931
George Yates (G) 1931
Ellis Johnson (C-F) 1932

KENTUCKY ACADEMIC ALL-SOUTHEASTERN CONFERENCE

Roy Roberts	Forward	1962
Larry Conley	Guard	1964, '65
Louie Dampier	Guard	1966, '67
Cliff Berger	Center	1966, '68
Mike Pratt	Forward	1970
Dan Issel	Center	1970
Mike Casey	Forward	1971
Tom Parker	Center	1971
Bob Guyette	Center	1974
Jimmy Dan Conner	Guard	1975
Kyle Macy	Guard	1979
*Chuck Verderber	Forward	1980, '81, '82
Winston Bennett	Forward	1985
Bret Bearup	Center	1985
Rex Chapman	Guard	1988
Cedric Jenkins	Guard	1988

*Only the third player in conference history to be named Academic ALL-SEC three times.

ALL-SIAA TOURNAMENT

Paul Adkins (C) 1921
Bill King (F) 1921
Robert Lavin (G) 1921

Basketball Trivia - Who are the top two career scorers in the now defunct American Basketball Association (ABA) (1967-76)? Answer: Two former Kentucky All-Americans! The leader is Louie Dampier, who scored 13,725 points, average of 18.9 in nine years with the Kentucky Colonels, and the second, Dan Issel, who scored 12,823 points, average of 25.6 (3rd best) in six years with the Kentucky Colonels and Denver Nuggets.



Cedric Jenkins—1988 Academic All-SEC

TRADITION

KENTUCKY IN THE SOUTHEASTERN CONFERENCE

Perhaps the greatest supremacy enjoyed by any team in any sport is reflected by Kentucky's basketball success in the Southeastern Conference. Against SEC teams in regular season, the Wildcats have annexed a record of 609-151, an amazing winning percentage of 80.1.

The Wildcats have won 37 league championships, including four of the last six. The next-highest number of titles belongs to Tennessee with seven.

In addition, more than 60 team and individual records from regular-season and tournament play are held by Kentucky and its players. Kentucky's record against SEC teams since 1933, including nonconference and tournament games, is shown below:

	UK Won	Lost
Alabama	79	26
Auburn	58	14
Florida	54	17
Georgia	75	14
Louisiana State	59	15
Mississippi	73	6
Miss. State	64	12
Tennessee	188	55
Vanderbilt	99	30

Southeastern Conference All-Time Basketball Standings

(1933-88, Conference Games Only)
Tournaments Not Included

Team	Years	Won	Lost	Pct.
Kentucky	**54**	**609**	**151**	**.801**
Tennessee	55	476	324	.595
Alabama	55	519	372	.582
Vanderbilt	54	444	382	.538
LSU	54	443	401	.525
Auburn	55	413	423	.494
Florida	55	331	446	.426
Miss. State	55	349	509	.407
Georgia	56	317	505	.386
Ole Miss	55	293	544	.350

FINAL 1987-88 SEC STANDINGS

School	W-L	Pct.
Kentucky	**13-5**	**.722**
Auburn	11-7	.611
Florida	11-7	.611
LSU	10-8	.556
Vanderbilt	10-8	.556
Tennessee	9-9	.500
Georgia	8-10	.444
Ole Miss	6-12	.333
Alabama	6-12	.333
Miss. State	6-12	.333

SEC BASKETBALL CHAMPIONS

Year	Team	Conf.	Final Record	Coach
1933	**Kentucky**	**8-0**	**20-3**	**Adolph Rupp**
1934	Alabama	13-2	16-2	Henry Crisp
	LSU	12-0	14-1	H. Rabenhorst
1935	**Kentucky**	**11-0**	**19-2**	**Adolph Rupp**
1936	Tennessee	8-4	15-6	Blair Guillon
1937	**Kentucky**	**5-3**	**17-5**	**Adolph Rupp**
1938	Ga. Tech	9-2	18-2	Roy Mundorff
1939	**Kentucky**	**5-2**	**16-4**	**Adolph Rupp**
1940	**Kentucky**	**4-4**	**15-6**	**Adolph Rupp**
1941	Tennessee	8-3	17-5	John Mauer
1942	**Kentucky**	**6-2**	**19-6**	**Adolph Rupp**
1943	Tennessee	6-3	14-4	John Mauer
1944	**Kentucky**	**0-0**	**19-2**	**Adolph Rupp**
1945	**Kentucky**	**4-1**	**22-4**	**Adolph Rupp**
1946	**Kentucky**	**6-0**	**28-2**	**Adolph Rupp**
1947	**Kentucky**	**11-0**	**34-3**	**Adolph Rupp**
1948	**Kentucky**	**9-0**	**36-3**	**Adolph Rupp**
1949	**Kentucky**	**13-0**	**32-2**	**Adolph Rupp**
1950	**Kentucky**	**11-2**	**25-5**	**Adolph Rupp**
1951	**Kentucky**	**14-0**	**32-2**	**Adolph Rupp**
1952	**Kentucky**	**14-0**	**29-3**	**Adolph Rupp**
1953	LSU	13-0	25-2	H. Rabenhorst
1954	**Kentucky**	**14-0**	**25-0**	**Adolph Rupp**
	LSU	14-0	21-5	H. Rabenhorst
1955	**Kentucky**	**12-2**	**23-3**	**Adolph Rupp**
1956	Alabama	14-0	21-3	Johnny Dee
1957	**Kentucky**	**12-2**	**23-5**	**Adolph Rupp**
1958	**Kentucky**	**12-2**	**23-6**	**Adolph Rupp**
1959	Miss. St.	13-1	24-1	Babe McCarthy
1960	Auburn	12-2	19-3	Joel Eaves
1961	Miss. St.	11-3	19-6	Babe McCarthy
1962	Miss. St.	13-1	24-1	Babe McCarthy
	Kentucky	**13-1**	**23-3**	**Adolph Rupp**
1963	Miss. St.	12-2	22-6	Babe McCarthy
1964	**Kentucky**	**11-3**	**21-6**	**Adolph Rupp**
1965	Vanderbilt	15-1	24-4	Roy Skinner
1966	**Kentucky**	**15-13**	**27-2**	**Adolph Rupp**
1967	Tennessee	15-3	21-7	Ray Mears
1968	**Kentucky**	**15-3**	**22-5**	**Adolph Rupp**
1969	**Kentucky**	**16-2**	**23-5**	**Adolph Rupp**
1970	**Kentucky**	**17-1**	**26-2**	**Adolph Rupp**
1971	**Kentucky**	**16-2**	**22-4**	**Adolph Rupp**
1972	**Kentucky**	**14-4**	**21-7**	**Adolph Rupp**
	Tennessee	14-4	19-6	Ray Mears
1973	**Kentucky**	**14-4**	**20-8**	**Joe Hall**
1974	Vanderbilt	15-3	23-3	Roy Skinner
	Alabama	15-3	22-4	C.M.Newton
1975	**Kentucky**	**15-3**	**26-5**	**Joe Hall**
	Alabama	15-3	22-5	C.M. Newton
1976	Alabama	15-3	23-5	C.M. Newton
1977	Tennessee	16-2	22-6	Ray Mears
	Kentucky	**16-22**	**26-4**	**Joe Hall**
1978	**Kentucky**	**16-2**	**30-2**	**Joe Hall**
1979	LSU	14-4	23-6	Dale Brown
1980	**Kentucky**	**15-3**	**29-6**	**Joe Hall**
1981	LSU	17-1	31-5	Dale Brown
1982	**Kentucky**	**13-5**	**22-8**	**Joe Hall**
	Tennessee	13-5	20-10	Don DeVoe
1983	**Kentucky**	**13-5**	**23-8**	**Joe Hall**
1984	**Kentucky**	**14-4**	**29-5**	**Joe Hall**
1985	LSU	13-5	19-10	Dale Brown
1986	**Kentucky**	**17-1**	**32-4**	**Eddie Sutton**
1987	Alabama	16-2	28-5	Wimp Sanderson
1988	**Kentucky**	**13-5**	**27-6**	**Eddie Sutton**

NOTE: From 1933 through 1950 the Southeastern Conference basketball championship was determined by a tournament, except for 1935. Since 1951, when the round-robin schedule was introduced, the title has been decided by percentage of wins on the designated schedule. From 1951 through 1964 the round-robin consisted of 14 games; in 1965 and 1966 it was 16 games, and since 1967, 18 games. The SEC Tournament was renewed in 1979, with the winner representing the conference in the NCAA tournament. The SEC championship is still determined by the regular 18-game schedule.

TRADITION

ALL-AMERICANS

(33 PLAYERS CHOSEN 51 TIMES) *CONSENSUS; **2ND TEAM CONSENSUS



BASIL HAYDEN
Forward — 1921
Paris High School
Paris, Ky.



BURGESS CAREY
Guard — 1925
Lexington Senior High School
Lexington, Ky.



CAREY SPICER
Forward — 1929, 30
Lexington Senior High School
Lexington, Ky.



PAUL McBRAYER
Guard — 1930
Kavanaugh High School
Lawrenceburg, Ky.



FOREST SALE
Center-Forward — 1932, 33
Kavanaugh High School
Lawrenceburg, Ky.



ELLIS JOHNSON
Guard — 1933
Ashland High School
Ashland, Ky.



JOHN DeMOISEY
Center — 1934
Walton High School
Walton, Ky.



LeROY EDWARDS
Center — 1935
Tech High School
Indianapolis, Ind.



BERNARD OPPER
Guard — 1939
Morris High School
New York, N.Y.



LEE HUBER
Guard — 1940, 41
Xt. Xavier High School
Louisville, Ky.



BOB BRANNUM
Center — 1944
Winfield High School
Winfield, Kan.



JACK PARKINSON
Guard — 1946
Yorktown High School
Yorktown, Ind.



JACK TINGLE
Forward — 1947
Trimble High School
Bedford, Ky.



RALPH BEARD
Guard — 1947, 48*, 49*
Male High School
Louisville, Ky.



ALEX GROZA
Center — 1947, 48**, 49*
Martins Ferry High School
Martins Ferry, Ohio



WALLACE JONES
Forward — 1949**
Harlan High School
Harlan, Ky.

TRADITION



BILL SPIVEY
Center — 1951*
Warner Robins High School
Warner Robins, Ga.



CLIFF HAGAN
Center — 1952*, 54*
Owensboro High School
Owensboro, Ky.



FRANK RAMSEY
Guard — 1952, 54**
Madisonville High School
Madisonville, Ky.



BOB BURROW
Center — 1956**
Wells High School
Wells, Texas



VERNON HATTON
Guard — 1958
Lafayette High School
Lexington, Ky.



JOHNNY COX
Forward — 1959*
Hazard High School
Hazard, Ky.



COTTON NASH
Ctr.-For. — 1962**, 63**, 64*
Lake Charles High School
Lake Charles, La.



PAT RILEY
Forward — 1966
Linton High School
Schenectady, N.Y.



LOUIE DAMPIER
Guard — 1966*, 67**
Southport High School
Indianapolis, Ind.



DAN ISSEL
Center — 1969, 70*
Batavia High School
Batavia, Ill.



KEVIN GREVEY
Forward — 1974, 75
Taft High School
Hamilton, Ohio



JACK GIVENS
Forward — 1977, 78
Bryan Station High School
Lexington, Ky.



RICK ROBEY
Forward-Center — 1977, 78
Brother Martin High School
New Orleans, La.



KYLE MACY
Guard — 1979, 80*
Peru High School
Peru, Ind.



SAM BOWIE
Center — 1981
Lebanon High School
Lebanon, Pa.



MELVIN TURPIN
Center — 1984**
Bryan Station High School
Lexington, Ky.



KENNY WALKER
Forward — 1985, 86*
Crawford Co. High School
Roberta, Ga.

TRADITION

KENTUCKY IN THE NCAA TOURNAMENT

Kentucky has made 33 appearances in the NCAA tournament — more than any other school. The Wildcats have played in college basketball's showcase for nine straight years, giving UK the distinction of being one of only three schools that have gone to at least the last nine tourneys. North Carolina and Georgetown are the other two. That post-season tournament streak extends to 14 straight years including the NIT.

Through the years, Kentucky has captured the NCAA title five times. Only UCLA can boast of more titles. Likewise, UCLA is the only school that can boast of more overall NCAA tournament victories (56) than UK (55). Through the years, Kentucky has racked up an impressive 55-30 NCAA tournament record.

YEAR-BY-YEAR IN THE NCAA

1988	Won 2, Lost 1	Eliminated by Villanova in Southeast Region Semi-Finals
1987	Won 0, Lost 1	Eliminated by Ohio State in Southeast Region First-Round
1986	Won 3, Lost 1	Eliminated by LSU in Southeast Region Finals
1985	Won 2, Lost 1	Eliminated by St. John's in the West Region Semi-Finals
1984	Won 3, Lost 1	Eliminated by Georgetown in Final Four Semi-Finals
1983	Won 2, Lost 1	Eliminated by Louisville in Mideast Regional Finals
1982	Won 0, Lost 1	Eliminated by Middle Tenn. in Mideast First Round
1981	Won 0, Lost 1	Eliminated by UAB in Mideast First Round
1980	Won 1, Lost 1	Eliminated by Duke in Mideast Semi-Finals
1978	Won 5, Lost 0	NATIONAL CHAMPIONS — Defeated Duke for title
1977	Won 2, Lost 1	Eliminated by North Carolina in East Regional Finals
1975	Won 4, Lost 1	RUNNER-UP Lost to UCLA in Championship Game
1973	Won 1, Lost 1	Eliminated by Indiana in Mideast Regional Final
1972	Won 1, Lost 1	Eliminated by Florida State in Mideast Regional Final
1971	Won 0, Lost 2	Eliminated by Western Kentucky in Mideast First Round
1970	Won 1, Lost 1	Eliminated by Jacksonville in Mideast Final
1969	Won 1, Lost 1	Eliminated by Marquette in Mideast First Game
1968	Won 1, Lost 1	Eliminated by Ohio State in Mideast Regional Final
1966	Won 3, Lost 1	RUNNER-UP Lost to Texas Western in Championship game
1964	Won 0, Lost 2	Eliminated by Ohio Univ. in Mideast First Game
1962	Won 1, Lost 1	Eliminated by Ohio State in Mideast Final
1961	Won 1, Lost 1	Eliminated by Ohio State in Mideast Final
1959	Won 1, Lost 1	Eliminated by Louisville in Mideast First Round
1958	Won 4, Lost 0	NATIONAL CHAMPIONS Defeated Seattle for title
1957	Won 1, Lost 1	Eliminated by Michigan State in Midwest Final
1956	Won 1, Lost 1	Eliminated by Iowa in East Regional First Round
1955	Won 1, Lost 1	Eliminated by Marquette in East Regional First Round
1954		Withdrew after winning automatic berth as SEC champion
1952	Won 1, Lost 1	Eliminated by St. John's in East Regional Final
1951	Won 4, Lost 0	NATIONAL CHAMPIONS Defeated Kansas State for title
1949	Won 3, Lost 0	NATIONAL CHAMPIONS Defeated Oklahoma A&M for title
1948	Won 3, Lost 0	NATIONAL CHAMPIONS Defeated Baylor for title
1945	Won 1, Lost 1	Eliminated by Ohio State in first round
1942	Won 1, Lost 1	Eliminated by Dartmouth in second game

TOTALS 33 appearances Won 55, Lost 30 Five National Championships; Runner-Up Twice; Nine Final Four appearances; 20 Final Eight appearances.
Years in NCAA Tourney — 1942-45-48-49-51-52-55-56-57-58-59-61-62-64-66-68-69-70-71-72-73-75-77-78-80-81-82-83-84-85-86-87-88

NCAA TOURNAMENT WINNINGEST COACHES

BY VICTORIES (TITLES)

John Wooden, UCLA (10) 47
Dean Smith, North Carolina (1) 36
Adolph Rupp, Kentucky (4). 30
Denny Crum, Louisville (2) 29
Bob Knight, Indiana (3) 27
Guy Lewis, Houston 26
John Thompson, Georgetown (1) 22
Joe B. Hall, Kentucky (1) 20
Al McGuire, Marquette (1) 20
Digger Phelps, Notre Dame 16
Eddie Sutton, Creighton, Arkansas, Kentucky. 17
Henry Iba, Oklahoma State (2) 15
Lefty Driesell, Davidson, Maryland 15
Gene Bartow, Memphis St., UCLA, UAB 14
Frank McGuire, No. Carolina, So. Carolina (1) 14
Ray Meyer, DePaul 14
Fred Taylor, Ohio State (1) 14
Phil Woolpert, San Francisco (2) 13

NCAA CHAMPIONSHIPS

UCLA 10
Kentucky 5
Indiana 5
North Carolina 2
N.C. State 2
Oklahoma State 2
San Francisco 2
Louisville 2
Kansas 2

KENTUCKY IN THE NCAA RECORD BOOK

The Wildcats hold numerous records in NCAA play, both as a team and individually. Here are the records held by the Wildcats:

Fewest Points Allowed (Single Game) (Since 1938)
6 — Kentucky (75) vs. Arkansas State, Jan. 8, 1945; and Tennessee (11) vs. Temple, Dec. 15, 1973.

Fewest Field Goals (Single Game) (Since 1938)
2 — Arkansas State vs. Kentucky, Jan. 8, 1945; Duke vs. N.C. State, March 8, 1968.

Most Rebounds (Single Game)
108 — Kentucky vs. Mississippi, Feb. 8, 1964.

Most Field Goal Attempts (Season)
2925 — Kentucky, 1948 (Made 916)

Most Consecutive Home-Court Victories
129 — Kentucky, from Jan. 4, 1943, to Jan. 8, 1955 (Ended by Ga. Tech, 59-58)

Unbeaten Teams (Since 1938 UK is one of nine schools)
1954 — Kentucky (25)

30-Game Winners (Kentucky has registered more 30-game winning seasons than any other school in NCAA)
36 — Kentucky, 1948
34 — Kentucky, 1947
32 — Kentucky, 1949
Kentucky, 1951
Kentucky, 1986
31 Kentucky, 1976
30 Kentucky, 1978

TRADITION

CHAMPIONSHIP RESULTS (FINAL FOUR)

Year	Champion	Score	Runner-up	Third Place	Fourth Place	Site of Finals	Coaches of Team Champions	Outstanding Player Award
1939	Oregon	46-33	Ohio State	*Oklahoma	*Villanova	Evanston, Ill	Howard Hobson, Oregon	None Selected
1940	Indiana	60-42	Kansas	*Duquesne	*Southern Cal	Kansas City, Mo.	Branch McCracken, Indiana	Marvin Huffman, Indiana
1941	Wisconsin	39-34	Washington St.	*Pittsburgh	*Arkansas	Kansas City, Mo.	Harold Foster, Wisconsin	John Kotz, Wisconsin
1942	Stanford	53-38	Dartmouth	***Kentucky**	*Colorado	Kansas City, Mo.	Everett Dean, Stanford	Howard Dallmar, Stanford
1943	Wyoming	46-34	Georgetown	*Texas	*DePaul	New York City	Everett Shelton, Wyoming	Ken Sailors, Wyoming
1944	Utah	42-40$	Dartmouth	*Iowa State	*Ohio State	New York City	Vadal Peterson, Utah	Arnold Ferrin, Utah
1945	Oklahoma St.	49-45	New York U.	*Arkansas	*Ohio State	New York City	Henry Iba, Oklahoma State	Bob Kurland, Okla. St.
1946	Oklahoma St.	43-40	North Carolina	Ohio State	California	New York City	Henry Iba, Oklahoma State	Bob Kurland, Okla. St.
1947	Holy Cross	58-47	Oklahoma	Texas	CCNY	New York City	Alvin Julian, Holy Cross	George Kaftan, Holy Cross
1948	**Kentucky**	58-42	Baylor	Holy Cross	Kansas State	New York City	**Adolph Rupp, Kentucky**	**Alex Groza, Kentucky**
1949	**Kentucky**	46-36	Oklahoma St.	Illinois	Oregon State	Seattle, Wash.	**Adolph Rupp, Kentucky**	**Alex Groza, Kentucky**
1950	CCNY	71-68	Bradley	N.C.State	Baylor	New York City	Nat Holma, CCNY	Irwin Dambrot, CCNY
1951	**Kentucky**	68-58	Kansas State	Illinois	Oklahoma St.	Minn., Minn.	**Adolph Rupp, Kentucky**	None Selected
1952	Kansas	80-63	St. John's	Illinois	Santa Clara	Seattle, Wash.	Forrest Allen, Kansas	Clyde Lovelette, Kansas
1953	Indiana	69-68	Kansas	Washington	LSU	Kansas City, Mo.	Branch McCracken, Indiana	B.H. Born, Kansas
1954	LaSalle	92-76	Bradley	Penn State	Southern Cal	Kansas City, Mo.	Kenneth Loeffler, LaSalle	Tom Gola, LaSalle
1955	San Francisco	77-63	LaSalle	Colorado	Iowa	Kansas City, Mo.	Phil Woolpert, San Francisco	Bill Russell, San Fran.
1956	San Francisco	83-71	Iowa	Temple	Sou. Meth.	Evanston, Ill.	Phil Woolpert, San Francisco	Hal Lear, Temple
1957	N. Carolina	54-53&	Kansas	San Francisco	Mich. State	Kansas City, Mo.	Frank McGuire, N. Carolina	Wilt Chamberlain, Kan.
1958	**Kentucky**	84-72	Seattle	Temple	Kansas State	Louisville, Ky.	**Adolph Rupp, Kentucky**	Elgin Baylor, Seattle
1959	California	71-70	West Virginia	Cincinnati	Louisville	Louisville, Ky.	Pete Newell, California	Jerry West, West Virginia
1960	Ohio State	75-55	California	Cincinnati	New York U.	San Fran., Calif.	Fred Taylor, Ohio State	Jerry Lucas, Ohio State
1961	Cincinnati	70-65$	Ohio State	Vacated	Utah	Kansas City, Mo.	Edwin Jucker, Cincinnati	Jerry Lucas, Ohio State
1962	Cincinnati	71-59	Ohio State	Wake Forest	UCLA	Louisville, Ky.	Edwin Jucker, Cincinnati	Paul Hogue, Cincinnati
1963	Loyola (Ill.)	60-58$	Cincinnati	Duke	Oregon State	Louisville, Ky.	George Ireland, Loyola, (Ill.)	Art Heyman, Duke
1964	UCLA	98-83	Duke	Michigan	Kansas State	Kansas City, Mo.	John Wooden, UCLA	Walt Hazzard, UCLA
1965	UCLA	91-80	Michigan	Princeton	Wichita State	Portland, Ore.	John Wooden, UCLA	Bill Bradley, Princeton
1966	Texas-El-Paso	72-65	**Kentucky**	Duke	Utah	College Park, Md.	Don Haskins, Texas-El-Paso	Jerry Chambers, Utah
1967	UCLA	79-64	Dayton	Houston	N. Carolina	Louisville, Ky.	John Wooden, UCLA	Lew Alcindor, UCLA
1968	UCLA	78-55	North Carolina	Ohio State	Houston	L.A., Calif.	John Wooden, UCLA	Lew Alcindor, UCLA
1969	UCLA	92-72	Purdue	Drake	N. Carolina	Louisville, Ky.	John Wooden, UCLA	Lew Alcindor, UCLA
1970	UCLA	80-69	Jacksonville	N. Mexico St.	St.Bonaventure	College Park, Md.	John Wooden, UCLA	Sidney Wicks, UCLA
1971	UCLA	68-62	Vacated**	Vacated**	Kansas	Houston, Texas	John Wooden, UCLA	Vacated9
1972	UCLA	81-76	Florida State	N. Carolina	Louisville	Los Angeles, Calif.	John Wooden, UCLA	Bill Walton, UCLA
1973	UCLA	87-66	Memphis State	Indiana	Providence St.	Louis, Mo.	John Wooden, UCLA	Bill Walton, UCLA
1974	N.C. State	76-64	Marquette	UCLA	Kansas	Greensboro, N.C.	Norman Sloan, N.C. State	David Thompson, N.C. St.
1975	UCLA	92-85	**Kentucky**	Louisville	Syracuse	San Diego, Calif.	John Wooden, UCLA	Richard Washington, UCLA
1976	Indiana	86-68	Michigan	UCLA	Rutgers	Philadelphia, Pa.	Bob Knight, Indiana	Kent Benson, Indiana
1977	Marquette	67-59	North Carolina	UNLV	N.C. Charlotte	Atlanta, Ga.	Al McGuire, Marquette	Butch Lee, Marquette
1978	**Kentucky**	94-88	Duke	Arkansas	Notre Dame	St. Louis, Mo.	**Joe Hall, Kentucky**	**Jack Givens, Kentucky**
1979	Mich. State	75-64	Indiana State	DePaul	Penn	Salt Lake City, UT	Jud Heathcote, Michigan St.	Earvin Johnson, Mich. St.
1980	Louisville	59-54	Vacated**	Purdue	Iowa	Indianapolis, Ind.	Denny Crum, Louisville	Darrell Griffith, Louisville
1981	Indiana	63-50	North Carolina	Virginia	LSU	Philadelphia, Pa.	Bob Knight, Indiana	Isiah Thomas, Indiana
1982	N. Carolina	63-62	Georgetown	*Houston	*Lousiville	New Orleans, La.	Dean Smith, North Carolina	James Worthy, N. Carolina
1983	N.C. State	54-52	Houston	*Georgia	*Louisville	Albuquerque, NM	Jim Valvano, NC State	Akeem Olajuwon, Houston
1984	Georgetown	84-75	Houston	***Kentucky**	*Virginia	Seattle, Wash.	John Thompson, G'town	Patrick Ewing, G'town
1985	Villanova	66-64	Georgetown	*St. John's	*Memphis St.	Lexington, Ky.	Rollie Massimino, Villanova	Ed Pinckney, Villanova
1986	Louisville	72-69	Duke	*LSU	*Kansas	Dallas, Tx.	Denny Crum, Louisville	Pervis Ellison, Louisville
1987	Indiana	74-73	Syracuse	*Providence	*UNLV	New Orleans, La.	Bob Knight, Indiana	Keith Smart, Indiana
1988	Kansas	83-79	Oklahoma	*Arizona	*Duke	Kansas City, Mo.	Larry Brown, Kansas	Danny Manning, Kansas

*Tied for third place. $Overtime. &Three Overtimes.
** Student-athletes representing Villanova (1971), Western Kentucky (1971) and UCLA (1980) were declared ineligible subsequent to the tournament. Under NCAA rules, the teams' and ineligible student-athletes' records were deleted; and the teams' places in the standings were vacated. 9Howard Porter, Villanova.

TOP 25 IN ALL-TIME WINS

No.	School	First Year	Yrs.	Won	Lost	Tied	Pct.
1.	Kentucky	1903	85	1453	457	1	.7606
2.	North Carolina	1911	78	1431	518	1	.7341
3.	Kansas	1899	90	1383	652	1	.6795
4.	St. John's (N.Y.)	1908	81	1377	581	1	.7032
5.	Oregon St.	1902	86	1329	829	1	.6158
6.	Temple	1895	92	1294	702	1	.6482
7.	Pennsylvania	1902	87	1290	726	1	.6398
8.	Duke	1906	83	1288	669	0	.6582
9.	Notre Dame	1898	38	1286	626	1	.6725
10.	Washington	1896	86	1256	743	1	.6283
11.	Syracuse	1901	87	1236	604	1	.6716
12.	Indiana	1901	88	1197	676	1	.6390
13.	Western Kentucky	1915	69	1196	543	1	.6876
14.	Bradley	1903	84	1186	685	0	.6339
15.	UCLA	1920	69	1183	532	1	.6897
16.	Princeton	1901	88	1179	775	1	.6033
17.	North Carolina St.	1913	76	1174	631	1	.6503
18.	Purdue	1897	90	1167	659	1	.6390
19.	West Virginia	1904	79	1166	707	1	.6225
20.	Washington St.	1902	87	1162	1015	1	.5337
21.	Illinois	1906	83	1140	639	1	.6407
22.	Utah	1909	80	1138	644	1	.6385
23.	Montana St.	1902	86	1126	852	3	.5692
24.	Louisville	1912	74	1123	601	1	.6513
25.	St. Joseph's (Pa.)	1910	79	1111	688	1	.6175

DIVISION I TEAM ALL-TIME WINNING PERCENTAGE

(Min. 25 years in Division I)

No.	School	First Year	Yrs.	Won	Lost	Tied	Pct.
1.	Kentucky	1903	85	1453	457	1	.7606
2.	North Carolina	1911	78	1431	518	1	.7341
3.	St. John's (N.Y.)	1908	81	1377	581	1	.7032
4.	UCLA	1920	69	1183	532	1	.6897
5.	Western Kentucky	1915	69	1196	543	1	.6876
6.	Kansas	1899	90	1383	652	1	.6795
7.	DePaul	1924	65	1037	497	0	.6760
8.	Notre Dame	1898	83	1286	626	1	.6725
9.	Syracuse	1901	87	1236	604	1	.6716
10.	Weber St.	1963	26	485	246	1	.6633
11.	Duke	1906	83	1288	669	0	.6582
12.	Louisville	1912	74	1123	601	1	.6513
13.	North Carolina St.	1913	76	1174	631	1	.6503
14.	Villanova	1921	68	1086	588	1	.6487
15.	Temple	1895	92	1294	702	1	.6482
16.	Houston	1946	43	761	419	1	.6448
17.	La Salle	1931	58	934	516	1	.6440
18.	Navy	1907	82	994	552	3	.6427
19.	Duquesne	1914	72	1029	574	0	.6419
20.	Illinois	1906	83	1140	639	1	.6407
21.	Pennsylvania	1902	87	1290	726	1	.6398
22.	Purdue	1897	90	1167	659	1	.6390
23.	Indiana	1901	88	1197	676	1	.6309
24.	Utah	1909	80	1138	644	1	.6385
25.	Bradley	1903	84	1186	685	0	.6339

TRADITION

ALL-TIME WIRE SERVICE RANKINGS

(Regular Season Only)

(Player of Year Indicated*)

ASSOCIATED PRESS

1949

1. Kentucky
2. Oklahoma State
3. St. Louis
4. Illinois
5. Western Kentucky
6. Minnesota
7. Bradley
8. USF
9. Tulane
10. Bowling Green

All-America
Tony Lavelli (Yale)
Vince Boryla (Denver)
Alex Groza (Kentucky)
Ed Macauley (St. Louis)
Ralph Beard (Kentucky)

1950

1. Bradley
2. Ohio State
3. Kentucky
4. Holy Cross
5. North Carolina State
6. Duquesne
7. UCLA
8. Western Kentucky
9. St. John's
10. LaSalle

All-America
Paul Unruh (Bradley)
Bob Cousy (Holy Cross)
Dick Schnittker (Ohio State)
Paul Arizin (Villanova)
Kevin O'Shea (Notre Dame)

1951

1. Kentucky
2. Oklahoma State
3. Columbia
4. Kansas State
5. Illinois
6. Bradley
7. Indiana
8. North Carolina State
9. St. John's
10. St. Louis

All-America
Bill Mlkvy (Temple)
Sam Ranzino (North Carolina State)
Bill Spivey (Kentucky)
Gene Melchiorre (Bradley)
Clyde Lovellete (Kansas)

1952

1. Kentucky
2. Illinois
3. Kansas State
4. Duquesne
5. St. Louis
6. Washington
7. Iowa
8. Kansas
9. West Virginia
10. St. John's

All-America
Chuck Darling (Iowa)
Mark Workman (West Virginia)
Clyde Lovellete (Kansas)
Dick Groat (Duke)
Clift Hagan (Kentucky)

1953

1. Indiana
2. Seton Hall
3. Kansas
4. Washington
5. LSU
6. LaSalle
7. St. John's
8. Oklahoma State
9. Duquesne
10. Notre Dame

All-America
Walter Dukes (Seton Hall)
John O'Brien (Seattle)
Bob Houbregs (Washington)
Tom Gola (LaSalle)
Ernie Beck (Penn)

1954

1. Kentucky
2. LaSalle
3. Holy Cross
4. Indiana
5. Duquesne
6. Notre Dame
7. Bradley
8. Western Kentucky
9. Penn State
10. Oklahoma State

All-America
Frank Selvy (Furman)
John Schlundt (Indiana)
Tom Gola (LaSalle)
Cliff Hagan (Kentucky)
Bob Pettit (LSU)

1955

1. USF
2. Kentucky
3. LaSalle
4. North Carolina State
5. Iowa
6. Duquesne
7. Utah
8. Marquette
9. Dayton
10. Oregon State

All-America
Tom Gola (LaSalle)
Robin Freeman (Ohio State)
Bill Russell (USF)
Dick Ricketts (Duquesne)
Darrell Floyd (Furman)

1956

1. USF
2. North Carolina State
3. Dayton
4. Iowa
5. Alabama
6. Louisville
7. SMU
8. UCLA
9. Kentucky
10. Illinois

All-America
Bill Russell (USF)
Robin Freeman (Ohio State)
Si Green (Duquesne)
Darrell Floyd (Furman)
Tom Heinsohn (Holy Cross)

1957

1. North Carolina
2. Kansas
3. Kentucky
4. SMU
5. Seattle
6. Louisville
7. West Virginia
8. Vanderbilt
9. Oklahoma City
10. St. Louis

All-America
Wilt Chamberlain (Kansas)
Lenny Rosenbluth (North Carolina)
Rod Hundley (West Virginia)
Gary Thompson (Iowa State)
Chet Forte (Columbia)

1958

1. West Virginia
2. Cincinnati
3. Kansas State
4. USF
5. Temple
6. Maryland
7. Kansas
8. Notre Dame
9. Kentucky
10. Duke

All-America
Wilt Chamberlain (Kansas)
Oscar Robertson (Cincinnati)
Elgin Baylor (Seattle)
Guy Rodgers (Temple)
Don Hennon (Pitt)

1959

1. Kansas State
2. Kentucky
3. Mississippi State
4. Bradley
5. Cincinnati
6. North Carolina State
7. Michigan State
8. Auburn
9. North Carolina
10. West Virginia

All-America
Oscar Robtson (Cincinnati)
Jerry West (West Virginia)
Bob Boozer (Kansas State)
Bailey Howell (Mississippi State)
Johnny Cox (Kentucky)

1960

1. Cincinnati
2. Cal
3. Ohio State
4. Bradley
5. West Virginia
6. Utah
7. Indiana
8. Utah State
9. St. Bonaventure
10. Miami-Florida

All-America
Jerry West (West Virginia)
Oscar Robertson (Cincinnati)
Jerry Lucas (Ohio State)
Darryl Imhoff (Cal)
Tony Jackson (St. John's)

1961

1. Ohio State
2. Cincinnati
3. St. Bonaventure
4. Kansas State
5. North Carolina
6. Bradley
7. Southern Cal
8. Iowa
9. West Virginia
10. Duke

All-America
Jerry Lucas (Ohio State)*
Tom Stith (St. Bonaventure)
Terry Dischinger (Purdue)
Roger Kaiser (Georgia Tech)
Chet Walker (Bradley)

1962

1. Ohio State
2. Cincinnati
3. Kentucky
4. Mississippi State
5. Bradley
6. Kansas State
7. Utah
8. Bowling Green
9. Colorado
10. Duke

All-America
Jerry Lucas (Ohio State)*
Terry Dischinger (Purdue)
Bill McGill (Utah)
Chet Walker (Bradley)
Len Chappell (Wake Forest)

1963

1. Cincinnati
2. Duke
3. Loyola-Chicago
4. Arizona State
5. Wichita State
6. Mississippi State
7. Ohio State
8. Illinois
9. NYU
10. Colorado

All-America
Art Heyman (Duke)*
Ron Bonham (Cincinnati)
Jerry Harkness (Loyola-Chicago)
Gary Bradds (Ohio State)
Barry Kramer (NYU)

1964

1. UCLA
2. Michigan
3. Duke
4. Kentucky
5. Wichita State
6. Oregon State
7. Villanova
8. Loyola-Chicago
9. DePaul
10. Davidson

All-America
Gary Bradds (Ohio State)*
Cotton Nash (Kentucky)
Walt Hazzard (UCLA)
Bill Bradley (Princeton)
Dave Stallworth (Wichita State)

1965

1. Michigan
2. UCLA
3. St. Joseph's
4. Providence
5. Vanderbilt
6. Davidson
7. Minnesota
8. Villanova
9. BYU
10. Duke

All-America
Bill Bradley (Princeton)*
Cazzie Russell (Michigan)
Rick Barry (Miami-Florida)
Gail Goodrich (UCLA)
Fred Hetzel (Davidson)
Wayne Estes (Utah St.-post-humously)

1966

1. Kentucky
2. Duke
3. Texas-El-Paso
4. Kansas
5. St. Joseph's
6. Loyola-Chicago
7. Cincinnati
8. Vanderbilt
9. Michigan
10. Western Kentucky

All-America
Cazzie Russell (Michigan)*
Clyde Lee (Vanderbilt)
Dave Schellhase (Purdue)
Louie Dampier (Kentucky)
Dave Bing (Syracuse)

1967

1. UCLA
2. Louisville
3. Kansas
4. North Carolina
5. Princeton
6. Western Kentucky
7. Houston
8. Tennessee
9. Boston College
10. Texas-El-Paso

All-America
Lew Alcindor (UCLA)*
Jimmy Walker (Providence)
Wes Unseld (Louisville)
Elvin Hayes (Houston)
Clem Haskins (Western Kentucky)
Coach of the Year: John Wooden (UCLA)

1968

1. Houston
2. UCLA
3. St. Bonaventure
4. North Carolina
5. Kentucky
6. New Mexico
7. Columbia
8. Davidson
9. Louisville
10. Duke

All-America
Elvin Hayes (Houston)*
Wes Unseld (Louisville)
Lew Alcindor (UCLA)
Pete Maravich (LSU)
Calvin Murphy (Niagara)
Coach of the Year: Guy V. Lewis (Houston)

1969

1. UCLA
2. LaSalle
3. Santa Clara
4. North Carolina
5. Davidson
6. Purdue
7. Kentucky
8. St. John's
9. Duquesne
10. Villanova

All-America
Lew Alcindor (UCLA)*
Pete Maravich (LSU)
Spencer Haywood (Detroit)
Rick Mount (Purdue)
Calvin Murphy (Niagara)
Coach of the Year: John Wooden (UCLA)

TRADITION

1970

1. Kentucky
2. UCLA
3. St. Bonaventure
4. Jacksonville
5. New Mexico State
6. South Carolina
7. Iowa
8. Marquette
9. Notre Dame
10. North Carolina State

All-America
Pete Maravich (LSU)*
Dan Issel (Kentucky)
Bob Lanier (St. Bonaventure)
Rick Mount (Purdue)
Calvin Murphy (Niagara)
Coach of the Year: John Wooden (UCLA)

1971

1. UCLA
2. Marquette
3. Penn
4. Kansas
5. Southern Cal
6. South Carolina
7. Western Kentucky
8. Kentucky
9. Fordham
10. Ohio State

All-America
Austin Carr (Notre Dame)*
Sidney Wicks (UCLA)
Artis Gilmore (Jacksonville)
Jim McDaniels (Western Kentucky)
Dean Meminger (Marquette)
Coach of the Year: Al McGuire (Marquette)

1972

1. UCLA
2. North Carolina
3. Penn
4. Louisville
5. Long Beach State
6. South Carolina
7. Marquette
8. SW Louisiana
9. BYU
10. Florida State

All-America
Bill Walton (UCLA)*
Dwight Lamar (SW Louisiana)
Ed Ratleff (Long Beach State)
Jim Chones (Marquette)
Tom Riker (South Carolina)
Coach of the Year: John Wooden (UCLA)

1973

1. UCLA
2. North Carolina State
3. Long Beach State
4. Providence
5. Marquette
6. Indiana
7. SW Louisiana
8. Maryland
9. Kansas State
10. Minnesota

All-America
Bill Walton (UCLA)*
Ed Ratleff (Long Beach State)
David Thompson (N. Carolina State)
Ernie DiGregorio (Providence)
Kermit Washington (American)
Coach of the Year: John Wooden (UCLA)

1974

1. North Carolina State
2. UCLA
3. Marquette
4. Maryland
5. Notre Dame
6. Michigan
7. Kansas
8. Providence
9. Indiana
10. Long Beach State

All-America
Bill Walton (UCLA)
Keith Wilkes (UCLA)
David Thompson (N. Carolina State)
Marvin Barnes (Providence)
John Shumate (Notre Dame)
Coach of the Year: Norm Sloan (North Carolina State)

1975

1. UCLA
2. Kentucky
3. Indiana
4. Louisville
5. Maryland
6. Syracuse
7. North Carolina State
8. Arizona State
9. North Carolina
10. Alabama

All- America
David Thompson (N. Carolina State)*
Adrian Dantley (Notre Dame)
David Meyers (UCLA)
Luther Burden (Utah)
Scott May (Indiana)
Coach of the Year: Bobby Knight (Indiana)

1976

1. Indiana
2. Marquette
3. Nevada-Las Vegas
4. Rutgers
5. UCLA
6. Alabama
7. Notre Dame
8. North Carolina
9. Michigan
10. Western Michigan

All-America
Adrian Dantley (Notre Dame)
Scott May (Indiana)*
Kent Benson (Indiana)
John Lucas (Maryland)
Phil Sellers (Rutgers)
Coach of the Year: Bobby Knight (Indiana)

1977

1. Michigan
2. UCLA
3. Kentucky
4. Nevada-Las Vegas
5. North Carolina
6. Syracuse
7. Marquette
8. USF
9. Wake Forest
10. Notre Dame

All-America
Marques Johnson (UCLA)*
Rickey Green (Michigan)
Phil Ford (North Carolina)
Kent Benson (Indiana)
Bernard King (Tennessee)
Coach of the Year: Bob Gaillard (USF)

1978

1. Kentucky
2. UCLA
3. DePaul
4. Michigan State
5. Arkansas
6. Notre Dame
7. Duke
8. Marquette
9. Louisville
10. Kansas

All-Amercia
Phil Ford (North Carolina)
Butch Lee (Marquette)*
Mychal Thompson (Minnesota)
Larry Bird (Indiana State)
David Greenwood (UCLA)
Coach of the Year: Eddie Sutton (Arkansas)

1979

1. Indiana State
2. UCLA
3. Michigan State
4. Notre Dame
5. Arkansas
6. DePaul
7. LSU
8. Syracuse
9. North Carolina
10. Marquette

All-America
Larry Bird (Indiana State)*
Bill Cartwright (USF)
David Greenwood (UCLA)
Sidney Moncrief (Arkans)
Earvin "Magic" Johnson (Michigan St.)
Coach of the Year: Bill Hodges (Indiana State)

1980

1. DePaul
2. LSU
3. Kentucky
4. Louisville
5. Oregon State
6. Syracuse
7. Indiana
8. Maryland
9. Ohio State
10. Georgetown

All-America
Mark Aguirre (DePaul)*
Darrell Griffith (Louisville)
Kyle Macy (Kentucky)
Joe Barry Carroll (Purdue)
Michael Brooks (LaSalle)
Coach of the Year: Ray Meyer (DePaul)

1981

1. DePaul
2. Oregon State
3. Virginia
4. LSU
5. Arizona State
6. North Carolina
7. Indiana
8. Kentucky
9. Notre Dame
10. Utah

All-America
Isiah Thomas (Indiana)
Danny Ainge (BYU)
Ralph Sampson (Virginia)*
Mark Aguirre (DePaul)
Kelly Tripucka (Notre Dame)
Coach of the Year: Ralph Miller (Oregon State)

1982

1. North Carolina
2. DePaul
3. Virginia
4. Oregon State
5. Missouri
6. Minnesota
7. Georgetown
8. Idaho
9. Memphis State
10. Fresno State

All-America
Eric Floyd (Georgetown)
Quintin Dailey (USF)
Ralph Sampson (Virginia)*
Terry Cummings (DePaul)
James Worthy (North Carolina)
Coach of the Year: Norm Stewart (Missouri)

1983

1. Houston
2. Louisville
3. St. John's
4. Virginia
5. Indiana
6. Nevada-Las Vegas
7. UCLA
8. North Carolina
9. Arkansas
10. Missouri

All-America
Ralph Sampson (Virginia)*
Dale Ellis (Tennessee)
Patrick Ewing (Georgetown)
Michael Jordan (North Carolina)
Wayman Tisdale (Oklahoma)
Coach of the Year: Guy V. Lewis (Houston)

1984

1. North Carolina
2. Georgetown
3. Kentucky
4. DePaul
5. Houston
6. Illinois
7. Oklahoma
8. Arkansas
9. UTEP
10. Purdue

All-America
Waymon Tisdale (Oklahoma)
Sam Perkins (North Carolina)
Michael Jordan (North Carolina)*
Akeem Olajuwon (Houston)
Patrick Ewing (Georgetown)

1985

1. Georgetown
2. Michigan
3. St. John's
4. Oklahoma
5. Memphis State
6. Georgia Tech
7. North Carolina
8. Louisiana Tech
9. Nevada-Las Vegas
10. Duke

All-America
Chris Mullin (St. John's)
Patrick Ewing (Georgetown)*
Xavier McDaniel (Wichita State)
Keith Lee (Memphis State)
Waymon Tisdale (Oklahoma)

1986

1. Duke
2. Kansas
3. Kentucky
4. St. John's
5. Michigan
6. Georgia Tech
7. Louisville
8. North Carolina
9. Syracuse
10. Notre Dame

All-America
Len Bias (Maryland)
Kenny Walker (Kentucky)
Walter Berry (St. John's)*
Steve Alford (Indiana)
Johnny Dawkins (Duke)
Coach of the Year: Eddie Sutton (Kentucky)

1987

1. Nevada-Las Vegas
2. North Carolina
3. Indiana
4. Georgetown
5. DePaul
6. Iowa
7. Purdue
8. Temple
9. Alabama
10. Syracuse

All-America
Kenny Smith (North Carolina)
Steve Alford (Indiana)
David Robinson (Navy)*
Reggie Williams (Georgetown)
Danny Manning (Kansas)
Coach of the Year: Tom Davis (Iowa)

1988

1. Temple
2. Arizona
3. Purdue
4. Oklahoma
5. Duke
6. Kentucky
7. North Carolina
8. Pittsburgh
9. Syracuse
10. Michigan

All-American
Sean Elliott (Arizona)
Gary Grant (Michigan)
Hersey Hawkins (Bradley)
Danny Manning (Kansas)*
J.R. Reid (North Carolina)
Coach of the Year: John Chaney (Temple)

AP Top 10 Finishes

Kentucky	**25**
North Carolina	18
UCLA	18
Notre Dame	12
Indiana	12
Marquette	10
Kansas	10
Duke	10
Louisville	10
Michigan	9
North Carolina St.	9
St. John's	8
DePaul	8
Bradley	7
Cincinnati	6
Duquesne	6
Kansas State	6
Ohio State	6
San Francisco	6

AP Number One Finishes

Kentucky	**7**
UCLA	7
North Carolina	3
Indiana	2
Michigan	2
Houston	2
DePaul	2
Cincinnati	2
Ohio State	2

TRADITION

ALL-TIME WIRE SERVICE RANKINGS

(Regular Season Only)

(Player of Year Indicated*)

UPI

1951

1. Kentucky
2. Oklahoma State
3. Kansas State
4. Illinois
5. Columbia
6. Bradley
7. North Carolina State
8. Indiana
9. St. John's
10. BYU

All-America
Bill Mlkvy (Temple)
Sam Ranzino (N. Carolina State)
Bill Spivey (Kentucky)
Gene Melchiorre (Bradley)
Clyde Lovellete (Kansas)

1952

1. Kentucky
2. Illinois
3. Kansas
4. Duquesne
5. Washington
6. Kansas State
7. St. Louis
8. Iowa
9. St. John's
10. Wyoming

All-America
Chuck Darling (Iowa)
Mark Workman (West Virginia)
Clyde Lovellete (Kansas)
Dick Groat (Duke)
Cliff Hagan (Kentucky)

1953

1. Indiana
2. Washington
3. LaSalle
4. Seton Hall
5. Kansas
6. LSU
7. Oklahoma State
8. North Carolina State
9. Kansas State
10. Illinois

All-America
Walter Dukes (Seton Hall)
John O'Brien (Seattle)
Bob Houbregs (Washington)
Tom Gola (LaSalle)
Ernie Beck (Penn)

1954

1. Indiana
2. Kentucky
3. Duquesne
4. Oklahoma State
5. Notre Dame
6. Western Kentucky
7. Kansas
8. LSU
9. Holy Cross
10. Iowa

All-America
Frank Selvy (Furman)
John Schlundt (Indiana)
Tom Gola (LaSalle)
Cliff Hagan (Kentucky)
Bob Pettit (LSU)

1955

1. USF
2. Kentucky
3. LaSalle
4. Utah
5. Iowa
6. North Carolina State
7. Duquesne
8. Oregon State
9. Marquette
10. Dayton

All-America
Tom Gola (LaSalle)*
Bill Russell (USF)
Dick Garmaker (Minnesota)
Si Green (Duquesne)
Dick Ricketts (Duquesne)
Coach of the Year: Phil Woolpert (USF)

1956

1. USF
2. North Carolina State
3. Dayton
4. Iowa
5. Alabama
6. SMU
7. Louisville
8. Illinois
9. UCLA
10. Vanderbilt

All-America
Bill Russell (USF)*
Si Green (Duquesne)
Robin Freeman (Ohio State)
Darrell Floyd (Furman)
K.C. Jones (USF)
Coach of the Year: Phil Woolpert (USF)

1957

1. North Carolina
2. Kansas
3. Kentucky
4. SMU
5. Seattle
6. Cal
7. Michigan State
8. Louisville
9. UCLA
10. St. Louis

All-America
Wilt Chamberlain (Kansas)
Chet Forte (Columbia)*
Lenny Rosenbluth (North Carolina)
Grady Wallace (South Carolina)
Rod Hundley (West Virginia)
Coach of the Year: Frank McGuire (North Carolina)

1958

1. West Virginia
2. Cincinnati
3. USF
4. Kansas State
5. Temple
6. Maryland
7. Notre Dame
8. Kansas
9. Dayton
10. Indiana

All-America
Wilt Chamberlain (Kansas)
Oscar Robertson (Cincinnati)*
Elgin Baylor (Seattle)
Guy Rodgers (Temple)
Don Hennon (Pitt)
Coach of the Year: Tex Winter (Kansas State)

1959

1. Kansas State
2. Kentucky
3. Michigan State
4. Cincinnati
5. North Carolina State
6. (tie) North Carolina
   Mississippi State
8. Bradley
9. Cal
10. Auburn

All-America
Oscar Robertson (Cincinnati)*
Bailey Howell (Mississippi State)
Bob Boozer (Kansas State)
Jerry West (West Virginia)
Don Hennon (Pitt)
Coach of the Year: Adolph Rupp (Kentucky)

1960

1. Cal
2. Cincinnati
3. Ohio State
4. Bradley
5. Utah
6. West Virginia
7. Utah State
8. Georgia Tech
9. Villanova
10. Indiana

All-America
Jerry West (West Virginia)
Oscar Robertson (Cincinnati)*
Jerry Lucas (Ohio State)
Darryl Imhoff (Cal)
Tom Stith (St. Bonaventure)
Coach of the Year: Pete Newell (Cal)

1961

1. Ohio State
2. Cincinnati
3. St. Bonaventure
4. Kansas State
5. Southern Cal
6. North Carolina
7. Bradley
8. St. John's
9. Duke
10. Wake Forest

All-America
Jerry Lucas (Ohio State)*
Tom Stith (St. Bonaventure)
Terry Dischinger (Purdue)
Roger Kaiser (Georgia Tech)
Chet Walker (Bradley)
Coach of the Year: Fred Taylor (Ohio State)

1962

1. Ohio State
2. Cincinnati
3. Kentucky
4. Mississippi State
5. Kansas State
6. Bradley
7. Wake Forest
8. Colorado
9. Bowling Green
10. Utah

All-America
Jerry Lucas (Ohio State)*
Terry Dischinger (Purdue)
Bill McGill (Utah)
Chet Walker (Bradley)
John Havlicek (Ohio State)
Coach of the Year: Fred Taylor (Ohio State)

1963

1. Cincinnati
2. Duke
3. Arizona State
4. Loyola-Chicago
5. Illinois
6. Wichita State
7. Mississippi State
8. Ohio State
9. Colorado
10. Stanford

All-America
Art Heyman (Duke)*
Ron Bonham (Cincinnati)
Jerry Harkness (Loyola-Chicago)
Gary Bradds (Ohio State)
Tom Thacker (Cincinnati)
Coach of the Year: Ed Jucker (Cincinnati)

1964

1. UCLA
2. Michigan
3. Kentucky
4. Duke
5. Oregon State
6. Wichita State
7. Villanova
8. Loyola-Chicago
9. Texas-El Paso
10. Davidson

All-America
Gary Bradds (Ohio State)*
Walt Hazzard (UCLA)
Cotton Nash (Kentucky)
Bill Bradley (Princeton)
Dave Stallworth (Wichita State)
Coach of the Year: John Wooden (UCLA)

1965

1. Michigan
2. UCLA
3. St. Joseph's
4. Providence
5. Vanderbilt
6. BYU
7. Davidson
8. Minnesota
9. Duke
10. USF

All-America
Bill Bradley (Princeton)*
Cazzie Russell (Michigan)
Gail Goodrich (UCLA)
Fred Hetzel (Davidson)
Rick Barry (Miami-Florida)
Coach of the Year: Dave Strack (Mich.)

1966

1. Kentucky
2. Duke
3. Texas-El Paso
4. Kansas
5. Loyola-Chicago
6. St. Joseph's
7. Michigan
8. Vanderbilt
9. Cincinnati
10. Providence

All-America
Cazzie Russell (Michigan)*
Clyde Lee (Vanderbilt)
Jimmy Walker (Providence)
Dave Schellhase (Purdue)
Dave Bing (Syracuse)
Coach of the Year: Adolph Rupp (Kentucky)

1967

1. UCLA
2. Louisville
3. North Carolina
4. Kansas
5. Princeton
6. Houston
7. Western Kentucky
8. Texas-El-Paso
9. Tennessee
10. Boston College

All-America
Lew Alcindor (UCLA)*
Elvin Hayes (Houston)
Jimmy Walker (Providence)
Wes Unseld (Louisville)
Bob Lloyd (Rutgers)
Coach of the Year: John Wooden (UCLA)

1968

1. Houston
2. UCLA
3. St. Bonaventure
4. North Carolina
5. Kentucky
6. Columbia
7. New Mexico
8. Louisville
9. Davidson
10. Marquette

All-America
Elvin Hayes (Houston)*
Lew Alcindor (UCLA)
Pete Maravich (LSU)
Wes Unseld (Louisville)
Larry Miller (North Carolina)
Coach of the Year: Guy V. Lewis (Houston)

1969

1. UCLA
2. North Carolina
3. Davidson
4. Santa Clara
5. Kentucky
6. LaSalle
7. Purdue
8. St. John's
9. New Mexico State
10. Duquesne

All-America
Lew Alcindor (UCLA)*
Pete Maravich (LSU)
Rick Mount (Purdue)
Spencer Haywood (Detroit)
Calvin Murphy (Niagara)
Coach of the Year: John Wooden (UCLA)

1970

1. Kentucky
2. UCLA
3. St. Bonaventure
4. New Mexico State
5. Jacksonville
6. South Carolina
7. Iowa
8. Notre Dame
9. Drake
10. Marquette

All-America
Pete Maravich (LSU)*
Bob Lanier (St. Bonaventure)
Rick Mount (Purdue)
Calvin Murphy (Niagara)
Dan Issel (Kentucky)
Coach of the Year: John Wooden (UCLA)

TRADITION

1971

1. UCLA
2. Marquette
3. Penn
4. Kansas
5. Southern Cal
6. South Carolina
7. Western Kentucky
8. Kentucky
9. Fordham
10. Ohio State

All-America
Austin Carr (Notre Dame)*
Sidney Wicks (UCLA)
Artis Gilmore (Jacksonville)
Dean Meminger (Marquette)
John Roche (South Carolina)
Coach of the Year: Al McGuire (Marquette)

1972

1. UCLA
2. North Carolina
3. Penn
4. Louisville
5. South Carolina
6. Long Beach State
7. Marquette
8. SW Louisiana
9. BYU
10. Florida State

All-America
Bill Walton (UCLA)*
Henry Bibby (UCLA)
Dwight Lamar (SW Louisiana)
Jim Chones (Marquette)
Ed Ratleff (Long Beach State)
Coach of the Year: John Wooden (UCLA)

1973

1. UCLA
2. North Carolina State
3. Long Beach State
4. Marquette
5. Providence
6. Indiana
7. (tie)
Kansas State
SW Louisiana
9. Minnesota
10. Maryland

All-America
Bill Walton (UCLA)*
Ed Ratleff (Long Beach State)
David Thompson (N. Carolina State)
Doug Collins (Illinois State)
Dwight Lamar (SW Louisiana)
Coach of the Year: John Wooden (UCLA)

1974

1. North Carolina State
2. UCLA
3. Notre Dame
4. Maryland
5. Marquette
6. Providence
7. Vanderbilt
8. North Carolina
9. Indiana
10. Kansas

All-America
Bill Walton (UCLA)*
David Thompson (N. Carolina State)
John Shumate (Notre Dame)
Keith Wilkes (UCLA)
Marvin Barnes (Providence)
Coach of the Year: Digger Phelps (Notre Dame)

1975

1. Indiana
2. UCLA
3. Louisville
4. Kentucky
5. Maryland
6. Marquette
7. Arizona State
8. Alabama
9. North Carolina State
10. North Carolina

All-America
David Thompson (N. Carolina State)*
Adrian Dantley (Notre Dame)
David Meyers (UCLA)
John Lucas (Maryland)
Scott May (Indiana)
Coach of the Year: Bobby Knight (Indiana)

1976

1. Indiana
2. Marquette
3. Rutgers
4. Nevada-Las Vegas
5. UCLA
6. North Carolina
7. Alabama
8. Notre Dame
9. Michigan
10. Washington

All-America
Scott May (Indiana)*
Adrian Dantley (Notre Dame)
John Lucas (Maryland)
Richard Washington (UCLA)
Kent Benson (Indiana)
Coach of the Year: Tom Young (Rutgers)

1977

1. Michigan
2. USF
3. North Carolina
4. UCLA
5. Kentucky
6. Nevada-Las Vegas
7. Arkansas
8. Tennessee
9. Syracuse
10. Utah

All-America
Marques Johnson (UCLA)*
Rickey Green (Michigan)
Kent Benson (Indiana)
Bernard King (Tennessee)
Otis Birdsong (Houston)
Coach of the Year: Bob Gaillard (USF)

1978

1. Kentucky
2. UCLA
3. Marquette
4. New Mexico
5. Michigan State
6. Arkansas
7. DePaul
8. Kansas
9. Duke
10. North Carolina

All-America
Butch Lee (Marquette)*
Phil Ford (North Carolina)
Mychal Thompson (Minnesota)
Larry Bird (Indiana State)
David Greenwood (UCLA)
Coach of the Year: Eddie Sutton (Arkansas)

1979

1. Indiana State
2. UCLA
3. North Carolina
4. Michigan State
5. Notre Dame
6. Arkansas
7. Duke
8. DePaul
9. LSU
10. Syracuse

All-America
Larry Bird (Indiana State)*
David Greenwood (UCLA)
Mike Gminski (Duke)
Earvin "Magic" Johnson (Michigan State)
Jim Spanarkel (Duke)
Coach of the Year: Bill Hodges (Indiana State)

1980

1. DePaul
2. LSU
3. Kentucky
4. Louisville
5. Oregon State
6. Syracuse
7. Indiana
8. Maryland
9. Ohio State
10. Georgetown

All America
Mark Aguirre (DePaul)*
Darrell Griffith (Louisville)
Kyle Macy (Kentucky)
Joe Barry Carroll (Purdue)
Michael Brooks (LaSalle)
Coach of the Year: Ray Meyer (DePaul)

1981

1. DePaul
2. Oregon State
3. Virginia
4. LSU
5. Arizona State
6. North Carolina
7. Indiana
8. Kentucky
9. Notre Dame
10. Utah

All-America
Isiah Thomas (Indiana)
Danny Ainge (BYU)
Ralph Sampson (Virginia)*
Mark Aguirre (DePaul)
Kelly Tripucka (Notre Dame)
Coach of the Year: Ralph Miller (Oregon State)

1982

1. North Carolina
2. DePaul
3. Virginia
4. Oregon State
5. Missouri
6. Minnesota
7. Georgetown
8. Idaho
9. Memphis State
10. Fresno State

All-America
Eric Floyd (Georgetown)
Quintin Dailey (USF)
Ralph Sampson (Virginia)*
Terry Cummings (DePaul)
James Worthy (North Carolina)
Coach of the Year: Norm Stewart (Missouri)

1983

1. Houston
2. Louisville
3. St. John's
4. Virginia
5. Indiana
6. Nevada-Las Vegas
7. UCLA
8. North Carolina
9. Arkansas
10. Kentucky

All-America
Michael Jordan (North Carolina)
John Paxson (Notre Dame)
Ralph Sampson (Virginia)*
Sam Perkins (North Carolina)
Keith Lee (Memphis State)
Coach of the Year: Jerry Tarkanian (UNLV)

1984

1. North Carolina
2. Georgetown
3. Kentucky
4. DePaul
5. Houston
6. Illinois
7. Arkansas
8. Oklahoma
9. UTEP
10. Maryland

All-America
Chris Mullin (St. John's)
Michael Jordan (North Carolina)*
Patrick Ewing (Georgetown)
Sam Perkins (North Carolina)
Waymon Tisdale (Oklahoma)

1985

1. Georgetown
2. Michigan
3. St. John's
4. Memphis State
5. Oklahoma
6. Georgia Tech
7. North Carolina
8. Louisiana Tech
9. Nevada-Las Vegas
10. Illinois

All-America
Chris Mullin (St. John's)*
Johnny Dawkins (Duke)
Patrick Ewing (Georgetown)
Waymon Tisdale (Oklahoma)
Keith Lee (Memphis State)

1986

1. Duke
2. Kansas
3. St. John's
4. Kentucky
5. Michigan
6. Georgia Tech
7. Louisville
8. North Carolina
9. Syracuse
10. UNLV

All-America
Scott Skiles (Michigan State)
Kenny Walker (Kentucky)
Johnny Dawkins (Duke)
Walter Berry (St. John's*)
Len Bias (Maryland)
Coach of the Year: Mike Krzyzewski (Duke)

1987

1. Nevada-Las Vegas
2. Indiana
3. North Carolina
4. Georgetown
5. DePaul
6. Purdue
7. Iowa
8. Temple
9. Alabama
10. Syracuse

All-America
Kenny Smith (North Carolina)
Steve Alford (Indiana)
David Robinson (Navy)*
Reggie Williams (Georgetown)
Danny Manning (Kansas)
Coach of the Year: John Chaney (Temple)

1988

1. Temple
2. Arizona
3. Purdue
4. Oklahoma
5. Duke
6. Kentucky
7. Pittsburgh
8. North Carolina
9. Syracuse
10. Michigan

All-America
Hersey Hawkins (Bradley)
Danny Manning (Kansas)*
Sean Elliott (Arizona)
Danny Ferry (Duke)
Gary Grant (Michigan)
Coach of the Year: John Chaney, Temple

UPI Top 10 Finishes

Kentucky	**22**
North Carolina	20
UCLA	18
Indiana	13
Kansas	11
Marquette	10
Duke	9
Louisville	9
Kansas State	8
Michigan	8
North Carolina St.	8
Notre Dame	8
Cincinnati	7
St. John's	7
DePaul	7
Ohio State	6
Bradley	5
LSU	5
Oregon State	5
San Francisco	5
Utah	5

UPI Number One Finishes

UCLA	6
Kentucky	**5**
Indiana	4
North Carolina	3

TRADITION

KENTUCKY IN THE SEC TOURNAMENT

The Wildcats have enjoyed unparalleled success in the league's post-season tournament. In the 29 years the event has been held, Kentucky has captured 16 titles and has won 84.9 percent of its games in the tourney. Next in line among the schools in tournament titles is Tennessee, with four.

29-YEAR COMPOSITE SEC TOURNAMENT STANDINGS

	Titles	Won	Lost	Pct
KENTUCKY	**16**	**73**	**13**	**.849**
Tennessee	4	42	24	.636
Alabama	3	32	25	.561
LSU	1	29	28	.509
Georgia	1	21	28	.429
Vanderbilt	1	16	26	.390
Auburn	1	15	26	.366
Ole Miss	1	11	25	.423
Florida	0	8	23	.258
Miss. State	0	7	28	.200

In the ten years the tournament has been held recently, seven different schools have captured the title. Only Florida, Mississippi State and Vanderbilt have failed to win the event since 1979. Kentucky is one of only two teams that have won two titles since the renewal of the event, having won it in 1984 and 1986. Alabama also has two titles.

Through the years, Kentucky players have been selected to the first team All-Tournament team 50 times. Since the renewal of the event, nine Wildcats have been tabbed with the honor:

1979—Kyle Macy (MVP) and Truman Claytor
1980—Sam Bowie and Kyle Macy
1982—Dirk Minniefield (MVP)
1984—Melvin Turpin
1986—Roger Harden
1988—Rex Chapman (MVP) and Winston Bennett

The largest crowd to ever watch an SEC tournament game was 21,981, at the championship game between Alabama and Kentucky at Rupp Arena in 1982.

SOUTHEASTERN CONFERENCE (SEC) TOURNAMENT

(29 Appearances 16 Championships)*

1988 Won 3, Lost 0	Defeated Georgia for Championship.
1987 Won 0, Lost 1	Eliminated in quarterfinals by Auburn.
1986 Won 3, Lost 0	Defeated Alabama for championship.
1985 Won 0, Lost 1	Eliminated in quarterfinals by Florida.
1984 Won 3, Lost 0	Defeated Auburn for championship.
1983 Won 0, Lost 1	Eliminated in quarterfinals by Alabama.
1982 Won 2, Lost 1	Eliminated in finals by Alabama.
1981 Won 0, Lost 1	Eliminated in quarterfinals by Vanderbilt.
1980 Won 2, Lost 1	Eliminated in finals by Louisiana State.
*1979 Won 3, Lost 1	Eliminated in finals by Tennessee.
1952 Won 4, Lost 0	Defeated Louisiana State for championship.
1951 Won 3, Lost 1	Eliminated in finals by Vanderbilt.
1950 Won 3, Lost 0	Defeated Tennessee for championship.
1949 Won 4, Lost 0	Defeated Tulane for championship.
1948 Won 4, Lost 0	Defeated Georgia Tech for championship.
1947 Won 4, Lost 0	Defeated Tulane for championship.
1946 Won 4, Lost 0	Defeated Louisiana State for championship.
1945 Won 4, Lost 0	Defeated Tennessee for championship.
1944 Won 3, Lost 0	Defeated Tulane for championship.
1943 Won 3, Lost 1	Eliminated in finals by Tennessee.
1942 Won 4, Lost 0	Defeated Alabama for championship.
1941 Won 3, Lost 1	Eliminated in finals by Tennessee.
1940 Won 3, Lost 0	Defeated Georgia for championship.
1939 Won 3, Lost 0	Defeated by Tennessee for championship.
1938 Won 0, Lost 1	Eliminated in first game by Tulane.
1937 Won 3, Lost 0	Defeated Tennessee for championship.
1936 Won 1, Lost 1	Eliminated in second game by Tennessee.
1935	No Tournament Held
1934 Won 0, Lost 1	Eliminated in first game by Florida.
1933 Won 4, Lost 0	Defeated Mississippi State for championship.

* Tournament resumed in 1979 for first time since 1952.

ALL-SEC TOURNAMENT

(43 Players Chosen 72 times)

*** Denotes MVP**

John DeMoisey (F) 1933, 1934
Aggie Sale (C) 1933
Bill Davis (G) 1933*, 1934
Ralph Carlisle (F) 1936, 1937
Whitey Anderson (G) 1936*
Warfield Donahue (G) 1937
Rice Walker (C) 1937*
Walter Hodge (G) 1937*
Bernie Opper (G) 1938, 1939
Joe Hagan (F) 1938*
Keith Farnsley (F) 1939, 1940*, 1941*
Layton Rouse (G) 1940
Marvin Akers (F) 1941, 1942*
Lee Huber (G) 1941
James King (C) 1941*, 1942*
Ermal Allen (F) 1942
Melvin Brewer (C) 1943
Marvin Akers (G) 1943
Milton Ticco (F) 1943*
Bob Brannum (C) 1944
Jack Tingle (G) 1944, 1945, 1946, 1947
Jack Parkinson (G) 1944, 1945, 1946
Wilbur Schu (F) 1944*, 1946*
Ken Campbell (C) 1945
Wallace Jones (F) 1946, 1947, 1948, 1949
Ralph Beard (C) 1946, 1947, 1948, 1949
Joe Holland (F) 1947
Kenny Rollins (G) 1947, 1948
Alex Groza (C) 1947*, 1948*, 1949
Cliff Barker (F) 1948*, 1949*
Jim Line (F) 1950
Bill Spivey (C) 1950*, 1951
Walter Hirsch (F) 1951
Frank Ramsey (G) 1951, 1952
Cliff Hagan (F) 1951*, 1952
Robert Watson (F) 1952
Truman Claytor (G) 1979
Kyle Macy (G) 1979*, 1980
Sam Bowie (C) 1980
Dirk Minniefield 1982*
Melvin Turpin 1984
Roger Harden 1986
Rex Chapman 1988*
Winston Bennett 1988

TRADITION

NO PLACE LIKE HOME: ALUMNI GYM
(1924-50; Won 262, Lost 25)

A young boy dribbles a basketball on the immortal hardwood of old Alumni Gym.

There's no longer a bustling crowd or a fiery, legendary coach calling plays from the sidelines. Cobwebs dangle from the corners and dust stirs in the nooks and crannies of the old edifice.

But the young boy can sense an air of excitement and the electricity that still lingers in the backboards of the historical landmark. The tradition built in the 64-year-old building passes through his hightops as he runs down the court.

He's in the first house that Rupp built.

And as the ball falls through the net with a gentle whisp, just like it did in the days long before Memorial Coliseum and Rupp Arena, he knows he just stepped into a tradition.

.....

Memorial Coliseum is often referred to as the "House that Rupp built". The Wildcats' current home, Rupp Arena, was built and dedicated to the legendary coach. But the rich Kentucky basketball tradition began 26 years before the ink was even dry on the Memorial Coliseum plans.

Alumni Gym, built in 1924, holds claim to the birth of Wildcat basketball mania. The building served as the home floor for Wildcat squads from 1924 to 1950. During that time, Kentucky lost only 25 of its 232 games while laying the groundwork for the best NCAA record in the history of collegiate basketball.

In 1924, the Athletics Council members argued to the Board of Trustees that the old gym in Barker Hall's Buell Armory was unsafe for even the small number of people it could accommodate. Large crowds that had to turned away and the probability that the popular high school tournament would be moved were two major factors that convinced the Board members that a new gymnasium was in order.

The 2,800-seat structure was approved and the Alumni Association began efforts to raise the $100,000 needed for the Wildcats' first "white elephant."

Tradition seeps from the hardwood floors where Rupp's teams established a home record of 201 victories and only eight losses in his 19 years of coaching. He led the Wildcats to 84 consecutive victories in the confines of Alumni and also 64 consecutive wins in the Southeastern Conference. During the Wildcats' last 17 seasons in the Gym, they won 12 conference tournament crowns and three Sugar Bowl championships.

During the Alumni Gym era, Kentucky suffered only one losing season while also having twelve campaigns with three or fewer losses.

Kentucky basketball became a dynasty in 1948 after winning the SEC and NCAA championships and the coveted Olympic gold in London, England. Led by All Americans Alex Groza, Ralph Beard and Wallace Jones, the United States squad soundly defeated France 65-21 in the gold medal game to become the 1948 World Champions.

Kentucky's reign in Alumni Gym ended in 1950 after con- struction on Memorial Coliseum was completed.



THE FABULOUS FIVE *Captain Kenny Rollins drives a nail to mark the spot in Alumni Gym where Ralph Beard made a 52½ foot shot against Tennessee in 1948. Beard watches the ceremony, along with, left to right, standing, Rupp, Cliff Barker, Joe Holland, Alex Groza and Wallace Jones.*



In its heyday, Alumni Gym was one of the few buildings in its area.



Former Wildcat Coach Adolph Rupp conducts one of his legendary practice sessions in Memorial Coliseum.

TRADITION

NO PLACE LIKE HOME: MEMORIAL COLISEUM

(1950-76; Won 308, Lost 38)

For 26 years, the pulsating cries of "Rip 'em Up, Tear 'em Up, Give 'em Hell Wildcats" rang through one of the grandest of all basketball palaces—UK's Memorial Coliseum.

In 1941, when Dr. H. L. Donovan became president of the University, one of his first recommendations was for a building "that will properly take care of our athletics, our health service, physical education and recreation." From this beginning came the plan that culminated in the construction of 11,500-seat Memorial Coliseum, an unparalleled edifice costing $3,925,000 by the time it was completed in 1950.

A great many persons freely suggested that the arena would prove to be a "white elephant" that would never be filled by spectators of a sport that then was considered little more than a winter pastime.

But the hardwood game blitzed the nation and Kentucky's teams forged to the national forefront in such a crowd-pleasing manner that the "huge" hall soon could not begin to accommodate the large number of fans seeking to whet their newfound basketball appetites. The situation, in fact, soon developed to the point where only the student body and faculty were admitted and for several years about all Kentuckians-at-large knew of their state University's famed cage teams consisted of information gleaned from the radio and newspapers.

The Wildcat basketball teams got off to a fine start in the Coliseum, winning every game played in the building for the first three seasons. When Georgia Tech upset Kentucky, 59-58, on Jan. 8, 1955, it marked the first time the Wildcats had lost on their home court since Jan. 4, 1943, dating back to the Alumni Gym days. Between those two dates, Kentucky won 129 straight basketball games at home, a record that still stands in the NCAA record books.

Veteran UK radio announcer Cawood Ledford remembers that first loss at the Coliseum.

"When the game was over, nobody moved," says Ledford. "Everyone sat in absolute stunned silence. I would say it was a good five minutes before anyone made a move to get up. But Kentucky sure didn't lose very many times there."

Indeed the Cats did not. In 26 years, Kentucky came away a loser only 38 times in 346 games.

From the early 1960s on, the sale of UK basketball season tickets has been closed to the public with season ticket holders taking all the allotment other than student seating. When the Wildcats moved into Rupp Arena for the 1976-77 season, the cynics once again labeled it a "white elephant." But they, too, underestimated the fervor displayed by Kentucky fans. The only seats available are ones students don't use.





The steel superstructure of Memorial Coliseum towered over The Avenue of Champions as it was being constructed in the late 1940s. Today, the Coliseum is still home to several UK athletics teams.

While Rupp Arena affords UK the third-largest built-for-basketball facility in the country with 23,000 seats, old-timers will tell you that the new building doesn't match the atmosphere of Memorial Coliseum. The character of great tradition permeates the air with near spiritual force, even today, when the building serves as the Wildcats' primary practice facility.

The huge building, which serves as a memorial to the nearly 10,000 Kentuckians who lost their lives in World War II and the Korean conflict, covers an entire city block and contains as much space as a seven-story office building. Situated along the Avenue of Champions, the Coliseum still houses the UK Athletics Association offices and is the home to many Wildcat athletics teams.

TRADITION

NO PLACE LIKE HOME: RUPP ARENA

(1976-present; Won 168, Lost 18)



Rupp Arena is part of the Lexington Center complex, which includes a Hyatt Regency Hotel, a 50-store enclosed shopping mall and Triangle Park.



Kentucky has annually finished either first or second in attendance nationally since Rupp Arena opened its doors in 1976.

The basketball showcase in the basketball capital of the world, Rupp Arena is the third home for the Kentucky Wildcats in 62 years.

The facility, named after Kentucky's legendary former coach, Adolph Rupp, has been the site of several premier basketball events. In March of 1985, all roads led to Lexington for the NCAA Final Four. In 1986, Rupp played host to both the Southeastern Conference Tournament and the the NCAA Women's Final Four. The arena has been the site of numerous NCAA regional tournaments, and will serve as host for the 1989 Southeast Regional.

An awesome structure in sight and scope, the arena is divided into two seating areas. The lower level features 10,000 fully cushioned, theater seats in block coloring of blue, red, orange and purple, offering a spectacular splash of color. The upper level has 13,000 seats on epoxy-coated metal bleachers. The latter can be visually isolated to provide a more natural setting for small shows.

Built by the city of Lexington, the arena is the major portion of the $53 million Lexington Center complex, which includes a convention-exhibition hall, a 50-store tri-level enclosed shopping mall, a luxury Hyatt Regency Hotel and, a block away, the historic 1,200-seat Lexington Opera House, which was recently refurbished.

The arena is fully air-conditioned, equipped with a specially designed, high-quality sound system appropriately named "Big Bertha," and features complete lighting for events and color television coverage. Special attention has been paid to such facilities as dressing rooms, service entrances and storage areas.

The Wildcats command an exclusive dressing room 365 days a year, while other facilities include six team-size and eight smaller units.

The portable basketball court, which lies on a concrete sub-flooring 118 feet below the ceiling, is 60' x 120' and is made of a light shade of northern maple trimmed in Kentucky blue. The floor was specially designed to convert from the 94' length required for college and professional basketball to the 84' length for high school simply by removing two panels.

Four 35' x 4' custom-made scoreboards are placed so spectators can see at least three of the boards from any seat in the arena.

KENTUCKY AT HOME THROUGH THE YEARS

	Won	Lost	Pct.
Alumni Gym (1924-25 through 1949-50)	262	25	91.3
Memorial Coliseum (1950-51 through 1975-76)	308	38	89.0
Rupp Arena (1976-77 through present)	168	18	90.3
TOTALS	**738**	**81**	**90.1**

TRADITION



Wildcat fans keep "the wave" going around Rupp Arena.

YEAR-BY-YEAR AT RUPP ARENA

Year	Won	Lost	Pct.
1976-77	12	2	85.7
1977-78	16	0	100
1978-79	11	4	73.3
1979-80	12	3	80.0
1980-81	15	0	100
1981-82	15	1	93.8
1982-83	14	1	93.3
1983-84	16	0	100
1984-85	11	3	78.6
1985-86	18	0	100
1986-87	13	2	86.7
1987-88	15	2	88.2
TOTALS	**168**	**18**	**90.3**

TOP TEN RUPP ARENA CROWDS

	ATT.	OPPONENT	DATE	SCORE
1.	24,203	vs. Indiana	Dec. 7,1985	63-58 (W)
2.	24,185	vs. Tennessee	Feb. 27, 1983	69-61 (W)
3.	24,180	vs. Louisville	Dec. 28, 1985	69-64 (W)
4.	24,165	vs. Indiana	Dec. 8, 1981	85-69 (W)
5.	24,098	vs. Wyoming (UKIT)	Dec. 16, 1983	66-40 (W)
	24,098	vs. BYU (UKIT)	Dec. 17, 1983	93-59 (W)
7.	24,012	vs. Louisville	Nov. 26, 1983	65-44 (W)
8.	24,011	vs. LSU	Mar. 1, 1981	73-71 (W)
9.	24,025	vs. Syracuse	Feb. 28, 1988	62-58 (W)
10.	23,995	vs. Miami, Ohio (UKIT)	Dec. 18, 1987	85-71 (W)
	23,995	vs. N.C. Charlotte (UKIT)	Dec. 19, 1987	84-81 (W)

KENTUCKY'S HOME ATTENDANCE

Year	No. Games	Attendance	Average
1987-88	17	393,725	23,160
1986-87	15	345,718	23,048
1985-86	18**	407,290	22,627
1984-85	14	320,926	22,923
1983-84	16	*380,453	*23,778
1982-83	15**	356,766	*23,785
1981-82	16	*371,093	*23,193
1980-81	15	*354,996	*23,666
1979-80	15	*352,511	*23,501
1978-79	15	*351,042	*23,338
1977-78	16	*373,403	*23,338
1976-77	14	*312,527	*22,323
1975-76	12	138,135	11,511
1974-75	12	138,098	11,539
1973-74	12	130,755	10,896
1972-73	13	150,856	11,604
1971-72	13	150,297	11,561
1970-71	13	152,471	11,728
1969-70	15	181,295	12,086
1968-69	13	165,600	11,821
1967-68	16	178,000	11,333
1966-67	13	136,588	10,502
1965-66	13	149,571	11,505
1964-65	14	151,000	10,786
1963-64	14	165,650	11,117
1962-63	15	153,132	10,208
1961-62	16	165,495	10,343
1960-61	14	129,978	9,284
1959-60	13	138,995	10,692
1958-59	15	177,824	11,855
1957-58	13	124,461	9,574
1956-57	14	129,733	9,266
1955-56	13	126,104	9,700

*Season high in the nation.

**Includes 3 SEC Tournament games.

TRADITION

NO PLACE LIKE HOME: LOUISVILLE

(Won 95, Lost 25)

The University of Kentucky has built an impressive record playing in Louisville over the years. The Wildcats have won an NCAA championship (1958), nine Southeastern Conference Tournament titles and have defeated some of the best teams from around the country before Wildcats fans at Louisville.

Kentucky began playing in Louisville in 1908, when the Cats lost to Louisville Coliseum, 30-18. They defeated the University of Louisville, 26-13, lost to the Cards, 26-15, the following year and then defeated them, 32-24, in 1916. Two years later, UK lost to Centre, 22-12, in the state championship game played in Louisville. The Cats defeated the Cards there in 1922 and then did not play again in the Derby City until the 1936-37 season, when they dropped a 41-28 decision to Notre Dame.

Most of those early games were played in the Armory downtown before Freedom Hall was opened during the 1957-58 season. The Cats captured the 1958 NCAA title with victories over Temple and Seattle and the spacious arena has played host to Kentucky teams every year since. Kentucky's record at Freedom Hall now stands at 32-11.

The Wildcats' overall record in Louisville is now 92-23. Broken down, the Cats are 44-17 in regular-season play, 43-3 in SEC Tournament play and 5-3 in post-season competition.

Kentucky's most impressive string of victories in Louisville came when the Cats won 32 straight games between 1946 and 1951. Only 10 of the 27 teams Kentucky has faced in the 115 games in Louisville have been able to knock off the Cats. The longest running series has been with Notre Dame, with the Wildcats holding a 23-9 advantage over the Fighting Irish.

Kentucky established a new Freedom Hall attendance record two years ago as 20,053 jammed the arena to watch the Cats take on Georgia. At noon the day of the Georgia game, UK fans continued a Wildcat tradition, as more than 19,000 arrived for a brief Kentucky shooting practice. Three days earlier, the Wildcats handed the University of Louisville its worst defeat ever at Freedom Hall, 8551.



Kentucky and Louisville cheerleaders personify the "United We Stand, Divided We Fall" motto as they lead the crowd in the singing of "My Old Kentucky Home."



UK's Mike Pratt gets set to sink a crucial shot in Kentucky's thrilling 102-100 victory over Notre Dame in December, 1969. Pratt earned the Shively Award for his play in that game. The Shively Award is presented to the MVP of the Kentucky-Notre Dame Game.

KENTUCKY RESULTS In Louisville

Year	W-L	Opponent	Score
1908	L	Louisville Coliseum	18-30
1913-14	W	Louisville	26-13
1914-15	L	Louisville	15-26
1915-16	W	Louisville	32-24
1917-18	L	Centre	12-22
1921-22	W	Louisville	38-14
1936-37	L	Notre Dame	28-41
1938-39	L	Notre Dame	37-42
1940-41	L	Notre Dame	47-48
*1940-41	W	Ole Miss	62-52
	W	Tulane	53-30
	W	Alabama	39-37
	L	Tennessee	33-36
*1941-42	W	Florida	42-36
	W	Ole Miss	59-32
	W	Auburn	40-31
	W	Alabama	36-34
**1941-42	L	Great Lakes	47-58
1942-43	L	Indiana	52-58
	W	Notre Dame	60-55
*1942-43	W	Tulane	48-31
	W	Georgia	59-30
	W	Miss. State	52-43
	L	Tennessee	30-33
**1942-43	L	Great Lakes	39-53
1943-44	W	Indiana	61-41
	W	Notre Dame	55-44
*1943-44	W	Georgia	57-29
	W	LSU	55-28
	W	Tulane	62-46
1944-45	W	Indiana	61-43
	L	Notre Dame	58-59 (OT)
*1944-45	W	Florida	57-35
	W	LSU	68-37
	W	Alabama	52-41
	W	Tennessee	39-35
1945-46	L	Notre Dame	47-56

TRADITION



The Kentucky bench celebrates as a Freedom Hall Crowd of some 20,000 watches.



Coach Eddie Sutton addresses a packed house of 19,000 fans at the traditional open practice session in Louisville's Freedom Hall.

Year	W-L	Opponent	Score
*1945-46	W	Auburn	69-24
	W	Florida	69-32
	W	Alabama	59-30
	W	LSU	59-36
**1945-46	W	Temple	54-43
1946-47	W	CePaul	65-45
	W	Notre Dame	60-30
*1946-47	W	Vanderbilt	98-29
	W	Auburn	84-18
	W	Georgia Tech	75-53
	W	Tulane	55-38
**1946-47	W	Temple	68-29
1947-48	W	DePaul	74-50
	W	Temple	58-38
*1947-48	W	Florida	87-31
	W	LSU	63-47
	W	Tennessee	70-47
	W	Georgia Tech	54-43
1948-49	W	DePaul	67-36
	W	Tulane	51-47
	W	Notre Dame	62-38
*1948-49	W	Florida	73-36
	W	Auburn	70-39
	W	Tennessee	83-44
	W	Tulane	68-52
1949-50	W	DePaul	49-47
*1949-50	W	Miss. State	56-46
	W	Georgia	79-63
	W	Tennessee	95-58
*1950-51	W	Miss. State	92-70
	W	Auburn	84-54
	W	Georgia Tech	82-56
	L	Vanderbilt	57-61
1951-52	W	Georgia	95-55
*1951-52	W	Georgia Tech	80-59
	W	Tulane	85-61
	W	Tennessee	81-66
	W	LSU	44-43
1953-54	W	Georgia Tech	99-48
1955-56	W	Georgia	143-66

Freedom Hall Era

**1957-58	W	Temple	61-60
	W	Seattle	84-72
1958-59	W	Illinois	76-75
1959-60	W	Temple	97-92
1960-61	W	Notre Dame	68-62
**1960-61	W	Morehead	71-64
	L	Ohio State	74-87
1961-62	W	Notre Dame	100-53
1962-63	W	Notre Dame	78-70
1963-64	W	Notre Dame	101-81
1964-65	L	Notre Dame	97-111
1965-66	W	Notre Dame	103-69
1966-67	W	Notre Dame	96-85
1967-68	W	Notre Dame	81-73
1968-69	W	Notre Dame	110-90
1969-70	W	Notre Dame	102-100
1970-71	L	Notre Dame	92-99
1971-72	L	Indiana	89-90 (2OT)
	W	Notre Dame	83-67
1972-73	L	N. Carolina	70-78
	W	Notre Dame	65-63
1973-74	L	Indiana	68-77
	L	Notre Dame	79-94
1974-75	W	N. Carolina	90-78
	W	Kansas	100-63
	W	Notre Dame	113-96
1975-76	L	Indiana	68-77 (OT)
	W	Notre Dame	79-77
1976-77	W	Notre Dame	102-78
	W	Florida St.	97-57
1977-78	W	Notre Dame	73-68
1978-79	W	Notre Dame	81-76
1979-80	W	Notre Dame	86-80
1980-81	L	Notre Dame	61-67
1981-82	W	Notre Dame	34-28 (OT)
1982-83	W	Kansas	82-62
1983-84	W	Purdue	88-67
1984-85	L	Louisville	64-71
1984-58	W	Kansas	92-89
1985-86	W	VMI	93-55
1986-87	W	Louisville	85-51
	L	Georgia	65-69
1987-88	W	Notre Dame	78-69

*SEC Tournament **Post-Season Games

UK VS. OPPONENTS IN LOUISVILLE

School	UK-Won	UK-Lost
Alabama	4	0
Auburn	5	0
Centre	0	1
DePaul	4	0
Florida	5	0
Florida St.	1	0
Georgia	5	1
Georgia Tech	5	0
Great Lakes	0	2
Illinois	1	0
Indiana	2	4
Kansas	3	0
LSU	5	0
Louisville	4	2
Louisville Coliseum	0	1
Mississippi	2	0
Mississippi St.	3	0
Morehead	1	0
North Carolina	1	1
Notre Dame	23	9
Ohio State	0	1
Purdue	1	0
Seattle	1	0
Temple	5	0
Tennessee	5	2
Tulane	7	0
Vanderbilt	1	1
VMI	1	0
Total	**95**	**25**

TRADITION

Success — Academic and Athletic

Through the years, the University of Kentucky basketball program has produced one of the top graduation rates in the country. In the last decade, more than 80 percent of the players who have completed their eligibility at UK have earned a degree.

In the last 10 years, two Wildcat basketball players have been awarded the Sullivan Medallion, the highest single honor that can be received by a UK student. Since 1977, the award has been presented to a male and female student who most exemplifies that characteristics of heart, mind and conduct as evidence of a spirit of love for and helpfulness to other men and women. The Wildcats honored recently were Jack Givens (1978) and Kyle Macy (1980). Other Wildcat basketball players who have been awarded the medallion are Gayle Mohney (1928), George Skinner (1933) and James Line (1951).

The University of Kentucky has produced seven **Academic All-Americans:**

Louie Dampier, 1966 and 1967
Dan Issel, 1970
Mike Pratt, 1970
Mike Casey, 1971
Bob Guyette, 1975
Jimmy Dan Conner, 1975
Kyle Macy, 1979

Guyette also was awarded one of the prestigious NCAA Post-Graduate scholarships following his graduation from UK. He used the scholarship to attend the UK Dental School.

Perhaps the greatest measure of success of the Wildcat basketball program has been how the players have fared AFTER earning their degrees from Kentucky. UK has turned out professionals in nearly every field, from basketball to doctors, from businessmen to teachers.

JOHN ADAMS - (1965)
Is now a district judge in Lexington (Fayette County).

ERMAL ALLEN - (1942)
Retired assistant head coach of the Dallas Cowboys.

JIM ANDREWS - (1973)
Was drafted by the NBA; played two years of professional basketball in Italy. Is employed by Dubois Chemical Corporation in Cincinnati.

SCOTTY BAESLER - (1963)
Currently the popular mayor of Lexington.

DALE BARNSTABLE - (1950)
This member of the 1948 and 1949 NCAA Championship teams was drafted by Boston Celtics. He is currently the national sales manager for American Air Filter Company in Louisville. His twin daughters, Tricia and Cybil, were well-known cheerleaders at UK in the early 1970s.

DICKY BEAL - (1984)
Drafted in the fourth round of the NBA draft by the Atlanta Hawks. Is cur rently assistant basketball coach at Covington Holmes High School.

ED BECK - (1958)
Is currently a minister in Golden, Colorado.

BILL BIBB - (1954)
Is currently athletics director and head coach at Mercer University.

JERRY BIRD - (1956)
Is currently the human resources administrator for the American Greetings Corporation in Corbin, Ky.

SAM BOWIE - (1984)
Drafted in the first round of the NBA draft by the Portland Trailblazers. Is currently in his fifth season in Portland. Lives in Lexington during the off-season.

CARROLL BURCHETT - (1962)
Division Director of Kentucky Department of Education, Office of Vocational Rehabilitation.

BOB BURROW - (1955)
Is currently the assistant superintendent for the Ft. Knox, Ky. schools.

LEROY BYRD - (1986)
Is currently playing in the "6-3 and Under" league.

DWANE CASEY - (1979)
Is currently an assistant basketball coach at the University of Kentucky.

DAN CHANDLER - (1956)
Is the vice-president of Treasure Island Resort and Casino in St. Martin. Resides in Las Vegas.

KIRK CHILES - (1972)
Is a high school basketball coach.

TRUMAN CLAYTOR - (1979)
Drafted in the sixth round of the NBA draft by the Detroit Pistons. Is currently working in Toledo, Ohio.

LARRY CONLEY - (1966)
This member of "Rupp's Runts" now works for General Electric Credit Corporation and serves as a basketball color analyst for several television networks, including the UK Television Network.

JIMMY DAN CONNER - (1975)
Drafted by the Virginia Squires of the old ABA. Played one year in the ABA with the Kentucky Colonels. Is currently an executive and partner with All-Pro Financial Corporation in Louisville.

FRED COWAN - (1982)
Drafted in the sixth round by the NBA's Houston Rockets. Is currently playing professional basketball in Japan as he pursues a career with the Toshiba Corporation, an electronics firm.

HUGH COY - (1954)
Is now a sales representative for the McKesson Drug Company in Cincinnati. He resides in Lexington.

AL CUMMINS - (1947)
Owns a financial planning company.

JESS CURRY - (1956)
Owns the Medi-Fitness Corporation in Danville, Va.

LOUIE DAMPIER - (1967)
After a career in the old ABA, he has entered business and is currently owner of his own audio-visual company in Louisville.

MULFORD DAVIS - (1947)
A school principal in Frankfort, Indiana.

HARRY DENHAM - (1939)
Now a practicing dentist in Maysville, Ky.

RICK DREWITZ - (1974)
Currently plant manager for Blue Grass Industries in Cynthiana, Ky.

RAY EDELMAN - (1974)
Is an attorney in Lawrencburg, Ky.

RANDY EMBRY - (1965)
Teacher and coach at Owensboro (Ky.) Senior High School.

BILL EVANS - (1955)
Is currently senior vice-president of Kentucky Fried Chicken Corp., in Louisville, Ky.

MIKE FLYNN - (1975)
Was drafted by the Indiana Pacers of the NBA and played three years with the Pacers. Is currently a bank executive in Jeffersonville, Ind.

CHRIS GETTLEFINGER - (1981)
Is now supervisor of oil and gas leases in Tennessee for the Kelso Oil Company.

JACK GIVENS - (1978)
Drafted in the first round of the NBA draft by the Atlanta Hawks and played two years in Atlanta. Is currently a life insurance representative and financial planner for Capi-

TRADITION

Success — Academic and Athletic

tal Creation and Conservation Company of Lexington. Owns a sporting goods store in Lexington and serves as a basketball color analyst for several television networks.

PHIL GRAWEMEYER - (1956)
Is now a real estate developer in Louisville, Ky.

KEVIN GREVEY - (1975)
Drafted in the first round of the NBA draft by the Washington Bullets. Played several years there before moving on to Milwaukee to play with the Bucks. Currently operates "Grevey's," a popular restaurant in Washington, D.C.

PETE GRIGSBY - (1954)
Is now the assistant superintendent of Floyd County Schools in Prestonsburg, Ky.

ALEX GROZA - (1949)
This member of the "Fabulous Five" is an executive with the Reynolds Company in Lexington.

BOB GUYETTE - (1975)
Drafted in the third round by the NBA's Kansas City Kings. Played several years of professional basketball in Spain. Returned to UK and received a degree in denistry. He is now in last year of Medical School at Alabama, completing a residency in Maxillofacial surgery. Hopes to return to Lexington to practice.

CLIFF HAGAN - (1954)
Spent several years in the NBA after graduation. Is now the director of athletics at the University of Kentucky.

JERRY HALE - (1975)
Is currently manager of employee relations with National Mines Corporation in Lexington.

ROGER HARDEN - (1986)
Was drafted in the fifth round by the NBA's Los Angeles Lakers. Is now serving as a student assistant coach at Kentucky while completing the requirements for his degree.

MERION HASKINS - (1977)
Is currently traveling throughout the world as an international buyer for the R. J. Reynolds Tobacco Company. He lives in Richmond, Va.

VERNON HATTON - (1958)
Is currently a realtor and auctioneer in Lexington.

TOM HEITZ - (1984)
Drafted in the eighth round of the NBA draft by the Indiana Pacers. Is currently working in the commodities markets in Lexington and Chicago.

JOE HOLLAND - (1948)
Owns an automobile dealership, Holland Chevrolet, in Charleston, W. Va.

JOEY HOLLAND - (1973)
Is currently the general sales manager for his father's car dealership, Holland Chevrolet, in Charleston, W. Va.

DERRICK HORD - (1983)
Drafted in the third round of the NBA draft by the Cleveland Cavaliers. Is currently in business in Lexington.

HAROLD HURST - (1956)
Is a real estate agent and broker in Stanton, Ky.

CHARLES HURT - (1983)
Drafted in the sixth round of the NBA draft by the Milwaukee Bucks. Is currently in business in Lexington.

DAN ISSEL - (1970)
Recently named assistant to the president of the Denver Nuggets. Completed an illustrious career with the NBA team two years ago and had been in the thoroughbred business in Lexington.

LARRY JOHNSON - (1977)
Drafted in the second round of the NBA draft by the Buffalo Braves (now the San Diego Clippers) and played one season with the Braves. Is now playing professional basketball in Japan as he pursues a career with the Panasonic Corporation.

WALLACE "WAH WAH" JONES - (1949)
This member of the "Fabulous Five" currently owns and operates several businesses in Lexington.

JIM JORDAN - (1948)
Is a recently-retired attorney in Chester, W. Va.

JIM LEMASTER - (1968)
Currently an attorney and state representative from Paris, Kentucky.

BILL LICKERT - (1961)
Currently treasurer of Mann and Hanger — Silas Mason Co.

JIM LINE - (1950)
Currently a consulting engineer in Russell, Kansas.

STEVE LOCHMUELLER - (1975)
Is currently general partner of Barclay Agency (thoroughbred horses) and president of Barclay Coal Sales Agency in Lexington.

RONNIE LYONS - (1974)
Is currently employed by IBM in Lexington.

KYLE MACY - (1980)
Received two degrees from UK — in business and in education — as a 1979 Academic All-American. Drafted in the first round of the NBA draft by the Phoenix Suns. After several years in Phoenix, Macy was traded to the Chicago Bulls, then to the Indiana Pacers. Lives in Lexington in the off-season and conducts a highly-successful summer basketball camp.

JIM MASTER - (1984)
Drafted in the sixth round of the NBA draft by the Atlanta Hawks. Is currently working in Lexington.

DIRK MINNIEFIELD - (1983)
Drafted in the second round of the NBA draft by the Dallas Mavericks. Is currently playing with the Boston Celtics.

TERRY MOBLEY - (1965)
Is currently the director of development at the University of Kentucky.

COTTON NASH - (1964)
Owns a real estate and investment company in Lexington.

CLYDE PARKER - (1943)
A successful dentist in Evansville, Indiana.

JACK PARKINSON - (1948)
Owns a plumbing supply business in Yorktown, Ind.

DICK PARSONS - (1961)
Spent several years as an assistant basketball coach at the Univeristy of Kentucky. Is currently the director of deferred giving at UK.

MIKE PHILLIPS - (1978)
Drafted in the second round of the NBA draft by the Seattle Supersonics. Is currently playing professional basketball in Spain.

TOMMY PORTER - (1968)
Is currently a dentist in Hopkinsville, Kentucky.

LARRY PURSIFUL - (1962)
Owns shoe stores in Elizabethtown and Louisville, Ky.

MIKE PRATT - (1970)
Is senior vice-president, consulting and marketing, for Merit Capital Corp., in Des Moines, Iowa.

LINVILLE PUCKETT - (1956)
Is now with Lexington Paddock Fencing Company in Lexington.

FRANK RAMSEY - (1954)
Is a highly-successful Western Kentucky businessman. Owns several

TRADITION

Success — Academic and Athletic

banks and farms and serves on the board of trustees at the University of Kentucky.

LLOYD RAMSEY - (1942)
Now a doctor in Nashville, Tennessee.

PAT RILEY - (1967)
Currently the head coach of the NBA's Los Angeles Lakers.

RICK ROBEY - (1978)
Drafted in the first round of the NBA draft by the Indiana Pacers. Currently is owner of a popular restaurant (Bristol's) in Lexington.

KENNY ROLLINS - (1948)
This member of the "Fabulous Five" currently works as a supervisor for a national container company in Lexington.

GAYLE ROSE - (1955)
Is now a pharmacist in Olive Hill, Ky.

WILLIE ROUSE - (1954)
Is currently the president of First Security Bank and Trust Co., the largest bank in Lexington.

JAY SHIDLER - (1980)
Recently returned and finished his degree at the University of Kentucky.

ADRIAN SMITH - (1958)
Gold Medal winner in 1960 Olympic Games. NBA All-Star game MVP in 1966. Now an executive for Central Trust Bank in Cincinnati, Ohio.

G. J. SMITH - (1975)
Is currently teaching and coaching at Laurel County High School in London, Kentucky.

BILL SPIVEY - (1951)
Operates a catering business in the Daytona Beach, Fla., area.

VINCENT D. SPLANE - (1942)
A retired dentist in Middleburg, Fla.

CARL STAKER - (1942)
Now a consulting engineer in Lyndhurst, Ohio.

LARRY STAMPER - (1973)
Is currently teaching at Morgan County High School in West Liberty, Ky.

GENE STEWART - (1967)
Is currently a circuit court judge in Brookville, Indiana.

LOU TSIOROPOULOS - (1954)
Principal of Carrithers Middle School in Louisville, Ky.

MELVIN TURPIN - (1984)
Drafted in the first round of the NBA draft by the Washington Bullets, then traded to the Cleveland Cavaliers; now playing in Spain.

CHUCK VERDERBER - (1982)
Drafted in the seventh round of the NBA draft by the Chicago Bulls. Is currently attending the UK Dental School.

KENNY WALKER - (1986)
Drafted in the first round of the NBA draft by the New York Knicks and is currently in his second year with the Knicks.

LAVON WILLIAMS - (1980)
Drafted in the fifth round of the NBA draft by the Cleveland Cavaliers. Played one year of professional basketball in Italy. Currently living in Lexington, practicing his art.

Note: We appreciate corrections and additions to the above listings. Simply send them to: Chris Cameron, UK Sports Information, Memorial Coliseum, Lexington, KY 40506. Or call (606) 257-3838.



Rick Robey, who started for the 1978 UK NCAA Championship team, now owns a popular Lexington restaurant, Bristol's.

TRADITION

The Cats on TV

Date	Opponent	Score
3/22/51	St. John's (NCAA)	59-43 (W)
3/24/51	Illinois (NCAA)	76-74 (W)
2/15/57	Loyola (Chicago)	115-65 (W)
12/13/58	ST. LOUIS	76-57 (W)
1/10/59	Louisiana State	76-61 (W)
1/17/59	TENNESSEE	79-58 (W)
1/7/61	GEORGIA TECH	89-79 (W)
1/15/66	VANDERBILT	96-83 (W)
2/12/66	Auburn	77-64 (W)
2/26/66	TENNESSEE	78-64 (W)
3/5/66	Tennessee	62-69 (L)
1/21/67	AUBURN	60-58 (W)
2/18/67	Mississippi State	103-74 (W)
2/25/67	Alabama	71-81 (L)
3/4/67	Vanderbilt	94-110 (L)
1/13/68	Florida	78-96 (L)
1/20/68	Auburn	73-74 (L)
1/27/68	Louisiana State	121-95 (W)
3/2/68	VANDERBILT	85-80 (W)
1/18/69	Tennessee	69-66 (W)
1/25/69	Louisiana State	108-96 (W)
2/15/69	Florida	81-82 (L)
3/8/69	TENNESSEE	84-69 (W)
2/21/70	Louisiana State	121-105 (W)
2/28/70	VANDERBILT	90-86 (W)
3/7/70	Tennessee	86-69 (W)
2/20/71	LOUISIANA STATE	110-73 (W)
1/16/71	Tennessee	71-75 (L)
2/27/71	Vanderbilt	110-90 (W)
3/6/71	TENNESSEE	84-78 (W)
1/22/72	TENNESSEE	72-70 (W)
2/5/72	Vanderbilt	85-80 (W-OT)
2/26/72	Louisiana State	71-88 (L)
1/20/73	Tennessee	64-65 (L)
2/17/73	Florida	94-83 (W)
2/24/73	LOUISIANA STATE	94-76 (W)
1/5/74	Louisiana State	84-95 (L)
2/2/74	Mississippi State	82-70 (W)
2/23/74	ALABAMA	71-94 (L)
1/18/75	Ole Miss	85-82 (W)
2/22/75	Alabama	84-79 (W)
3/1/75	VANDERBILT	109-84 (W)
1/17/76	VANDERBILT	77-76 (W)
2/7/76	Tennessee	85-92 (L)
3/6/76	ALABAMA	90-85 (W)
1/8/77	Vanderbilt	64-62 (W)
2/26/77	ALABAMA	85-70 (W)
3/5/77	TENNESSEE	79-81 (L)
12/31/77	Notre Dame (Louisville)	73-68 (W)
1/14/78	LOUISIANA STATE	96-76 (W)
1/21/78	Mississippi State	75-64 (W)
2/20/78	ALABAMA	97-84 (W)
2/25/78	Tennessee	68-57 (W)
3/4/78	NEVADA LAS VEGAS	92-70 (W)
3/6/78	VANDERBILT	78-68 (W)
3/11/78	Florida State (NCAA)	85-76 (W)
3/16/78	Miami (Ohio) (NCAA)	91-69 (W)
3/18/78	Michigan State (NCAA)	52-49 (W)
3/25/78	Arkansas (NCAA)	64-59 (W)
3/27/78	Duke (NCAA Finals)	94-88 (W)
12/30/78	Notre Dame (Louisville)	81-76 (W)
1/3/79	Florida	65-76 (L)
1/6/79	LOUISIANA STATE	89-93 (L)
2/10/79	ALABAMA	80-71 (W)
2/12/79	MISSISSIPPI STATE	80-65 (W)
2/19/79	Georgia	90-74 (W)
2/25/79	SOUTH CAROLINA	79-74 (W)
11/17/79	Duke (Tipoff Classic)	76-82 (L)
12/29/79	Notre Dame (Louisville)	86-80 (W)
1/2/80	AUBURN	67-65 (W)
1/17/80	Florida	76-63 (W)
1/28/80	LOUISIANA STATE	60-65 (L)
2/9/80	Alabama	72-63 (W)
2/17/80	Nevada Las Vegas	74-69 (W)
2/24/80	Louisiana State	76-74 (W)
1/3/81	GEORGIA	76-62 (W)
1/10/81	TENNESSEE	48-47 (W)
1/17/81	Alabama	59-55 (W)
1/19/81	Louisiana State	67-81 (L)
1/31/81	Georgia	71-68 (W)
2/11/81	Ole Miss	62-55 (W)
3/1/81	LOUISIANA STATE	73-71 (W)
3/5/81	Vanderbilt (SEC-T)	55-60 (L)
3/15/81	Alabama-Birmingham (NCAA)	62-69 (L)
12/5/81	Ohio State	78-62 (W)
12/8/81	INDIANA	85-69 (W)
12/26/81	North Carolina	69-82 (L)
12/29/81	Notre Dame (Louisville)	34-28 (W-OT)
1/13/82	Ole Miss	65-67 (L)
1/25/82	LOUISIANA STATE	76-65 (W)
1/30/82	GEORGIA	82-73 (W)
2/3/82	Auburn	81-83 (L-OT)
2/13/82	Alabama	72-62 (W)
3/5/82	Ole Miss (SEC-T)	62-58 (W)
3/6/82	Alabama (SEC-T)	46-48 (L)
3/14/82	Middle Tennessee (NCAA)	44-50 (L)
11/27/82	BUTLER	90-53 (W)
12/4/82	VILLANOVA	93-79 (W)
12/11/82	ILLINOIS	76-57 (W)
12/22/82	Indiana	59-62 (L)
12/29/82	Kansas (Louisville)	83-62 (W)
1/3/83	OLE MISS	72-60 (W)
1/10/83	Mississippi St.	59-53 (W)
1/29/83	Georgia	63-70 (L)
1/31/83	Tennessee	63-65 (L)
2/5/83	ALABAMA	76-70 (W)
2/8/83	MISSISSIPPI ST.	88-67 (W)
2/27/83	TENNESSEE	69-61 (W)
3/11/83	Alabama (SEC-T)	64-69 (L)
3/24/83	Indiana (NCAA)	64-59 (W)
3/26/83	Louisville (NCAA)	68-80 (L-OT)
11/26/83	LOUISVILLE	65-44 (W)
12/3/83	INDIANA	59-54 (W)
12/20/83	Cincinnati	24-11 (W)
1/9/84	ALABAMA	76-66 (W)
1/13/84	Auburn	63-82 (L)
1/17/84	Florida	57-69 (L)
1/20/84	VANDERBILT	67-46 (W)
1/22/84	HOUSTON	74-67 (W)
1/28/84	GEORGIA	64-40 (W)
1/30/84	TENNESSEE	93-74 (W)
2/4/84	Alabama	72-62 (W)
2/11/84	AUBURN	84-64 (W)
2/19/84	Vanderbilt	58-54 (W)
2/25/84	Georgia	66-64 (W)
2/27/84	Tennessee	58-63 (L)
3/1/84	OLE MISS	76-57 (W)
3/3/84	LOUISIANA STATE	90-68 (W)
3/8/84	Georgia (SEC-T)	92-79 (W)
3/9/84	Alabama (SEC-T)	48-46 (W)
3/10/84	Auburn (SEC-T)	51-49 (W)
3/17/84	Brigham Young (NCAA)	93-68 (W)
3/22/84	Louisville (NCAA)	72-67 (W)
3/24/84	Illinois (NCAA)	54-51 (W)
3/31/84	Georgetown (NCAA)	40-53 (L)
12/8/84	Indiana	68-81 (L)
12/15/84	Louisville	64-71 (L)
1/2/85	AUBURN	68-61 (W)
1/5/85	NORTH CAROLINA ST.	78-62 (W)
1/12/85	Alabama	58-60 (L)
1/19/85	FLORIDA	55-67 (L)
1/27/85	Tennessee	65-81 (L)
1/31/85	LOUISIANA ST.	53-43 (W)
2/2/85	Auburn (SEC-T)	49-47 (W)
2/7/85	Vanderbilt	68-62 (W)
2/20/85	Florida	76-68 (W)
2/24/85	GEORGIA	77-79 (L)
3/2/85	Louisiana St.	61-67 (L)
3/7/85	Florida (SEC-T)	55-58 (L)
3/14/85	Washington (NCAA)	66-58 (W)
3/16/85	Nevada Las Vegas (NCAA)	64-61 (W)
3/22/85	St. John's (NCAA)	70-86 (L)
12/14/85	Kansas	66-83 (L)
12/28/85	LOUISVILLE	69-64 (W)
1/4/86	Vanderbilt	80-71 (W)
1/18/86	Florida	72-55 (W)
1/23/85	GEORGIA	74-69 (W)
1/25/86	TENNESSEE	74-57 (W)
1/29/86	Louisiana St.	54-52 (W)
2/2/86	North Carolina St.	51-54 (L)
2/8/86	Ole Miss	62-58 (W)
2/13/86	Alabama	73-71 (W)
2/15/86	MISSISSIPPI ST.	88-62 (W)
2/27/86	Tennessee	62-60 (W)
3/1/86	LOUISIANA ST.	68-57 (W)
3/6/86	Ole Miss (SEC-T)	95-69 (W)
3/7/86	Louisiana St. (SEC-T)	61-58 (W)
3/8/86	Alabama (SEC-T)	83-72 (W)
3/16/86	Western Kentucky (NCAA)	71-64 (W)
3/20/86	Alabama (NCAA)	68-63 (W)
3/22/86	Louisiana St. (NCAA)	57-59 (L)
12/27/86	Louisville	85-51 (W)
1/7/87	ALABAMA	55-69 (L)
1/18/87	LOUISIANA ST.	41-76 (L)
1/21/87	Vanderbilt	71-65 (W)
1/25/87	NAVY	80-69 (W)
1/31/87	MISSISSIPPI ST.	50-36 (W)
2/4/87	AUBURN	75-71 (W)
2/7/87	Alabama	70-69 (W)
2/14/87	Florida	56-74 (L)
2/21/87	Louisiana St.	52-65 (L)
2/25/87	Georgia	71-79 (L)
3/1/87	OKLAHOMA	75-74 (W)
3/6/87	Auburn (SEC-T)	72-79 (L)
3/13/87	Ohio St. (NCAA)	77-91 (L)
12/5/87	Indiana	82-76 (W)
12/12/87	LOUISVILLE	76-75 (W)
12/31/87	VANDERBILT	81-74 (W)
1/2/88	Georgia	84-77 (W)
1/9/88	AUBURN	52-53 (L)
1/13/88	Alabama	63-55 (W)
1/20/88	FLORIDA	56-58 (L)
1/23/88	Louisiana St.	76-61 (W)
1/31/88	Notre Dame (Louisville)	78-69 (W)
2/6/88	Mississippi St.	83-59 (W)
2/13/88	ALABAMA	82-68 (W)
2/17/88	Tennessee	70-72 (L)
2/20/88	Florida	76-83 (L)
2/24/88	LOUISIANA ST.	95-69 (W)
2/28/88	SYRACUSE	62-58 (W)
3/2/88	GEORGIA	80-72 (W)
3/11/88	Ole Miss (SEC-T)	82-64 (W)
3/12/88	Louisiana St. (SEC-T)	86-80 (W)
3/13/88	Georgia (SEC-T)	62-57 (W)
3/18/88	Southern (NCAA)	99-84 (W)
3/20/88	Maryland (NCAA)	90-81 (W)
3/24/88	Villanova (NCAA)	74-80 (L)



Kentucky is traditionally one of the most televised teams in America.

TRADITION

AWARDS AND HONORS

OLYMPIC GOLD MEDAL WINNERS

(With seven players winning the coveted medal for Olympic participation, the University of Kentucky leads the nation in honorees.)

Wallace Jones	1948
Cliff Barker	1948
Ralph Beard	1948
Alex Groza	1948
Kenny Rollins	1948
Billy Evans	1956
Adrian Smith	1960
Sam Bowie	*1980

* United States boycotted the Moscow Games. Bowie awarded a medal by President Carter.

LEADERSHIP AWARD

(Donated annually by Radio Station WVLK of Lexington in honor of A. B. (Happy) Chandler, two-time Governor of Kentucky and former Commissioner of Baseball.)

1988	Ed Davender
1987	Paul Andrews
1986	Roger Harden
1985 (tie)	Kenny Walker, Winston Bennett
1984	Dicky Beal
1983	Charles Hurt
1982	Chuck Verderber
1981	Chuck Verderber
1980	Kyle Macy
1979	Kyle Macy
1978	Kyle Macy
1977	Rick Robey
1976	Jack Givens
1975	Jimmy Dan Conner
1974	Bob Guyette
1973	Kevin Grevey
1972	Stan Key
1971	Larry Steele
1970	Dan Issel
1969	Dan Issel
1968 (tie)	Thad Jaracz, Cliff Berger
1967 (tie)	Louie Dampier, Pat Riley
1966 (tie)	Larry Conley, Tommy Kron
1965	Terry Mobley
1964	Larry Conley
1963	Roy Roberts
1962	Larry Pursiful
1961	Dick Parsons
1960	Dick Parsons
1959	Johnny Cox
1958	Vernon Hatton
1957	Ed Beck
1956	Bob Burrow
1955	Bill Evans
1954	Frank Ramsey
1953	Not awarded
1952	Frank Ramsey
1951	Frank Ramsey

PAN AMERICAN GOLD MEDAL WINNERS

Billy Evans	1958
Adrian Smith	1959
Rick Robey	1975
Kyle Macy	1979
Jim Master	1983

PAN AMERICAN SILVER MEDAL WINNER

Rex Chapman	1987

MOST VALUABLE PLAYER

(Given annually by Kentucky Central Insurance Companies, to the player chosen by a secret committee as most valuable to his team.)

1988	Rex Chapman
1987	Ed Davender
1986	Kenny Walker
1985	Kenny Walker
1984 (tie)	Sam Bowie, Melvin Turpin
1983 (tie)	Dirk Minniefield, Melvin Turpin
1982 (tie)	Derrick Hord, Dirk Minniefield
1981 (tie)	Sam Bowie, Dirk Minniefield
1980	Kyle Macy
1979	Kyle Macy
1978 (tie)	Jack Givens, Rick Robey
1977	Jack Givens
1976 (tie)	Jack Givens, Mike Phillips
1975	Kevin Grevey
1974	Kevin Grevey
1973	Jim Andrews
1972	Tom Parker
1971	Larry Steele
1970 (tie)	Dan Issel, Mike Pratt
1969	Dan Issel
1968	Mike Casey
1967 (tie)	Louie Dampier, Pat Riley
1966 (tie)	Pat Riley, Louie Dampier
1965	Pat Riley
1964 (tie)	Cotton Nash, Larry Conley
1963	Ted Deeken
1962	Cotton Nash

OUTSTANDING SENIOR

(Presented by Cawood Ledford)

1988	Winston Bennett
1987	James Blackmon
1986	Kenny Walker
1985	Bret Bearup
1984	Sam Bowie
1983	Derrick Hord
1982	Chuck Verderber
1981	Fred Cowan
1980	Kyle Macy
1979	Truman Claytor
1978 (tie)	Jack Givens, Rick Robey
1977	Larry Johnson
1976	Reggie Warford
1975	Kevin Grevey
1974	Ronnie Lyons
1973	Jim Andrews
1972	Tom Parker
1971	Mike Casey
1970	Dan Issel
1969	Phil Argento
1968	Thad Jaracz
1967 (tie)	Louie Dampier, Pat Riley
1966 (tie)	Larry Conley, Tommy Kron
1965	John Adams

FEWEST TURNOVERS

(Presented in the name of Harry C. Lancaster by Dawahare's of Kentucky to starter committing fewest turnovers for time played.)

1988	Eric Manuel (29)
1987	Derrick Miller (22)
1986	Kenny Walker (54)
1985	Bret Bearup (36)
1984	Kenny Walker (40)
1983	Charles Hurt (39)
1982	Charles Hurt (31)
1981	Charles Hurt (31)
1980	Kyle Macy (60)
1979	Kyle Macy (63)
1978	Jack Givens (52)
1977	Jack Givens (53)
1976	Reggie Warford (46)
1975	Bob Guyette (50)
1974	Ronnie Lyons (37)
1973	Ronnie Lyons (46)

BEST VARSITY FREE THROW SHOOTER

1988	Ed Davender	149 of 171 — 87.1%
1987	Ed Davender	107 of 145 — 73.8%
1986	Roger Harden	26 of 31 — 83.4%
1985	Richard Madison	31 of 38 — 81.6%
1984	Jim Master	60 of 74 — 81.1%
1983	Derrick Hord	65 of 79 — 82.3%
1981	Dirk Minniefield	55 of 63 — 87.3%
1980	Kyle Macy	104 of 114 — 91.2%
1979	Kyle Macy	112 of 129 — 86.8%
1978	Kyle Macy	115 of 129 — 89.2%
1977	Jack Givens	94 of 113 — 93.2%
1976	Jack Givens	116 of 140 — 82.9%
1975	Rick Robey	51 of 63 — 81.0%
1974	Kevin Grevey	83 of 100 — 83.0%
1973	Steve Lochmueller	33 of 38 — 86.8%
	(Donated Prior to 1973 by Adolph Rupp)	
1972	Ronnie Lyons	70 of 80 — 87.5%
1971	Kent Hollenbeck	82 of 93 — 88.2%
1970	Larry Steele	45 of 49 — 91.8%
1969	Phil Argento	47 of 61 — 77.0%
1965	Louie Dampier	84 of 100 — 84.0%
1964	Tommy Kron	28 of 34 — 82.3%
1963	Scotty Baesler	59 of 69 — 85.5%
1962	Larry Pursiful	89 of 109 — 81.6%

TRADITION

FRESHMAN LEADERSHIP

(Presented by Lexington Jaycees)

1988 . . . . . Eric Manuel
1987 . . . . . Rex Chapman
1986 . . . . . Irving Thomas
1985 . . . . . Ed Davender
1984 . . . . . Winston Bennett
1983 . . . . . Kenny Walker
1982 . . . . . Troy McKinley
1981 . . . . . Dicky Beal
1980 (tie) . . . . . Derrick Hord, Charles Hurt
1979 . . . . . Chuck Verderber
1978 . . . . . Fred Cowan
1977 . . . . . Tim Stephens
1976 . . . . . Dwane Casey
1975 . . . . . Rick Robey
1974 . . . . . Merion Haskins
1973 . . . . . Reggie Warford
1972 . . . . . Jimmy Dan Conner
1971 . . . . . Ronnie Lyons
1970 . . . . . Doug Flynn
1969 . . . . . Randy Noll
1968 . . . . . Greg Starrick
1967 . . . . . Dan Issel
1966 . . . . . Phil Argento
1965 . . . . . Jim LeMaster

SCHOLASTIC AWARD

(Given by K-Men's Association in memory of Sam Huey to the team's top scholar athlete over four-year period)

1988 . . . . . Cedric Jenkins
1987 . . . . . Paul Andrews
1986 . . . . . Kenny Walker
1985 . . . . . Bret Bearup
1984 . . . . . Jim Master
1983 . . . . . Derrick Hord
1982 . . . . . Chuck Verderber
1981 . . . . . Chris Gettelfinger
1980 . . . . . Kyle Macy
1979 . . . . . Dwane Casey
1978 . . . . . Jack Givens
1977 . . . . . Merion Haskins
1976 . . . . . Reggie Warford
1975 . . . . . Bob Guyette
1974 . . . . . Ray Edelman
1973 . . . . . Dan Perry
1972 . . . . . Tom Parker
1971 . . . . . Jim Dinwiddie
1970 . . . . . Dan Issel
1969 . . . . . Phil Argento
1968 . . . . . Cliff Berger
1967 . . . . . Louie Dampier
1966 . . . . . Tommy Kron

MOST ASSISTS

(Presented by the Committee of 101 in memory of Claude Sullivan to the varsity leader in assists)

1988 . . . . . Ed Davender (131)
1987 . . . . . Rex Chapman (103)
1986 . . . . . Roger Harden (232)
1985 . . . . . Roger Harden (142)
1984 . . . . . Dicky Beal (133)
1983 . . . . . Dirk Minniefield (189)
1982 . . . . . Dirk Minniefield (188)
1981 . . . . . Dirk Minniefield (151)
1980 . . . . . Kyle Macy (163)
1979 . . . . . Kyle Macy (129)
1978 . . . . . Kyle Macy (178)
1977 . . . . . Larry Johnson (143)
1976 . . . . . Larry Johnson (98)
1975 (tie) . . . . . Jimmy Dan Conner (106)
Mike Flynn (106)
1974 . . . . . Mike Flynn (83)
1973 . . . . . Jimmy Dan Conner (83)
1972 . . . . . Stan Key (89)
1971 . . . . . Larry Steele (93)
1970 . . . . . Mike Pratt (99)
1969 . . . . . Mike Casey (129)
1968 . . . . . Mike Pratt (82)
1967 . . . . . Pat Riley (68)
1966 . . . . . Larry Conley (100)

MOST REBOUNDS

(Given by First Security Bank)

1988 . . . . . Winston Bennett (258)
1987 . . . . . Richard Madison (216)
1986 . . . . . Kenny Walker (276)
1985 . . . . . Kenny Walker (315)
1984 . . . . . Sam Bowie (313)
1983 . . . . . Melvin Turpin (195)
1982 . . . . . Melvin Turpin (212)
1981 . . . . . Sam Bowie (254)
1980 . . . . . Sam Bowie (276)
1979 . . . . . Lavon Williams (213)
1978 . . . . . Rick Robey (261)
1977 . . . . . Rick Robey (273)
1976 . . . . . Mike Phillips (295)
1975 . . . . . Rick Robey (214)
1974 . . . . . Bob Guyette (205)
1973 . . . . . Jim Andrews (348)
1972 . . . . . Jim Andrews (315)
1971 . . . . . Tom Payne (283)
1970 . . . . . Dan Issel (369)
1969 . . . . . Dan Issel (321)
1968 . . . . . Dan Issel (428)
1967 . . . . . Thad Jaracz (215)
1966 . . . . . Pat Riley (259)
1965 . . . . . John Adams

BEST DEFENSIVE PLAYER

(Presented by Central Kentucky News Co.)

1988 . . . . . Ed Davender
1987 . . . . . Ed Davender
1986 (tie) . . . . . Ed Davender, Winston Bennett
1985 . . . . . Winston Bennett
1984 . . . . . Kenny Walker
1983 . . . . . Dirk Minniefield
1982 . . . . . Dirk Minniefield
1981 . . . . . Dirk Minniefield
1980 . . . . . Dirk Minniefield
1979 . . . . . Truman Claytor
1978 . . . . . Truman Claytor
1977 . . . . . Larry Johnson
1976 . . . . . Larry Johnson
1975 . . . . . Mike Flynn
1974 . . . . . Larry Johnson
1973 . . . . . Mike Flynn

110 PERCENTER AWARD

(Presented by the Kiwanis Club of Lexington)

1988 . . . . . Rob Lock
1987 (tie) . . . . . Terry Shigg, Steve Bruce
1986 . . . . . Winston Bennett
1985 . . . . . Kenny Walker
1984 . . . . . Winston Bennett
1983 . . . . . Charles Hurt, Jim Master
1982 . . . . . Dirk Minniefield
1981 . . . . . Chuck Verderber
1980 . . . . . Jay Shidler, Lavon Williams
1979 . . . . . Dwight Anderson, Lavon Williams
1978 . . . . . Dwane Casey
1977 . . . . . Larry Johnson
1976 . . . . . Reggie Warford
1975 . . . . . Larry Johnson
1974 . . . . . Jerry Hale
1973 . . . . . Ronnie Lyons
1972 . . . . . Larry Stamper
1971 . . . . . Larry Steele
1970 . . . . . Coach Adolph Rupp
1969 . . . . . Mike Pratt
1968 . . . . . Mike Casey
1967 . . . . . Brad Bounds
1966 . . . . . Larry Conley
1965 . . . . . Pat Riley
1964 . . . . . Larry Conley
1963 . . . . . Roy Roberts
1962 . . . . . Carrol Burchett

NAISMITH BASKETBALL HALL OF FAME

1982 . . . . . Frank Ramsey (Player)
1978 . . . . . Cliff Hagan (Player)
1969 . . . . . Adolph Rupp (Coach)

TENNESSEE CLUB SEC AWARDS

1970 . . . . . Dan Issel, Rebounder
1968 . . . . . Cliff Berger, Academic
1967 . . . . . Louie Dampier, Shooter
1967 . . . . . Pat Riley, Sportsmanship

SHIVELY MEMORIAL PLAQUE

(Presented by Notre Dame University in Memory of the late UK Athletic Director, Bernie Shively to the Most Valuable Player in Kentucky-Notre Dame Game)

1988 . . . . . LeRon Ellis (Kentucky)
1981 . . . . . Melvin Turpin (Kentucky)
John Paxson (Notre Dame)
1980 . . . . . Kelly Tripucka (Notre Dame)
1979 . . . . . Kyle Macy (Kentucky)
1978 . . . . . Dwight Anderson (Kentucky)
1977 . . . . . Kyle Macy (Kentucky)
1976 . . . . . Jack Givens (Kentucky)
1975 . . . . . Truman Claytor (Kentucky)
Adrian Dantley (Notre Dame)
1974 . . . . . Larry Johnson (Kentucky)
1973 . . . . . John Shumate (Notre Dame)
1972 . . . . . Jim Andrews (Kentucky)
1971 . . . . . Tom Parker (Kentucky)
1970 . . . . . Austin Carr (Notre Dame)
1969 . . . . . Mike Pratt (Kentucky)
1968 . . . . . Phil Argento (Kentucky)
1967 . . . . . Mike Casey (Kentucky)

SACRIFICE AWARD

(Presented by Coach Eddie Sutton to the player who takes the most charges during the season)

1988 . . . . . Rob Lock

FAN OF THE YEAR

(Presented by Coach Eddie Sutton)

1988 . . . . . John Burford

TRADITION

WILDCAT LETTERMEN



John Adams



Jim Andrews



Scotty Baesler



Dicky Beal



Dwane Casey

A

Allan Abramson (Mgr.) (44)
John Adams (63, 64, 65)
Don Adkins (Mgr.) (74, 75)
Earl Adkins (55, 57, 58)
Paul Adkins (21, 22)
Marvin Akers (41, 42, 43)
Charles Alberts (25, 26)
Charles Aleksinas (78)
Ermal Allen (40, 41, 42)
Ed Allin (45)
Carl Althaus (43)
H.M. Amoss (04)
Dwight Anderson (79)
Milerd Anderson (34, 35, 36)
Jim Andrews (71, 72, 73)
Paul Andrews (84, 85, 86, 87)
Lee Andrus (03, 04)
Phil Argento (67, 68, 69)
R.H. Arnett (04)
Jay Atkerson (Mgr.) (57, 58, 59)
Randy Azbill (Mgr.) (84, 85)

B

H.A. Babb (Mgr.) (11)
Adrian Back (42)
Stanley Baer (05, 06, 07)
Scotty Baesler (62, 63)
Mike Ballenger (82)
R.C. Barbee (06, 07, 08, 09)
Cliff Barker (47, 48, 49)
Bill Barlow (43)
B. Barnett (11, 12, 13)
Dale Barnstable (47, 48, 49, 50)
Bobby Barton (Mgr.) (67)
Arthur Bash (18)
Dickey Beal (81, 82, 83, 84)
Ralph Beard (46, 47, 48, 49)
Bret Bearup (81, 83, 84, 85)
Ed Beck (56, 57, 58)
Cecil Bell (31)
Winston Bennett (84, 85, 86, 88)
Cliff Berger (66, 67, 68)
Henry Besuden (26)
Bill Bibb (54)
Arthur Bicknell (40)
Doug Billips (Mgr.) (69, 70)
Jerry Bird (54, 55, 56)
J. Blackmon (84, 85, 86, 87)
Crittenden Blair (34)
Harry Bliss (35)
Ralph Boren (24)
Brad Bounds (66, 67)
Sam Bowie (80, 81, 84)
Bob Brannum (44, 47)
D.P. Branson (05, 06)
Wayne Breeden (Mgr.) (83)
John Brewer (55, 56, 57)
Leo Brewer (08)
Melvin Brewer (41, 42, 43)
G.C. Bridges (10)
Jake Bronston (30, 31)
Steve Bruce (87)
T.R. Bryant (05, 06, 07)
Nathanial Buis (44)
Carey Burchett (Mgr.) (34)
Carroll Burchett (60, 61, 62)
L.S. Burhham (19, 20, 22, 23)
Bob Burrow (55, 56)
Bill Busey (68)
Kirk Byars (Mgr.) (63)
Leroy Byrd (84, 85, 86)

C

Gerry Calvert (55, 56, 57)
George Campbell (Mgr.) (35)
Kenton Campbell (45, 46)
Patrick Campbell (17, 18)
Burgess Carey (25, 26)
Ralph Carlisle (35, 36, 37)
Armiel Carman (Mgr.) (16)
Dwane Casey (76, 77, 78, 79)
Mike Casey (68, 69, 71)
Billy Ray Cassady (56, 57, 58)
J.S. Chambers (Mgr.) (09)
Rex Chapman (87, 88)
Truman Claytor (76, 77, 78, 79)
Steve Clevenger (66, 67, 68)
Marion Cluggish (38, 39, 40)
Bennie Coffman (59, 60)
Sid Cohen (59, 60)
L. Collinsworth (56, 57, 58)
Carl Combs (40)
Cecil Combs (28, 29, 30)
Charles Combs (38)
Larry Conley (64, 65, 66)
Jimmy Dan Conner (73, 74, 75)
Joe Coons (05)
Fred Cowan (78, 79, 80, 81)
Johnny Cox (57, 58, 59)
Hugh Coy (54)
John Crigler (56, 57, 58)
George Critz (64)
Larry Crosby (Mgr.) (65)
John S. Crosthwaite (10)
Albert Cummins (47)
Fred Curtis (37, 38, 39)

D

Louie Dampier (65, 66, 67)
Darrell Darby (31, 32, 33)
Howard Dardeen (59)
Ed Davender (85, 86, 87, 88)
Berkley Davis (34)
Bruce Davis (36)
Mulford Davis (43, 46, 47)
Robert Davis (37)
William Davis (33, 34)
Ted Deeken (62, 63, 64)
Claire Dees (27, 28, 29)
John DeMoisey (32, 33, 34)
Truit DeMoisey (44)
Harry Denham (39)
Jim Dinwiddie (69, 70, 71)
J.A. Dishman (18, 19)
A.L. Dolan (06)
Mike Dolan (Mgr.) (52, 54)
Warfield Donohue (35, 36, 37)
H.H. Downing (08)
Pat Doyle (63)
Rick Drewitz (72, 73, 74)
Hunter Durham (Mgr.) (61, 62)
James Durham (45)

E

Ray Edelman (72, 73, 74)
Leroy Edwards (35)
Russell Ellington (35, 36)
LeRon Ellis (88)
Randy Embry (63, 64, 65)
Kenneth England (41, 42)
Bill Evans (52, 54, 55)
William Evans (Mgr.) (42)
J.C. Everett (19, 20)

F

H.L. Farmer (12, 13)
Keith Farnsely (39, 40, 41)
J.B. Faulconer (Mgr.) (39)
Allen Feldhaus (60, 61, 62)
John Ferguson (Mgr.) (71)
Fred Fest (23)
Garrett Fitzpatrick (Mgr.) (41)
George Fletcher (Mgr.) (80, 81)
Chigger Flynn (Mgr.) (56)
Mike Flynn (73, 74, 75)
Bob Fowler (76)
W.C. Fox (07, 08, 09)

G

J.H. Gaiser (10, 11, 12)
Gary Gamble (66, 67, 68)
Chris Gettelfinger (80, 81)
Elmer Gilb (29)



Larry Conley



Jimmy Dan Connor



Allen Feldhaus



Mike Flynn



Bob Guyette

TRADITION

WILDCAT LETTERMEN



Jerry Hale



Roger Harden



Merion Haskins



Tom Heitz



Stan Key

Jack Givens (75, 76, 77, 78)
Max Glickman (18)
James Goforth (35, 36, 37)
James Goodman (38, 39)
Phil Grawemeyer (54, 55, 56)
Kevin Grevey (73, 74, 75)
William Griffin (Mgr.) (29)
Alex Groza (45, 47, 48, 49)
George Gumbert (14, 15, 16)
Bob Guyette (73, 74, 75)
J. White Guyn (04)

H

Cliff Hagan (51, 52, 54)
Joseph Hagan (36, 37, 38)
Jerry Hale (73, 74, 75)
Dan Hall (75)
Reggie Hanson (88)
Roger Harden (83, 84, 85, 86)
Philip Haring (Mgr.) (36, 38)
Sam Harper (63, 64)
Tom Harper (64)
Carson Harreld (Mgr.) (65, 66)
W.C. Harrison (11, 12)
D.W. Hart (11, 12, 16)
Merion Haskins (75, 76, 77)
Vernon Hatton (56, 57, 58)
Basil Hayden (20, 21, 22)
Elmo Head (37, 38, 39)
Tom Heitz (80, 82, 83, 84)
G. Foster Helm (25, 27)
J.H. Herman (06)
Walter Hirsch (49, 51)
Walter Hodge (37)
Joe Holland (46, 47, 48)
Joey Holland (76)
Kent Hollenbeck (70, 71, 72)
Derrick Hord (80, 81, 82, 83)
Dick Howe (57, 58)
Lee Huber (39, 40, 41)
C.T. Hughes (24, 25)
Lowell Hughes (58, 59)
Harry Hurd (62)
Charles Hurt (80, 81, 82, 83)

I

R.Y. Ireland (Mgr.) (16, 17)
Charles Ishmael (63, 64)
Dan Issel (68, 69, 70)

J

Ralph Jackowski (38)
Thad Jaracz (66, 67, 68)
Irvine Jeffries (28)
Cedric Jenkins (85, 86, 87, 88)
Paul Jenkins (26, 27, 28)
Ned Jennings (59, 60, 61)
Herbert Jerome (34)
Ellis Johnson (31, 32, 33)
Larry Johnson (74, 75, 76, 77)
Phil Johnson (56, 58, 59)
Walter Johnson (44)
Wallace Jones (46, 47, 48, 49)
James Jordan (47, 48)

K

. . . Kelly (05)
William P. Kemper (Mgr.) (05)
Ron Kennett (64)
Stan Key (70, 71, 72)
James King (40, 41, 42)
William King (21, 22, 24)
A.M. Kirby (07)
William Kleiser (32)
Edwin Knadler (27)
Howard Kreuter (32, 33)
Tommy Kron (64, 65, 66)

L

Art Laib (68)
Ed Lander (43)
Bo Lanter (80, 81, 82)
Phil Latham (Trn.) (74, 75)
Bob Lavin (20, 21, 22)
Dave Lawrence (33, 34, 35)
Roger Layne (51)
James Lee (75, 76, 77, 78)
Ken Lehkamp (Mgr.) (56, 57)
Jim LeMaster (66, 67, 68)
Larry Lentz (66)
Morris Levin (Mgr.) (31)
Garland Lewis (34, 35, 36)
Bill Lickert (59, 60, 61)
James Line (47, 48, 49, 50)
Shelby Linville (50, 51, 52)
Ercel Little (32)
Steve Lochmueller (73, 74)
Robert Lock (85, 86, 87, 88)
Ronnie Lyons (72, 73, 74)

M

Kyle Macy (78, 79, 80)
Richard Madison (85, 86, 87, 88)
Eric Manuel (88)
F.L. Marx (10, 11)
B.G. Marsh (18)
Jim Master (81, 82, 83, 84)
James Mathewson (42)
Charles Maxson (Mgr.) (33)
Jack May (Mgr.) (35, 36)
John McAdam (Mgr.) (70)
Paul McBrayer (28, 29, 30)
Bob McCowan (69, 72)
Jim McDonald (60, 61, 62)
James McFarland (24, 25, 26)
Lawrence McGinnis (28, 29, 30)
Louis McGinnis (29, 30, 31)
James McIntosh (37)
Troy McKinley (82, 83, 84, 85)
J. McKinney (Mgr.) (36, 37)
C.F. Meadors (12)
Hub Metry (Mgr.) (64, 65)
Derrick Miller (87, 88)
Don Mills (58, 59, 60)
Ray Mills (55, 56, 57)
Terry Mills (69, 70, 71)
Stanley Milward (28, 29, 30)
Will Milward (24, 25)
Dirk Minniefield (80, 81, 82, 83)
Terry Mobley (63, 64, 65)
Gayle Mohney (26)
Bob Moore (Mgr.) (50, 51, 52)
Ralph Morgan (13, 14, 15)
Tom Moseley (44)

N

Cotton Nash (62, 63, 64)
Alonzo Nelson (45)
Roger Newman (61)
C.M. Newton (51)
Tommy Nichols (36)
Paul Noel (43)
Randy Noll (70)

O

Dan Omlar (Mgr.) (64)
Bernard Opper (37, 38, 39)
Hays Owens (28, 29, 30)

P

Harold Park (Mgr.) (45)
James Park (14)
Clyde Parker (43)
Ed Parker (Mgr.) (19)
J. Ed Parker (45, 46, 47)
Tom Parker (70, 71, 72)
Jack Parkinson (44, 45, 46, 48)
Dick Parsons (59, 60, 61)
Tom Payne (71)
Bart Peak (17)



Steve Lochmueller



James Lee



Ronnie Lyons



Jim Master



Frank Ramsey

TRADITION

WILDCAT LETTERMEN



Pat Riley



Willie Rouse



Rick Robey



G.J. Smith



Larry Stamper

Leonard Pearson (50)
Doug Pendygraft (62)
E.S. Penick (43)
Dan Perry (72)
George Perry (54)
Mike Phillips (75, 76, 77, 78)
Frank Phipps (27)
Wayne Plummer (09)
Randy Pool (68, 69)
Tommy Porter (66, 67, 68)
Shelby Post (08, 09)
Sam Potter (34)
William Poynz (21, 23)
Mike Pratt (68, 69, 70)
R.C. Preston (11, 12, 13, 14)
Linville Puckett (54)
Larry Pursiful (60, 61, 62)

R

Frank Ramsey (51, 52, 54)
Lloyd Ramsey (41, 42)
Tripp Ramsey (Mgr.) (76, 77)
Robert Reynolds (32)
A.T. Rice (23, 24)
S.H. Ridgeway (20, 21)
Carl Riefkin (23, 24)
Pat Riley (65, 66, 67)
R.N. Roark (04)
Roy Roberts (62, 63)
Rick Robey (75, 76, 77, 78)
Al Robinson (59)
William "Doc" Rodes (17)
William Rodes (09, 10)
Karl Rohs (25)
Don Rolfes (63)
Kenneth Rollins (43, 47, 48)
Van Buren Ropke (27)
Gayle Rose (52, 54, 55)
Harold Ross (56, 57, 58)
Ben Roth (Mgr.) (15)
Layton Rouse (38, 39, 40)
Willie Rouse (54)
Herky Rupp (62)

S

Forest Sale (31, 32, 33)
Charles Schrader (14, 17)
Wilber Schu (44, 45, 46)
Herschel Scott (13, 14, 15)
Mike Scott (87)
Jim Server (15, 16)
Evan Settle (33, 34)
A.P. Shanklin (18)
Shelby Shanklin (08)
James Sharpe (27)
Jay Shidler (77, 78, 79, 80)
Terry Shigg (87)
Glenn Sims (Mgr.) (73)
George Skinner (33)
Bobby Slusher (59)
Adrian Smith (57, 58)
Bill Smith (56, 57, 58)
G.J. Smith (73, 74, 75)
G.K. Smith (21, 23)
Mark Soderberg (70)
Carey Spicer (29, 30, 31)
Bill Spivey (50, 51)
Vincent Splane (42)
Carl Staker (40, 41, 42)
Larry Stamper (71, 72, 73)
Larry Steele (69, 70, 71)
Tim Stephens (77, 78)
Gene Stewart (67)
Bobby Stilz (67)
C.P. St. John (04)
N. Stone (08)
John Stough (45, 48)
Guy Strong (50)
William Sturgill (45, 46)
Don Sullivan (Mgr.) (78, 79)
Bill Surface (Mgr.) (55)
Sean Sutton (88)

T

Bob Talent (66)
Bob Taylor (35)
Alan Theobald (Mgr.) (68)
H.C. Thomas (18, 19)
Irving Thomas (86, 87)
Roger Thomas (Mgr.) (82, 83)
Homer Thompson (37, 38, 39)
Tommy Thompson (Mgr.) (60)
Milton Ticco (41, 42, 43)
E.J. Tierney (35)
Clarence Tillman (79)
Jack Tingle (44, 45, 46, 47)
Garland Townes (50)
Bill Trott (31)
Lou Tsioropoulos (51, 52, 54)
Jack Tucker (33, 34, 35)
Melvin Turpin (81, 82, 83, 84)
Paul Turrell (35)
William P. Tuttle (12, 13, 14, 15)

U

Lovell Underwood (24, 25, 26)

V

Arthur Vastin (18)
C. Verderber (79, 80, 81, 82)
George Vulich (44, 45)

W

J. Rice Walker (36, 37, 38)
Kenny Walker (83, 84, 85, 86)
Reggie Warford (76)
L.B. Waters (05)
Robert Watson (50, 51, 52)
A.J. Weisenberger (11, 13)
Wylie B. Wendt (06)
Leo Wenkley (Mgt.) (30)
Clint Wheeler (71)
Lucian Whitaker (50, 51, 52)
Waller White (40, 41, 42)
Don Whitehead (44)
E. Wiheling (21)
W.G. Wilkinson (23)
LaVon Williams (77, 78, 79, 80)
Maury Wilson (06, 07, 08)
W.C. Wilson (13)
Phil Whitt (Trn.) (77)
Charles Worthington (31, 32)
H.J. Wurtele (04)

Y

George Yates (30, 31, 33)
H. Yessin (Mgr.) (46, 47, 48, 49)
Rudy Yessin (44)

Z

George Zerfoss (16, 18)
Karl Zerfoss (13, 15, 16)
Tom Zerfoss (14)
Todd Ziegler (85, 86)



Larry Steele



Lou Tsioropoulos



Melvin Turpin



Reggie Warford



Lavon Williams

TRADITION

KENTUCKY TRADITIONS

BLUE AND WHITE

The University of Kentucky adopted blue and white as its official colors in 1892. Originally, however, UK students had decided on blue and light yellow prior to the Kentucky-Centre College football game on Dec. 19, 1891. The shade of blue, which is close to a royal blue, came about when a student asked the same question, "What color Blue?" At that time, Richard C. Stoll (who lettered in football at UK in 1893-94) pulled off his blue necktie and held it up. The students then adopted that particular shade of blue. A year later, UK students officially dropped the color light yellow for white.



The Wildcat mascot stalks the sidelines preparing for a shootout at Rupp Arena.

WILDCATS NICKNAME

The official nickname for the University of Kentucky athletics teams is "Wildcats." The nickname became synonymous with UK shortly after a 6-2 football victory over Illinois on October 9, 1909, on the road. Commandant Carbusier, then head of the military department of old State University, told a group of students in a chapel service following the game that the Kentucky football team had "fought like Wildcats." Later the name Wildcats became more and more popular among UK followers as well as with members of the media. As a result, the nickname was adopted by the University.



Rebecca Bach is suspended in mid-air by her partner at Rupp Arena.

WILDCAT MASCOT

The Wildcat mascot originated during the 1976-77 academic year at the University of Kentucky. Gary Tanner was the original Wildcat, dancing and entertaining thousands of UK fans at Commonwealth Stadium and Rupp Arena during athletic events. Today, the Wildcat mascot also attends several academic functions as well and generally serves as a friendly ambassador for the University.

UK PEP BAND

With over 100 members strong, the University of Kentucky pep band is the largest in the nation. Clad in their recognizable blue and white striped sweaters, the pep band is directed by Dale Warren.



TRADITION

CHEERLEADERS AIM FOR FOURTH NATIONAL TITLE

Under the direction of advisor T. Lynn Williamson, the University of Kentucky cheerleaders will shoot for a third straight national championship this season.

The Wildcats squad already made history last year when it defended its 1987 championship at the Universal Cheerleaders Association National Cheerleading Championship in San Diego, Calif. The Wildcats, who also won the national title in 1985, became the first squad ever to win back-to-back titles and also the first squad ever to win three national championships.



Before the watchful eyes of a packed Rupp Arena, captains Barry Applegate and Lori Gooch, along with advisor T. Lynn Williamson and graduate assistant Dale Baldwin, accept the 1988 UCA National Cheerleading Championship trophy.

1988-89 WILDCATS CHEERLEADING ROSTER

Rebecca Bach
Lexington, KY
Senior

Evan Elliott
Amarillo, Texas
Senior

David Harvey
Lexington, KY
Senior

John Jackson
Columbus, Ohio
Junior

Chance Maquire
Louisville, KY
Sophomore

Tracy Neal
Covington, KY
Senior

Susie Rahimi
Northfille, MI
Sophomore

Dennis Rauch
John's Island, SC
Junior

Rob Singleton
San Marcos, CA
Sophomore

Kelli Williamson
Lexington, KY
Junior

Bobbi Wilson
Lebanon, KY
Junior

Tricia Wood
Cleveland, OH
Sophomore

Yavon Griffin, Alt.
Lexington, KY
Sophomore

Rick Dynis, Alt.
Clarendon Hills, IL
Sophomore

Rich Tourtellot,
Mike Man
Charlotte, NC
Junior

Jay McChord,
Mascot
Lexington, KY
Junior



1988-89 University of Kentucky Cheerleaders are (Front) Wildcat Jay McChord; (Bottom Row) Chance Maquire, Rob Singleton, Evan Elliot, Rich Tourtellot, Dave Harvey, Dennis Rauch, John Jackson and Rick Dynis; (Top Row) Kelli Williamson, Tricia Wood, Bobbi Wilson, Tracy Neal, Yavon Griffin, Susie Rahimi and Rebecca Bach.



10 Years Later

The 1978 NCAA Championship team reunites.



Records

KENTUCKY

contents

RECORDS 129-164
All-Time Records 130-132
Attendance. 133
Scoring and Total Points 134-135
Rebounding, Field Goals 136-137
Free Throws, Assists 138-139
Team Records. 140
Streaks, Overtime Games 141
Year-By-Year Team Statistics 142-143
UK in Tournaments 144
1,000-point Scorers 145-151
UKIT Records, History 152-154
Year-By-Year Scores. 155-164

RECORDS

ALL-TIME RECORDS

INDIVIDUAL RECORDS

SEASON

Most Games Played — 39 by Alex Groza and Kenneth Rollins, 1947-48

Most Points — 948 by Dan Issel in 28 games, 1969-70
(REGULAR SEASON ONLY — 876 by Dan Issel in 26 games, 1969-70)
(CONFERENCE PLAY ONLY — 612 by Dan Issel in 18 games, 1969-70)

Highest Scoring Avg. — 33.9 by Dan Issel in 28 games, 1969-70
(REGULAR SEASON ONLY — 33.7 by Dan Issel in 26 games, 1969-70)
(CONFERENCE PLAY ONLY — 34.0 by Dan Issel in 18 games, 1969-70)

Most Rebounds — 567* by Bill Spivey in 34 games, 1950-51
(REGULAR SEASON ONLY — 447 by Bill Spivey in 25 games, 1950-51)
(CONFERENCE PLAY ONLY — 250 by Cliff Hagan in 14 games, 1951-52)

Most FG Attempts — 667 by Dan Issel in 28 games, 1969-70
(REGULAR SEASON ONLY — 614 Dan Issel in 28 games, 1969-70)
(CONFERENCE PLAY ONLY — 433 by Dan Issel in 18 games, 1969-70)

Most Field Goals Made — 369 by Dan Issel in 28 games, 1969-70
(REGULAR SEASON ONLY — 339 by Dan Issel in 26 games, 1969-70)
(CONFERENCE PLAY ONLY — 239 by Dan Issel in 18 games, 1969-70)

Most 3-point Field Goals Attempted — 176 by Rex Chapman in 29 games, 1986-87
(REGULAR SEASON ONLY —159 by Rex Chapman in 27 games, 1986-87)
(CONFERENCE PLAY ONLY — 105 by Rex Chapman in 18 games, 1986-87)

Most 3-Point Field Goals Made — 68 by Rex Chapman in 29 games, 1986-87
(REGULAR SEASON ONLY — 63 by Rex Chapman in 27 games, 1986-87)
(CONFERENCE PLAY ONLY — 37 by Rex Chapman in 18 games, 1986-87)

Most Free Throws Attempted — 284 by Kenny Walker in 31 games, 1984-85
(REGULAR SEASON ONLY — 259 by Dan Issel in 26 games, 1969-70)
(CONFERENCE PLAY ONLY — 182 by Kenny Walker in 18 games, 1984-85)

Most Free Throws Made — 218 by Kenny Walker in 31 games, 1984-85
(REGULAR SEASON ONLY — 198 by Dan Issel in 26 games, 1969-70)
(CONFERENCE PLAY ONLY — 134 by Dan Issel in 18 games, 1969-70)
(CONSECUTIVE — 40 in 10 games by Jim Master in 1981-82)

Highest Field Goal Pct. — 63.5 by Rick Robey in 32 games, 1977-78)
(REGULAR SEASON ONLY — 63.8 by Charles Hurt in 27 games, 1982-83)
(CONFERENCE PLAY ONLY — 64.7 by Rick Robey in 18 games, 1977-78)

Highest Free Throw Pct. — 91.8 by Larry Steele in 23 games (45-49), 1969-70
(REGULAR SEASON ONLY — 92.2 by Kyle Macy in 30 games, (94-101), 1979-80)
(CONFERENCE PLAY ONLY — 92.0 by Jim Master in 18 games (69-75), 1981-82)

Most Assists — 232 by Roger Harden in 36 games, 1985-86

SINGLE GAME

Most Points — 53 by Dan Issel (Against Mississippi at Oxford, Feb. 7, 1970)

Most Field Goals Attempted — 42 by Bill Spivey (Against Ga. Tech., Feb. 18, 1950. Made 16)

Most Field Goals Made — 23 by Dan Issel (Against Mississippi at Oxford, Feb. 7, 1970)

Consecutive Free Throws Made — 16* by Cliff Hagan (Against Mississippi, Jan. 2, 1952)

Highest Field Goal Percentage (Min. 10 Made) — 1.000 by Kenny Walker (11 of 11) against Western Kentucky (NCAA) Mar. 16, 1986

Highest Free Throw Percentage (Min. 10 Made) — 1.000 by Louie Dampier (13 of 13 against Florida, Jan. 30, 1965, and 14 of 14 against Oregon State, Dec. 22, 1966) 11 other players have 15 — 1.000 performances. (Min. 15 made) .944 (17 of 18) by Cliff Hagan against Mississippi, Jan. 2, 1952)

Most Rebounds — 34* (SEC Non-conference record) by Bob Burrow (Against Temple, (II) Dec. 10,1955)
(CONFERENCE PLAY ONLY — 30 by Cotton Nash; Against Mississippi (H) Feb. 8, 1964)

Longest Field Goal Made — 63 feet, 7 inches by Cliff Barker (Against Vanderbilt, Feb. 26, 1949 in Alumni Gym). (Other long shots on record include 60-footer by Bo Lanter against Miss. St. in 1981-82; 53 ft. 9 in. by Ralph Beard against Tennessee in 1947-48; 53 ft. 6 in. by Linville Puckett against Miss. State in 1953-54; 48 ft. 2 in. by Red Hagan against Marquette in 1937-38); and 47-footer by Vernon Hatton against Temple on Dec. 7, 1957 which gave UK a dramatic 3 overtime win, 85-83.

Most Assists — 14 by Dirk Minniefield vs. Villanova (H), Dec. 4, 1982 and Dicky Beal vs. Brigham Young (N), Mar. 17, 1984

INDIVIDUAL CAREER RECORDS
VARSITY PLAY

Most Points — 2138 by Dan Issel in 83 games, 1968-70
(CONFERENCE PLAY ONLY — 1399 by Dan Issel in 54 games, 1968-70)

Highest Scoring Average — 25.7 by Dan Issel, 1968-70
(CONFERENCE PLAY ONLY 25.9 by Dan Issel in 54 games, 1969-70)

Most Games Played — 139 by Ralph Beard, 1945-49
(CONFERENCE PLAY ONLY — 72 by Kenny Walker, 1982-86)

Most Consecutive Games Started — 120 by Alex Groza, Nov. 28, 1946 to March 26, 1949
(CONFERENCE PLAY ONLY — 54 by Dan Issel and Mike Pratt, 1968-70; Jack Givens, 1975-78)

Most Field Goals Attempted — 1638 by Jack Givens, 1975-78
(CONFERENCE PLAY ONLY — 1059 by Dan Issel, 1968-70)

Most Field Goals Made — 843 by Jack Givens in 123 games, 1975-78
(CONFERENCE PLAY ONLY — 546 by Dan Issel in 54 games, 1968-70)

Highest FG Pct. — 59.3 by Charles Hurt in 124 games, 1980-83
(CONFERENCE PLAY ONLY — 60.8 by Melvin Turpin in 72 games, 1980-84)

Most Free Throws Attempted — 733 By Kenny Walker in 132 games, 1983-86
(CONFERENCE PLAY ONLY — 405 by Dan Issel in 54 games, 1968-70)

Most Free Throws Made — 550 by Kenny Walker in 132 games, 1983-86
(CONFERENCE PLAY ONLY — 307 by Dan Issel in 54 games, 1968-70)

Highest FT Pct. — 89.0 by Kyle Macy in 98 games (331-372), 1978-80
(CONFERENCE PLAY ONLY — 88.2 by Kyle Macy (224-254) in 61 games, 1978-80)

Most Rebounds — 1078 by Dan Issel in 83 games, 1968-70
(No Rebounds kept prior to 1950-51)
(CONFERENCE PLAY ONLY — 685 by Dan Issel in 54 games, 1968-70)

Best Rebound Average — 16.1 by Bob Burrow in 51 games, 1955-56

Most Assists — 646 by Dirk Minniefield in 123 games, 1981-83

Most Personal Fouls — 344 by Mike Phillips, 1975-78 (Four Seasons)
(For 3 Seasons — 294 by Pat Riley, 1965-67)

NCAA TOURNAMENT RECORDS

Most Appearances — 33*** (1942, 1945, 1948, 1949, 1951, 1952, 1955, 1956, 1957, 1958, 1959, 1961, 1962, 1964, 1966, 1968, 1969, 1970, 1971, 1972, 1973, 1975, 1977, 1978, 1980, 1981, 1982, 1983, 1984, 1985, 1986, 1987, 1988)

Most Games — 85*

MISCELLANEOUS RECORDS

Season Opener Consecutive Wins — 36
(Kentucky lost first opening game since 1926 in defeat by Va. Tech., Dec. 1, 1962)

Consecutive Home Floor Wins — 129*** (Jan. 4, 1943 to Jan. 8, 1955)
(First 84 wins in Alumni Gym, remainder in Memorial Coliseum. Ended by Georgia Tech, 59-58)
(CONFERENCE PLAY ONLY — 70 from Jan. 21, 1939 to Jan. 8, 1955)
(OVERALL SINCE 1943, Kentucky has been defeated on its home floor only 48 times)
(MOST LOSSES AT HOME ONE SEASON — 7 in 1966-67)

Longest Winning Streak — 32 (Dec. 5, 1953 to Jan. 8, 1955)

Consecutive Conference Wins — 51* (Jan. 28, 1950 to Jan. 8, 1955)
(Excludes tournament and non-SEC games)

Consecutive SEC Losses — 4 in 1966-67 and 1973-74 (Lost 3 in row only 13 times, 2 in row only 19 times)

Most SEC Champions — 37***
(12 Titles won in tournament play. Title determined by regular season play since 1951. Tied LSU 1935 and 1954, Miss. State 1962, Tennessee 1972, Alabama 1975, Tennessee 1977, Tennessee 1982)

Consecutive SEC Championships — 9*
(Kentucky held SEC title continuously from 1944 to 1953 when Wildcats were out of competition. The 1952 title represented UK's 6th straight regular season title and 12th win of season race since SEC organized in 1933.)

* Also Southeastern Conference Record
*** Also recognized as National Record

RECORDS

ALL-TIME RECORDS

TEAM RECORDS

SEASON

Most Games Played — 39* in 1947-48
(REGULAR SEASON ONLY — 30* in 1946-47 and 1979-80)

Most Wins — 36 in 1947-48 (Won 36, Lost 3)
(REGULAR SEASON ONLY — 28* in 1947-48; Won 28, Lost 2)
(CONFERENCE PLAY ONLY — 17* in 1969-70)

Most Losses - 13 in 1926-27 (2-13), 1966-67 (13-13), 1973-74 (13-13) and 1984-85 (18-13)
(FULL SEASON — 20 OR MORE GAMES — 13 in 1966-67, 1973-74 and 1984-85)
(CONFERENCE PLAY ONLY — 10 in 1966-67 (8-10)

Fewest Wins — 1 in 1904-05 (Won 1, Lost 4) 1903 (Won 1, Lost 2) 1904 (Won 1, Lost 4)
(FULL SEASON — 20 OR MORE GAMES — 13 in 1966-67 and 1973-74)

Fewest Losses - 0 in 1911-12 (9-0) and 1953-54 (25-0)

Longest Win Streak — 25 in 1953-54 (Won 25, Lost 0)
(CONFERENCE PLAY ONLY — 14 in 1950-51, 1951-52, 1965-66, 1976-77. Including playoff game, Kentucky won 15 straight in 1953-54)

Most Consecutive Conference Wins, Conference Play - 51* (Jan. 28, 1950- Jan. 8, 1955)

Longest Losing Streak — 9 (Jan. 25 to Feb. 23, 1923)
(CONFERENCE PLAY ONLY — 4 in 1966-67 and 1973-74)

Most Points — 2858 in 31 games, 1974-75**
(REGULAR SEASON ONLY — 2523 in 28 games, 1970-71)
(CONFERENCE PLAY ONLY — 1728* in 18 games, 1970-71)
(MOST TIMES 100 OR MORE POINTS — 15 in 1970-71)
(TWO CONSECUTIVE GAMES — 244 vs. Georgia and Tennessee, 1956)

Fewest Points — 19 in 3 games, 1903
(FULL SEASON, 20 OR MORE GAMES — 538 in 22 games, 1924-25)

Greatest Average Scoring Margin — 27.2 in 25 games, 1953-54
(INCLUDING TOURNAMENT PLAY — 29.9 in 37 games, 1946-47)
(CONFERENCE PLAY ONLY — 35.9* in 14 games, 1946-47)

Highest Scoring Average — 96.8* in 28 games, 1969-70
(REGULAR SEASON ONLY — 96.7 in 26 games, 1970-71)
(CONFERENCE PLAY ONLY — 96.0 in 18 games, 1970-71)

Lowest Scoring Average — 6.3 in 3 games, 1903

Best Winning Percentage — 1.000 in 1911-12 (9-0) and 1953-54 (25-0)
(CONFERENCE PLAY ONLY — 1.000 in 1932-33 (8-0) and 10 other years. Last 14-0 in 1953-54)

Worst Season Percentage — .187 on record 3-13 in 1926-27
(FULL SEASON — 20 OR MORE GAMES — .500 (13-13) in 1966-67 and 1973-74)

Most Field Goal Attempts — 3465* in 39 games, 1947-48
(REGULAR SEASON ONLY — 2925*** in 33 games, 1947-48 [made 916])

Most Field Goals Made — 1197* in 31 games, 1974-75 (attempted 2412)
(CONFERENCE PLAY ONLY — 719* in 18 games, 1974-75)

Highest Field Goal Pct. — 55.6* in 31 games, 1982-83
(REGULAR SEASON ONLY — 55.5 in 28 games 1982-83)
(CONFERENCE PLAY ONLY — 54.8 in 18 games, 1982-83)

Most Free Throws Attempted — 865 in 32 games, 1951-52
(CONFERENCE PLAY ONLY — 485* in 18 games, 1978-79)

Most Free Throws Made — 666 in 31 games, 1978-79
(CONFERENCE PLAY ONLY — 376* in 18 games, 1978-79)

Highest Free Throw Pct. — 77.6 in 31 games, 1978-79
(REGULAR SEASON ONLY — 78.1 in 26 games, 1978-79)

Most Personal Fouls — 767 in 31 games, 1974-75

Fewest Personal Fouls — 307 in 26 games, 1944-45

Most Points Allowed — 2434 in 31 games, 1974-75
(REGULAR SEASON ONLY — 2175 in 28 games, 1970-71)

Fewest Points Allowed — (9 game min.)-137 in 9 games, 1911-12
(CONFERENCE PLAY ONLY — 182* in 8 games, 1934-35)

Most Rebounds — 2109* in 34 games, 1950-51
(REGULAR SEASON ONLY — 1600 in 25 games, 1950-51)

Best Rebound Average — 64.6* in 25 games, 1953-54

Most Wins in Conference — 17* in 1969-70 and in 1985-86

SINGLE GAME

Most Points — 143* (Kentucky 143, Georgia 66, Feb. 27, 1956)
(CONFERENCE PLAY ONLY — Same)
(NON-CONFERENCE — 126 (Kentucky 126 vs. South Carolina 81, Dec. 10, 1979)

Most Points, Both Teams — 234 (Kentucky 118 vs. Northwestern 116 at Evanston, Dec. 10, 1966)
(CONFERENCE PLAY ONLY — 226 [Kentucky 121 vs. LSU 105, Feb. 21, 1970])

Most Points, Home Floor — 126 (Kentucky 126 vs. South Carolina 81, Dec. 10, 1979)

Most Points, Opponent's Floor — 121 (Kentucky 121 vs. LSU 66, Jan. 27, 1968; Kentucky 121 vs. LSU 105, Feb. 21, 1970)

Most Points, Neutral Court — 143 (Kentucky 143 vs. Georgia 66, Armory, Louisville, Feb. 27, 1956)

Most Points, One Half — 75 (Kentucky 75, Georgia 32, Feb. 27, 1956)

Fewest Points — 1 (Kentucky 1 vs. Kentucky U. 22, 1905)

Fewest Points Allowed — 0 (Kentucky 19, Cincinnati Christ Church 0 in 1913)
(SINCE 1935 — 6*** [Kentucky 75, Arkansas State 6 in 1945])

Fewest Points, One Half (Modern) — 5 (Notre Dame 11, Kentucky 5 in second half, Dec. 2, 1981, Louisville)

Fewest Points, Both Teams — 17 (State College 5 vs. Kentucky U. 12 in 1904)

Biggest Victory Margin — 77* (Kentucky 143 vs. Georgia 66, Feb. 27, 1956)

Smallest Victory Margin — 50 One-Point Wins (Last 75-74, Oklahoma (H), Mar. 1, 1987)

Worst Defeat — 70 (Kentucky 17 vs. Centre 87, (A) Jan. 28, 1910)
(MODERN RECORD — 39 (CCNY 89, Kentucky 50, NIT, March 14, 1950)

Smallest Margin of Defeat — 34 One-Point Losses (Last 53-52, Auburn, H, Jan. 9, 1988)

Most Points in Losing Game — 100 vs. Jacksonville, 106 (NCAA), March 14, 1970

Most FG Attempted — 125* against Indiana Central, Nov. 29, 1947 (SEC Non-Conference Record); Mississippi, Feb. 8, 1954
(CONFERENCE ONLY — 125* against Mississippi, Feb. 8, 1964)

Most FGA, Both Teams — 209 (Kentucky 125 vs. Mississippi 84, Feb. 8, 1964)

Fewest FG Attempted — 17 vs. Notre Dame, Dec. 29, 1981

Fewest FGA, One Half — 5 (second half) vs. Notre Dame, Dec. 29, 1981

Most FG Scored — 60* against Georgia, Feb. 27, 1956

Fewest FG Scored — 1 vs. Maryland, Jan. 19, 1928

Most FG Scored, Both Teams — 96 (UK 50 vs. Northwestern 46, Dec. 10, 1966 and UK 50 vs. Austin Peay 46, Mar. 15, 1973)
(CONFERENCE PLAY ONLY — 90 [UK 52, vs. LSU 38, Jan. 27, 1968])

Best Field Goal Pct. — 76.5* vs. Notre Dame, Dec. 29, 1981, Louisville
(CONFERENCE PLAY ONLY — 72.2 vs. Mississippi State (A), Feb. 15, 1986)
(FIRST HALF — 78.6 vs. Missssippi, Jan. 12, 1981)
(SECOND HALF — 87.5 (14-16) vs. Alabama (A), Feb. 9, 1980)

Lowest Field Goal Pct. — 12.1 vs. Maryland (A), Jan. 19, 1928
MODERN RECORD — 16.3 vs. Ga. Tech (A), Jan. 26, 1960)

Most Free Throws Attempted — 56* vs. Miss. State, Feb. 12, 1979 (made 40)

Fewest Free Throws Attempted — 1 vs. Georgia (H) Feb. 8, 1975; Tennessee (A) Jan. 5, 1980 and Auburn (N) March 10, 1984

Most Free Throws Made — 46* vs. Vanderbilt (A) Jan. 7, 1963 (53 attempts)

Best Free Throw Pct. — 1.000* (19 of 19 vs. Mississippi State (A) Jan. 10, 1983; 14-of-14 vs. Duke, March 3, 1930, 11-of-11 vs. Alabama, Feb. 1, 1934 and vs. Vanderbilt, Mar. 2, 1974; 9-of-9 vs. Mississippi, Jan. 4, 1969; 6-of-6 vs. Alabama, Mar. 4, 1982; 2-of-2 vs. Middle Tennessee, Mar. 11, 1982; 12-of-12 vs. Georgia U. Mar. 13, 1988)

Most Rebounds — 108*** vs. Mississippi (H), Feb. 8, 1964

Most Personal Fouls — 41* vs. Ohio U., Jan. 12, 1948
(CONFERENCE PLAY ONLY — 37* vs. Auburn, Feb. 27, 1954)

Most PF's, Both Teams — 75 (Kentucky 32, LaSalle, 43, Dec. 3, 1979)
(CONFERENCE PLAY ONLY — 71* [Kentucky 37 vs. Auburn 34, Feb. 27, 1954])

Fewest PF's, Both Teams — 17 (Kentucky 7 vs. SMU 10, Dec. 21, 1956)

* Also Southeastern Conference Record

** The 1965-66 Wildcat team scored 2950 points in 25 regular-season games, four NCAA and five International Universities Tournament games.

*** Also recognized as National Record

RECORDS

ALL-TIME RECORDS

Consecutive Winning Seasons — 37 — 1928-29 through 1965-66
Consecutive Non-Losing Seasons — 60 — 1928-29 to present
Attendance Highs —
ONE GAME — 43,601 (UK vs. Indiana (Big 4) Dec. 5, 1987, Indianapolis)
REGULAR SEASON GAME — 24,203 (UK vs. Indiana (H) Dec. 7, 1987)
HOME GAME — 24,203 (UK vs. Indiana (H) Dec. 7, 1985)
TWO CONSECUTIVE HOME GAMES — 48,196 in 1983 UKIT (24,098 each session)
COMPLETE SEASON — 649,297 in 33 games, 1987-88
HOME SEASON — 407,290 in 18 games, 1985-86
HOME AVERAGE — 23,785 (356,776 in 15 Games) 1982-83
Last Overtime Game — Feb. 11, 1987 (UK 91, Tennessee 84) (H)
(LAST DOUBLE OVERTIME GAME — Jan. 31, 1981 (UK 71, Georgia 68) (A)
(LAST THREE-OVERTIME GAME — Dec. 7, 1957 (UK 85, Temple 83)
Most Overtime Games — Season-Five, 1979 (Won 2, Lost 3)
Overtime All-Time Record — Won 28, Lost 24
Most Players on All-Tournament Team — 5 (1947 All-SEC and 1965 UK Invitational)

HIGHS AND LOWS BY OPPONENTS (Modern — Since 1930)

Individual — Single Game

Most Points — 64 Pete Maravich (LSU) Feb. 21, 1970 at Baton Rouge
Most Rebounds — 30 Jerry Lucas (Ohio State) March 18, 1961 (NCAA)
Most Field Goals — 23 Pete Maravich (LSU) Feb. 21, 1970 at Baton Rouge
Most Free Throws Made — 18 Pete Maravich (LSU) (22 FTA) Feb. 21, 1970 at Baton Rouge
Most FG Attempted — 53 Pete Maravich (LSU) Feb. 22, 1969
Most FT Attempted — 22 Pete Maravich (LSU) Feb. 21, 1970 at Baton Rouge

TEAM — SINGLE GAME

Most Points — 116 Northwestern (UK 118) Dec. 10, 1966
CONFERENCE ONLY — 110 (Vanderbilt, UK 94, March 4, 1967)
Fewest Points — 6 Arkansas State (Kentucky 75) Jan. 8, 1945
(ALL-TIME RECORD — 5 Tennessee 1910, Centre 1916, Ky. Wesleyan 1919)
Biggest Victory Margin — 39 CCNY 89, Kentucky 50 in NIT, Mar. 14, 1950
(ALL-TIME RECORD) — 70 Centre 87, Kentucky 17 in 1910)
Smallest Victory Margin — (35 One-Point Losses since 1930. All-Time, 38 losses) Last (Auburn 53, UK 52, Jan. 9, 1988 (H)
Most Rebounds — 81 Notre Dame, Dec. 29, 1964
(Rebounds not recorded prior to 1951)
Most Field Goals — 51 Notre Dame (109 Attempts) Dec. 29, 1964
ALL TIME RECORD — Same
Fewest Field Goals — 2*** Arkansas State Jan. 8, 1945
Most FG Attempted — 109 Notre Dame (Made 51) Dec. 29, 1964
(Field Goal Attempts Not Recorded Prior to 1947)
Most FT Attempted — 53 Tennessee (Made 33) Mar. 3, 1956
(ALL-TIME RECORD — Same)
Fewest Free Throws Missed — 0 LSU (made 10), Mar 7, 1986. Georgia Tech (Made 5) Jan. 21, 1946, Georgia (Made 6) Feb. 19, 1973, and East Tenn. St. (Made 2) Dec. 21, 1984
Best FT Shooting Percentage — (Minimum 15 FTA) 91.7 (22 of 24) by Notre Dame (N), Jan. 14, 1939, 91.7 (33 of 36) by North Carolina (NCAA), Mar. 19, 1977
Best FG Shooting Pct. — 69.2 by Miss. State, Feb. 12, 1962, at Lexington
(FIRST HALF — 75 by Georgia (H) Jan. 11, 1971 and Mississippi (H) Jan. 12, 1981)
(SECOND HALF — 87.5*** by Miss. State (H) Feb. 12, 1962)
Lowest FG Shooting Percentage — 24.1 Notre Dame, Feb 14, 1959
(Shooting Percentages Not Recorded Prior to 1947)
Most Personal Fouls — 43 LaSalle, Dec. 2, 1978

* Also Southeastern Conference Record
*** Also recognized as National Record



Winston Bennett finished his Wildcat career with 1,399 points—15th on the all-time UK scoring list.

RECORDS

ATTENDANCE RECORDS

Largest Rupp Arena Crowds

College

No.	Att.	Date	Opponent
1	24,203	Dec. 7, 1985	UK vs. Indiana
2	24,185	Feb. 27, 1983	UK vs. Tennessee
3	24,180	Dec. 28, 1985	UK vs. Louisville
4	24,165	Dec. 8, 1981	UK vs. Indiana
5	24,098	Dec. 16, 1983	UK vs. Wyoming
	24,098	Dec. 17, 1983	UK vs. Brigham Young
7	24,025	Feb. 28, 1988	UK vs. Syracuse
8	24,012	Nov. 26, 1983	UK vs. Louisville
9	24,011	March 1, 1981	UK vs. LSU
10	23,995	Dec. 18, 1987	UK vs. Miami (Ohio)
	23,995	Dec. 19, 1987	UK vs. N.C.-Charlotte
12	23,992	Jan. 22, 1984	UK vs. Houston
13	23,991	March 1, 1987	UK vs. Oklahoma
14	23,982	Feb. 26, 1983	UK vs. Georgia
15	23,964	Dec. 17, 1982	UK vs. Duquesne
	23,964	Dec. 18, 1982	UK vs. Tulane
17	23,905	Feb. 6, 1982	UK vs. Tennessee
18	23,884	Dec. 4, 1982	UK vs. Villanova
19	23,875	Dec. 13, 1980	UK vs. Kansas
20	23,872	Dec. 11, 1982	UK vs. Illinois

Largest Crowd to see a High School basketball game

High School

No.	Att.	Date	Game
1	23,290	March 27, 1987	LaRue County vs. Clay County; Madison Central vs. Oldham County
2	20,904	March 26, 1982	LaRue County vs. Owensboro Virgie vs. Mason County
3	20,764	March 21, 1981	Simon Kenton vs. Mason County
4	20,310	March 26, 1987	Madison Central vs. Warren Central Oldham County vs. Hazard
5	19,570	March 25, 1982	Mason County vs. Middlesboro; Virgie vs. M.C. Napier

LARGEST CROWDS AT A UK GAME

Rank	Attendance	Site	Opponent	Date
1	43,6011	Hoosier Dome, Indianapolis	UK vs. Indiana	Dec. 5, 1987
2	38,471	Kingdome, Seattle	UK vs. Georgetown	Mar. 31, 1984
3	24,378	Thompson-Boling Arena, Knoxville, Tenn.	UK at Tennessee	Feb. 17, 1988
4	24,203	Rupp Arena, Lexington	Indiana at UK	Dec. 7, 1985
5	24,185	Rupp Arena, Lexington	Tennessee at UK	Feb. 27, 1983
6	24,180	Rupp Arena, Lexington	Louisville at UK	Dec. 28, 1985
7	24,165	Rupp Arena, Lexington	Indiana at UK	Dec. 8, 1981
8	24,098	Rupp Arena, Lexington	Wyoming at UK	Dec. 16, 1983
	24,098	Rupp Arena, Lexington	Brigham Young at UK	Dec. 17, 1983
10	24,025	Rupp Arena, Lexington	Syracuse at UK	Feb. 28, 1988



RECORDS

SCORING AND TOTAL POINTS

POINTS SCORED

Game:

53 - Dan Issel, UK vs. Ole Miss 1970
51 - Cliff Hagan, UK vs. Temple 1954
51 - Dan Issel, UK vs. LSU 1970
50 - Bob Burrow, UK vs. LSU 1956
47 - Dan Issel, UK vs. Alabama 1970
44 - Dan Issel, UK vs. Notre Dame 1970
42 - Cliff Hagan, UK vs. Tennessee 1952
42 - Louie Dampier, UK vs. Vanderbilt 1966
42 - Dan Issel, UK vs. Auburn 1970
42 - Melvin Turpin, UK vs. Tennessee 1983
42 - Melvin Turpin, UK vs. Georgia (SEC) 1984
41 - Dan Issel, UK vs. North Carolina 1970
41 - Jack Givens, UK vs. Duke 1978
40 - Louie Dampier, UK vs. Illinois 1967
40 - Dan Issel, UK vs. Georgia 1970
40 - Dan Issel, UK vs. Navy 1970
40 - Kevin Grevey, UK vs. Georgia 1973
40 - Bill Spivey, UK vs. Georgia Tech 1950
40 - Bill Spivey, UK vs. Xavier 1951
40 - Bob Burrow, UK vs. St. Louis 1956

By a Freshman —
28 - Rick Robey, Vanderbilt at UK. . March 1, 1975
By a Sophomore —
40 - Kevin Grevey, UK at Georgia. . . Feb. 19, 1973
By a Junior —
42 - Cliff Hagan, UK vs. Tenn. . . . . March 1, 1952
42 - Louie Dampier, UK at Vandy. . . . Feb. 2, 1966
42 - Melvin Turpin, UK at Tenn. . . . . Jan. 31, 1983
By a Senior —
53 - Dan Issel, UK at Ole Miss . . . . . Feb. 7, 1970

Season:

948 - Dan Issel 1970
746 - Dan Issel 1969
730 - Kevin Grevey 1975
721 - Kenny Walker 1986
710 - Kenny Walker 1985
698 - Alex Groza 1949
692 - Cliff Hagan 1952
648 - Cotton Nash 1964
635 - Bill Spivey 1951
609 - Rex Chapman 1988

By a Freshman —
Rex Chapman, 464 in 1986-87
By a Sophomore —
Rex Chapman, 609 in 1987-88
By a Junior —
Dan Issel, 746 in 1968-69
By a Senior —
Dan Issel, 948 in 1969-70

Career:

2,138 - Dan Issel 1968-70
2,080 - Kenny Walker 1983-86
2,038 - Jack Givens 1975-78
1,801 - Kevin Grevey 1973-75
1,770 - Cotton Nash 1962-64
1,744 - Alex Groza 1945-47,49
1,637 - Ed Davender 1984-88
1,575 - Louie Dampier 1965-67
1,535 - Mike Casey 1968-70
1,517 - Ralph Beard 1946-49

POINTS PER GAME

Season:

33.9 - Dan Issel (948 in 28 games) 1970
26.6 - Dan Issel (746 in 28 games) 1969
24.0 - Cliff Hagan (600 in 25 games) 1954
24.0 - Cotton Nash (648 in 27 games) 1964
23.6 - Kevin Grevey (730 in 31 games) 1975
23.4 - Cotton Nash (608 in 26 games) 1962
22.9 - Kenny Walker (710 in 31 games) 1985
21.9 - Pat Riley (637 in 29 games) 1966
21.9 - Kevin Grevey (547 in 25 games) 1974
21.6 - Cliff Hagan (692 in 32 games) 1952

Career:

25.8 - Dan Issel (2,138 in 83 games) 1968-70
22.7 - Cotton Nash (1,770 in 78 games) . . 1962-64
21.4 - Kevin Grevey (1,801 in 84 games) . . 1973-75
20.1 - Bob Burrow (1,023 in 51 games) . . . 1955-56
19.7 - Louie Dampier (1,575 in 80 games) 1965-67
19.3 - Bill Spivey (1,213 in 63 games) 1950-51
19.2 - Cliff Hagan (1,475 in 77 games) . 1951-52,54
18.7 - Mike Casey (1,535 in 82 games) . . . 1968-70
18.3 - Pat Riley (1,464 in 80 games) 1965-67
17.6 - Rex Chapman (1,073 in 61 games) 1986-88
17.3 - Johnny Cox (1,461 in 84 games) . . . 1957-59



Dan Issel

ALL-TIME LEADING SCORERS
VARSITY CAREER
(The 1,000 Point Club)

Player — Pos.	Years	Points	Games	Average
1. Dan Issel (C) 3	(1968-70)	2,138	83	25.7
2. Kenny Walker (F) 4	(1983-86)	2,080	132	15.8
3. Jack Givens (F) 4	(1975-78)	2,038	123	16.6
4. Kevin Grevey (F) 3	(1973-75)	1,801	84	21.4
5. Cotton Nash (C-F) 3	(1962-64)	1,770	•78	22.6
6. Alex Groza (C) 4	(1945-47,49)	1,744	120	14.4
7. Ed Davender (G) 4	(1984-88)	1,637	129	12.7
8. Louie Dampier (G) 3	(1965-67)	1,575	80	19.7
9. Mike Casey (G) 3	(1968-69-71)	1,535	82	18.7
10. Ralph Beard (G) 4	(1946-49)	1,517	139	10.8
11. Melvin Turpin (C) 4	(1981-84)	1,509	123	12.3
12. Cliff Hagan (C) 3	(1951-52,54)	1,475	77	19.2
13. Pat Riley (F) 3	(1965-67)	1,464	80	18.3
14. Johnny Cox (F) 3	(1957-59)	1,461	84	17.3
15. Kyle Macy (G) 3	(1978-80)	1,411	98	14.4
16. Winston Bennett (F) 4	(1983-88)	1,399	133	10.5
17. Rick Robey (F-C) 4	(1975-78)	1,395	105	13.3
18. Mike Phillips (C) 4	(1975-78)	1,367	120	11.4
19. Mike Pratt (F) 3	(1968-70)	1,359	81	16.8
20. Frank Ramsey (G) 3	(1951-52,54)	1,344	91	14.7
21. Jim Andrews (C) 3	(1971-73)	1,320	80	16.5
22. Sam Bowie (C-F) 3	(1980-81-84)	1,285	86	14.7
23. Jim Master (G) 4	(1981-84)	1,283	121	10.6
24. Tom Parker (F) 3	(1970-72)	1,238	80	15.5
25. Bill Spivey (C) 2	(1950-51)	1,231	63	19.2
26. Derrick Hord (F) 4	(1979-83)	1,220	124	9.3
27. Vernon Hatton (G) 3	(1956-58)	1,154	76	15.1
28. Wallace Jones (F) 4	(1946-49)	1,151	*98	-
29. Bill Lickert (F-G) 3	(1959-61)	1,076	73	14.7
30. Rex Chapman (G) 2	(1986-88)	1,073	61	17.6
31. Dirk Minniefield (G) 4	(1979-83)	1,069	123	8.7
32. Jim Line (F) 4	(1947-50)	1,041	*100	-
33. Bob Burrow (C) 2	(1955-56)	1,023	51	20.0
34. Jimmy Dan Conner (F-G) 3	(1973-75)	1,009	85	11.9
35. Bobby Watson (G) 3	(1950-52)	1,001	96	10.4

* No record for number of games played in 1947.
• Achieved membership in club earliest of any Wildcat, hitting 1,000th point in the 19th game of junior year.
¢ Kentucky career totals only. Junior College of 2,191 points not included

RECORDS

YEAR-BY-YEAR SCORING LEADERS

Year	Player	Class	POS.	G	Pts	Avg.
1922-23	Carl Riefkin	JR.	F	—	133	—
1923-24	Jim McFarland	SO.	F	—	157	—
1924-25	Jim McFarland	JR.	F	—	143	—
1925-26	Gayle Mohney	JR.	G	—	200	—
1926-27	Paul Jenkins	JR.	F	—	98	—
1927-28	Cecil Combs	SO.	F	—	186	—
1928-29	Stan Milward	SO.	C	—	116	—
1929-30	Cecil Combs	SR.	F	—	125	—
1930-31	Carey Spicer	SR.	F	—	190	—
1931-32	Aggie Sale	JR.	F	—	235	—
1932-33	Aggie Sale	SR.	C-F	—	324	—
1933-34	Frenchy DeMoisey	SR.	C	—	212	—
1934-35	Leroy Edwards	SO.	C	—	343	—
1935-36	Ralph Carlisle	SO.	F	—	241	—
1936-37	Ralph Carlisle	JR.	F	—	208	—
1937-38	Joe Hagan	SR.	F	—	184	—
1938-39	Fred Curtis	SR.	F	—	183	—
1939-40	Mickey Rouse	SR.	G	—	175	—
1940-41	Jim King	JR.	C	—	151	—
1941-42	Marvin Akers	JR.	G	—	190	—
1942-43	Milt Ticco	SR.	F	—	233	—
1943-44	Bob Brannum	FR.	C	—	254	—
1944-45	Jack Tingle	SO.	F	26	293	11.3
1945-46	Jack Parkinson	JR.	G	30	339	11.3
1946-47	Alex Groza	SO.	C-F	37	393	10.6
1947-48	Ralph Beard	JR.	C	38	476	12.5
1948-49	Alex Groza	SR.	C	34	698	20.5
1949-50	Bill Spivey	SO.	C	30	578	19.3
1950-51	Bill Spivey	JR.	C	33	635	19.2
1951-52	Cliff Hagan	JR.	C	32	692	21.6
1953-54	Cliff Hagan	SR.	C	25	600	24.0
1954-55	Bob Burrow	JR.	C	26	495	19.0
1955-56	Bob Burrow	SR.	C	25	528	21.1
1956-57	Johnny Cox	SO.	F	28	544	19.4
1957-58	Vernon Hatton	SR.	G	29	496	17.1
1958-59	Johnny Cox	SR.	F	27	485	17.9
1959-60	Bill Lickert	JR.	F-G	20	288	14.4
1960-61	Bill Lickert	SR.	F-G	28	450	16.0
1961-62	Cotton Nash	SO.	C-F	26	608	23.4
1962-63	Cotton Nash	JR.	F-C	25	514	20.6
1963-64	Cotton Nash	SR.	C-F	27	648	24.0
1964-65	Louie Dampier	SO.	G	25	426	17.0
1965-66	Pat Riley	JR.	F	29	637	21.9
1966-67	Louie Dampier	SR.	G	26	537	20.6
1967-68	Mike Casey	SO.	G	27	541	20.1
1968-69	Dan Issel	JR.	C	28	746	26.6
1969-70	Dan Issel	SR.	C	28	948	33.9
1970-71	Tom Parker	JR.	F	28	492	17.6
1971-72	Jim Andrews	JR.	C	28	602	21.5
1972-73	Jim Andrews	SR.	C	28	562	20.1
1973-74	Kevin Grevey	JR.	F	25	547	21.9
1974-75	Kevin Grevey	SR.	F	31	730	23.6
1975-76	Jack Givens	SO.	F	30	602	20.1
1976-77	Jack Givens	JR.	F	30	566	18.9
1977-78	Jack Givens	SR.	F	32	578	18.1
1978-79	Kyle Macy	JR.	G	31	470	15.2
1979-80	Kyle Macy	SR.	G	35	540	15.4
1980-81	Sam Bowie	SO.	C	28	488	17.4
1981-82	Derrick Hord	JR.	F	30	490	16.3
1982-83	Melvin Turpin	JR.	C	31	468	15.1
1983-84	Melvin Turpin	SR.	C	34	518	15.2
1984-85	Kenny Walker	JR.	F	31	710	22.9
1985-86	Kenny Walker	SR.	F	36	721	20.0
1986-87	Rex Chapman	FR.	G	29	464	16.0
1987-88	Rex Chapman	SO.	G	32	609	19.0

RECORDS

REBOUNDING
(Kept Since 1950-51 season)

TOTAL REBOUNDS

Game:

34 - Bob Burrow, Temple at UK. . . . .Dec. 10, 1955
30 - Cotton Nash, Mississippi at UK . .Feb. 8, 1964
29 - Dan Issel, LSU at UK . . . . . .Feb. 22, 1969
28 - Mike Phillips, Tennessee at UK. .Jan. 10, 1976
24 - Dan Issel, Florida at UK . . . . . .Dec. 4, 1967
24 - Dan Issel, Xavier at UK. . . . . .Nov. 30, 1968

By a Freshman —
18 - Kenny Walker, Vanderbilt at UK. . . .Feb. 19, 1983
By a Sophomore —
24 - Dan Issel, Florida at UK . . . . . .Dec. 4, 1967
By a Junior —
29 - Dan Issel, LSU at UK. . . . . .Feb. 22, 1969
By a Senior —
34 - Bob Burrow, Temple at UK . . .Dec. 10, 1955

Season:

* 567 - Bill Spivey 1951
528 - Cliff Hagan. 1952
459 - Bob Burrow 1955
381 - Dan Issel 1969
380 - Ed Beck. 1957
369 - Dan Issel 1970
365 - Johnny Cox. 1958
364 - Bob Burrow 1956
348 - Jim Andrews 1973
345 - Cotton Nash 1962

By a Freshman —
Sam Bowie, 276 in 1979-80
By a Sophomore —
Cotton Nash, 345 in 1961-62
By a Junior —
Bill Spivey, 567 in 1950-51
By a Senior —
Dan Issel, 369 in 1969-70

Career:

1,078 - Dan Issel 1968-70
1,038 - Frank Ramsey. 1951-52,54
1,035 - Cliff Hagan. 1951-52,54
1,004 - Johnny Cox 1957-59
962 - Cotton Nash 1962-64
942 - Kenny Walker. 1983-86
843 - Sam Bowie 1980-81,84
823 - Bob Burrow 1955-56
799 - Winston Bennett 1983-88
793 - Jack Givens. 1975-78
783 - Jim Andrews 1971-73
783 - Ed Beck 1956-58

*Southeastern Conference Record



Frank Ramsey



Cliff Hagan

REBOUND AVERAGE

Season:

17.7 - Bob Burrow (459 in 26 games) 1955
17.2 - Bill Spivey (567 in 33 games). 1951
16.5 - Cliff Hagan (528 in 32 games) 1952
14.6 - Bob Burrow (364 in 25 games) 1956
14.0 - Ed Beck (380 in 27 games) 1957
13.6 - Dan Issel (381 in 28 games) 1969
13.5 - Cliff Hagan (338 in 25 games) 1954
13.2 - Cotton Nash (345 in 26 games) 1962
13.2 - Dan Issel (369 in 28 games) 1970
12.9 - Don Mills (323 in 25 games) 1960

By a Freshman —
8.1 - Sam Bowie (276 in 34 games) 1979-80
By a Sophomore —
13.2 - Cotton Nash (345 in 26 games) 1961-62
By a Junior —
17.7 - Bob Burrow (459 in 26 games) 1954-55
By a Senior —
14.6 - Bob Burrow (364 in 25 games) 1955-56

Career:

16.1 - Bob Burrow (822 in 51 games). 1955-56
13.4 - Cliff Hagan (1035 in 77 games) .1951-52,54
12.9 - Dan Issel (1072 in 83 games). 1968-70
12.3 - Cotton Nash (962 in 78 games). . . .1962-64
12.0 - Johnny Cox (1004 in 84 games). . . .1957-59
11.4 - Frank Ramsey (1038 in 91 games)1951-52,54
10.3 - Don Mills (669 in 65 games). 1957-59
10.0 - Ed Beck (783 in 78 games) 1956-58
9.8 - Jim Andrews (783 in 80 games). . . .1971-73
8.9 - Mike Pratt (718 in 81 games). 1968-70

YEAR-BY-YEAR REBOUNDING LEADERS

Year	Player	Class	POS	G	REB.	Average
1950-51	Bill Spivey	JR.	C	33	567	17.2
1951-52	Cliff Hagan	JR.	C	32	528	16.5
1953-54	Cliff Hagan	SR.	C	25	338	13.5
1954-55	Bob Burrow	JR.	C	26	459	17.7
1955-56	Bob Burrow	SR.	C	25	364	14.6
1956-57	Ed Beck	JR.	C	27	380	14.1
1957-58	Johnny Cox	JR.	F	29	365	12.6
1958-59	Johnny Cox	SR.	F	27	329	12.2
1959-60	Don Mills	SR.	C-F	25	323	12.9
1960-61	Roger Newman	SR.	F-G	28	265	9.5
1961-62	Cotton Nash	SO.	C-F	26	345	13.2
1962-63	Cotton Nash	JR.	F-C	25	300	12.0
1963-64	Cotton Nash	SR.	C-F	27	317	11.7
1964-65	John Adams	SR.	C	25	214	8.6
1965-66	Pat Riley	JR.	F	29	259	8.9
1966-67	Thad Jaracz	JR.	C-F	26	215	8.3
1967-68	Dan Issel	SO.	C	27	328	12.1
1968-69	Dan Issel	JR.	C	28	381	13.6
1969-70	Dan Issel	SR.	C	28	369	13.2
1970-71	Tom Payne	SO.	C	28	283	10.1
1971-72	Jim Andrews	JR.	C	28	315	11.3
1972-73	Jim Andrews	SR.	C	28	348	12.4
1973-74	Bob Guyette	JR.	C	26	205	7.9
1974-75	Rick Robey	FR.	C	31	214	6.9
1975-76	Mike Phillips	SO.	C	30	295	9.8
1976-77	Rick Robey	JR.	F	30	273	9.1
1977-78	Rick Robey	SR.	F	32	261	8.2
1978-79	LaVon Williams	JR.	F	31	213	6.9
1979-80	Sam Bowie	FR.	C	34	276	8.1
1980-81	Sam Bowie	SO.	C	28	254	9.1
1981-82	Melvin Turpin	SO.	C	30	212	7.1
1982-83	Melvin Turpin	JR.	C	31	195	6.3
1983-84	Sam Bowie	SR.	C	34	313	9.2
1984-85	Kenny Walker	JR.	F	31	315	10.2
1985-86	Kenny Walker	SR.	F	36	276	7.7
1986-87	Richard Madison	JR.	F	29	216	7.4
1987-88	Winston Bennett	SR.	F	33	258	7.8

RECORDS

FIELD GOALS

FIELD GOALS MADE

Game:

23 - Dan Issel, UK at Ole Miss . . . . . .Feb. 7, 1970

Season:

369 - Dan Issel (667 atts.) 1969-70
303 - Kevin Grevey (592 atts.) 1974-75
285 - Dan Issel (534 atts.) 1968-69
265 - Pat Riley (514 atts.) 1965-66
264 - Cliff Hagan (633 atts.) 1951-52
260 - Kenny Walker (447 atts.) 1985-86
259 - Alex Groza (612 atts.) 1948-49
252 - Bill Spivey (632 atts.) 1950-51
249 - Louie Dampier (482 atts.) 1965-66
248 - Cotton Nash (588 atts.) 1963-64
246 - Kenny Walker (440 atts.) 1984-85

By a Freshman —
173 - Rex Chapman (390 atts.) 1986-87
By a Sophomore —
243 - Jack Givens (494 atts.) 1975-76
By a Junior —
285 - Dan Issel (534 atts.) 1968-69
By a Senior —
369 - Dan Issel (667 atts.) 1969-70

Career:

843 - Jack Givens (1,638 atts.) 1975-78
825 - Dan Issel (1,591 atts.) 1968-70
771 - Kevin Grevey (1,490 atts.) 1973-75
765 - Kenny Walker (1,339 atts.) 1983-86
647 - Mike Casey (1,341 atts.) 1968-69,71
645 - Cotton Nash (1,548 atts.) 1962-64
639 - Louie Dampier (1,259 atts.) 1965-67
626 - Melvin Turpin (1,059 atts.) 1981-84
605 - Alex Groza (1,514 atts.) 1947-49
590 - Pat Riley (1,257 atts.) 1965-67

FIELD GOALS ATTEMPTED

Game:

42 - Bill Spivey, Georgia Tech at UK . . . . . .Feb. 18, 1950

Season:

667 - Dan Issel (made 369) 1970
633 - Cliff Hagan (made 264) 1952
632 - Bill Spivey (made 252) 1951
619 - Bill Spivey (made 225) 1950
612 - Alex Groza (made 259) 1949
592 - Kevin Grevey (made 303) 1975
588 - Cotton Nash (made 248) 1964
536 - Ralph Beard (made 194) 1948
534 - Dan Issel (made 285) 1969
530 - Alex Groza (made 200) 1948

By a Freshman —
390 - Rex Chapman (Made 173) 1986-87
By a Sophomore —
619 - Bill Spivey (Made 225) 1949-50
By a Junior —
633 - Cliff Hagan (Made 264) 1951-52
By a Senior —
667 - Dan Issel (Made 369) 1969-70

Career:

1,638 - Jack Givens (made 843) 1975-78
1,591 - Dan Issel (made 825) 1968-70
1,548 - Cotton Nash (made 645) 1962-64
1,514 - Alex Groza (made 605) 1947-49
1,490 - Kevin Grevey (made 771) 1973-75
1,486 - Ralph Beard (made 495) 1946-49
1,425 - Johnny Cox (made 564) 1957-59
1,341 - Mike Casey (made 647) 1968-69,71
1,339 - Kenny Walker (made 765) 1983-86
1,335 - Cliff Hagan (made 567) 1951-52,54

YEAR-BY-YEAR FIELD GOAL PERCENTAGE

Year	Player	Class	POS	FGM	FGA	Pct.
1946-47	James Line	FR.	G	86	209	41.1
1947-48	Alex Groza	JR.	C	200	530	37.7
1948-49	Alex Groza	SR.	C	259	612	42.3
1949-50	James Line	SR.	F	155	369	42.0
1950-51	Bill Spivey	JR.	C	252	632	39.9
1951-52	Cliff Hagan	JR.	C	264	633	41.7
1953-54	Cliff Hagan	SR.	C	234	514	45.5
1954-55	Bob Burrow	JR.	C	198	473	41.9
1955-56	Vernon Hatton	SO.	G	123	249	49.4
1956-57	Vernon Hatton	JR.	G	112	255	43.9
1957-58	Vernon Hatton	SR.	G	192	458	41.9
1958-59	Bennie Coffman	JR.	G	110	216	50.9
1959-60	Bill Lickert	JR.	F-G	110	274	40.1
1960-61	Bill Lickert	SR.	F-G	166	395	42.0
1961-62	Larry Pursiful	SR.	G	204	400	51.0
1962-63	Don Rolfes	SO.	C	68	134	50.7
1963-64	Larry Conley	SO.	F-C	114	231	49.3
1964-65	Louie Dampier	SO.	G	171	334	51.2
1965-66	Louie Dampier	JR.	G	249	482	51.6
1966-67	Cliff Berger	JR.	C	98	176	55.6
1967-68	Mike Casey	SO.	G	231	474	48.9
1968-69	Mike Pratt	JR.	F	173	321	53.9
1969-70	Dan Issel	SR.	C	369	667	55.3
1970-71	Kent Hollenbeck	JR.	G	113	212	53.3
1971-72	Jim Andrews	JR.	C	236	409	57.7
1972-73	Jim Andrews	SR.	C	243	434	56.0
1973-74	Bob Guyette	JR.	C	138	248	55.7
1974-75	Rick Robey	FR.	C	135	248	54.4
1975-76	Mike Phillips	SO.	C	199	367	54.2
1976-77	Rick Robey	JR.	C	158	276	57.3
1977-78	Rick Robey	SR.	C	167	263	63.5
1978-79	LaVon Williams	JR.	F	119	219	54.3
1979-80	Sam Bowie	FR.	C	165	311	53.1
1980-81	Dirk Minniefield	SO.	G	118	213	55.4
1981-82	Melvin Turpin	SO.	C	160	275	58.2
1982-83	Charles Hurt	SR.	F	102	162	63.0
1983-84	Melvin Turpin	SR.	C	224	378	59.3
1984-85	Kenny Walker	JR.	F	246	440	55.9
1985-86	Kenny Walker	SR.	F	260	447	58.2
1986-87	Rob Lock	JR.	C	91	161	56.5
1987-88	Rob Lock	SR.	C	123	219	56.2

FIELD GOAL PERCENTAGE (Min. 100 made)

Season:

63.5 - Rick Robey (167-363) 1977-78
63.0 - Charles Hurt (102-162) 1982-83
61.7 - Melvin Turpin (192-311) 1982-83
59.3 - Melvin Turpin (224-378) 1983-84
58.2 - Melvin Turpin (160-275) 1981-82
58.2 - Kenny Walker (260-447) 1985-86
57.7 - Jim Andrews (236-409) 1971-72
57.3 - Rick Robey (158-276) 1976-77
56.2 - Rob Lock (123-219) 1987-88
56.0 - Jim Andrews (243-434) 1972-73
55.9 - Kenny Walker (246-440) 1984-85

By a Freshman —
54.4 - Rick Robey (135-248) 1974-75
By a Sophomore —
58.2 - Melvin Turpin (160-275) 1981-82
By a Junior —
61.7 - Melvin Turpin (192-311) 1982-83
By a Senior —
63.5 - Rick Robey (167-363) 1977-78

Career:

59.3 - Charles Hurt (303-511) 1980-83
59.1 - Melvin Turpin (626-1059) 1981-84
58.1 - Rick Robey (533-917) 1975-78
57.1 - Kenny Walker (765-1339) 1983-86
56.3 - Jim Andrews (543-965) 1971-73
54.9 - Mike Phillips (576-1050) 1975-78
53.8 - Rob Lock (256-476) 1984-88
52.4 - Dirk Minniefield (422-805) 1980-83
52.2 - Sam Bowie (483-925) 1980-81,84
52.1 - Kyle Macy (540-1037) 1978-80

RECORDS

FREE THROWS

FREE THROWS MADE

Season:

218 - Kenny Walker (284 atts.) 1985
210 - Dan Issel (275 atts.) 1970
201 - Kenny Walker (263 atts.) 1986
180 - Alex Groza (248 atts.) 1949
176 - Dan Issel (232 atts.) 1969
166 - Cotton Nash (218 atts.) 1962
164 - Cliff Hagan (235 atts.) 1952
162 - Cotton Nash (236 atts.) 1963
152 - Cotton Nash (198 atts.) 1964

Season:

By a Freshman —
131 - Dwight Anderson (182 atts.) 1978-79
By a Sophomore —
166 - Cotton Nash (218 atts.) 1961-62
By a Junior —
218 - Kenny Walker (284 atts.) 1984-85
By a Senior —
210 - Dan Issel (275 atts.) 1969-70

Career:

550 - Kenny Walker (733 atts.) 1983-86
488 - Dan Issel (661 atts.) 1968-70
480 - Cotton Nash (652 atts.) 1962-64
438 - Ed Davender (553 atts.) 1984-88
369 - Alex Groza (548 atts.) 1947-49
368 - Winston Bennett (516 atts.) 1983-88
352 - Jack Givens (441 atts.) 1975-78
346 - Frank Ramsey (518 atts.) 1951-52,54
341 - Cliff Hagan (487 atts.) 1951-52,54
333 - Johnny Cox (441 atts.) 1957-59

FREE THROW ATTEMPTS

Season:

284 - Kenny Walker (made 218) 1985
275 - Dan Issel (made 210) 1970
263 - Kenny Walker (made 201) 1986
248 - Alex Groza (made 180) 1949
236 - Cotton Nash (made 162) 1963
235 - Cliff Hagan (made 164) 1952
232 - Dan Issel (made 176) 1969
218 - Cotton Nash (made 166) 1962
214 - Frank Ramsey (made 139) 1952
211 - Bill Spivey (made 131) 1951

Season:

By a Freshman —
182 - Dwight Anderson (made 131) 1978-79
By a Sophomore —
218 - Cotton Nash (made 166) 1961-62
By a Junior —
284 - Kenny Walker (made 218) 1984-85
By a Senior —
275 - Dan Issel (made 210) 1969-70

Career:

733 - Kenny Walker (made 550) 1983-86
661 - Dan Issel (made 488) 1968-70
652 - Cotton Nash (made 480) 1962-64
553 - Ed Davender (made 438) 1984-88
548 - Alex Groza (made 369) 1947-49
518 - Frank Ramsey (made 346) 1951-52,54
516 - Winston Bennett (made 368) 1983-88
487 - Cliff Hagan (made 341) 1951-52,54
455 - Rick Robey (made 329) 1975-78
441 - Jack Givens (made 352) 1975-78

FREE THROW PERCENTAGE

Season:

*91.2 - Kyle Macy (104-114) 1980
89.6 - Jim Master (95-106) 1982
89.2 - Kyle Macy (115-129) 1978
88.2 - Kent Hollenbeck (82-93) 1971
88.1 - Bennie Coffman (67-76) 1960
87.5 - Ronnie Lyons (70-80) 1972
87.3 - Dirk Minniefield (55-63) 1981
87.1 - Ed Davender (149-171) 1987-88
86.8 - Kyle Macy (112-129) 1979
85.5 - Scotty Baesler (59-69) 1963

Season:

By a Freshman —
85.7 - Jim Master (48-56) 1980-81
By a Sophomore —
89.6 - Jim Master (95-106) 1981-82
By a Junior —
86.8 - Kyle Macy (112-129) 1978-79
By a Senior —
91.2 - Kyle Macy (104-114) 1979-80



Kyle Macy



Jim Master

Career: (min. 200 atts.)

*89.0 - Kyle Macy (331-372) 1978-80
84.9 - Jim Master (259-305) 1981-84
83.4 - Louie Dampier (297-356) 1965-67
80.0 - Tom Parker (180-225) 1970-72
79.8 - Jack Givens (352-441) 1975-78
79.2 - Ed Davender (438-553) 1984-88
78.5 - Mike Casey (241-307) 1968-69,71
77.8 - Kevin Grevey (259-333) 1973-75
77.3 - Dirk Minniefield (225-291) 1980-83
75.8 - Derrick Hord (270-356) 1980-83

* Also Southeastern Conference Record

YEAR-BY-YEAR FREE THROW LEADERS

Year	Player	Class	POS	FTM	FTA	Pct.
1945-46	Wilbur Schu	SR.	G	58	82	70.7
1946-47	Kenneth Rollins	JR.	G	86	107	80.3
1947-48	Kenneth Rollins	SR.	G	67	92	72.8
1948-49	Alex Groza	SR.	C	180	248	72.5
1949-50	Bill Spivey	SO.	C	128	176	72.7
1950-51	Shelby Linville	JR.	F	53	70	75.7
1951-52	Cliff Hagan	JR.	C	164	235	69.7
1953-54	Bill Evans	JR.	F	49	63	77.8
1954-55	Bill Evans	SR.	F	81	109	74.3
1955-56	Bob Burrow	SR.	C	114	171	66.7
	Vernon Hatton	SO.	G	100	150	66.7
1956-57	Johnny Cox	SO.	F.	138	180	76.6
1957-58	Vernon Hatton	SR.	G	112	144	77.7
1958-59	Don Mills	JR.	C	101	122	82.7
1959-60	Bennie Coffman	SR.	G	67	76	88.1
1960-61	Larry Pursiful	JR.	G	99	118	83.8
1961-62	Larry Pursiful	SR.	G	89	109	81.6
1962-63	Scotty Baesler	SR.	G	59	69	85.5
1963-64	Terry Mobley	JR.	G	43	56	76.7
1964-65	Louie Dampier	SO.	G	84	100	84.0
1965-66	Tommy Kron	SR.	G	57	67	85.1
1966-67	Louie Dampier	SR.	G	99	119	83.1
1967-68	Mike Casey	SO.	G	79	96	82.3
1968-69	Dan Issel	JR.	C	176	232	75.9
1969-70	Dan Issel	SR.	C	210	275	76.4
1970-71	Kent Hollenbeck	JR.	G	82	93	88.2
1971-72	Ronnie Lyons	SO.	G	70	80	87.5
1972-73	Mike Flynn	SO.	G	55	75	73.3
1973-74	Kevin Grevey	JR.	F	83	100	83.0
1974-75	Rick Robey	FR.	C	51	63	81.0
1975-76	Jack Givens	SO.	F	116	140	82.9
1976-77	Jack Givens	JR.	F	94	113	83.2
1977-78	Kyle Macy	SO.	G	115	129	89.2
1978-79	Kyle Macy	JR.	G	112	129	86.8
1979-80	Kyle Macy	SR.	G	104	114	91.2
1980-81	Dirk Minniefield	SO.	G	55	63	87.3
1981-82	Jim Master	SO.	G	95	106	89.6
1982-83	Derrick Hord	SR.	F	65	79	82.3
1983-84	Jim Master	SR.	G	60	74	81.1
1984-85	Kenny Walker	JR.	F	218	284	76.8
1985-86	Ed Davender	SO.	G	104	131	79.4
1986-87	Ed Davender	JR.	G	107	145	73.8
1987-88	Ed Davender	SR.	G	149	171	87.1

RECORDS

ASSISTS
(kept since 1961-62 season)

Game:

14 - Dirk Minniefield, Villanova at UK Dec. 4, 1982
14 - Dicky Beal, UK vs. Brigham Young March 17, 1984

Season:

232 - Roger Harden 1986
188 - Dirk Minniefield 1982
181 - Dirk Minniefield 1983
178 - Kyle Macy 1978
163 - Kyle Macy 1980
151 - Dirk Minniefield 1981
143 - Larry Johnson 1977
142 - Roger Harden 1985
133 - Dicky Beal 1984
131 - Ed Davender 1988
129 - Kyle Macy 1979
129 - Mike Casey 1969

Season:

By a Freshman —
126 - Dirk Minniefield 1979-80
By a Sophomore —
178 - Kyle Macy 1977-78
By a Junior —
188 - Dirk Minniefield 1981-82
By a Senior —
232 - Roger Harden 1985-86

Career:

646 - Dirk Minniefield 1980-83
498 - Roger Harden 1983-86
470 - Kyle Macy 1978-80
436 - Ed Davender 1984-88
319 - Larry Johnson 1974-77
301 - Dicky Beal 1981-84
270 - Jack Givens 1975-78
264 - Jimmy Dan Conner 1973-75
264 - Jim Master 1981-84
260 - Mike Casey 1968-69,71

YEAR-BY-YEAR ASSIST LEADERS

Year	Player	Class	POS	G	Asst.	Average
1961-62	Scotty Baesler	JR.	G	26	112	4.3
1962-63	Cotton Nash	JR.	F-C	25	66	2.6
1963-64	Larry Conley	SO.	F-C	27	112	4.2
1964-65	Larry Conley	JR.	F-C	25	81	3.2
1965-66	Larry Conley	SR.	F	29	100	3.4
1966-67	Pat Riley	SR.	F	26	68	2.6
1967-68	Mike Pratt	SO.	F	27	82	3.0
1968-69	Mike Casey	JR.	G	8	129	4.6
1969-70	Mike Pratt	SR.	F	28	99	3.5
1970-71	Larry Steele	SR.	F	24	93	3.9
1971-72	Stan Key	SR.	G	28	89	3.2
1972-73	Jimmy Dan Connor	SO.	G	28	83	3.0
1973-74	Mike Flynn	JR.	G	26	83	3.2
1974-75	Jimmy Dan Connor	SR.	G	31	106	3.4
	Mike Flynn	SR.	G	31	106	3.4
1975-76	Larry Johnson	JR.	G	30	98	3.3
1976-77	Larry Johnson	SR.	G	30	143	4.8
1977-78	Kyle Macy	SO.	G	32	178	5.6
1978-79	Kyle Macy	JR.	G	31	129	4.2
1979-80	Kyle Macy	SR.	G	35	163	4.7
1980-81	Dirk Minniefield	SO.	G	28	151	5.4
1981-82	Dirk Minniefield	JR.	G	30	188	6.3
1982-83	Dirk Minniefield	SR.	G	31	181	5.8
1983-84	Dicky Beal	SR.	G	30	133	4.4
1984-85	Roger Harden	JR.	G	30	142	4.7
1985-86	Roger Harden	SR.	G	36	232	6.4
1986-87	Rex Chapman	FR.	G	29	103	3.6
1987-88	Ed Davender	SR.	G	33	131	4.0



Dirk Minniefield is Kentucky's career leader in assists with 646.

RECORDS

TEAM RECORDS

POINTS

Game:

*143 - UK vs. Georgia (143-66) 1956
126 - UK vs. So. Carolina (126-81) 1980
121 - UK vs. LSU (121-95) 1968
121 - UK vs. LSU (121-105) 1970
121 - UK vs. Ole Miss (121-86) 1971
121 - UK vs. W. Texas St. (121-67) 1979

Game (Both Teams):

234 - UK vs. Northwestern (118-116) 1966
226 - UK vs. LSU (121-105) 1970
216 - UK vs. LSU (121-95) 1968
216 - UK vs. Michigan (112-104) 1969
215 - UK vs. Northwestern (115-100) 1971

Season:

*2,109 1951
1,817 1952
1,680 1955
1,615 1954
1,562 1958
1,442 1975
1,390 1970
1,374 1969
1,368 1966

REBOUNDS PER GAME

Season:

*64.6 - (1,615 in 25 games) 1954
64.6 - (1,680 in 26 games) 1955
62.0 - (2,109 in 34 games) 1951
57.7 - (1,502 in 26 games) 1956
56.8 - (1,817 in 32 games) 1952

MARGIN OF VICTORY

Game:

77 - UK vs. Georgia (143-66) 1956
72 - UK vs. Wabash (92-24) 1947
72 - UK vs. Western Ontario (90-18) 1950
69 - UK vs. Oglethorpe (81-12) 1934
69 - UK vs. Arkansas State (75-6) 1945
69 - UK vs. Vanderbilt (98-29) 1947
66 - UK vs. Auburn (84-18) 1947

POINTS PER GAME

Season:

*96.8 - 2,709 in 28 games 1970
95.4 - 2,670 in 28 games 1971
92.2 - 2,858 in 31 games 1975
90.8 - 2,542 in 28 games 1969
88.9 - 2,400 in 27 games 1968

FIELD GOALS MADE

Season:

*1,197 - (2,412 attempts) 1975
1,099 - (2,205 attempts) 1970
1,082 - (3,456 attempts) 1948
1,077 - (2,129 attempts) 1971
1,043 - (2,829 attempts) 1952
1,040 - (1,922 attempts) 1978
1,038 - (2,022 attempts) 1980
1,030 - (2,003 attempts) 1986
1,029 - (3,013 attempts) 1951
1,018 - (3,232 attempts) 1947
1,017 - (2,079 attempts) 1966

FIELD GOALS ATTEMPTED

Season:

*3,465 - (made 1,082) 1948
3,232 - (made 1,018) 1947
3,013 - (made 1,029) 1951
2,829 - (made 1,043) 1952
2,756 - (made 903) 1949
2,412 - (made 1197) 1975

FIELD GOAL PERCENTAGE

Season:

*55.6 - (869 of 1,564) 1983
54.1 - (1,040 of 1,922) 1978
51.5 - (900 of 1,749) 1984
51.4 - (1,030 of 2,003) 1986
51.3 - (1,038 of 2,022) 1980
51.1 - (827 of 1,618) 1983

FREE THROWS MADE

Season:

666 - (858 attempts) 1979
613 - (808 attempts) 1978
609 - (802 attempts) 1980
606 - (841 attempts) 1986
604 - (797 attempts) 1988

FREE THROWS ATTEMPTED

Season:

865 - (made 605) 1952
858 - (made 666) 1979
841 - (made 606) 1986
841 - (made 526) 1948
829 - (made 579) 1957

FREE THROW PERCENTAGE

Game (min. 10 made):

*100.0 - UK vs. Miss. State (19-19) 1983
*100.0 - UK vs. Georgia (12-12) 1988
*100.0 - UK vs. Alabama (11-11) 1934
*100.0 - UK vs. Vanderbilt (11-11) 1974
95.5 - UK vs. Georgia (21-22) 1973
95.2 - UK vs. Georgia (20-21) 1979

Season:

77.6 - (666 of 858) 1979
76.7 - (429 of 559) 1967
76.6 - (517 of 675) 1965
75.9 - (613 of 808) 1978
75.9 - (609 of 802) 1980

GAMES PLAYED

Season:

*39 - (36-3) 1948
37 - (34-3) 1947
36 - (32-4) 1986
35 - (29-6) 1980
34 - (32-2) 1949
34 - (32-2) 1951
34 - (29-5) 1984

TOTAL WINS

Season:

*36 - (lost 3) 1948
34 - (lost 3) 1947
32 - (lost 2) 1949
32 - (lost 2) 1951
32 - (lost 4) 1986
30 - (lost 2) 1978
29 - (lost 6) 1980
29 - (lost 5) 1984
27 - (lost 2) 1966
27 - (lost 6) 1988
26 - (lost 2) 1970
26 - (lost 5) 1975
26 - (lost 4) 1977

TOTAL LOSSES

Season:

13 - (12-13) 1927
13 - (13-13) 1967
13 - (13-13) 1974
13 - (18-13) 1985
12 - (19-12) 1979

CONFERENCE WINS

Season:

*17 - (lost 1) 1986
*17 - (lost 1) 1970
16 - (lost 2) 1969
16 - (lost 2) 1971
16 - (lost 2) 1977
16 - (lost 2) 1978

CONFERENCE LOSSES

Season:

10 - (8-10) 1967
9 - (9-9) 1974
8 - (10-8) 1979
8 - (10-8) 1987
7 - (11-7) 1976
7 - (11-7) 1985

CONSECUTIVE WINS

*32 1954-55
26 1945-47
25 1965-66
24 1933-34
23 1951-52
21 1950-51

CONSECUTIVE CONFERENCE WINS

*51 1950-54
43 1946-50
32 1933-36

*Southeastern Conference Record

RECORDS

ALL-TIME WINNING STREAKS

OVERALL

No.	Began	Ended
32	Dec. 5, 1953 vs. Temple (H) 86-59	Jan. 8, 1955 vs. Georgia Tech (H) 58-59
26	Jan. 28, 1946 vs. Georgia Tech (H) 54-26	Dec. 30, 1946 vs. Oklahoma A&M (N) 31-37
25	Feb. 27, 1965 vs. Tennessee (H) 61-60	March 5, 1966 vs. Tennessee (A) 62-69
24	Feb. 6, 1933 vs. Mexico (H) 81-22	Feb. 24, 1934 vs. Florida (N) 32-38
23	Jan. 2, 1952 vs. Mississippi (H) 116-58	March 22, 1952 vs. St. John's (N) 57-64
21	Jan. 11, 1949 vs. Bowling Green (N) 63-61	March 14, 1949 vs. Loyola of Chicago (N) 56-67
21	Dec. 30, 1950 vs. Syracuse (N) 69-59	March 3, 1951 vs. Vanderbilt (N) 57-61
18	Feb. 5, 1948 vs. Alabama (A) 41-31	March 31, 1948 vs. Phillips Oilers (N) 49-53
16	March 1, 1958 vs. Tennessee (A) 77-66	Jan. 6, 1959 vs. Vanderbilt (A) 66-75
16	Dec. 11, 1961 vs. St. Louis (H) 86-77	Feb. 12, 1962 vs. Mississippi State (H) 44-49
16	March 15, 1969 vs. Miami Ohio (N) 72-71	Jan. 31, 1970 vs. Vanderbilt (A) 81-87
16	Feb. 21, 1976 vs. Florida (H) 96-89	Dec. 18, 1976 vs. Utah (H) 68-70
16	Feb. 13, 1978 vs. Mississippi (A) 64-52	Dec. 16, 1978 vs. Indiana (A) 67-68

HOMECOURT STREAKS

No.	Began	Ended
129	Jan. 4, 1943 vs. Ft. Knox 64-30	Jan. 8, 1955 vs. Georgia Tech 58-59
39	Jan. 10, 1933 vs. South Carolina 44-36	Feb. 22, 1936 vs. Creighton 29-31
30	Dec. 1, 1980 vs. East Tennessee 62-57	March 6, 1982 vs. Alabama 46-48
28	Dec. 21, 1957 vs. Minnesota 78-58	Dec. 19, 1959 vs. West Virginia 70-79
28	Dec. 20, 1968 vs. Michigan 112-104	Dec. 19, 1970 vs. Purdue 83-89
27	Jan. 11, 1930, vs. Creighton 25-21	Feb. 20, 1932 vs. Vanderbilt 31-32
26	Jan. 22, 1977 vs. LSU 87-72	Dec. 22, 1978 vs. Texas A&M 69-73
24	Feb. 28, 1985 vs. Tennessee 92-67	Jan. 7, 1987 vs. Alabama 55-69
23	Jan. 17, 1983 vs. Florida 70-63	Dec. 4, 1984 vs. SMU 54-56
21	Jan. 18, 1965 vs. Auburn 73-67	Dec. 5, 1966 vs. Illinois 97-98

BIGGEST WINS

Margin	Opponent (Site)	Score	Date
77	Georgia (Louisville)	143-66	Feb. 27, 1956
72	Wabash (H)	96-24	Dec. 28, 1946
72	Western Ontario (H)	90-18	Dec. 10, 1949
69	Oglethorpe (H)	81-12	Dec. 13, 1934
69	Arkansas State (H)	75- 6	Jan. 8, 1945
69	Vanderbilt (Louisville)	98-29	Feb. 27, 1947
66	Auburn (Louisville)	84-18	Feb. 28, 1947
65	Texas A&M (H)	83-18	Dec. 14, 1946
59	Mexico U. (H)	81-22	Feb. 6, 1933
58	Mississippi (Owensboro)	116-58	Jan. 2, 1952

BIGGEST LOSSES

Margin	Opponent (Site)	Score	Date
70	Central (A)	17-87	Jan. 28, 1910
47	Wabash (A)	10-57	Jan. 6, 1925
42	Central (A)	9-51	March 11, 1910
41	Rose Poly (A)	11-52	Feb. 10, 1910
39	City College of New York (N)	50-89	March 14, 1950
38	Cincinnati (H)	10-48	Dec. 18, 1926
37	Christ Church, Cin. (A)	17-54	Feb. 15, 1906
35	Louisiana State (H)	41-76	Jan. 18, 1987
32	Georgia Tech (A)	16-48	Jan. 22, 1927
30	Cincinnati, (A)	17-47	Feb. 7, 1910
30	Maryland (A)	7-37	Jan. 19, 1928

OVERTIME GAMES

Year	Opponent	Result
1909-10	Ky. Wesleyan	W 14-12*
1917-18	Centre	W 22-20***
1919-20	Centre	L 18-20*
1928-29	Miami, Ohio	W 43-42***
1929-30	Washington & Lee	W 28-26*
1929-30	Tennessee	L 24-29*
1930-31	Tennessee	W 36-32*
1938-39	Tennessee	W 6-34**
1944-45	Ohio State	W 53-48*
	Long Island	W 62-52*
	Notre Dame	L 58-59*
1949-50	Villanova	W 57-56*
1950-51	St. Louis	L 42-43*
1957-58	Temple	W 85-83***
	Alabama	W 45-43*
1958-59	Maryland	W 58-56*
1959-60	Kansas	W 77-72*
1960-61	St. Louis	L 72-74*
1962-63	Georgia Tech	L 85-86**
	Tennessee	L 69-78*
1965-66	Georgia	W 69-65**
1966-67	Illinois	L 97-98*
	Vanderbilt	L 89-91*
	Tennessee	L 50-52**
	Mississippi State	L 72-77*
1968-69	Alabama	W 83-70*
1971-72	Indiana	L 89-90**
	Vanderbilt	W 85-80*
1972-73	Mississippi State	W 100-87*
	Austin Peay	W 106-100*
1973-74	Auburn	L 97-99*
1975-76	Indiana	L 68-77*
	Tennessee	L 88-90*
	Auburn	L 84-91*
	Mississippi State	W 94-93*
1976-77	Georgia	W 64-59*
	Tennessee	L 67-71*
1977-78	Louisiana State	L 94-95*
1978-79	Kansas	W 67-66*
	Indiana	L 67-68*
	Auburn	W 86-83*
	Tennessee	L 69-75*
1979-80	Duke	L 76-82*
	Louisiana State	W 76-74*
1981-82	Kansas	W 77-74*
	Notre Dame	W 34-28*
	Auburn	L 1-83*
1982-83	Vanderbilt	W 82-77*
	Louisville	L 68-80*
1984-85	Auburn	W 49-47*
1986-87	Tennessee	W 91-84*
1987-88	Indiana	W 82-76*

* One Overtime
** Two Overtimes
*** Three Overtimes

RECORDS

YEAR-BY-YEAR TEAM STATS

	G	FGM - FGA	Pct.	FTM - FTA	Pct.	REB - Avg.	PF - D - A	BS	ST	PTS - Avg.
1945-46										
UK	30	725		371 - 613	60.5		469			1821 - 60.7
Opponents	30									1198 - 39.9
1946-47										
UK	37	1018 - 3232	31.5	500 - 781	64.0		682			2536 - 68.5
Opponents	37									1416 - 38.3
1947-48										
UK	39	1082 - 3465	31.2	526 - 841	62.5		764			2690 - 69.0
Opponents	39		23.2							1730 - 44.4
1948-49										
UK	34	903 - 2756	32.8	514 - 728	70.6		636			2320 - 68.2
Opponents	34	538 - 2216	24.3	454 - 756	60.1		635			1530 - 45.0
1949-50										
UK	30	823 - 2485	33.1	443 - 673	65.8		604			2089 - 69.6
Opponents	30	625 - 2270	27.5	446 - 725	61.5		558			1696 - 56.5
1950-51										
UK	34	1029 - 3013	34.2	482 - 744	64.8	2109 - 62.0	648 - 471			2540 - 74.7
Opponents	34	656 - 2422	27.0	471 - 786	59.9	1357 - 39.9	623 - 265			1783 - 52.4
1951-52										
UK	32	1043 - 2829	36.9	549 - 865	63.5	1817 - 56.8	707 - 497			2635 - 82.3
Opponents	32	658 - 2219	29.7	458 - 786	58.3	1164 - 36.4	731 - 188			1774 - 55.4
1952-53										
		No Schedule (Under Suspension by NCAA)								
1953-54										
UK	25	829 - 2162	38.3	529 - 780	67.8	1318 - 52.7	582 - 35			2187 - 87.5
Opponents	25	481 - 1574	30.6	546 - 872	62.6	851 - 34.0	500 - 27			1508 - 60.3
1954-55										
UK	26	781 - 2123	36.8	425 - 675	63.0	1680 - 64.6	481			1987 - 76.4
Opponents	26	527 - 1741	30.3	534 - 824	64.8	1120 - 43.1	400			1588 - 61.1
1955-56										
UK	26	862 - 2078	41.5	473 - 729	64.9	1502 - 57.8	490			2197 - 84.5
Opponents	26	628 - 1750	35.9	546 - 828	65.9	1094 - 42.1	548			1802 - 69.3
1956-57										
UK	28	889 - 2191	40.6	579 - 829	69.8	1550 - 55.4	524			2357 - 84.2
Opponents	28	673 - 1971	34.1	607 - 883	68.7	1109 - 39.6	478			1953 - 69.8
1957-58										
UK	29	832 - 2223	37.3	502 - 680	73.8	1562 - 53.9	474			2166 - 74.7
Opponents	29	690 - 1945	35.5	437 - 635	68.8	1227 - 42.3	494			1817 - 62.7
1958-59										
UK	27	778 - 1922	40.5	570 - 758	75.2	1361 - 50.4	513			2126 - 78.7
Opponents	27	623 - 1687	36.9	491 - 720	68.2	1117 - 41.4	539			1737 - 64.3
1959-60										
UK	25	667 - 1741	38.3	504 - 700	72.0	1317 - 52.7	502			1838 - 73.5
Opponents	25	559 - 1547	36.1	524 - 725	72.3	1142 - 45.7	509			1642 - 65.7
1960-61										
UK	28	726 - 1928	37.7	575 - 793	72.5	1438 - 51.4	551			2027 - 72.4
Opponents	28	663 - 1665	39.8	532 - 781	68.1	1233 - 44.0	546			1858 - 66.4
1961-62										
UK	26	822 - 1895	43.4	497 - 666	74.6	1399 - 53.8	483 - 16 - 343			2141 - 82.3
Opponents	26	637 - 1733	36.8	430 - 623	69.0	1090 - 41.9	476 - 18 - 168			1704 - 65.5
1962-63										
UK	25	724 - 1786	40.5	445 - 638	69.7	1284 - 51.4	461 - 13 - 237			1893 - 75.7
Opponents	25	640 - 1568	40.8	417 - 611	68.2	1093 - 43.7	472 - 26 - 119			1697 - 67.9
1963-64										
UK	27	936 - 2096	44.7	454 - 605	75.0	1355 - 50.2	520 - 20 - 396			2326 - 86.1
Opponents	27	727 - 1839	39.5	500 - 700	71.4	1268 - 47.0	482 - 15 - 141			1954 - 72.4
1964-65										
UK	25	796 - 1771	49.4	517 - 675	76.6	1103 - 44.1	504 - 27 - 260			2109 - 84.4
Opponents	25	729 - 1643	44.4	456 - 659	69.2	1147 - 45.9	526 - 22 - 153			1914 - 76.6
1965-66										
UK	29	1017 - 2079	48.9	485 - 648	74.8	1368 - 47.2	539 - 18 - 293			2519 - 86.9
Opponents	29	770 - 1916	40.2	488 - 690	70.7	1205 - 41.6	515 - 17 - 120			2028 - 69.9

RECORDS

YEAR-BY-YEAR TEAM STATS

	G	FGM -	FGA	Pct.	FTM -	FTA	Pct.	REB -	Avg.	PF -	D	A	BS	ST	PTS -	Avg.
1966-67																
UK	26	861 -	1760	48.9	429 -	559	76.7	1071 -	41.2	508 -	21	270			2151 -	82.7
Opponents	26	775 -	1698	45.6	462 -	675	68.4	1105 -	42.5	430 -	11	152			2012 -	77.4
1967-68																
UK	27	979 -	2082	47.0	442 -	624	70.8	1333 -	49.4	493 -	7	331			2400 -	88.9
Opponents	27	831 -	1903	43.7	443 -	630	70.3	1212 -	44.9	518 -	17	200			2103 -	77.9
1968-69																
UK	28	1015 -	2071	49.0	512 -	688	74.4	1374 -	49.1	528 -	16	499			2542 -	90.8
Opponents	28	864 -	1944	44.4	469 -	685	68.5	1154 -	41.5	513 -	17	233			2199 -	78.5
1969-70																
UK	28	1099 -	2205	49.8	511 -	686	74.5	1390 -	49.6	548 -	16	432			2709 -	96.8
Opponents	28	860 -	1898	45.3	534 -	740	72.2	1135 -	40.5	513 -	18	215			2254 -	80.5
1970-71																
UK	28	1077 -	2129	50.6	516 -	688	75.0	1340 -	47.9	556 -	13	425			2670 -	95.4
Opponents	28	915 -	2080	44.0	543 -	739	73.5	1245 -	44.5	537 -	18	250			2373 -	84.8
1971-72																
UK	28	916 -	1866	49.1	479 -	655	73.1	1214 -	43.4	481 -	20	392			2311 -	82.5
Opponents	28	839 -	1883	44.6	415 -	630	65.9	1171 -	41.8	505 -	15	275			2093 -	74.8
1972-73																
UK	28	1002 -	2070	48.4	337 -	484	69.6	1292 -	46.1	536 -	18	396			2341 -	83.6
Opponents	28	888 -	1978	45.0	322 -	491	65.6	1182 -	42.2	540 -	24	308			2098 -	74.9
1973-74																
UK	26	845 -	1699	49.7	348 -	481	72.3	991 -	38.1	521 -	17	324			2038 -	78.4
Opponents	26	835 -	1743	47.9	317 -	455	69.7	990 -	38.1	523 -	20	306			1987 -	76.4
1974-75																
UK	31	1197 -	2412	49.6	464 -	664	69.9	1442 -	46.5	767 -	27	479			2858 -	92.2
Opponents	31	925 -	2096	44.1	584 -	828	70.5	1274 -	41.1	633 -	20	367			2434 -	78.5
1975-76																
UK	30	981 -	2027	48.4	453 -	637	71.1	1250 -	41.7	632 -	25	394			2415 -	80.5
Opponents	30	938 -	1998	46.9	469 -	667	70.3	1098 -	36.6	625 -	27	353			2345 -	78.2
1976-77																
UK	30	1009 -	2015	50.1	491 -	697	70.5	1249 -	41.6	648 -	15	513			2509 -	83.6
Opponents	30	818 -	1828	44.9	434 -	608	71.4	1036 -	34.5	682 -	38	432			2070 -	69.1
1977-78																
UK	32	1040 -	1922	54.1	613 -	808	75.9	1171 -	36.6	733 -	18	554			2693 -	84.2
Opponents	32	878 -	1889	46.5	478 -	718	66.6	1000 -	31.3	756 -	50	512			2234 -	69.8
1978-79																
UK	31	890 -	1799	49.5	666 -	858	77.6	1034 -	33.4	715 -	30	392	59	208	2446 -	78.9
Opponents	31	886 -	1788	49.6	508 -	719	70.7	995 -	32.1	838 -	53	435	90	191	2280 -	73.6
1979-80																
UK	35	1038 -	2022	51.3	609 -	802	75.9	1265 -	36.1	755 -	32	538	125	216	2685 -	76.7
Opponents	35	880 -	1971	44.7	563 -	794	70.9	1052 -	30.1	753 -	33	440	77	242	2323 -	66.4
1980-81																
UK	28	781 -	1602	48.8	478 -	664	72.0	995 -	35.5	616 -	22	402	122	143	2040 -	72.9
Opponents	28	651 -	1494	43.6	458 -	640	71.6	899 -	32.1	616 -	20	333	48	154	1760 -	62.9
1981-82																
UK	30	827 -	1618	51.1	545 -	727	75.0	940 -	31.3	571 -	15	460	86	171	2199 -	73.3
Opponents	30	786 -	1681	46.8	421 -	604	69.7	926 -	30.9	639 -	36	439	86	176	1991 -	66.4
1982-83																
UK	31	869 -	1564	55.6	448 -	625	71.7	959 -	30.9	544 -	10	499	124	168	2186 -	70.5
Opponents	31	776 -	1788	43.4	385 -	560	68.8	950 -	30.6	616 -	28	415	63	277	1937 -	62.5
1983-84																
UK	34	900 -	1749	51.5	518 -	721	71.8	1157 -	34.0	618 -	13	562	158	176	2318 -	68.2
Opponents	34	796 -	1894	42.0	383 -	576	66.5	1024 -	30.1	696 -	32	438	61	199	1975 -	58.1
1984-85																
UK	31	773 -	1693	45.7	491 -	680	72.2	1035 -	33.4	600 -	23	441	78	174	2037 -	65.7
Opponents	31	785 -	1661	47.3	406 -	579	70.1	984 -	31.7	638 -	19	474	60	179	1918 -	61.8
1985-86																
UK	36	1030 -	2003	51.4	606 -	841	72.1	1191 -	33.1	642 -	12	612	97	280	2666 -	74.1
Opponents	36	886 -	1914	46.3	432 -	602	71.8	1031 -	28.6	759 -	28	442	86	192	2210 -	61.4
1986-87																
UK	29	747 -	1597	46.8	319 -	509	62.7	903 -	31.1	531 -	16	387	77	206	1965 -	67.8
Opponents	29	737 -	1550	47.5	387 -	545	71.0	963 -	33.2	532 -	23	381	72	183	1944 -	67.0
1987-88																
UK	33	963 -	1971	48.9	604 -	797	75.8	1163 -	35.2	529 -	11	502	104	246	2628 -	79.6
Opponents	33	883 -	1947	45.4	365 -	508	71.9	1049 -	31.8	673 -	23	454	68	198	2269 -	68.8

RECORDS

UK in Tournaments

OLYMPIC TRIALS TOURNAMENT

(One Appearance — Champions College Bracket)

1948 Won 2, Lost 1. Qualified as NCAA Champion. Defeated Louisville and Baylor for championship College Bracket. (Lost to AAU Champion Phillips Oilers in National Finals).

OLYMPIC GAMES

(One Appearance — One World Championship)

1948 Won 8, Lost 0. Kentucky participated along with the Phillips Oilers as the United States' basketball entry. Defeated France for the championship.

NATIONAL INVITATION TOURNAMENT (NIT)

(Seven Appearances — Two Championships)

1979 Won 0, Lost 1. Eliminated in first game by Clemson.
1976 Won 4, Lost 0. Defeated UNCC for championship.
1950 Won 0, Lost 1. Eliminated in first game by CCNY.
1949 Won 0, Lost 1. Eliminated in first game by Loyola (Chicago).
1947 Won 2, Lost 1. Defeated by Utah in championship game.
1946 Won 3, Lost 0. Defeated Rhode Island for championship.
1944 Won 2, Lost 1. Eliminated by St. John's in second game.

(For Dates, Sites and Scores See All-Time Record Section)

SOUTHERN INTERCOLLEGIATE ATHLETIC ASSOCIATION (SIAA TOURNAMENT)

(Three Appearances — One Championship)

1924 Won 0, Lost 1. Eliminated in first game by North Carolina.
1922 Won 1, Lost 1. Eliminated in second game by Mercer.
1921 Won 4, Lost 0. Defeated Georgia for championship.

SOUTHERN CONFERENCE TOURNAMENT

(Seven Appearances — No Championships)*

1932 Won 1, Lost 1. Eliminated in second game by North Carolina.
1931 Won 3, Lost 1. Eliminated by Maryland.
1930 Won 2, Lost 1. Eliminated in semi-finals by Duke.
1929 Won 1, Lost 1. Eliminated in second game by Georgia.
1928 Won 2, Lost 1. Eliminated in semi-finals by Mississippi.
1926 Won 2, Lost 1. Eliminated in semi-finals by Mississippi A&M.
1925 Won 1, Lost 1. Eliminated in second game by Georgia.

* Kentucky joined Southeastern Conference in 1933.

SUGAR BOWL TOURNAMENT

(Ten Appearances — Five Championships)

1963 Won 2, Lost 0. Defeated Duke for championship.
1956 Won 2, Lost 0. Defeated Houston for championship.
1950 Won 1, Lost 1. Defeated in first game by St. Louis. Defeated Syracuse in consolation game.
1951 Won 1, Lost 1. Defeated in championship game by St. Louis.
1950 Won 0, Lost 1. Eliminated in first game by St. Louis.
1949 Won 2, Lost 0. Defeated Bradley for championship.
1948 Won 1, Lost 1. Eliminated in finals by St. Louis.
1946 Won 0, Lost 1. Lost to Oklahoma A&M.
1940 Won 0, Lost 1. Lost to Indiana.
1939 Won 1, Lost 0. Defeated Ohio State for championship.
1937 Won 1, Lost 0. Defeated Pittsburgh for championship.

(For Dates, Sites, and Scores See All-Time Record Section)

GREAT ALASKA SHOOTOUT

(One Appearance — One Championship)

1979 Won 2, Lost 0. Defeated Iona for championship.

NCAA TOURNAMENT YEAR-BY-YEAR

Kentucky In The NCAA Tournament

1942	Illinois	Won 46-44
	Dartmouth	Lost 28-47
1945	Ohio State	Lost 37-45
	Tufts	Won 66-56
1948	Columbia	Won 76-53
	Holy Cross	Won 60-52
	Baylor	Won 58-42
1949	Villanova	Won 85-72
	Illinois	Won 76-47
	Oklahoma State	Won 46-36
1951	Louisville	Won 79-68
	St. John's	Won 59-43
	Illinois	Won 76-74
	Kansas State	Won 68-58
1952	Penn State	Won 82-54
	St. John's	Lost 57-64
1955	Marquette	Lost 71-79
	Penn State	Won 84-59
1956	Wayne University	Won 84-64
	Iowa	Lost 77-89
1957	Pittsburgh	Won 98-92
	Michigan State	Lost 68-80
1958	Miami, Ohio	Won 94-70
	Notre Dame	Won 89-56
	Temple	Won 61-60
	Seattle	Won 84-72
1959	Louisville	Lost 61-76
	Marquette	Won 98-69
1961	Morehead	Won 71-64
	Ohio State	Lost 74-87
1962	Butler	Won 81-60
	Ohio State	Lost 64-74
1964	Ohio University	Lost 69-85
	Loyola, Chicago	Lost 91-100
1966	Dayton	Won 86-79
	Michigan	Won 84-77
	Duke	Won 83-79
	Texas-El Paso	Lost 65-72
1968	Marquette	Won 107-89
	Ohio State	Lost 81-82
1969	Marquette	Lost 74-81
	Miami, Ohio	Won 72-71
1970	Notre Dame	Won 109-99
	Jacksonville	Lost 100-106
1971	Western Kentucky	Lost 83-107
	Marquette	Lost 74-91
1972	Marquette	Won 83-69
	Florida State	Lost 54-73
1973	Austin Peay	Won 106-100
	Indiana	Lost 65-72
1975	Marquette	Won 76-54
	Central Michigan	Won 90-73
	Indiana	Won 92-90
	Syracuse	Won 95-79
	UCLA	Lost 85-92
1977	Princeton	Won 72-58
	Virginia Military Institute	Won 93-78
	North Carolina	Lost 72-79
1978	Florida State	Won 85-76
	Miami, Ohio	Won 91-69
	Michigan State	Won 52-49
	Arkansas	Won 64-59
	Duke	Won 94-88
1980	Florida State	Won 97-78
	Duke	Lost 54-55
1981	Alabama-Birmingham	Lost 62-69
1982	Middle Tennessee	Lost 44-50
1983	Ohio University	Won 57-40
	Indiana	Won 64-59
	Louisville	Lost 68-80 (O.T.)
1984	Brigham Young	Won 94-68
	Louisville	Won 72-67
	Illinois	Won 54-51
	Georgetown	Lost 40-53
1985	Washington	Won 66-58
	Nevada-Las Vegas	Won 64-61
	St. John's	Lost 70-86
1986	Davidson	Won 75-55
	Western Kentucky	Won 71-64
	Alabama	Won 68-63
	Louisiana State	Lost 57-59
1987	Ohio State	Lost 77-91
1988	Southern	Won 99-84
	Maryland	Won 40-81
	Villanova	Lost 74-80

RECORDS

1,000 Point Scorers

Dan Issel—2,138 points



Year	G	FGM	FGA	Pct.	FTM	FTA	Pct.	TP	Avg.
1967-68	27	171	390	43.8	102	154	66.2	444	16.4
1968-69	28	285	534	53.4	176	232	75.9	746	26.6
1969-70	28	369	667	55.3	210	275	76.4	948	33.9
TOTALS	**83**	**825**	**1591**	**51.9**	**488**	**661**	**73.8**	**2138**	**25.8**



Kenny Walker—2,080 points

Year	G	FGM	FGA	Pct.	FTM	FTA	Pct.	TP	Avg.
1982-83	31	88	144	61.1	51	77	66.2	227	7.3
1983-84	34	171	308	55.5	80	109	73.4	422	12.4
1984-85	31	246	440	55.9	218	284	76.8	710	22.9
1985-86	36	260	447	58.2	201	263	76.4	721	20.0
TOTALS	**132**	**765**	**1339**	**57.1**	**550**	**733**	**75.0**	**2080**	**15.8**

Jack Givens—2,038 points



Year	G	FGM	FGA	Pct.	FTM	FTA	Pct.	TP	Avg.
1974-75	31	126	255	49.4	40	54	74.1	292	9.4
1975-76	30	243	494	49.2	116	140	82.9	602	20.1
1976-77	30	236	459	51.4	94	113	83.2	566	18.9
1977-78	32	238	430	55.4	102	134	76.2	578	18.1
TOTALS	**123**	**843**	**1638**	**51.5**	**352**	**441**	**79.8**	**2038**	**16.6**



Kevin Grevey—1,801 points

Year	G	FGM	FGA	Pct.	FTM	FTA	Pct.	TP	Avg.
1972-73	28	236	441	53.5	52	76	68.4	524	18.7
1973-74	25	232	457	50.8	83	100	83.0	547	21.9
1974-75	31	303	592	51.2	124	157	79.0	730	23.6
TOTALS	**84**	**771**	**1490**	**51.7**	**259**	**333**	**77.8**	**1801**	**21.4**

Cotton Nash—1,770 points



Year	G	FGM	FGA	Pct.	FTM	FTA	Pct.	TP	Avg.
1961-62	26	221	489	45.2	166	218	76.1	608	23.4
1962-63	25	176	471	37.3	162	236	68.6	514	20.6
1963-64	27	248	588	42.1	152	198	76.7	648	24.0
TOTALS	**78**	**645**	**1548**	**41.7**	**480**	**652**	**73.6**	**1770**	**22.7**

RECORDS

1,000 Point Scorers



Alex Groza—1,744 points

Year	G	FGM	FGA	Pct.	FTM	FTA	Pct.	TP	Avg.
1944-45	10	62			41			165	16.5
1946-47	37	146	372	39.2	101	160	63.1	393	10.6
1947-48	39	200	530	37.7	88	140	62.9	488	12.5
1948-49	34	259	612	42.3	180	248	72.6	698	20.5
TOTALS	**120**	**667**			**410**			**1744**	**14.5**

Ed Davender—1,637 points



Year	G	FGM	FGA	Pct.	FTM	FTA	Pct.	TP	Avg.
1984-85	31	93	226	41.2	78	106	73.6	264	8.5
1985-86	36	155	354	43.8	104	131	79.4	414	11.5
1986-87	29	160	357	44.8	107	145	73.8	442	15.2
1987-88	33	173	371	46.6	149	171	87.1	517	19.0
TOTALS	**129**	**581**	**1308**	**44.4**	**438**	**553**	**79.2**	**1637**	**12.7**



Louie Dampier—1,575 points

Year	G	FGM	FGA	Pct.	FTM	FTA	Pct.	TP	Avg.
1964-65	25	171	334	51.2	84	100	84.0	426	17.0
1965-66	29	249	482	51.6	114	137	83.2	612	21.1
1966-67	26	219	443	49.4	99	119	83.1	537	20.6
TOTALS	**80**	**639**	**1259**	**50.8**	**297**	**356**	**83.4**	**1575**	**19.7**

Mike Casey—1,535 points



Year	G	FGM	FGA	Pct.	FTM	FTA	Pct.	TP	Avg.
1967-68	27	231	474	48.9	79	96	82.3	541	20.0
1968-69	28	228	494	46.2	78	103	75.7	534	19.1
1970-71	27	188	373	50.4	84	108	77.8	460	17.0
TOTALS	**82**	**647**	**1341**	**48.2**	**241**	**307**	**78.5**	**1535**	**18.7**



Ralph Beard—1,517 points

Year	G	FGM	FGA	Pct.	FTM	FTA	Pct.	TP	Avg.
1945-46	30	111			57	110	51.8	279	9.3
1946-47	37	157	469	33.5	78	115	67.8	392	10.6
1947-48	38	194	536	36.2	88	149	59.1	476	12.5
1948-49	34	144	481	29.9	82	115	71.3	370	10.9
TOTALS	**139**	**606**			**305**	**489**	**62.4**	**1517**	**10.9**

RECORDS

1,000 Point Scorers

Melvin Tupin—1,509 points



Year	G	FGM	FGA	Pct.	FTM	FTA	Pct.	TP	Avg.
1980-81	28	50	95	52.6	31	44	70.5	131	4.7
1981-82	30	160	275	58.2	72	106	67.9	392	13.1
1982-83	31	192	311	61.7	84	125	67.2	468	15.1
1983-84	34	224	378	59.3	70	94	74.5	518	15.2
TOTALS	**123**	**626**	**1059**	**59.1**	**257**	**369**	**69.6**	**1509**	**12.3**

Cliff Hagan—1,475 points



Year	G	FGM	FGA	Pct.	FTM	FTA	Pct.	TP	Avg.
1950-51	20	69	188	36.7	45	61	73.8	183	9.2
1951-52	32	264	633	41.7	164	235	69.8	692	21.6
1953-54	25	234	514	45.5	132	191	69.1	600	24.0
TOTALS	**77**	**567**	**1335**	**42.5**	**341**	**487**	**70.0**	**1475**	**19.2**

Pat Riley—1,464 points



Year	G	FGM	FGA	Pct.	FTM	FTA	Pct.	TP	Avg.
1964-65	25	160	370	43.2	55	89	61.8	375	15.0
1965-66	29	265	514	51.5	107	153	69.9	637	21.9
1966-67	26	165	373	44.2	122	156	78.2	452	17.4
TOTALS	**80**	**590**	**1257**	**46.9**	**284**	**398**	**71.4**	**1464**	**18.3**

Johnny Cox—1,461 points



Year	G	FGM	FGA	Pct.	FTM	FTA	Pct.	TP	Avg.
1956-57	28	203	490	41.4	138	180	76.7	544	19.4
1957-58	29	173	471	36.7	86	115	74.8	432	14.9
1958-59	27	188	464	40.5	109	146	74.6	485	17.9
TOTALS	**84**	**564**	**1425**	**40.0**	**333**	**441**	**75.5**	**1461**	**17.4**

Kyle Macy—1,411 points



Year	G	FGM	FGA	Pct.	FTM	FTA	Pct.	TP	Avg.
1977-78	32	143	267	53.6	115	129	89.2	401	12.5
1978-79	31	179	355	50.4	112	129	86.8	470	15.2
1979-80	35	218	415	52.5	104	114	91.2	540	15.4
TOTALS	**98**	**540**	**1037**	**52.1**	**331**	**372**	**89.0**	**1411**	**14.4**

RECORDS

1,000 Point Scorers



Winston Bennett—1,399 points

Year	G	FGM	FGA	Pct.	FTM	FTA	Pct.	TP	Avg.
1983-84	34	67	156	42.9	88	126	69.8	222	6.5
1984-85	30	82	191	42.9	52	77	67.5	216	7.2
1985-86	36	171	338	50.6	115	158	72.8	457	12.7
1987-88	33	195	380	51.3	113	155	72.9	504	15.3
TOTALS	**133**	**515**	**1065**	**48.4**	**368**	**516**	**71.3**	**1399**	**10.5**

Rick Robey—1,395 points



Year	G	FGM	FGA	Pct.	FTM	FTA	Pct.	TP	Avg.
1974-75	31	135	248	54.4	51	63	81.0	321	10.4
1975-76	12	73	130	56.2	41	56	73.2	187	15.6
1976-77	30	158	276	57.3	111	161	68.9	427	14.2
1977-78	32	167	263	63.5	126	175	72.0	460	14.4
TOTALS	**105**	**533**	**917**	**58.1**	**329**	**455**	**72.3**	**1395**	**13.3**



Mike Phillips—1,367 points

Year	G	FGM	FGA	Pct.	FTM	FTA	Pct.	TP	Avg.
1974-75	31	108	212	50.9	26	47	55.3	242	7.8
1975-76	30	199	367	54.2	69	117	59.0	467	15.6
1976-77	28	144	261	55.2	54	88	61.4	342	12.2
1977-78	31	125	210	59.5	66	87	75.9	316	10.2
TOTALS	**120**	**576**	**1050**	**54.9**	**215**	**339**	**63.4**	**1367**	**11.4**

Mike Pratt—1,359 points



Year	G	FGM	FGA	Pct.	FTM	FTA	Pct.	TP	Avg.
1967-68	27	152	334	45.5	76	111	68.5	380	14.1
1968-69	26	173	321	53.9	93	132	70.5	439	16.9
1969-70	28	219	470	46.6	102	145	70.3	540	19.3
TOTALS	**81**	**544**	**1125**	**48.4**	**271**	**388**	**69.8**	**1359**	**16.8**



Frank Ramsey—1,344 points

Year	G	FGM	FGA	Pct.	FTM	FTA	Pct.	TP	Avg.
1950-51	34	135	413	32.7	75	123	60.9	345	10.1
1951-52	32	185	470	39.3	139	214	64.9	509	15.9
1953-54	25	179	430	41.6	132	181	72.9	490	19.6
TOTALS	**91**	**499**	**1313**	**38.0**	**346**	**518**	**66.8**	**1344**	**14.8**

RECORDS

1,000 Point Scorers

Jim Andrews—1,320 points



Year	G	FGM	FGA	Pct.	FTM	FTA	Pct.	TP	Avg.
1970-71	24	64	122	52.5	28	45	62.2	156	6.5
1971-72	28	236	409	57.7	130	186	69.9	602	21.5
1972-73	28	243	434	56.0	76	110	69.1	562	20.1
TOTALS	**80**	**543**	**965**	**56.3**	**234**	**341**	**68.6**	**1320**	**16.5**



Sam Bowie—1,285 points

Year	G	FGM	FGA	Pct.	FTM	FTA	Pct.	TP	Avg.
1979-80	34	165	311	53.1	110	144	76.4	440	12.9
1980-81	28	185	356	52.0	118	164	72.0	488	17.4
1983-84	34	133	258	51.6	91	126	72.2	357	10.5
TOTALS	**96**	**483**	**925**	**52.2**	**319**	**434**	**73.5**	**1285**	**13.4**

Jim Master—1,283 points



Year	G	FGM	FGA	Pct.	FTM	FTA	Pct.	TP	Avg.
1980-81	27	64	142	45.1	48	56	85.7	176	6.5
1981-82	30	153	315	48.1	95	106	89.6	401	13.4
1982-83	31	166	313	53.0	56	69	81.2	388	12.5
1983-84	33	129	284	45.4	60	74	81.1	318	9.6
TOTALS	**121**	**512**	**1054**	**48.6**	**259**	**305**	**84.9**	**1283**	**10.6**



Tom Parker—1,238 points

Year	G	FGM	FGA	Pct.	FTM	FTA	Pct.	TP	Avg.
1969-70	25	117	232	50.4	26	35	74.3	260	10.4
1970-71	28	209	413	50.6	74	91	81.3	492	17.6
1971-72	27	203	429	47.3	80	101	79.2	486	18.0
TOTALS	**80**	**529**	**1074**	**49.3**	**180**	**227**	**79.3**	**1238**	**15.5**

Derrick Hord—1,220 points



Year	G	FGM	FGA	Pct.	FTM	FTA	Pct.	TP	Avg.
1979-80	35	78	166	47.0	49	64	76.6	205	5.9
1980-81	28	97	239	40.6	54	72	75.0	248	8.9
1981-82	30	194	394	49.2	102	131	77.9	490	16.3
1982-83	31	106	211	50.2	65	79	82.3	277	8.9
TOTALS	**124**	**475**	**1010**	**47.0**	**270**	**346**	**78.0**	**1220**	**9.8**

RECORDS

1,000 Point Scorers



Bill Spivey—1,213 points

Year	G	FGM	FGA	Pct.	FTM	FTA	Pct.	TP	Avg.
1949-50	30	225	619	36.3	128	176	72.7	578	19.3
1950-51	33	252	632	39.9	131	211	62.0	635	19.2
TOTALS	**63**	**477**	**1251**	**38.1**	**259**	**387**	**66.9**	**1213**	**19.3**

Vernon Hatton—1,153 points

Year	G	FGM	FGA	Pct.	FTM	FTA	Pct.	TP	Avg.
1955-56	26	123	249	49.4	100	150	66.7	346	13.3
1956-57	21	112	255	43.9	87	119	73.1	311	14.8
1957-58	29	192	458	41.9	112	144	77.8	496	17.1
TOTALS	**76**	**427**	**962**	**44.4**	**299**	**413**	**72.4**	**1153**	**15.2**





Wallace Jones—1,151 points

Year	G	FGM	FGA	Pct.	FTM	FTA	Pct.	TP	Avg.
1945-46	30	105			80	126	63.5	290	9.7
1946-47		87	302	28.8	43	78	55.1	217	
1947-48	36	133	427	31.1	69	103	67.0	335	9.3
1948-49	32	130	440	29.5	49	75	65.3	309	9.7
TOTALS		**455**			**241**	**382**	**63.1**	**1151**	

Bill Lickert—1,076 points

Year	G	FGM	FGA	Pct.	FTM	FTA	Pct.	TP	Avg.
1958-59	25	126	291	43.2	86	117	73.5	338	13.5
1959-60	20	110	274	40.1	68	95	71.6	288	14.4
1960-61	28	166	395	42.0	118	152	77.6	450	16.0
TOTALS	**73**	**402**	**960**	**41.9**	**272**	**364**	**74.7**	**1076**	**14.7**





Rex Chapman—1,073 points

Year	G	FGM	FGA	Pct.	FTM	FTA	Pct.	TP	Avg.
1986-87	29	173	390	44.4	50	68	73.5	464	16.0
1987-88	32	231	461	50.1	81	102	79.4	609	19.0
TOTALS	**61**	**404**	**851**	**47.5**	**131**	**170**	**77.1**	**1073**	**17.6**

RECORDS

1,000 Point Scorers

Dirk Minniefield—1,069 points



Year	G	FGM	FGA	Pct.	FTM	FTA	Pct.	TP	Avg.
1979-80	34	68	142	47.9	35	49	71.4	171	5.0
1980-81	28	118	213	55.4	55	63	87.3	291	10.4
1981-82	30	128	251	51.0	84	111	75.7	340	11.3
1982-83	31	108	199	54.3	51	68	75.0	267	8.6
TOTALS	**123**	**422**	**805**	**52.4**	**225**	**291**	**77.3**	**1069**	**8.7**

Jim Line—1,041 points



Year	G	FGM	FGA	Pct.	FTM	FTA	Pct.	TP	Avg.
1946-47	—	86	209	41.1	27	40	67.5	199	—
1947-48	38	107	296	36.1	51	62	82.2	265	7.0
1948-49	32	70	195	35.8	43	51	84.3	183	5.7
1949-50	30	155	369	42.0	84	122	69.6	394	13.1
TOTALS	**—**	**418**	**1069**	**39.1**	**205**	**275**	**74.5**	**1041**	**—**

Bob Burrow—1,023 points



Year	G	FGM	FGA	Pct.	FTM	FTA	Pct.	TP	Avg.
1954-55	26	198	473	41.9	99	159	62.3	495	19.0
1955-56	25	207	463	44.7	114	171	66.7	528	21.1
TOTALS	**51**	**405**	**936**	**43.3**	**213**	**330**	**64.5**	**1023**	**20.1**

Jimmy Dan Conner—1,009 points



Year	G	FGM	FGA	Pct.	FTM	FTA	Pct.	TP	Avg.
1972-73	28	136	286	47.6	41	66	62.1	313	11.2
1973-74	26	128	246	52.0	56	83	67.5	312	12.0
1974-75	31	171	338	50.6	42	69	60.9	384	12.4
TOTALS	**85**	**435**	**870**	**50.0**	**139**	**218**	**63.8**	**1009**	**11.9**

Bobby Watson—1,001 points



Year	G	FGM	FGA	Pct.	FTM	FTA	Pct.	TP	Avg.
1949-50	30	84	269	31.2	59	90	65.5	227	7.6
1950-51	34	151	460	32.8	51	68	75.0	353	10.4
1951-52	32	184	517	35.6	53	80	66.2	421	13.1
TOTALS	**96**	**419**	**1246**	**33.6**	**163**	**238**	**68.5**	**1001**	**10.4**

Records

UKIT Records

UKIT PARTICIPANTS THROUGH THE YEARS

(Listed Alphabetically)

Team	Record	Titles	Years Played
Air Force	Won 0, Lost 2		1965
Alabama-Birmingham	Won 1, Lost 1		1980
Alaska	Won 0, Lost 2		1980
Arizona State	Won 1, Lost 1		1975
Army	Won 1, Lost 1		1968
Bowling Green	Won 0, Lost 2		1976
Boston Univ.	Won 1, Lost 1		1986
Bradley	Won 0, Lost 2		1968
Brigham Young	Won 1, Lost 1		1983
California	Won 2, Lost 6		1960,'65,'71,'79
Cincinnati	Won 2, Lost 2		1967,'84
Colorado	Won 1, Lost 1		1972
Dartmouth	Won 0, Lost 2		1973
Dayton	Won 4, Lost 6	'55	1955-56,'64,'67,'69
DePaul	Won 0, Lost 2		1970
Duke	Won 1, Lost 3		1953,'69
Duquense	Won 0, Lost 2		1982
East Carolina	Won 0, Lost 2		1985
East Tennessee	Won 0, Lost 2		1984
Georgia Tech	Won 0, Lost 2		1975
Idaho State	Won 1, Lost 2		1980
Illinois	Won 5, Lost 3	'64,'78	1956,'60,'64,'78
Indiana	Won 1, Lost 1		1965
Iona	Won 0, Lost 2		1986
Iowa	Won 0, Lost 2		1962
Jacksonville	Won 1, Lost 1		1981
James Madison	Won 1, Lost 1		1984
Kansas State	Won 3, Lost 3		1961,'66,'70
KENTUCKY	**Won 62, Lost 8**	**(27)**	**(Every)**
LaSalle	Won 2, Lost 2		1953,'54
Miami (Ohio)	Won 0, Lost 2		1987
Michigan	Won 1, Lost 2		1968
Middle Tennessee State	Won 1 Lost 1		1987
Minnesota	Won 1, Lost 3		1955,'57
Missouri	Won 1, Lost 1		1971
Navy	Won 0, Lost 2		1970
Nebraska	Won 0, Lost 2		1972
North Carolina	Won 1, Lost 3		1957,'59
North Carolina-Charlotte	Won 1, Lost 1		1987
Ohio State	Won 1, Lost 3		1958,'73
Oklahoma State	Won 2, Lost 2		1958,'74
Oregon	Won 1, Lost 1		1972
Oregon State	Won 3, Lost 3		1962,'66,'75
Penn State	Won 0, Lost 2		1966
Pepperdine	Won 1, Lost 1		1985
Princeton	Won 2, Lost 2		1963,'71
Portland State	Won 1, Lost 2		1977
Purdue	Won 3, Lost 1	'70	1970,'79
Tulane	Won 1, Lost 1		1982
St. John's	Won 1, Lost 1		1977
St. Louis	Won 3, Lost 1	'60	1959,'60
Seattle	Won 0, Lost 2		1977
Seton Hall	Won 1, Lost 1		1981
South Indiana	Won 1, Lost 1		1967
Southern Methodist	Won 3, Lost 3		1956,'79,'85
Stanford	Won 1, Lost 1		1973
Syracuse	Won 0, Lost 3		1978
Tennessee	Won 1, Lost 1		1961
Texas A&M	Won 2, Lost 2		1978, '86
Rutgers	Won 1, Lost 1		1982
UCLA	Won 1, Lost 1		1953
Utah	Won 2, Lost 4	'75	1954,'55,'76
Utah State	Won 0, Lost 2		1981
Villanova	Won 1, Lost 1		1974
Virginia Commonwealth	Won 1, Lost 1		1983
Wake Forest	Won 1, Lost 1		1963
Washington State	Won 0, Lost 2		1974
West Virginia	Won 7, Lost 5	'57,'59	1957-8-9,'62,'64,'76
Wisconsin	Won 0, Lost 2		1963
Wyoming	Won 0, Lost 2		1983
Xavier	Won 0, Lost 2		1961

U.K.I.T. TEAM SINGLE GAME RECORDS

Most Points Scored (Kentucky 114 vs. Portland State — 1st Round, 1977)114
Most Points Both Teams (Kentucky 112 vs. Michigan 104 — 1st Round, 1968).....216
Fewest Points Scored (Southern California vs. LaSalle — 1st Round, 1954)38
Fewest Points Scored, Both Teams (LaSalle vs. Southern California — 1st Round, 1954).....87
Most Field Goals Attempted (Kentucky vs. DePaul — 1st Round, 1958) 100
Most Field Goals Made (Kentucky vs. DePaul — 1st Round, 1970 and vs. Portland State — 1st Round 1977).....46
Most Free Throws Attempted (St. Louis vs. West Virginia — 1st Round, 1959).....47
Most Free Throws Attempted, Both Teams (Kentucky 43 and Illinois 37 — 1st Round, 1960).....80
Most Free Throws Made (St. Louis vs. West Virginia — 1st Round, 1959) .38
Most Rebounds (Kentucky 44 vs. Cincinnati 35 — Championship Game, 1984).....79
Fewest Personal Fouls (Kentucky vs. SMU 1956).....7
Most Personal Fouls (Kentucky vs. Washington State — 1st Round, 1974)34
Most Personal Fouls, Both Teams (Kentucky 29 vs. Syracuse 33 — Third Place Game, 1978).....62
Biggest Margin of Victory (Kentucky 91, Indiana 56 — Championship Game, 1965).....36
Smallest Margin of Victory (West Virginia 87 vs. St. Louis 86 — 1st Round, 1959 [Tied by St. Louis 54 vs. California 53 (1OT) — 1st Round, 1960, Cincinnati 71 vs. Dayton 70 3rd Place, 1967, Kentucky 61 vs. Purdue 60, Championship 1979, Championship, 1973, Kentucky 78, Stanford 77]).....1
Overtime Victories (St. Louis twice in 1960 - St. Louis 54 vs. California 43 (1OT), St. Louis vs. Kentucky 72 (1OT), Pepperdine 75 vs. SMU 68 (1OT), 1985)
Best Shooting Percentage (Game) (West Virginia vs. Bowling Green — 2nd Round, 1976) (34 of 50).....68.0

HIGH POINT PERFORMERS

(Two Games)

1987	Byron Dinkrns (UNC-Charlotte)	.46
1986	Rex Chapman (Kentucky)	.42
1985	Terry Williams (SMU)	.44
1984	Wes Stallings (East Tennessee)	.38
1983	Deven Durrant (Brigham Young)	.56
1982	Paul Thompson (Tulane)	.51
1981	Dan Callandrillo (Seton Hall)	.51
	Mike Hackett (Jacksonville)	.51
1980	Byron Williams (Idaho State)	.38
1979	Billy Allen (SMU)	.45
1978	Dale Schackleford (Syracuse)	.40
1977	Freeman Williams (Portland State)	.76
1976	Jeff Judkins (Utah)	.53
1975	Don Smith (Oregon State)	.40
	Rick Taylor (Arizona St.)	.40
1974	Ronnie Daniel (Oklahoma St.)	.56
1973	Kevin Grevey (Kentucky)	.50
1972	Jim Andrews (Kentucky)	.48
1971	Brian Taylor (Princeton)	.66
1970	Mike Casey (Kentucky)	.53
1969	Dan Issel (Kentucky)	.60
1968	Dan Issel (Kentucky)	.56
1967	Mike Casey (Kentucky)	.46
1966	Louie Dampier (Kentucky)	.51
1965	Louie Dampier (Kentucky)	.46
1964	Henry Finkel (Dayton)	.64
1963	Bill Bradley (Princeton)	.77
1962	Cotton Nash (Kentucky)	.57
1961	Larry Pursiful (Kentucky)	.60
1960	Bill Lickert (Kentucky)	.43
1959	Jerry West (West Virginia)	.48
1958	Jerry West (West Virginia)	.48
1957	Ron Johnson (Minnesota)	.56
1956	Jim Krebs (SMU)	.47
1955	Jim Paxson (Dayton)	.51
1954	Phil Grawemeyer (Kentucky)	.41
1953	Cliff Hagan (Kentucky)	.55

RECORDS

UKIT Records

TOURNAMENT TRAIL KENTUCKY IN THE UKIT

(35 Appearances 27 Championships)

1987 Won 2, Lost 0 Defeated Miami (Ohio) and North Carolina-Charlotte for Championship.
1986 Won 2, Lost 0 Defeated Iona and Boston Univ. for Championship.
1985 Won 2, Lost 0 Defeated East Carolina and Pepperdine for Championship.
1984 Won 2, Lost 0 Defeated East Tennessee and Cincinnati for Championship.
1983 Won 2, Lost 0 Defeated Wyoming and Brigham Young for Championship.
1982 Won 2, Lost 0 Defeated Duquesne and Tulane for Championship.
1981 Won 2, Lost 0 Defeated Jacksonville and Seton Hall for Championship.
1980 Won 2, Lost 0 Defeated Alaska and Alabama-Birmingham for Championship.
1979 Won 2, Lost 0 Defeated California and Purdue for Championship.
1978 Won 1, Lost 1 Defeated by Texas A&M in first game. Defeated Syracuse for third place.
1977 Won 2, Lost 0 Defeated Portland State and St. John's for Championship.
1976 Won 1, Lost 1 Lost championship to Utah.
1975 Won 2, Lost 0 Defeated Georgia Tech and Oregon State for Championship.
1974 Won 2, Lost 0 Defeated Washington State and Oklahoma State for Championship.
1973 Won 2, Lost 0 Defeated Dartmouth and Stanford for Championship.
1972 Won 2, Lost 0 Defeated Nebraska and Oregon for Championship.
1971 Won 2, Lost 0 Defeated Missouri and Princeton for Championship.
1970 Won 1, Lost 1 Lost Championship to Purdue.
1969 Won 2, Lost 0 Defeated Navy and Duke for Championship.
1968 Won 2, Lost 0 Defeated Michigan and Army for Championship.
1967 Won 2, Lost 0 Defeated Dayton and South Carolina for Championship.
1966 Won 2, Lost 0 Defeated Kansas State for Championship.
1965 Won 2, Lost 0 Defeated Air Force and Indiana for Championship.
1964 Won 1, Lost 1 Lost Championship to Illinois.
1963 Won 2, Lost 0 Defeated Wisconsin and Wake Forest for Championship.
1962 Won 2, Lost 0 Defeated Iowa and West Virginia for Championship.
1961 Won 2, Lost 0 Defeated Tennessee and Kansas State for Championship.
1960 Won 1, Lost 1 Lost Championship to St. Louis.
1959 Won 1, Lost 1 Lost Championship to West Virginia.
1958 Won 2, Lost 0 Defeated Ohio State and West Virginia for Championship.
1957 Won 1, Lost 1 Defeated by West Virginia in first game. Defeated Minnesota for third place.
1956 Won 2, Lost 0 Defeated Southern Methodist and Illinois for Championship.
1955 Won 1, Lost 1 Lost Championship to Dayton.
1954 Won 2, Lost 0 Defeated Utah and LaSalle for Championship.
1953 Won 2, Lost 0 Defeated Duke and LaSalle for Championship.

(For Dates, Sites and Scores See All-Time Record Section)

U.K.I.T. INDIVIDUAL SINGLE GAME RECORDS

Most Points Scored (Bill Bradley, Princeton vs. Wisconsin — 3rd Place Game 1963) 47
Most Field Goal Attempts (Freeman Williams, Portland State vs. Kentucky — 1st Round Game, 1977) 40
Most Field Goals (Bill Bradley, Princeton vs. Wisconsin — 3rd Place Game, 1963) 16
Most Free Throws Attempted (Rick Robertson, Cincinnati vs. South Carolina — 1st Round, 1967) 21
Most Rebounds (Ron Johnson, Minnesota vs. North Carolina — 1st Round, 1957; Rich Kelley, Stanford vs. Kentucky — Championship Game, 1973) 27

THE UKIT

In a recent survey, the UKIT ranked in a tie for third in a list of the nation's oldest in-season college basketball tournaments:

Tournament	Seasons
1. All-College Tournament	53
2. Sugar Bowl Tournament	50
3. ECAC Holiday Festival	36
3. UK Invitational Tournament	**36**
5. Far West Classic	33
6. Sun Bowl Tournament	28
7. Milwaukee Classic	27
8. Budweiser Bayou Classic	26
9. Rainbow Classic	25
10. Lobo Invitational	23
10. Volunteer Classic	23
12. Cable Car Classic	22



Cotton Nash scored 57 points for the Wildcats in the two games of the 1962 UKIT. Nash, shown here with Wildcats Coach Adolph Rupp, led the Cats in scoring for three straight years (1961-64).

RECORDS

UKIT HISTORY

1953 **CHAMPIONSHIP GAME:** Kentucky 73, LaSalle 60.
Consolation: UCLA 72, Duke 67.
First Round: LaSalle 62, UCLA 53; Kentucky 85, Duke 69.
Attendance: 16,714.

1954 **CHAMPIONSHIP GAME:** Kentucky 63, LaSalle 54.
Consolation: Southern California 54, Utah 52.
First Round: LaSalle 49, Southern California 38; Kentucky 70, Utah 65.
Attendance: 17,973.

1955 **CHAMPIONSHIP GAME:** Dayton 89, Kentucky 74.
Consolation: Minnesota 90, Utah 77.
First Round: Dayton 77, Utah 73; Kentucky 72, Minnesota 65.
Attendance: 19,185.

1956 **CHAMPIONSHIP GAME:** Kentucky 91, Illinois 70.
Consolation: Southern Methodist 67, Dayton 59.
First Round: Illinois 82, Dayton 65; Kentucky 72, Southern Methodist 67.
Attendance: 15,753.

1957 **CHAMPIONSHIP GAME:** West Virginia 75, North Carolina 64.
Consolation: Kentucky 78, Minnesota 67.
First Round: North Carolina 70, Minnesota 67; West Virginia 77, Kentucky 70.
Attendance: 20,956.

1958 **CHAMPIONSHIP GAME:** Kentucky 97, West Virginia 91.
Consolation: Oklahoma State 63, Ohio State 59.
First Round: West Virginia 67, Oklahoma St. 49; Kentucky 95, Ohio State 76.
Attendance: 20,386.

1959 **CHAMPIONSHIP GAME:** West Virginia 79, Kentucky 70.
Consolation: St. Louis 68, North Carolina 52.
First Round: West Virginia 87, St. Louis 86; Kentucky 76, North Carolina 70.
Attendance: 22,713.

1960 **CHAMPIONSHIP GAME:** St. Louis 74, Kentucky 72 (1 OT)
Third Place: California 72, Illinois 54.
First Round: St. Louis 54, California 53 (1 OT); Kentucky 83, Illinois 78.
Attendance: 15,095.

1961 **CHAMPIONSHIP GAME:** Kentucky 80, Kansas State 67.
Third Place: Tennessee 75, Xavier 70.
First Round: Kansas State 75, Xavier 67; Kentucky 96, Tennessee 69.
Attendance: 16,013.

1962 **CHAMPIONSHIP GAME:** Kentucky 79, West Virginia 75.
Third Place: Oregon State 61, Iowa 55.
First Round: West Virginia 70, Oregon State 65; Kentucky 94, Iowa 69.
Attendance: 22,138.

1963 **CHAMPIONSHIP GAME:** Kentucky 98, Wake Forest 75.
Third Place: Princeton 90, Wisconsin 87.
First Round: Wake Forest 96, Princeton 67; Kentucky 108, Wisconsin 85.
Attendance: 22,111.

1964 **CHAMPIONSHIP GAME:** Illinois 91, Kentucky 86.
Third Place: Dayton 71, West Virginia 67.
First Round: Illinois 104, Dayton 86; Kentucky 102, West Virginia 78.
Attendance: 22,604.

1965 **CHAMPIONSHIP GAME:** Kentucky 91, Indiana 56.
Third Place: California 75, Air Force 70.
First Round: Indiana 71, California 64; Kentucky 78, Air Force 58.
Attendance: 21,069.

1966 **CHAMPIONSHIP GAME:** Kentucky 83, Kansas State 79.
Third Place: Oregon State 64, Penn State 61.
First Round: Kansas State 63, Penn State 59; Kentucky 96, Oregon State 66.
Attendance: 21,318.

1967 **CHAMPIONSHIP GAME:** Kentucky 76, South Carolina 66.
Third Place: Cincinnati 71, Dayton 70.
First Round: South Carolina 64, Cincinnati 61; Kentucky 88, Dayton 85.
Attendance: 22,371.

1968 **CHAMPIONSHIP GAME:** Kentucky 80, Army 65.
Third Place: Michigan 95, Bradley 93.
First Round: Army 54, Bradley 52; Kentucky 112, Michigan 104.
Attendance: 23,000.

1969 **CHAMPIONSHIP GAME:** Kentucky 98, Duke 76.
Third Place: Dayton 83, Navy 69.
First Round: Duke 72, Dayton 67; Kentucky 73, Navy 59.
Attendance: 23,365.

1970 **CHAMPIONSHIP GAME:** Purdue 89, Kentucky 83.
Third Place: Kansas State 78, DePaul 68.
First Round: Purdue 87, Kansas State 68; Kentucky 106, DePaul 85.
Attendance: 23,462.

1971 **CHAMPIONSHIP GAME:** Kentucky 96, Princeton 82.
Third Place: Missouri 82, California 70.
First Round: Princeton 85, California 59; Kentucky 83, Missouri 79.
Attendance: 22,337.

1972 **CHAMPIONSHIP GAME:** Kentucky 95, Oregon 68.
Third Place: Colorado State 57, Nebraska 51.
First Round: Oregon 73, Colorado State 89; Kentucky 85, Nebraska 60.
Attendance: 23,100.

1973 **CHAMPIONSHIP GAME:** Kentucky 78, Stanford 77.
Third Place: Ohio State 85, Dartmouth 80.
First Round: Stanford 68, Ohio State 53; Kentucky 102, Dartmouth 77.
Attendance: 23,116.

1974 **CHAMPIONSHIP GAME:** Kentucky 90, Oklahoma 65.
Third Place: Villanova 92, Washington State 83.
First Round: Oklahoma State 88, Villanova 75; Kentucky 97, Washington State 75.
Attendance: 22,489.

1975 **CHAMPIONSHIP GAME:** Kentucky 82, Oregon State 74.
Third Place: Arizona State 85, Georgia Tech 70.
First Round: Oregon State 87, Arizona State 83; Kentucky 66, Georgia Tech 64.
Attendance: 23,000.

1976 **CHAMPIONSHIP GAME:** Utah 70, Kentucky 68.
Third Place: West Virginia 85, Bowling Green 78.
First Round: Utah 74, West Virginia 70; Kentucky 77, Bowling Green 59.
Attendance: 37,297.

1977 **CHAMPIONSHIP GAME:** Kentucky 102, St. John's 72.
Third Place: Portland State 82, Seattle 76.
First Round: St. John's 77, Seattle 60; Kentucky 114, Portland State 88.
Attendance: 46,944.

1978 **CHAMPIONSHIP GAME:** Illinois 71, Texas A&M 57.
Third Place: Kentucky 94, Syracuse 87.
First Round: Illinois 64, Syracuse 61; Texas A&M 73, Kentucky 69.
Attendance: 46,544.

1979 **CHAMPIONSHIP GAME:** Kentucky 61, Purdue 60.
Third Place: SMU 97, California 88.
First Round: Purdue 85, SMU 60; Kentucky 78, California 52.
Attendance: 47,536.

1980 **CHAMPIONSHIP GAME:** Kentucky 61, Alabama-Birmingham 53.
Third Place: Idaho State 91, Alaska 81.
First Round: Alabama-Birmingham 68, Idaho State 55; Kentucky 91, Alaska 56.
Attendance: 47,670.

1981 **CHAMPIONSHIP GAME:** Kentucky 98, Seton Hall 74.
Third Place: Jacksonville 89, Utah State 82.
First Round: Seton Hall 85, Utah State 77; Kentucky 107, Jacksonville 81.
Attendance: 47,422.

1982 **CHAMPIONSHIP GAME:** Kentucky 80, Tulane 61.
Third Place: Rutgers 58, Duquesne 51.
First Round: Tulane 55, Rutgers 54; Kentucky 55, Duquesne 42.
Attendance: 47,928.

1983 **CHAMPIONSHIP GAME:** Kentucky 93, Brigham Young 59.
Third Place: Virginia Commonwealth 70, Wyoming 57.
First Round: Brigham Young 81, Virginia Commonwealth 77; Kentucky 66, Wyoming 40.
Attendance: 48,196.

1984 **CHAMPIONSHIP GAME:** Kentucky 66, Cincinnati 55.
Third Place: James Madison 56, East Tennessee 46.
First Round: Cincinnati 63, James Madison 56; Kentucky 69, East Tennessee 54.
Attendance: 44,402.

1985 **CHAMPIONSHIP GAME:** Kentucky 88, Pepperdine 56.
Third Place: SMU 71, East Carolina 62.
First Round: Pepperdine 75, SMU 68 (OT); Kentucky 86, East Carolina 52.
Attendance: 45,256.

1986 **CHAMPIONSHIP GAME:** Kentucky 81, Boston Univ. 69.
Third Place: Texas A&M 67, Iona 60.
First Round: Boston Univ. 65, Texas A&M 63; Kentucky 75, Iona 59.
Attendance: 45,963.

1987 **CHAMPIONSHIP GAME:** Kentucky 84, N.C.-Charolotte 81.
Third Place: Middle Tennessee State 81, Miami (Ohio) 72.
First Round: N.C. Charlotte 78, Middle Tennessee State 63; Kentucky 85, Miami (Ohio) 71.
Attendance: 47,990.

RECORDS

ALL-TIME RECORDS 1903-88

(84 Seasons Won 1,453, Lost 457, Tied 1)
HOME: Won 813, Lost 128 AWAY: 378-241-1 NEUTRAL: 262-93

(Losses in Bold Face)

1903 — Won 1, Lost 2.

COACH: Unnamed
STARTERS: (J. White Guyn & R.H. Arnett, G; Joe Coons, C; H.J. Wurtele & Lee Andrews, F)

Date	Team	Site	Ky.	Opp.
Feb. 6	**Georgetown**	**(H)**	**6**	**15**
Feb. 18	Lexington YMCA	(H)	11	10
Feb. 20	**Kentucky U.**	**(H)**	**22**	**42**
			19	**67**

1904 — Won 1, Lost 4.

COACH: Leander E. Andrus, Mgr.
CAPTAIN: St. John (Guyn, Arnett, St. John, Wurtele, Coons)

Feb. 4	**Georgetown**	**(A)**	**11**	**26**
Feb. 11	**Kentucky U.***	**(A)**	**5**	**12**
Feb. 13	**Georgetown**	**(H)**	**10**	**22**
Feb. 26	**Kentucky U.**	**(A)**	**12**	**14**
Mar. 4	Cincinnati	(H)	25	21
			63	**95**

*Kentucky University (Transylvania) and Georgetown game at UK was called off because of failure to agree on a referee. State College (University of Kentucky) team was present and agreed to play. The offer was accepted and KU won 12-5.

1905 — Won 1, Lost 4.

COACH:
CAPTAIN: J.M. Coons

Jan. 13	**Georgetown**	**(H)**	**9**	**14**
Jan. 21	**Cincinnati YMCA**	**(H)**	**22**	**43**
Jan. 27	Kentucky U.	(H)	30	29
Feb. 4	**Kentucky U.**	**(H)**	**1**	**22**
Feb. 22	**Kentucky U.**	**(H)**	**23**	**33**
			85	**141**

1906 — Won 5, Lost 9.

COACH: W.B. Wendt (Mgr.)
CAPTAIN: D.P. Branson (Baer, Donan, Barbee, Wilson, Herman)

Jan. 11	Lexington YMCA*	(H)		
Jan. 12	Miami (Ohio)	(H)	10	15
Jan. 19	**Central U.**	**(H)**	**15**	**14**
Jan. 20	**Georgetown**	**(A)**	**9**	**34**
Jan. 26	Central U.	(A)	17	15
Jan. 27	**Cincinnati YMCA**	**(H)**	**16**	**29**
Feb. 3	**Christ Church, Cin.**	**(H)**	**24**	**38**
Feb. 9	**Georgetown**	**(H)**	**22**	**28**
Feb. 12	**New Albany YMCA**	**(A)**	**12**	**29**
Feb. 13	Vernon College	(A)	34	14
Feb. 14	Moores Hill	(A)	32	11
Feb. 15	**Christ Church, Cin.**	**(A)**	**17**	**54**
Feb. 16	**Cincinnati YMCA**	**(A)**	**9**	**38**
Feb. 17	**Miami (Ohio)**	**(A)**	**19**	**29**
			236	**328**

*W.B. Wendt on Jan. 9, 1969 verified that State College opened the 1906 season against Kentucky U. in the YMCA. Athletic committees of the two schools had cancelled all games after a fight at a football game in November, 1905. Wendt and the Kentucky U. manager, agreed to play at the YMCA and list the State College foe as YMCA instead of Kentucky U. State College won but Mr. Wendt didn't remember the score, which he hadn't listed.

1907 — Won 3, Lost 6.

COACH: A.M. Kirby (Mgr.)
CAPTAIN: J.M. Wilson (Shanklin, Baer, Bryant, Barbee)

Jan. 16	**Lexington YMCA**	**(H)**	**17**	**25**
Jan. 19	Georgetown	(H)	16	15
Jan. 25	Central U.	(H)	22	9
Feb. 12	**Central U.**	**(A)**	**23**	**25**
Feb. 15	Kentucky U.	(H)	16	14
Feb. 21	**Georgetown**	**(A)**	**8**	**19**
Mar. 1	**Lexington YMCA**	**(A)**	**22**	**41**
Mar. 7	**Kentucky U.**	**(A)**	**5**	**19**
Mar. 9	**Central U.**	**(H)**	**13**	**15**
			142	**182**

1907-08 — Won 5, Lost 6.

COACH: J.S. Chambers (Mgr.)
CAPTAIN: Richard Barbee

Date	Team	Site	Ky.	Opp.
Jan. 10	**Lexington YMCA**	**(H)**	**19**	**29**
Jan. 21	Kentucky U.	(H)	20	15
Jan. 25	**Central U.**	**(A)**	**21**	**32**
Feb. 4	Kentucky U.	(H)	20	15
Feb. 8	Louisville Coliseum	(H)	29	28
Feb. 11	**Georgetown**	**(A)**	**22**	**30**
Feb. 13	Central U.	(H)	31	20
Feb. 15	**Lexington YMCA**	**(H)**	**19**	**23**
Feb. 22	**Louis. Coliseum**	**(A)**	**18**	**30**
Mar. 3	Georgetown	(H)	18	13
Mar. 7	**Central U.**	**(A)**	**10**	**29**
			227	**264**

1908-09 — Won 5, Lost 4.

MGR.: J.S. Chambers
CAPTAIN: W.C. Fox

Jan. 9	Lexington High	(H)	29	9
Jan. 18	**Advent Mem. Club**	**(A)**	**27**	**41**
Jan. 19	**Cincinnati**	**(A)**	**25**	**41**
Jan. 27	Central U.	(H)	24	23
Feb. 6	**Central U.**	**(A)**	**20**	**35**
Feb. 8	Georgetown	(H)	45	32
Feb. 15	Georgetown	(A)	48	19
Feb. 19	Cincinnati	(H)	28	23
Feb. 26	**Central U.**	**(H)**	**20**	**26**
			266	**249**

1909-10 — Won 4, Lost 8.

COACH: R.E. Spahr and E.R. Sweetland
CAPTAIN: Bill Rodes

Jan. 8	Ky. Wesleyan	(A)	14	*12
Jan. 22	Georgetown	(H)	31	11
Jan. 24	**DePauw**	**(H)**	**11**	**24**
Jan. 28	**Central**	**(A)**	**17**	**87**
Feb. 4	**Georgetown**	**(A)**	**16**	**34**
Feb. 7	**Cincinnati**	**(A)**	**17**	**47**
Feb. 9	**DePauw**	**(A)**	**10**	**28**
Feb. 10	**Rose Poly**	**(A)**	**11**	**52**
Feb. 16	Tennessee	(H)	20	5
Mar. 5	**Central U.**	**(H)**	**13**	**31**
Mar. 8	Georgetown	(H)	24	23
Mar. 11	**Central**	**(A)**	**9**	**51**
			193	**405**

1910-11 — Won 5, Lost 6.

COACH: H.J. Iddings
CAPTAIN: J.H. Gaiser

Jan. 13	**Lexington High**	**(H)**	**29**	**36**
Jan. 20	**Transylvania**	**(H)**	**18**	**23**
Jan. 27	**Ky. Wesleyan**	**(A)**	**19**	**21**
Feb. 4	Bethany	(H)	24	11
Feb. 9	**Ohio Wesleyan**	**(A)**	**19**	**37**
Feb. 10	**Otterbein**	**(A)**	**27**	**41**
Feb. 11	**Christ Church, Cin.**	**(A)**	**21**	**32**
Feb. 17	Georgetown	(A)	47	22
Feb. 23	Butler	(H)	21	16
Feb. 28	Transylvania	(A)	22	19
Mar. 3	Transylvania	(H)	30	24
			277	**282**

1911-12 — Won 9, Lost 0.

COACH: E.R. Sweetland
CAPTAIN: W.C. Harrison

Jan. 5	Georgetown	(H)	38	9
Jan. 12	Central U.	(A)	32	13
Jan. 19	Miami (Ohio) U.	(H)	31	14
Feb. 1	Central U.	(H)	52	10
Feb. 7	Tennessee	(H)	27	15
Feb. 16	Lexington YMCA	(H)	32	20
Feb. 22	Vanderbilt	(H)	28	17
Feb. 23	Vanderbilt	(H)	22	18
Mar. 1	Georgetown	(A)	19	18
			281	**134**

— Leading Scorers —

Binkley Barnett (Jr. F) 6.6
D.W. Hart (Jr. F) 5.4
Jake Gaiser (Sr. G) 4.4
H.L. Farmer (Jr. F) 4.4
W.C. Harrison (Sr. C) 3.3
R.C. Preston (So. G) 2.8

SOUTHERN CHAMPIONS

1912-13 — Won 5, Lost 3.

COACH: J.J. Tigert
CAPTAIN: B. Barnett

Jan. 24	**Lexington YMCA**	**(H)**	**25**	**27**
Feb. 8	Cincinnati	(H)	20	18
Feb. 13	Marietta	(H)	42	16
Feb. 15	Louisville	(H)	34	10
Feb. 19	**Vanderbilt**	**(H)**	**17**	**24**
Feb. 20	Vanderbilt	(H)	42	29
Feb. 27	Miami (Ohio) U.	(H)	24	16
Mar. 1	**Christ Church, Cin.**	**(H)**	**19**	**30**
			223	**170**

— Leading Scorers —

R.C. Preston (Jr. C) 9.1
Binkley Barnett (Sr. F) 8.4
Ralph Morgan (So. F) 7.6
H.L. Farmer (Sr. F) 3.9
William Tuttle (So. F) 1.0

1913-14 — Won 12, Lost 2.

COACH: Alpha Brumage
CAPTAIN: William Tuttle

Jan. 10	Ashland YMCA	(H)	28	15
Jan. 17	Louisville YMCA	(H)	30	21
Jan. 20	Ashland YMCA	(A)	30	19
Jan. 21	Marshall	(A)	46	6
Jan. 22	**Virginia U.**	**(A)**	**23**	**39**
Jan. 24	**Va. Military Inst.**	**(A)**	**18**	**32**
Jan. 31	Louisville YMHA	(H)	59	12
Feb. 7	Louisville	(H)	22	17
Feb. 11	Tennessee	(H)	21	14
Feb. 12	Tennessee	(H)	20	18
Feb. 21	Cincinnati	(H)	20	18
Feb. 23	Chattanooga	(H)	40	7
Feb. 28	Marietta	(H)	19	17
Mar. 3	Louisville	(A)	26	13
			400	**248**

— Leading Scorers —

*Tom Zerfoss (Sr. F) 10.2
R.C. Preston (Sr. F) 8.8
Karl Zerfoss (So. G) 5.5
William Tuttle (Jr. F) 3.9
Herschel Scott (Jr. G) 3.2

*Only played in first four games.

1914-15 — Won 7, Lost 5.

COACH: Alpha Brumage
CAPTAIN: Ralph Morgan

Jan. 16	Maryville	(H)	37	17
Jan. 22	Louisville	(H)	18	14
Jan. 30	St. Andrews	(H)	31	15
Feb. 4	Maryville	(A)	23	22
Feb. 5	**Tennessee**	**(A)**	**21**	**36**
Feb. 6	**Tennessee**	**(A)**	**22**	**27**
Feb. 12	**Vanderbilt**	**(H)**	**34**	**39**
Feb. 13	Vanderbilt	(H)	36	24
Feb. 17	Tennessee	(H)	22	13
Feb. 18	Tennessee	(H)	20	18
Feb. 26	**St. Andrews**	**(A)**	**25**	**50**
Feb. 27	**Louisville**	**(A)**	**15**	**26**
			304	**301**

— Leading Scorers —

Ralph Morgan (Sr. F) 8.6
William Tuttle (Sr. F) 5.0
Jim Server (Jr. C) 4.4
Herschel Scott (Sr. G) 3.9
Karl Zerfoss (Jr. F) 3.8

1915-16 — Won 8, Lost 6.

COACH: James Park
CAPTAIN: K.P. Zerfoss

Jan. 14	Cincinnati	(A)	39	24
Jan. 18	Georgetown	(A)	29	22
Jan. 31	Georgetown	(H)	30	22
Feb. 4	**Vanderbilt**	**(H)**	**25**	**39**
Feb. 5	**Vanderbilt**	**(H)**	**20**	**23**
Feb. 12	**Louisville**	**(H)**	**22**	**28**
Feb. 15	Centre	(A)	38	5
Feb. 19	Cincinnati	(H)	34	10
Feb. 22	Louisville	(A)	32	24
Feb. 23	**Tennessee**	**(H)**	**17**	**28**
Feb. 26	Maryville	(H)	36	25
Feb. 29	Centre	(H)	38	14
Mar. 3	**Marietta**	**(H)**	**22**	**27**
Mar. 4	**Marietta**	**(H)**	**23**	**27**
			405	**318**

— Leading Scorers —

Derrill Hart (Sr. F) 12.6
Jim Server (Sr. C) 5.7
Robert Ireland (Jr. F) 3.6
Karl Zerfoss (Sr. F) 3.3
George Gumbert (Sr. G) 2.4

1916-17 — Won 4, Lost 6.

COACH: W.P. Tuttle
CAPTAIN: Robert Y. Ireland

Jan. 17	Centre	(H)	31	21
Jan. 27	**Georgetown**	**(A)**	**19**	**22**
Jan. 30	Rose Polytechnic	(H)	33	12
Feb. 9	**Tennessee**	**(H)**	**20**	**23**
Feb. 10	**Tennessee**	**(H)**	**19**	**22**
Feb. 16	**Centre**	**(A)**	**24**	**28**
Feb. 21	Georgetown	(H)	32	18
Mar. 1	Cumberland	(A)	48	20
Mar. 2	**Tennessee**	**(A)**	**26**	**27**
Mar. 3	**Tennessee**	**(A)**	**10**	**30**
			262	**223**

— Leading Scorers —

C.C. Shrader (Sr. F) 7.1
Robert Ireland (Sr. F) 5.4
"Dutch" Longworth (Sr. C-F) 4.4
Pat Campbell (Jr. F) 3.8
William Rodes (Sr. G) 1.3

1917-18 — W 9, L 2, Tie 1.

COACH: S.A. Boles
CAPTAIN: Patrick Campbell

Jan. 9	Ky. Wesleyan	(H)	23	13
Jan. 17	**Centre**	**(A)**	**21**	**29**
Jan. 24	Georgetown	(H)	22	18
Feb. 7	Tennessee	(H)	33	26
Feb. 8	Tennessee	(H)	40	12
Feb. 9	Ky. Wesleyan	(A)	21	21

(This unique tie game resulted from scorer's error which was not discovered until after teams' departures. The contest was re-scheduled but never played for unknown reasons.)

Feb. 14	Georgetown	(A)	25	16
Feb. 21	Centre	(H)	22	***20
Feb. 28	Cumberland	(A)	42	21
Mar. 1	Tennessee	(A)	29	18
Mar. 2	Tennessee	(A)	32	20

POST-SEASON GAME
(For State Championship)

Mar. 9	**Centre**	**(N1)**	**12**	**22**
			322	**236**

(N1) Louisville

— Leading Scorers —

H.C. Thomas (Jr. C-F) 10.8
Arthur Bastin (Jr. G) 4.0
A.P. Shanklin (Sr. F) 3.5
Pat Campbell (Sr. F) 3.2
George Zerfoss (Jr. F) 2.8

1918-19 — Won 6, Lost 8.

COACH: Andrew Gill
CAPTAIN: J.A. Dishman

Jan. 13	Ky. Wesleyan	(H)	46	5
Jan. 18	**Georgetown**	**(H)**	**30**	**32**
Jan. 25	**Centre**	**(A)**	**30**	**38**
Jan. 31	**Cincinnati**	**(A)**	**18**	**28**
Feb. 6	Chattanooga	(A)	28	25
Feb. 7	**Tennessee**	**(A)**	**22**	**40**
Feb. 8	Cumberland	(A)	22	21
Feb. 14	**Vanderbilt**	**(H)**	**26**	**36**
Feb. 15	**Georgetown**	**(A)**	**18**	**22**
Feb. 21	Cincinnati	(H)	34	21
Feb. 22	Ky. Wesleyan	(H)	18	13
Feb. 24	**Centre**	**(H)**	**10**	**21**
Feb. 28	Tennessee	(H)	30	14
Mar. 8	**Miami (Ohio) U.**	**(H)**	**14**	**38**
			346	**354**

— Leading Scorers —

H.C. Thomas (Sr. F) 7.1
J.C. Everett (Jr. F) 6.6
Bob Lavin (Fr. G) 5.0
Tony Dishman (Sr. G) 3.3
Ed Parker (Sr. F) 3.3

RECORDS

ALL-TIME RECORDS

1919-20 — Won 5, Lost 7.

COACH: George C. Buchheit
CAPTAIN: J.C. Everett

Date	Team	Site	Ky.	Opp.
Jan. 17	**Cincinnati**	**(A)**	**11**	**13**
Jan. 22	Maryville	(H)	27	16
Jan. 31	Georgetown	(H)	25	14
Feb. 5	**Tennessee**	**(H)**	**24**	**29**
Feb. 7	**Tennessee**	**(H)**	**26**	**27**
Feb. 14	**Centre**	**(A)**	**15**	**44**
Feb. 17	Georgetown	(A)	28	16
Feb. 21	Ky. Wesleyan	(H)	43	13
Feb. 26	**Cumberland**	**(A)**	**21**	**30**
Feb. 27	**Tennessee**	**(A)**	**25**	**28**
Feb. 28	Tennessee	(A)	36	25
Mar. 6	**Centre**	**(A)**	**18**	***20**
			299	**275**

— Leading Scorers —
Basil Hayden (So. F) 10.8
William Blakey (Sr. G) 7.0
J.C. Everett (Sr. C) 5.5
Bob Lavin (So. F) 4.1
Jim Wilhelm (Jr. F) 3.6

1920-21 — Won 13, Lost 1.

COACH: George C. Buchheit
CAPTAIN: Basil Hayden

Jan. 12	Ky. Wesleyan	(H)	38	13
Jan. 15	Cumberland	(H)	37	21
Jan. 18	Georgetown	(H)	38	23
Jan. 21	Chattanooga	(H)	42	10
Jan. 26	Cincinnati	(A)	26	19
Jan. 29	Auburn	(H)	40	25
Feb. 8	**Centre**	**(A)**	**27**	**29**
Feb. 15	Georgetown	(A)	56	11
Feb. 18	Centre	(H)	20	13
Feb. 22	Vanderbilt	(H)	37	18

* Denotes one overtime period
*** Denotes 3 overtime periods

SIAA TOURNAMENT (Atlanta, Ga.)

Feb. 25	Tulane	50	28
Feb. 26	Mercer	49	24
Feb. 28	Mississippi A&M	28	13
Mar. 1	Georgia (finals)	20	19
		308	**266**

— Leading Scorers —
William King (Fr. F) 11.4
Basil Hayden (Jr. F) 9.6
Paul Adkins (Jr. C) 9.5
Bob Lavin (Jr. G) 2.5
Fred Fest (So. C) 4.3

1921-22 — Won 10, Lost 6.

COACH: George C. Buchheit
CAPTAIN: R.E. Lavin

Jan. 14	**Georgetown**	**(H)**	**17**	**26**
Jan. 17	Louisville	(A)	38	14
Jan. 18	**Vanderbilt**	**(A)**	**12**	**22**
Jan. 21	Louisville	(H)	29	22
Jan. 26	Miss. A&M	(H)	28	21
Jan. 27	Marshall	(H)	34	12
Feb. 4	Centre	(A)	28	21
Feb. 6	Georgetown	(A)	26	17
Feb. 8	Washington & Lee	(A)	21	20
Feb. 9	**Va. Military Inst.**	**(A)**	**32**	**37**
Feb. 11	**Georgetown U.**	**(A)**	**23**	**28**
Feb. 13	**Virginia**	**(A)**	**30**	**32**
Feb. 16	Clemson	(H)	38	14
Feb. 20	Centre	(H)	40	23

SIAA TOURNAMENT (Atlanta, Ga.)

Feb. 24	Georgetown	41	21
Feb. 25	**Mercer**	**22**	**35**
		459	**361**

— Leading Scorers —
Paul Adkins (Sr.C) 8.8
William King (So. F) 8.3
Bob Lavin (Sr. F) 5.2
Basil Hayden (Sr. F) 5.0
William Poynz (Jr. F) 2.9

1922-23 — Won 3, Lost 10.

COACH: George C. Buchheit
CAPTAIN: Fred Fest

Jan. 13	Georgetown	(A)	24	13
Jan. 20	**Tennessee**	**(A)**	**26**	**30**
Jan. 22	Chattanooga	(H)	25	18
Jan. 25	**Alabama**	**(H)**	**35**	**45**
Jan. 27	**Centre**	**(H)**	**14**	**21**
Feb. 3	**Georgia**	**(H)**	**19**	**23**
Feb. 5	**Cincinnati**	**(A)**	**24**	**33**
Feb. 7	**Centenary**	**(H)**	**21**	**38**
Feb. 10	**Tennessee**	**(H)**	**23**	**28**
Feb. 14	**Centre**	**(A)**	**10**	**17**
Feb. 15	**Clemson**	**(H)**	**17**	**30**
Feb. 19	**Georgetown**	**(H)**	**21**	**48**
Feb. 23	Sewanee	(H)	30	14
			289	**348**

— Leading Scorers —
Carl Riefkin (Jr. F) 13.3
Fred Fest (Sr. C) 9.2
W.G. Wilkinson (Sr. F) 1.2
Gilbert Smith (Sr. G) 1.2
William Poynz (Sr. G) 1.0

1923-24 — Won 13, Lost 3.

COACH: G.C. Buchheit
CAPTAIN: A.T. Rice

Jan. 1	Vanderbilt	(H)	33	13
Jan. 8	Mexico YMCA	(H)	25	14
Jan. 12	Georgetown	(A)	32	24
Jan. 14	**Miss. A&M**	**(H)**	**16**	**17**
Jan. 15	Sewanee	(H)	50	15
Jan. 18	**Tennessee**	**(A)**	**13**	**20**
Jan. 19	Chattanooga	(A)	24	23
Feb. 4	West Virginia	(H)	24	21
Feb. 9	Centre	(A)	27	18
Feb. 11	Georgetown	(H)	39	35
Feb. 13	Clemson	(H)	38	13
Feb. 14	Virginia	(H)	29	16
Feb. 19	Virginia Tech	(H)	36	14
Feb. 21	Centre	(H)	38	24
Feb. 23	Georgia Tech	(H)	33	27

SIAA TOURNAMENT (Atlanta, Ga.)

Feb. 29	**North Carolina**	**20**	**41**
		477	**335**

— Leading Scorers —
Jim McFarland (Soph. F) 15.7
Lowell Underwood (Soph. C) 7.8
Carl Riefkin (Sr. F) 7.2
Will Milward (Jr. C) 5.9
Charles Hughes (Soph. F) 3.2

ALUMNI GYM ERA (1924-50)

1924-25 — Won 13, Lost 8.

COACH: C.O. Applegran
CAPTAIN: James McFarland

Dec. 13	Cincinnati	(H)	28	23
Dec. 18	**Indiana**	**(H)**	**18**	**20**
Dec. 20	**Michigan**	**(H)**	**11**	**21**
Jan. 3	**Cincinnati**	**(A)**	**20**	**24**
Jan. 5	**Illinois**	**(A)**	**26**	**36**
Jan. 6	**Wabash**	**(A)**	**10**	**57**
Jan. 9	Mississippi	(H)	26	23
Jan. 10	Georgetown	(H)	25	17
Jan. 17	Centre	(H)	33	26
Jan. 30	Washington & Lee	(H)	28	22
Feb. 2	West Virginia	(H)	29	19
Feb. 5	**Alabama**	**(A)**	**15**	**24**
Feb. 6	Georgia Tech	(A)	18	16
Feb. 7	**Georgia**	**(A)**	**24**	**28**
Feb. 9	Tennessee	(A)	35	22
Feb. 12	Tulane	(A)	29	22
Feb. 14	Georgetown	(A)	36	21
Feb. 18	Tennessee	(H)	26	21
Feb. 21	Centre	(H)	39	10

SOUTHERN CONF. TOUR.(Atlanta, Ga.)

Feb. 27	Mississippi A&M	31	26
Feb. 28	**Georgia**	**31**	**32**
		538	**510**

— Leading Scorers —
Jim McFarland (Soph. F) 15.7
Lowell Underwood (Jr. F) 13.2
Will Milward (Sr. C) 13.0
Charles Alberts (Jr. G) 5.3
Foster Helm (Soph. F) 3.7

1925-26 — Won 15, Lost 3.

COACH: Ray Eklund
CAPTAIN: Burgess Carey

Dec. 19	**DePauw**	**(H)**	**29**	**38**
Jan. 5	**Indiana**	**(A)**	**23**	**34**
Jan. 9	Berea	(H)	37	23
Jan. 12	Georgetown	(A)	36	21
Jan. 16	Georgia Tech	(H)	25	24
Jan. 22	Centre	(H)	45	25
Jan. 30	Georgetown	(H)	25	20
Feb. 1	Alabama	(H)	27	16
Feb. 4	Centre	(A)	46	19
Feb. 5	Washington & Lee	(H)	44	34
Feb. 8	Auburn	(H)	35	26
Feb. 12	Tennessee	(A)	51	17
Feb. 15	Georgia	(A)	22	18
Feb. 18	Tennessee	(H)	27	21
Feb. 20	Vanderbilt	(H)	30	20

SOUTHERN CONF. TOUR. (Atlanta, Ga.)

Feb. 26	Va. Military Inst.	38	25
Feb. 27	Georgia	39	34
Mar. 1	**Mississippi A&M**	**26**	**31**
		605	**446**

— Leading Scorers —
Gayle Mohney (Jr. G) 20.0
Paul Jenkins (Soph. F) 13.2
Jim McFarland (Sr. F) 10.0
Lowell Underwood (Sr. C) 6.6
Henry Besuden (Sr. C) 3.8

1926-27 — Won 3, Lost 13.

COACH: Basil Hayden
CAPTAIN: Paul Jenkins

Dec. 18	**Cincinnati**	**(H)**	**10**	**48**
Dec. 21	**Indiana**	**(H)**	**19**	**38**
Dec. 29	**Cincinnati**	**(A)**	**23**	**51**
Dec. 31	**Princeton**	**(H)**	**26**	**30**
Jan. 3	Florida	(H)	44	36
Jan. 10	**Ky. Wesleyan**	**(A)**	**25**	**31**
Jan. 15	**Vanderbilt**	**(H)**	**32**	**48**
Jan. 21	**Tennessee**	**(A)**	**14**	**19**
Jan. 22	**Georgia Tech**	**(A)**	**16**	**48**
Jan. 29	Centre	(H)	27	25
Feb. 1	**Georgetown**	**(A)**	**19**	**26**
Feb. 4	**Washington & Lee**	**(H)**	**34**	**36**
Feb. 7	**West Virginia**	**(H)**	**26**	**44**
Feb. 11	**Mississippi**	**(H)**	**17**	**37**
Feb. 12	Centre	(A)	22	16
Feb. 19	**Tennessee**	**(H)**	**21**	**30**
			375	**563**

— Leading Scorers —
Paul Jenkins (Jr. F) 9.8
Edwin Knadler (Sr. F) 7.0
Karl Ropke (Sr. F-C) 6.3
Frank Phipps (Jr. F) 5.5
Foster Helm (Sr. C) 2.8

1927-28 — Won 12, Lost 6.

COACH: John Mauer
CAPTAIN: Paul Jenkins

Dec. 16	Clemson	(H)	33	17
Dec. 20	**Miami (Ohio) U.**	**(H)**	**31**	**36**
Jan. 4	Berea	(H)	37	16
Jan. 9	Centre	(A)	36	25
Jan. 14	Vanderbilt	(H)	43	23
Jan. 16	Virginia	(A)	31	28
Jan. 18	**Naval Academy**	**(A)**	**26**	**32**
Jan. 19	**Maryland**	**(A)**	**7**	**37**
Jan. 28	Tennessee	(H)	48	18
Feb. 3	Washington & Lee	(H)	34	28
Feb. 4	**Indiana**	**(A)**	**29**	**48**
Feb. 8	Vanderbilt	(A)	54	29
Feb. 9	Tennessee	(A)	43	16
Feb. 11	**Georgia Tech**	**(H)**	**31**	**35**
Feb. 18	Centre	(H)	30	20

SOUTHERN CONF. TOUR. (Atlanta, Ga.)

Feb. 24	South Carolina	56	40
Feb. 25	Georgia	33	16
Feb. 27	**Mississippi**	**28**	**41**
		630	**505**

— Leading Scorers —
Cecil Combs (Soph. F) 18.6
Ivrine Jeffries (Sr. G) 11.5
Paul McBrayer (Soph. G-C) 9.3
Hays Owens (Soph. F) 6.8
Paul Jenkins (Sr. F) 6.3

1928-29 — Won 12, Lost 5.

COACH: John Mauer
CAPTAIN: Lawrence McGinnis

Dec. 15	Eastern Normal	(H)	35	10
Dec. 21	Miami (Ohio) U.	(H)	43	***42
Jan. 4	**North Carolina**	**(H)**	**15**	**25**
Jan. 12	Notre Dame	(A)	19	16
Jan. 16	**Georgia Tech**	**(A)**	**19**	**33**
Jan. 17	Tennessee	(A)	35	29
Jan. 19	Tennessee	(H)	27	22
Jan. 26	**Alabama**	**(H)**	**26**	**27**
Feb. 1	Mississippi A&M	(A)	25	23
Feb. 2	Mississippi A&M	(A)	32	14
Feb. 3	**Tulane**	**(A)**	**22**	**34**
Feb. 8	Washington & Lee	(H)	31	30
Feb. 13	Centre	(H)	47	11
Feb. 22	Mississippi	(H)	35	30
Feb. 23	Mississippi	(H)	32	24

SOUTHERN CONF. TOUR. (Atlanta, Ga.)

Mar. 1	Tulane	29	15
Mar. 2	**Georgia**	**24**	**26**
		496	**411**

— Leading Scorers —
Stan Milward (Soph. C) 11.6
Louis McGinnis (Soph. F) 9.9
Cecil Combs (Jr. G) 9.2
Carey Spicer (Soph. F) 8.6
Paul McBrayer (Jr. G) 4.9

1929-30 — Won 16, Lost 3.

COACH: John Mauer
CAPTAIN: Paul McBrayer

Dec. 14	Georgetown	(H)	46	9
Dec. 20	Miami (Ohio) U.	(H)	35	20
Dec. 31	Berea	(H)	29	26
Jan. 3	Clemson	(H)	31	15
Jan. 10	**Creighton**	**(H)**	**27**	**28**
Jan. 11	Creighton	(H)	25	21
Jan. 18	Tennessee	(H)	23	20
Jan. 24	Mississippi A&M	(H)	38	17
Jan. 25	Mississippi A&M	(H)	20	14
Jan. 31	**Tennessee**	**(A)**	**24**	**29**
Feb. 1	Georgia	(A)	22	21
Feb. 3	Clemson	(A)	34	20
Feb. 8	Georgia Tech	(H)	39	19
Feb. 14	Georgia	(H)	36	23
Feb. 18	Ky. Wesleyan	(H)	32	20
Feb. 22	Washington & Lee	(H)	28	*26

SOUTHERN CONF. TOUR. (Atlanta, Ga.)

Feb. 28	Maryland	26	21
Mar. 1	Sewanee	44	22
Mar. 3	**Duke**	**32**	**37**
		591	**408**

— Leading Scorers —
Cecil Combs (Sr. F) 12.5
Carey Spicer (Jr. F) 11.4
Louis McGinnis (Jr. F) 9.2
Paul McBrayer (Sr. G) 9.1
Stan Milward (Sr. C) 8.9

ADOLPH RUPP ERA

1930-31 — Won 15, Lost 3.

COACH: Adolph Rupp
CAPTAIN: Carey Spicer

Dec. 18	Georgetown	(H)	67	19
Dec. 27	Marshall	(H)	42	26
Dec. 31	Berea	(H)	41	25
Jan. 3	Clemson	(H)	33	21
Jan. 10	Tennessee	(H)	31	23
Jan. 16	Chattanooga	(H)	55	18
Jan. 21	Vanderbilt	(A)	42	37
Jan. 31	Tennessee	(A)	36	*32
Feb. 6	Washington & Lee	(H)	23	18
Feb. 9	Georgia Tech	(H)	38	34
Feb. 13	**Georgia**	**(A)**	**16**	**25**
Feb. 14	**Clemson**	**(A)**	**26**	**29**
Feb. 16	Georgia Tech	(A)	35	16
Feb. 20	Vanderbilt	(H)	43	23

SOUTHERN CONF. TOUR. (Atlanta, Ga.)

Feb. 27	North Carolina St.	33	28
Feb. 28	Duke	35	30
Mar. 2	Florida	56	36
Mar. 3	**Maryland (finals)**	**27**	**29**
		679	**469**

— Leading Scorers —
Carey Spicer (Sr. F) 19.0
Louis McGinnis (Sr. F) 17.5
George Yates (Jr. C) 12.8
Jake Bronston (Jr. G) 7.0
Aggie Sale (Soph. C-F) 6.2

1931-32 — Won 15, Lost 2.

COACH: Adolph Rupp
CAPTAIN: Ellis Johnson

Dec. 15	Georgetown	(H)	66	24
Dec. 18	Carnegie Tech	(H)	36	34
Dec. 23	Berea	(H)	52	27
Dec. 30	Marshall	(H)	46	16
Jan. 2	Clemson	(H)	43	24
Jan. 14	Clemson	(A)	30	17
Jan. 15	Sewanee	(A)	30	20
Jan. 16	Tennessee	(A)	29	28
Jan. 21	Chattanooga	(H)	51	17
Jan. 30	Washington & Lee	(H)	48	28
Feb. 3	Vanderbilt	(A)	61	37
Feb. 6	Duke	(H)	37	30
Feb. 8	Alabama	(H)	50	22
Feb. 13	Tennessee	(H)	41	27
Feb. 20	**Vanderbilt**	**(H)**	**31**	**32**

SOUTHERN CONF. TOUR. (Atlanta, Ga.)

Feb. 26	Tulane	50	30
Feb. 27	**North Carolina**	**42**	**43**
		743	**456**

RECORDS

ALL-TIME RECORDS

Date	Team	Site	Ky.	Opp.
1931-32 continued				
— Leading Scorers —				
Aggie Sale (Jr. F)				23.5
Darrell Darby (Jr. F)				14.2
Frenchy DeMoisey (Soph. C-F)				12.1
Ellis Johnson (Jr. G)				6.3
Howard Kreuter (Jr. F)				6.0

1932-33 — Won 20, Lost 3.

COACH: Adolph Rupp
CAPTAIN: Forest Sale

Date	Team	Site	Ky.	Opp.
Dec. 12	Georgetown	(H)	62	21
Dec. 17	Marshall	(N1)	57	23
Dec. 20	Tulane	(H)	53	17
Dec. 21	Tulane	(H)	42	11
Dec. 30	Chicago	(A)	58	26
Jan. 2	**Ohio State**	**(H)**	**30**	**46**
Jan. 6	Creighton	(A)	32	26
Jan. 7	**Creighton**	**(A)**	**22**	**34**
Jan. 10	South Carolina	(H)	44	36
Jan. 14	Tennessee	(A)	42	21
Jan. 16	Clemson	(H)	67	18
Jan. 28	Tennessee	(H)	44	23
Jan. 31	Vanderbilt	(A)	40	29
Feb. 1	Clemson	(A)	42	32
Feb. 2	**South Carolina**	**(A)**	**38**	**44**
Feb. 6	Mexico U.	(H)	81	22
Feb. 11	Georgia Tech	(H)	45	22
Feb. 13	Alabama	(N2)	35	21
Feb. 18	Vanderbilt	(H)	45	28
SEC TOURNAMENT (Atlanta, Ga.)				
Feb. 25	Mississippi		49	31
Feb. 26	Florida		48	24
Feb. 27	LSU		51	38
Feb. 28	Mississippi St. (finals)		46	27
SEC CHAMPIONS			**1073**	**630**

(N1) Ashland, Ky. (N2) Birmingham

— Leading Scorers —

Aggie Sale (Sr. C-F)	32.4
Frenchy Demoisey (Jr. C-F)	27.3
Bill Davis (Jr. G)	15.2
Darrell Darby (Sr. F)	9.1
Ellis Johnson (Sr. G)	7.6

1933-34 — Won 16, Lost 1.

COACH: Adolph Rupp
CAPTAIN: John DeMoisey

Date	Team	Site	Ky.	Opp.
Dec. 5	Alumni	(H)	53	20
Dec. 9	Georgetown	(H)	41	12
Dec. 14	Marshall	(H)	48	26
Dec. 16	Cincinnati	(H)	31	25
Dec. 21	Tulane	(A)	32	22
Dec. 22	Tulane	(A)	42	29
Jan. 12	Sewanee	(A)	55	16
Jan. 13	Tennessee	(A)	44	23
Jan. 20	Chattanooga	(H)	47	20
Jan. 27	Tennessee	(H)	53	26
Feb. 1	Alabama	(N1)	33	28
Feb. 3	Vanderbilt	(A)	48	26
Feb. 8	Alabama	(H)	26	21
Feb. 10	Georgia Tech	(H)	49	25
Feb. 15	Sewanee	(H)	60	15
Feb. 17	Vanderbilt	(H)	47	27
SEC TOURNAMENT (Atlanta, Ga.)				
Feb. 24	**Florida**		**32**	**38**
(N1) Birmingham			**741**	**399**

— Leading Scorers —

Frenchy DeMoisey (Sr. C)	21.2
Bill Davis (Sr. G)	14.1
Dave Lawrence (Jr. F)	13.5
Garland Lewis (Soph. C)	6.9
Jack Tucker (Jr. F)	6.6

1934-35 — Won 19, Lost 2

COACH: Adolph Rupp
CAPTAIN: Dave Lawrence and Jack Tucker

Date	Team	Site	Ky.	Opp.
Dec. 10	Alumni	(H)	95	8
Dec. 13	Oglethorpe	(H)	81	12
Dec. 21	Tulane	(A)	38	9
Dec. 22	Tulane	(A)	52	12
Jan. 2	Chicago	(H)	42	16
Jan. 5	**New York U.**	**(A)**	**22**	**23**
Jan. 12	Chattanooga	(H)	66	19
Jan. 18	Tulane	(H)	63	22
Jan. 19	Tulane	(H)	55	12
Jan. 26	Tennessee	(H)	48	21
Feb. 1	Alabama	(N1)	33	26
Feb. 2	Vanderbilt	(A)	58	22
Feb. 5	Xavier	(A)	40	27
Feb. 9	Georgia Tech	(H)	57	30
Feb. 11	Alabama	(H)	25	16
Feb. 13	**Michigan St.**	**(A)**	**26**	**32**
Feb. 16	Tennessee	(A)	38	36
Feb. 22	Creighton	(H)	63	42
Feb. 23	Creighton	(H)	24	13
Mar. 2	Vanderbilt	(H)	53	19
Mar. 7	Xavier	(H)	46	29
SEC CO-CHAMPIONS			**985**	**446**

(N1) Birmingham

— Leading Scorers —

Leroy Edward (Soph. C)	34.3
Dave Lawrence (Jr. F)	19.2
Garland Lewis (Jr. C-F)	10.4
Warfield Donohue (Soph. G)	6.9
Jack Tucker (Sr. F)	6.8

* Denotes 1 overtime period
** Denotes 2 overtime periods
*** Denotes 3 overtime periods

1935-36 — Won 15, Lost 6.

COACH: Adolph Rupp
CAPTAIN: Milerd Anderson

Date	Team	Site	Ky.	Opp.
Dec. 6	Georgetown	(H)	42	17
Dec. 17	Berea	(H)	58	30
Dec. 23	Pittsburgh	(H)	35	17
Jan. 8	**New York U.**	**(A)**	**28**	**41**
Jan. 14	Xavier	(A)	36	32
Jan. 17	Tulane	(H)	49	24
Jan. 18	Tulane	(H)	39	21
Jan. 21	Michigan St.	(H)	27	19
Jan. 25	Tennessee	(H)	40	31
Feb. 1	**Vanderbilt**	**(A)**	**23**	**32**
Feb. 3	Alabama	(A)	32	30
Feb. 7	Alabama	(H)	40	34
Feb. 10	**Notre Dame**	**(A)**	**20**	**41**
Feb. 11	Butler	(A)	39	28
Feb. 15	**Tennessee**	**(A)**	**28**	**39**
Feb. 18	Xavier	(H)	49	40
Feb. 21	Creighton	(H)	68	38
Feb. 22	**Creighton**	**(H)**	**29**	**31**
Feb. 24	Vanderbilt	(H)	61	41
SEC TOURNAMENT (Knoxville, Tenn.)				
Feb. 28	Mississippi St.		41	39
Mar. 1	**Tennessee**		**28**	**39**
			812	**664**

— Leading Scorers —

Ralph Carlisle (Soph. F)	24.1
Joe Hagan (Soph. F)	16.8
Garland Lewis (Sr. C)	15.7
Warfield Donohue (Jr. G)	7.0
J. Rice Walker (Soph. C-F)	4.7

1936-37 — Won 17, Lost 5.

COACH: Adolph Rupp
CAPTAIN: Warfield Donohue

Date	Team	Site	Ky.	Opp.
Dec. 9	Georgetown	(H)	46	21
Dec. 12	Berea	(H)	70	26
Dec. 15	Xavier	(A)	34	28
Dec. 21	Centenary	(H)	37	19
Jan. 2	Michigan St.	(H)	28	21
Jan. 5	**Notre Dame**	**(N1)**	**28**	**41**
Jan. 8	Creighton	(H)	59	36
Jan. 14	**Michigan St.**	**(A)**	**23**	**24**
Jan. 16	Akron U.	(N2)	32	22
Jan. 23	Tennessee	(H)	43	26
Jan. 30	Vanderbilt	(A)	41	26
Feb. 1	Alabama	(N3)	38	27
Feb. 3	**Tulane**	**(A)**	**28**	**35**
Feb. 4	Tulane	(A)	28	25
Feb. 8	Mexico U.	(H)	60	30
Feb. 10	**Alabama**	**(H)**	**31**	**34**
Feb. 13	**Tennessee**	**(A)**	**24**	**26**
Feb. 20	Vanderbilt	(H)	51	19
Feb. 22	Xavier	(H)	23	15
SEC TOURNAMENT (Knoxville, Tenn.)				
Feb. 26	Louisiana St.		57	37
Feb. 28	Georgia Tech		40	30
Mar. 1	Tennessee (finals)		39	25
SEC CHAMPIONS			**860**	**593**

(N1) Louisville (N2) Cincinnati (N3) Birmingham

— Leading Scorers —

Ralph Carlisle (Jr. F)	20.8
Joe Hagan (Jr. F)	15.0
Homer Thompson (Soph. C)	10.9
Walter Hodge (Sr. G)	7.8
Bernie Opper (Soph. G)	7.4

1937-38 — Won 13, Lost 5.

COACH: Adolph Rupp
CAPTAIN: J. Rice Walker

Date	Team	Site	Ky.	Opp.
Dec. 5	Berea	(H)	69	35
Dec. 18	Cincinnati	(H)	38	21
Dec. 22	Centenary	(H)	35	25
SUGAR BOWL TOURNAMENT (New Orleans, La.)				
Dec. 29	Pittsburgh (finals)		40	29
Jan. 8	**Michigan St.**	**(A)**	**37**	**42**
Jan. 10	**Detroit**	**(A)**	**26**	**34**
Jan. 15	**Notre Dame**	**(A)**	**37**	**47**
Jan. 22	Tennessee	(H)	52	27
Jan. 29	Vanderbilt	(A)	42	19
Jan. 31	Alabama	(N1)	57	31
Feb. 5	**Xavier**	**(A)**	**32**	**39**
Feb. 7	Michigan St.	(H)	44	27
Feb. 12	Alabama	(H)	27	21
Feb. 14	Marquette	(H)	35	33
Feb. 17	Xavier	(H)	45	29
Feb. 21	Vanderbilt	(H)	48	24
Feb. 26	Tennessee	(A)	29	26
SEC TOURNAMENT (Baton Rouge, La)				
Mar. 3	**Tulane**		**34**	**36**
			723	**543**

(N1) Birmingham

— Leading Scorers —

Joe Hagan (Sr. F)	18.4
Fred Curtis (Jr. F)	11.4
Bernie Opper (Jr. G)	9.5
Homer Thompson (Jr. C)	8.8
Mickey Rouse (Soph. G)	7.4

1938-39 — Won 16, Lost 4.

COACH: Adolph Rupp
CAPTAIN: Bernard Opper

Date	Team	Site	Ky.	Opp.
Dec. 2	Georgetown	(H)	39	19
Dec. 10	Ky. Wesleyan	(H)	57	18
Dec. 17	Cincinnati	(H)	44	27
Dec. 21	Washington & Lee	(H)	67	47
Jan. 4	**Long Island**	**(A)**	**34**	**52**
Jan. 6	St. Joseph's	(A)	41	30
Jan 14	**Notre Dame**	**(N1)**	**37**	**42**
Jan. 21	**Tennessee**	**(H)**	**29**	**30**
Jan. 28	**Alabama**	**(N2)**	**38**	**41**
Jan. 30	Vanderbilt	(A)	51	37
Feb. 4	Marquette	(H)	37	31
Feb. 8	Xavier	(A)	41	31
Feb. 11	Alabama	(H)	45	27
Feb. 13	Mississippi St.	(H)	39	28
Feb. 18	Tennessee	(A)	36	**34
Feb. 21	Xavier	(H)	43	23
Feb. 25	Vanderbilt	(H)	52	27
SEC TOURNAMENT (Knoxville, Tenn.)				
Mar. 2	Mississippi		49	30
Mar. 3	Louisiana St.		53	34
Mar. 4	Tennessee (finals)		46	38
SEC CHAMPIONS			**878**	**646**

(N1) Louisville (N2) Birmingham

— Leading Scorers —

Fred Curtis (Sr. F)	18.3
Homer Thompson (Sr. C)	12.8
Keith Farnsley (Soph. F)	12.7
Marion Cluggish (Jr. C)	10.6
Mickey Rouse (Jr. G)	10.4

1939-40 — Won 15, Lost 6.

COACH: Adolph Rupp
CAPTAIN: Layton Rouse

Date	Team	Site	Ky.	Opp.
SEC Champions (Tournament)				
Sugar Bowl Champions				
Dec. 9	Berea	(H)	74	24
Dec. 16	**Cincinnati**	**(H)**	**30**	**39**
Dec. 21	Clemson	(A)	55	31
SUGAR BOWL (New Orleans, La.)				
Dec. 27	Ohio St. (finals)		36	30
Jan. 1	Kansas St.	(H)	53	26
Jan. 6	Xavier	(A)	42	41
Jan. 8	West Virginia	(H)	47	38
Jan. 13	**Notre Dame**	**(A)**	**47**	**52**
Jan. 20	Tennessee	(H)	35	26
Jan. 27	**Alabama**	**(N1)**	**32**	**36**
Jan. 29	**Vanderbilt**	**(A)**	**32**	**40**
Feb. 3	Marquette	(A)	51	45
Feb. 10	Alabama	(H)	46	18
Feb. 12	Xavier	(H)	37	29
Feb. 13	Mississippi St.	(H)	45	37
Feb. 17	**Tennessee**	**(A)**	**23**	**27**
Feb. 19	**Georgia Tech**	**(A)**	**39**	**44**
Feb. 24	Vanderbilt	(H)	43	38
SEC TOURNAMENT (Knoxville, Tenn.)				
Feb. 29	Vanderbilt		44	31
Mar. 1	Tennessee		30	29
Mar. 2	Georgia (finals)		51	43
SEC CHAMPIONS			**892**	**724**

(N1) Birmingham

— Leading Scorers —

Mickey Rouse (Sr. G)	17.5
Keith Farnsley (Jr. F)	15.2
Marion Cluggish (Sr. C)	15.2
Lee Huber (Jr. G)	10.2
Jim King (Soph. C)	6.4
Carl Combs (Jr. G)	6.3

1940-41 — Won 17, Lost 8.

COACH: Adolph Rupp
CAPTAIN: Lee Huber

Date	Team	Site	Ky.	Opp.
Dec. 7	Alumni	(H)	62	25
Dec. 12	West Virginia	(H)	46	34
Dec. 13	Maryville	(H)	53	14
Dec. 18	**Nebraska**	**(A)**	**39**	**40**
Dec. 19	**Creighton**	**(A)**	**45**	**54**
Dec. 20	Kansas State	(A)	28	25
Dec. 27	Centenary	(H)	70	18
SUGAR BOWL (New Orleans, La.)				
Dec. 30	**Indiana**		**45**	**48**
Jan. 4	**Notre Dame**	**(N1)**	**47**	**48**
Jan. 9	Xavier	(A)	48	43
Jan. 11	**West Virginia**	**(A)**	**43**	**56**
Jan. 18	**Tennessee**	**(A)**	**22**	**32**
Jan. 20	Georgia Tech	(A)	47	37
Jan. 25	**Xavier**	**(H)**	**44**	**49**
Feb. 1	Vanderbilt	(A)	51	50
Feb. 3	Alabama	(A)	38	36
Feb. 8	Alabama	(H)	46	38
Feb. 10	Mississippi	(H)	60	41
Feb. 15	Tennessee	(H)	37	28
Feb. 17	Georgia Tech	(H)	60	41
Feb. 24	Vanderbilt	(H)	58	31
SEC TOURNAMENT (Louisville, Ky.)				
Feb. 27	Mississippi		62	52
Feb. 28	Tulane		59	30
Mar. 1	Alabama		39	37
Mar. 2	**Tennessee**		**33**	**36**
			1182	**943**

(N1) Louisville

— Leading Scorers —

Jim King (Jr. C)	15.1
Lee Huber (Sr. G)	14.9
Keith Farnsley (Sr. F)	12.4
Mel Brewer (Soph. C)	11.0
Milt Ticco (Soph C-F)	11.0

1941-42 — Won 19, Lost 6.

COACH: Adolph Rupp
CAPTAIN: Carl Staker

Date	Team	Site	Ky.	Opp.
SEC Champions (Tournament)				
Dec. 6	Miami (Ohio) U.	(H)	35	21
Dec. 13	**Ohio State**	**(A)**	**41**	**43**
Dec. 16	Nebraska	(H)	42	27
Dec. 22	South Carolina	(H)	64	25
Dec. 30	Texas A&M	(H)	49	29
Jan. 2	Washington & Lee	(H)	62	32
Jan. 10	Xavier	(A)	40	39
Jan. 17	**Tennessee**	**(A)**	**40**	**46**
Jan. 19	Georgia	(A)	51	26
Jan. 20	Georgia Tech	(A)	63	53
Jan. 24	Mexico	(H)	56	26
Jan. 31	Georgia	(H)	55	38
Feb. 2	**Alabama**	**(A)**	**35**	**41**
Feb. 7	**Notre Dame**	**(A)**	**43**	**46**
Feb. 9	Alabama	(H)	50	34
Feb. 14	Tennessee	(A)	36	33
Feb. 16	Georgia Tech	(H)	57	51
Feb. 21	Xavier	(H)	44	36
SEC TOURNAMENT (Louisville, Ky.)				
Feb. 26	Florida		42	36
Feb. 27	Mississippi		59	32
Feb. 28	Auburn		40	31
Mar. 1	Alabama (finals)		36	34
SEC CHAMPIONS				
POST SEASON GAME (Louisville, Ky.)				
Mar. 14	**Great Lakes**		**47**	**58**
NCAA TOURNAMENT (New Orleans, La)				
Mar. 20	Illinois		46	44
Mar. 21	**Dartmouth**		**28**	**47**
			1161	**928**

— Leading Scorers —

Marvin Akers (Jr. G)	19.1
Mel Brewer (Jr. C)	17.5
Milt Ticco (Jr. F)	12.8
Ermal Allen (Sr. F)	12.2
Ken England (Jr. G)	11.7

1942-43 — Won 17, Lost 6.

COACH: Adolph Rupp
Co-Captains: Marvin Akers and Melvin Brewer

Date	Team	Site	Ky.	Opp.
Dec. 12	Cincinnati	(H)	61	39
Dec. 19	Washington	(H)	45	38
Dec. 23	**Indiana**	**(N1)**	**52**	**58**
Jan. 2	**Ohio State**	**(H)**	**40**	**45**
Jan. 4	Ft. Knox	(H)	64	30
Jan. 9	Xavier	(A)	43	38

RECORDS

ALL-TIME RECORDS

Date	Team	Site	Ky.	Opp.
1942-43 Continued				
Jan. 16	Tennessee	(A)	30	28
Jan. 18	Georgia	(A)	60	28
Jan. 19	Georgia Tech	(A)	38	36
Jan. 23	Notre Dame	(N1)	60	55
Jan. 26	Vanderbilt	(H)	39	38
Jan. 30	**Alabama**	**(A)**	**32**	**41**
Feb. 1	Vanderbilt	(A)	54	43
Feb. 6	Alabama	(H)	67	41
Feb. 8	Xavier	(H)	48	36
Feb. 13	Tennessee	(H)	53	29
Feb. 15	Georgia Tech	(H)	58	31
Feb. 20	**DePaul**	**(A)**	**44**	**53**
SEC TOURNAMENT (Louisville, Ky.)				
Feb. 25	Tulane		48	31
Feb. 26	Georgia		59	30
Feb. 27	Mississippi St.		52	43
Feb. 28	**Tennessee**		**30**	**33**
POST-TECH GAME (N1)				
Mar. 6	**Great Lakes**		**39**	**53**

(N1) Louisville

— Leading Scorers —

Milt Ticco (Sr. F) 23.3
Mel Brewer (Sr. C) 19.1
Marvin Akers (Sr. G) 16.3
Mulford Davis (Soph. F) 15.6
Kenny Rollins (Soph. G) 11.7

1943-44 — Won 19, Lost 2.

COACH: Adolph Rupp
CAPTAIN:

Dec. 1	Ft. Knox	(H)	51	18
Dec. 4	Berea (Naval V-12)	(H)	54	40
Dec. 11	Indiana	(N1)	66	41
Dec. 13	Ohio State	(A)	40	28
Dec. 18	Cincinnati	(H)	58	30
Dec. 20	**Illinois**	**(A)**	**41**	**43**
Dec. 28	Carnegie Tech	(N2)	61	14
Dec. 30	St. John's	(A)	44	38
Jan. 8	Notre Dame	(N1)	55	54
Jan. 15	Wright Field	(H)	61	28
Jan. 31	Ft. Knox A.R.C.	(H)	76	48
Feb. 5	DePauw	(H)	38	35
Feb. 7	Illinois	(H)	51	40
Feb. 12	Cincinnati	(A)	38	35
Feb. 26	Ohio U.	(H)	51	35
SEC TOURNAMENT (Louisville, Ky.)				
Mar. 2	Georgia		57	29
Mar. 3	Louisiana St.		55	28
Mar. 4	Tulane (finals)		62	46
SEC CHAMPIONS				
NATIONAL INVITATION TOUR. (New York)				
Mar. 20	Utah		46	38
Mar. 22	**St. John's**		**45**	**48**
Mar. 26	Oklahoma A&M (cons)		45	29
			1095	**745**

— Leading Scorers —

Bob Brannum (Fr. C) 25.4
Jack Tingle (Sr. F) 17.7
Jack Parkinson (Fr. G) 14.7
Wilbur Schu (Soph. G) 13.4
Tom Moseley (Soph. G) 8.8

1944-45 — Won 22, Lost 4.

COACH: Adolph Rupp
CAPTAIN:

Dec. 2	Ft. Knox	(H)	56	23
Dec. 4	Berea	(H)	56	32
Dec. 9	Cincinnati	(H)	66	24
Dec. 16	Indiana	(N1)	61	43
Dec. 23	Ohio State	(H)	53	48
Dec. 26	Wyoming	(N2)	50	46
Dec. 30	Temple	(A)	45	44
Jan. 1	Long Island	(A)	62	*52
Jan. 6	Ohio U.	(H)	59	46
Jan. 8	Arkansas St.	(H)	75	6
Jan. 13	Michigan St.	(H)	66	35
Jan. 20	**Tennessee**	**(A)**	**34**	**35**
Jan. 22	Georgia Tech	(A)	64	58
Jan. 27	**Notre Dame**	**(N1)**	**58**	***59**
Jan. 29	Georgia	(H)	73	37
Feb. 3	Georgia Tech	(H)	51	32
Feb. 5	**Michigan St.**	**(A)**	**50**	**66**
Feb. 17	Tennessee	(H)	40	34
Feb. 19	Ohio U.	(A)	61	38
Feb. 24	Cincinnati	(A)	65	35
SEC TOURNAMENT (Louisville, Ky)				
Mar. 1	Florida		57	35
Mar. 2	Louisiana St.		68	37
Mar. 3	Alabama		52	41
Mar. 3	Tennessee (Finals)		39	35

Date	Team	Site	Ky.	Opp.
SEC CHAMPIONS				
NCAA TOURNAMENT (New York)				
Mar. 20	**Ohio State**		**37**	**45**
Mar. 21	Tufts (Consolation)		66	56	
			1464	**1042**

(N1) Louisville
(N2) Buffalo, N.Y.

SEC Champions
NIT Participant

Jack Tingle (Soph. F) 29.3
Jack Parkinson (Soph. G) 27.1
Wilbur Schue (Jr. F) 20.8
Alex Groza (Fr. C) 16.5
Kenton Campbell (Fr. C) 14.6

1945-46 — Won 28, Lost 2.

COACH: Adolph Rupp
CAPTAIN: Jack Parkinson

Dec. 1	Fort Knox	(H)	59	36
Dec. 7	Western Ontario	(H)	51	42
Dec. 8	Western Ontario	(H)	71	28
Dec. 15	Cincinnati	(H)	67	31
Dec. 18	Arkansas	(H)	67	42
Dec. 21	Oklahoma	(H)	43	33
Dec. 29	St. Johns	(A)	73	59
Jan. 1	**Temple**	**(A)**	**45**	**53**
Jan. 5	Ohio U	(H)	57	48
Jan. 7	Ft. Benning	(H)	81	25
Jan. 12	Michigan St.	(A)	55	44
Jan. 14	Xavier	(A)	62	36
Jan. 19	Tennessee	(A)	50	32
Jan. 21	Georgia Tech	(A)	68	43
Jan. 26	**Notre Dame**	**(N1)**	**47**	**56**
Jan. 28	Georgia Tech	(H)	54	26
Feb. 5	Michigan St.	(H)	59	51
Feb. 4	Vanderbilt	(A)	59	37
Feb. 9	Vanderbilt	(N2)	64	31
Feb. 16	Tennessee	(H)	54	34
Feb. 19	Ohio Univ.	(A)	60	52
Feb. 23	Xavier	(H)	83	40
SEC TOURNAMENT (Louisville, Ky.)				
Feb. 28	Auburn		69	24
Mar. 1	Florida		69	32
Mar. 2	Alabama		59	30
Mar. 2	Louisiana St. (finals)		59	36
SEC CHAMPIONS				
POST SEASON GAME (Louisville, Ky.)				
Mar. 9	Temple		54	43
NATIONAL INVITATION TOUR (New York)				
Mar. 16	Arizona		77	53
Mar. 18	West Virginia		59	51
Mar. 20	Rhode Island (finals)		46	45
			1821	**1198**

(N1) Louisville
(N2) Paducah, Ky.
NIT CHAMPIONS

— Leading Scorers —

Jack Parkinson (6-0 Jr. G) 11.3
Wallace Jones (6-4 Fr. F) 9.7
Ralph Beard (5-10 Fr. G) 9.3
Jack Tingle (6-3 Jr. F) 9.2
Wilbur Schu (6-4 Sr. F) 7.7

*Denotes 1 overtime period
**Denotes 2 overtime periods

1946-47 — Won 34, Lost 3.

Runner-up
SEC Champions (Tournament)
COACH: Adolph Rupp
CAPTAIN: Ken Rollins

Nov. 28	Indiana Central	(H)	78	36
Nov. 30	tulane	(H)	64	35
Dec. 2	Ft. Knox	(H)	68	31
Dec. 7	Cincinnati	(A)	80	49
Dec. 9	Idaho	(H)	65	35
Dec. 12	DePaul	(N1)	65	45
Dec. 14	Texas A&M	(H)	83	18
Dec. 16	Miami (Ohio) U.	(H)	62	49
Dec. 21	St. John's	(N2)	70	50
Dec. 23	Baylor	(H)	75	34
Dec. 28	Wabash	(H)	96	24
SUGAR BOWL (New Orleans, La.)				
Dec. 30	**Oklahoma A&M**		**31**	**37**
Jan. 4	Ohio U.	(H)	46	36
Jan. 11	Dayton U.	(H)	70	29
Jan. 13	Vanderbilt	(A)	82	30
Jan. 18	Tennessee	(A)	54	39
Jan. 20	Georgia Tech	(A)	70	47
Jan. 21	Georgia	(A)	84	45
Jan. 25	Xavier	(H)	71	34
Jan. 27	Michigan St.	(H)	86	36
Feb. 1	Notre Dame	(N1)	60	30
Feb. 3	Alabama	(A)	48	37
Feb. 8	**DePaul**	**(A)**	**47**	**53**
Feb. 10	Georgia	(H)	81	40
Feb. 15	Tennessee	(H)	61	46
Feb. 17	Alabama	(H)	63	33
Feb. 19	Xavier	(A)	58	31
Feb. 21	Vanderbilt	(A)	84	41
Feb. 22	Georgia Tech	(H)	83	46
SEC TOURNAMENT (Louisville, Ky.)				
Feb. 27	Vanderbilt		98	29
Feb. 28	Auburn		84	18
Mar. 1	Georgia Tech		75	53
Mar. 1	Tulane (finals)		55	38
SEC CHAMPIONS				
Post-SEASON GAME (Louisville)				
Mar. 8	Temple		68	29
NATIONAL INVITATIONAL TOURNAMENT (New York, N.Y.)				
Mar. 17	Long Island		63	62
Mar. 19	North Carolina St.		60	42
Mar. 24	**Utah**		**45**	**49**
	Louisville		**2533**	**1416**

Mad. Sq. Gar., Record Crowd. 18,493

— Leading Scorers —

Alex Groza (6-7 So. C-F) 10.6
Ralph Beard (5-10 Soph. G) 10.9
Kenneth Rollins (6-0 Jr. G) 8.4
Joe Holland (6-4 Sr. F) 6.2
Wallace Jones (6-4 Soph. C) 5.9

1947-48 — Won 36, Lost 3.

World Champions (Olympic Games)
SEC Champions (Tournament)
National Champions
(NCAA Tournament)
COACH: Adolph Rupp
CAPTIAN: Kenneth Rollins

Nov. 9	Indiana Central	(H)	80	41
Dec. 1	Ft. Knox	(H)	80	41
Dec. 5	Tulsa U.	(H)	72	18
Dec. 6	Tulsa U.	(H)	71	22
Dec. 10	DePaul	(N1)	74	50
Dec. 13	Cincinnati	(A)	67	31
Dec. 17	Xavier U.	(H)	79	37
Dec. 20	**Temple U.**	**(A)**	**59**	**60**
Dec. 23	St. John's	(A)	52	40
Jan. 2	Creighton	(A)	65	23
Jan. 3	Western Ontario	(H)	98	41
Jan. 5	Miami (Ohio)	(A)	67	53
Jan. 10	Michigan St.	(A)	47	45
Jan. 12	Ohio U.	(A)	79	57
Jan. 17	Tennessee	(A)	65	54
Jan. 19	Georgia Tech	(A)	71	56
Jan. 20	Georgia	(A)	88	51
Jan. 24	Cincinnati	(H)	70	43
Jan. 31	DePaul	(A)	68	51
Feb. 2	**Notre Dame**	**(A)**	**55**	**64**
Feb. 5	Alabama	(A)	41	31
Feb. 7	Washington U.	(N2)	69	39
Feb. 9	Vanderbilt	(A)	82	51
Feb. 14	Tennessee	(H)	69	42
Feb. 16	Alabama	(H)	63	33
Feb. 20	Vanderbilt	(H)	79	43
Feb. 21	Georgia Tech	(H)	78	54
Feb. 24	Temple	(N1)	58	38
Feb. 28	Xavier	(A)	59	37
SEC TOURNAMENT (Louisville, Ky.)				
Mar. 4	Florida		87	31
Mar. 5	Louisiana State		63	47
Mar. 6	Tennessee		70	47
Mar. 6	Georgia Tech (finals)		54	43
SEC CHAMPIONS				
NCAA TOURNAMENT (New York)				
Mar. 18	Columbia		76	53
Mar. 20	Holy Cross		60	52
Mar. 23	Baylor (finals)		58	42
NATIONAL CHAMPIONS				
OLYMPIC TRIALS (New York)				
Mar. 27	Louisville		91	57
Mar. 29	Baylor		77	59
(Championship-Collegiate Bracket)				
Mar. 31	**Phillips Oiler (AAU Champs)**		**49**	**53**

(N1) Louisville

			2690	**1730**

(N2) Memphis

OLYMPIC TEAM EXHIBITION GAMES
Kentucky vs. Phillips Oilers

June 30	Tulsa, Okla.		52	60
July 2	Kansas City, Mo.		70	**69
July 7	Lexington, Ky.		50	56
@OLYMPIC GAMES (London, England)				
July 30	Switzerland		86	21
Aug. 2	Czechoslovokia		53	28
Aug. 3	Argentina		59	57
Aug. 4	Egypt		66	28
Aug. 6	Peru		61	33
Aug. 9	Uruguay		63	28
Aug. 11	Mexico		71	40
Aug. 13	France (finals)		65	21
WORLD CHAMPIONS				

— Leading Scorers —

Alex Groza (6-7 Jr. C) 12.5
(488 TP in 39 Games)
Ralph Beard (5-10 Jr. G) 12.5
Wallace Jones (6-4 Jr. C/F) 9.3
James Line (6-2 Soph. F) 6.9
Kenneth Rollins (6-0 Sr. G) 6.6

1948-49 — Won 32, Lost 2.

National Champions
(NCAA Tournament)
SEC Champions (Tournament)
Ranked 1st Nationally AP
Runner Up Sugar Bowl
Loser NIT in attempted "Grand Slam"
COACH: Adolph Rupp
CAPTAIN:

Nov. 29	Indiana Central	(H)	74	38
Dec. 8	DePaul	(N1)	67	36
Dec. 10	Tulsa U.	(H)	81	27
Dec. 13	Arkansas	(H)	76	39
Dec. 16	Holy Cross	(A)	51	48
Dec. 18	St. John's	(A)	57	30
Dec. 22	Tulane	(N1)	51	47
SUGAR BOWL (New Orleans, La.)				
Dec. 9	Tulane		78	47
Dec. 30	**St. Louis**		**40**	**42**
Jan. 11	Bowling Green	(N2)	63	61
Jan. 15	Tennessee	(A)	66	51
Jan. 17	Georgia Tech	(A)	56	45
Jan. 22	DePaul	(A)	56	45
Jan. 29	Notre Dame	(N1)	62	38
Jan. 31	Vanderbilt	(A)	72	50
Feb. 2	Alabama	(A)	56	40
Feb. 3	Mississippi	(N3)	75	45
Feb. 5	Bradley	(N4)	62	52
Feb. 8	Tennessee	(H)	71	56
Feb. 12	Xavier	(H)	96	50
Feb. 14	Alabama	(H)	74	32
Feb. 16	Mississipp	(H)	85	31
Feb. 19	Georgia Tech	(H)	78	32
Feb. 21	Georgia	(H)	95	40
Feb. 24	Xavier	(A)	51	40
Feb. 26	Vanderbilt	(H)	70	37
SEC TOURNAMENT (Louisville, Ky.)				
Mar. 3	Florida		73	36
Mar. 4	Auburn		70	39
Mar. 5	Tennessee		83	44
Mar. 5	Tulane (finals)		68	52
SEC CHAMPIONS				
NATIONAL INVITATION TOUR (New York)				
Mar. 14	**Loyola of Chicago**		**56**	**67**
NCAA TOURNAMENT (Eastern Regionals) (New York, N.Y.)				
Mar. 21	Villanova		85	72
Mar. 22	Illinois		76	47
NCAA FINALS (Seattle, Wash.)				
Mar. 26	Oklahoma A&M (finals)		46	36
			2320	**1492**

NATIONAL CHAMPIONS
(N1) Louisville (N3) Memphis
(N2) Cleveland (N4) Owensboro, Ky.

— Leading Scorers —

Alex Groza (6-7 Sr. C) 20.5
Ralph Beard (5-10 Sr. G) 10.8
Wallace Jones (6-4 Sr. F-C) 6
Cliff Barker (6-2 Sr. G-F) 7.3
Dale Barnstable (6-3 Jr. F-G) 6.1

1949-50 — Won 25, Lost 5.

SEC Champions (Tournament)
Sugar Bowl Champions
NIT Participant (0-1)
Ranked 3rd Nationally AP
COACH: Adolph Rupp
CAPTAIN: Dale Barnstable

Dec. 3	Indiana Central	(H)	84	61
Dec. 10	Western Ontario	(H)	90	18
Dec. 15	**St. John's**	**(A)**	**58**	**69**
Dec. 21	DePaul	(N1)	49	47
Dec. 25	Purdue	(A)	60	54
SUGAR BOWL (New Orleans, La.)				
Dec. 29	Villanova		57	*56
Dec. 30	Bradley (finals)		71	66
Jan. 2	Arkansas	(A)	57	53
Jan. 4	Mississippi St.	(N2)	87	55
Jan. 9	N. Carolina U.	(H)	83	44

RECORDS

ALL-TIME RECORDS

Date	Team	Site	Ky.	Opp.
1949-50 continued				
Jan. 14	**Tennessee**	**(A)**	**53**	**66**
Jan. 16	Georgia Tech	(A)	61	47
Jan. 17	**Georgia**	**(A)**	**60**	**71**
Jan. 21	DePaul	(A)	86	53
Jan. 23	**Notre Dame**	**(A)**	**51**	**64**
Jan. 26	Xavier	(A)	58	47
Jan. 28	Georgia	(H)	88	56
Jan. 30	Vanderbilt	(A)	58	54
Feb. 2	Alabama	(A)	66	64
Feb. 4	Mississippi	(N3)	61	55
Feb. 11	Tennessee	(H)	79	52
Feb. 13	Alabama	(H)	77	57
Feb. 15	Mississippi	(H)	90	50
Feb. 18	Georgia Tech	(H)	97	62
Feb. 23	Xavier	(H)	58	53
Feb. 25	Vanderbilt	(H)	70	66
	SEC TOURNAMENT (Louisville, Ky.)			
Mar. 2	Mississippi St.		56	46
Mar. 3	Georgia		79	63
Mar. 4	Tennessee (finals)		95	58
SEC CHAMPIONS				
	NATIONAL INVITATION TOUR (New York)			
Mar. 14	**City col. of N.Y.**		**50**	**89**
			2089	**1696**

(N1) Louisivlle (N2) Owensboro
(N3) Memphis

— Leading Scorers —

Bill Spivey (7-0 Soph. C) 19.3
Jim Line (6-2 Sr. F) 13.1
Walt Hirsch (6-4 Jr. F) 9.9
Bobby Watson (5-10 Soph. G) 7.5
Dale Barnstable (6-3 Sr. G) 5.9

MEMORIAL COLISEUM ERA

1950-51 — Won 32, Lost 2.

National Champions (NCAA Tournament)
SEC Champions
Ranked 1st Nationally AP-UPI
Third Sugar Bowl Tournament
COACH: Adolph Rupp
CAPTAIN: Walt Hirsch
(Including exhibition games, Kentucky won 39 games and lost 2.)

Dec. 1	W. Texas St.	(H)	73	43
Dec. 9	Purdue	(H)	70	52
Dec. 12	Xavier	(A)	67	56
Dec. 14	Florida	(H)	85	37
Dec. 16	Kansas	(H)	68	39
Dec. 23	St. John's	(A)	43	37
	SUGAR BOWL (New Orleans, La.)			
Dec. 29	**St. Louis**		**42**	***43**
Dec. 30	Syracuse (consolation)		69	59
Jan. 5	Auburn	(H)	79	35
Jan. 8	DePaul	(H)	63	55
Jan. 13	Alabama	(H)	65	48
Jan. 15	Notre Dame	(H)	69	44
Jan. 20	Tennessee	(A)	70	45
Jan. 22	Georgia Tech	(A)	82	61
Jan. 27	Vanderbilt	(A)	74	49
Jan. 29	Tulane	(A)	104	68
Jan. 31	Louisiana St.	(A)	81	59
Feb. 2	Mississippi St.	(A)	80	60
Feb. 3	Mississippi	(N1)	86	39
Feb. 9	Georgia Tech	(H)	75	42
Feb. 13	Xavier	(H)	78	51
Feb. 17	Tennessee	(H)	86	61
Feb. 19	DePaul	(A)	60	57
Feb. 23	Georgia	(H)	88	41
Feb. 24	Vanderbilt	(H)	89	57
SEC CHAMPIONS				
	SEC TOURNAMENT (Louisville, Ky.)			
Mar. 1	Mississippi St.		92	70
Mar. 2	Auburn		84	54
Mar. 3	Georgia Tech		82	56
Mar. 3	**Vanderbilt**		**57**	**61**
	POST-SEASON GAME			
Mar. 13	Loyola of Chicago	(H)	97	61
	NCAA TOURNAMENT (First Round Raleigh, N.C.)			
Mar. 20	Louisville		79	68
	(Eastern Regional New York, N.Y.)			
Mar. 22	St. John's		59	43
Mar. 24	Illinois		76	74
	(National Finals Minneapolis, Minn.)			
Mar. 27	Kansas St. (finals)		68	58
			2540	**1783**
NATIONAL CHAMPIONS				
	EXHIBITION GAME			
Apr. 27	Ky. All-Stars	(H)	92	49
	PUERTO RICO EXHIBITION TOUR			
Aug. 25	San German Ath.		86	38
Aug. 26	Ponce Lions		83	43
Aug. 27	San Turce		93	40
Aug. 29	Univ. of Puerto Rico		91	44
Sept. 2	U.S. Navy		52	23
	(Called at half on account of rain)			
Sept. 3	Puerto Rico		75	46
	All-Stars			

(N1) Owensboro, Ky.

— Leading Scorers —

Bill Spivey (7-0 Jr. C) 19.2
Shelby Linville (6-5 Jr. F) 10.4
Bobby Watson (5-10 Jr. G) 10.4
Frank Ramsey (6-3 Soph. G) 10.1
Walt Hirsch (6-3 Sr. F) 9.1

1951-52 — Won 29, Lost 3.

Ranked 1st Nationally AP-UPI
SEC Championship (14-0)
NCAA Tournament Participant (1-1)
Runner-up Sugar Bowl
COACH: Adolph Rupp
CAPTAIN: Robert Watson

Dec. 8	Washington & Lee	(H)	96	46
Dec. 10	Xavier	(A)	97	72
Dec. 13	**Minnesota**	**(A)**	**57**	**61**
Dec. 17	St. John's	(H)	81	40
Dec. 20	DePaul	(H)	98	60
Dec. 26	U.C.L.A.	(H)	84	53
	SUGAR BOWL (New Orleans, La.)			
Dec. 28	Brigham Young		84	64
Dec. 29	**St. Louis**		**60**	**61**
Jan. 2	Mississippi	(N1)	116	58
Jan. 5	Louisiana St.	(H)	57	47
Jan. 7	Xavier	(H)	83	50
Jan. 12	Florida	(H)	99	52
Jan. 14	Georgia	(N2)	95	55
Jan. 19	Tennessee	(A)	65	56
Jan. 21	Georgia Tech	(A)	96	51
Jan. 26	Alabama	(A)	71	67
Jan. 28	Vanderbilt	(A)	88	51
Jan. 30	Auburn	(A)	88	48
Feb. 2	Notre Dame	(N3)	71	66
Feb. 4	Tulane	(H)	103	54
Feb. 6	Mississippi	(H)	81	61
Feb. 9	Georgia Tech	(H)	93	42
Feb. 11	Mississippi St.	(H)	110	66
Feb. 16	Tennessee	(H)	95	40
Feb. 21	Vanderbilt	(H)	75	45
Feb. 23	DePaul	(A)	63	61
SEC CHAMPIONS				
	SEC TOURNAMENT (Louisville, Ky.)			
Feb. 28	Georgia Tech		80	59
Feb. 29	Tulane		85	61
Mar. 1	Tennessee		81	66
Mar. 1	Louisiana St. (finals)		44	43
	NCAA TOURNAMENT (Eastern Regionals) (Raleigh, N.C.)			
Mar. 21	Penn. St.		82	54
Mar. 22	**St. John's**		**57**	**64**
			2635	**1774**

(N1) Owensboro, Ky. (N2) Louisville
(N3) Chicago

- Leading Scorers -

Cliff Hagan (6-4 Jr. C) 21.6
Frank Ramsey (6-3 Jr. G) 15.9
Bobby Watson (5-10 Sr. G) 13.1
Lou Tsioropoulos (6-5 Jr. F) 7.9
Lucian Whitaker (6-0 Sr. F) 7.8

1952-53 — No Schedule

(Under suspension by NCAA)
Intra-Squad Scrimmage Results
COACH: Adolph Rupp
CO-CAPTAINS: Cliff Hagan and Frank Ramsey

Dec. 13	Varsity	76	Freshman	45
Jan. 19	Ramsey's	71	Hagans	50
Feb. 4	Hagans	68	Ramsey's	55
Feb. 28	Blues	49	Whites	47
		264		**197**

1953-54 — Won 25, Lost 0.

Ranked 1st Nationally AP, 2nd UPI
UKIT Champions
SEC Champions (14-0)
Declined NCAA Berth
COACH: Adolph Rupp
CO-CAPTAINS: Cliff Hagan and Frank Ramsey

Dec. 5	Temple	(H)	86	59
Dec. 12	Xavier	(A)	81	66
Dec. 14	Wake Forest	(H)	101	69
Dec. 18	St. Louis	(A)	71	59
	UK INVITATIONAL TOURNAMENT			
Dec. 21	Duke		85	69
Dec. 22	LaSalle (finals)		73	60
Dec. 28	Minnesota	(H)	74	59
Jan. 4	Xavier	(H)	77	71
Jan. 9	Georgia Tech	(H)	105	53
Jan. 11	DePaul	(H)	81	63
Jan. 16	Tulane	(H)	94	43
Jan. 23	Tennessee	(A)	97	71
Jan. 30	Vanderbilt	(A)	85	63
Feb. 2	Georgia Tech	(N1)	99	48
Feb. 4	Georgia	(H)	106	55
Feb. 6	Georgia	(N2)	100	68
Feb. 8	Florida	(A)	97	55
Feb. 13	Mississippi	(H)	88	62
Feb. 15	Mississippi St.	(H)	81	49
Feb. 18	Tennessee	(H)	90	63
Feb. 20	DePaul	(A)	76	61
Feb. 22	Vanderbilt	(H)	100	64
Feb. 27	Auburn	(N3)	109	79
Mar. 1	Alabama	(A)	68	43
	SEC PLAYOFF (Nashville, Tenn.)			
Mar. 9	Louisiana St.		63	56
			2187	**1508**

(Playoff game to determine SEC champion and representative in NCAA Tournament. Kentucky and LSU tied for league title due to a schedule disagreement. Kentucky won but declined NCAA.)

SEC CHAMPIONS
(N1) Louisville (N2) Owensboro, Ky.
(N3) Montgomery

- Leading Scorers -Cliff Hagan (6-4 Sr. C) . . 24.0
Frank Ramsey (6-3 S. G) 19.6
Lou Tsioropoulos (6-5 Sr. F) 14.5
Billy Evans (6-1 Jr. F) 8.4
Gayle Rose (6-0 Jr. G) 6.7

1954-55 — Won 23, Lost 3.

NCAA Tournament Participant (1-1)
UKIT Champions
SEC Champions (12-2)
Ranked 2nd Nationally AP, UPI
COACH: Adolph Rupp
CAPTAIN: Bill Evans

Dec. 4	Louisiana St.	(H)	74	58
Dec. 11	Xavier	(A)	73	69
Dec. 18	Temple	(H)	79	61
	UNIVERSITY OF KENTUCKY INVITATIONAL TOURNAMENT (Lexington, Ky.)			
Dec. 21	Utah		70	65
Dec. 22	LaSalle (finals)		63	54
Dec. 30	St. Louis	(H)	82	65
Jan. 1	Temple	(A)	101	69
Jan. 8	**Georgia Tech**	**(H)**	**58**	**59**
Jan. 10	DePaul	(H)	92	59
Jan. 15	Tulane	(A)	58	44
Jan. 17	Louisiana St.	(A)	64	62
Jan. 22	Tennessee	(A)	84	66
Jan. 29	Vanderbilt	(A)	75	71
Jan. 31	**Georgia Tech**	**(A)**	**59**	**65**
Feb. 3	Florida	(H)	87	63
Feb. 5	Mississippi	(N1)	84	66
Feb. 7	Mississippi St.	(A)	61	56
Feb. 9	Georgia	(H)	86	40
Feb. 14	Xavier	(H)	66	55
Feb. 19	DePaul	(A)	76	72
Feb. 21	Vanderbilt	(H)	77	59
Feb. 26	Auburn	(H)	93	59
Feb. 28	Alabama	(H)	66	52
Mar. 5	Tennessee	(H)	104	61
SEC CHAMPIONS				
	NCAA TOURNAMENT (Eastern Regionals) (Evanston, Illinois)			
Mar. 11	**Marquette**		**71**	**79**
Mar. 12	Penn State		84	59
			1987	**1588**

(N1) Memphis

- Leading Scorers -

Bob Burrow (6-7 Jr. C) 19.0
Billy Evans (6-1 Jr. F) 13.9
Jerry Bird (6-6 Jr. F) 10.7
Phil Grawemeyer (6-7 Jr. F) *13.0
Gayle Rose (6-0 Sr. G) 7.4

*Grawemeyer ranked 4th in total points with 260 in 20 games. Broke leg against DePaul and missed last six games.

1955-56 — Won 20, Lost 6.

Ranked 9th Nationally AP

Date	Team	Site	Ky.	Opp.
	Second SEC (12-2)			
	NCAA Tournament Participant (1-1)			
	UKIT Runner-up			
	COACH: Adolph Rupp			
	CAPTAINS: Phil Grawemeyer			
Dec. 3	Louisiana St.	(A)	62	52
Dec. 10	**Temple**	**(H)**	**61**	**73**
Dec. 12	DePaul	(H)	71	69
Dec. 15	Maryland	(A)	62	61
Dec. 17	Idaho	(H)	91	49
	UK INVITATIONAL TOURNAMENT			
Dec. 20	Minnesota		72	65
Dec. 21	**Dayton**		**74**	**89**
Dec. 28	St. Louis U.	(A)	101	80
Jan. 7	Georgia Tech	(H)	104	51
Jan. 12	Tulane	(H)	85	63
Jan. 14	Louisiana St.	(H)	107	65
Jan. 21	Tennessee	(A)	95	68
Jan. 28	**Vanderbilt**	**(A)**	**73**	**81**
Jan. 30	Georgia Tech	(A)	84	62
Feb. 1	Duke	(H)	81	76
Feb. 4	Auburn	(N1)	82	81
Feb. 6	Florida	(A)	81	70
Feb. 11	Mississippi	(H)	88	49
Feb. 13	Mississippi St.	(H)	86	65
Feb. 18	**DePaul**	**(A)**	**79**	**81**
Feb. 20	Vanderbilt	(H)	76	55
Feb. 25	**Alabama**	**(N1)**	**77**	**101**
Feb. 27	Georgia	(N2)	143	66
Mar. 3	Tennessee	(H)	101	77
	NCAA TOURNAMENT (Kentucky represented the SEC in NCAA when champion Alabama declined the bid.) (Eastern Regionals) (Iowa City, Iowa)			
Mar. 16	Wayne U.	(A)	84	64
Mar. 17	**Iowa**	**(A)**	**77**	**89**
			2197	**1802**

(N1) Montgomery
(N2) Louisville

- Leading Scorers -

Bob Burrow (6-7 Sr. C) 21.1
Jerry Bird (6-6 Sr. F) 16.2
Vernon Hatton (6-3 Soph. G) 13.3
Gerry Calvert (5-11 Jr. G) 11.2
Phil Grawemeyer (6-7 Sr. F) 8.4

1956-57 — Won 23, Lost 5.

Ranked 3rd Nationally AP, UPI
UKIT Champions
SEC Champions (12-2)
Sugar Bowl Champions
NCAA Tournament Participant (1-1)
COACH: Adolph Rupp
HONORARY CO-CAPTAINS: Ed Beck and Gerry Calvert

Dec. 1	Washington & Lee	(H)	94	66
Dec. 3	Miami (Fla.)	(H)	114	75
Dec. 8	Temple	(A)	73	58
Dec. 10	**St. Louis**	**(H)**	**70**	**71**
Dec. 15	Maryland	(H)	76	55
Dec. 18	**Duke**	**(A)**	**84**	**85**
	UK INVITATIONAL TOURNAMENT			
Dec. 21	Southern Meth.		73	67
Dec. 22	Illinois (finals)		91	70
	SUGAR BOWL (New Orleans, La.)			
Dec. 28	Virginia Tech		56	55
Dec. 29	Houston (finals)		111	76
Jan. 5	Georgia Tech	(H)	95	72
Jan. 7	Loyola (Chicago)	(H)	81	62
Jan. 12	Louisiana St.	(A)	51	46
Jan. 14	**Tulane**	**(A)**	**60**	**68**
Jan. 19	Tennessee	(A)	97	72
Jan. 26	Vanderbilt	(A)	91	83
Jan. 28	Georgia Tech	(A)	76	65
Jan. 30	Georgia	(H)	84	53
Feb. 2	Florida	(H)	88	61
Feb. 8	Mississippi	(N1)	75	69
Feb. 11	**Mississippi St.**	**(A)**	**81**	**89**
Feb. 15	Loyola (Chicago)	(A)	115	65
Feb. 18	Vanderbilt	(H)	80	65
Feb. 23	Alabama	(H)	79	60
Feb. 25	Auburn	(H)	103	85
Mar. 2	Tennessee	(H)	93	75
SEC CHAMPIONS				
	NCAA TOURNAMENT (Midwest Regional) (Lexington, Ky.)			
Mar. 15	Pittsburgh		98	92
Mar. 16	**Michigan St.**		**68**	**80**
			2357	**1953**

(N1) Memphis

RECORDS

ALL-TIME RECORDS

Date	Team	Site	Ky.	Opp.
1956-57 Continued				
- Leading Scorers -				
Johnny Cox (6-4 Soph. F)				19.4
Gerry Calvert (5-11 Sr. G)				15.2
Vernon Hatton (6-3 Jr. G)				14.8
John Crigler (6-3 Jr. F)				10.3
Ed Beck (6-7 Jr. C)				9.5

1957-58 — Won 23, Lost 6.

National Champions
(NCAA Tournament)
SEC Champions (12-2)
Ranked 9th Nationally AP, 14th UPI
UKIT Participant (1-1)
COACH: Adolph Rupp
HONORARY CAPTAIN: Ed Beck

Dec. 2	Duke	(H)	78	74
Dec. 4	Ohio State	(A)	61	54
Dec. 7	Temple	(H)	85	***83
Dec. 9	**Maryland**	**(A)**	**62**	**71**
Dec. 14	St. Louis	(A)	73	60
Dec. 16	**Southern Meth.**	**(A)**	**64**	**65**
UK INVITATIONAL TOURNAMENT				
Dec. 20	**West Virginia**		**70**	**77**
Dec. 21	Minnesota		78	58
Dec. 23	Utah State	(H)	92	64
Dec. 30	Loyola (Chicago)	(H)	75	42
Jan. 4	Georgia Tech	(H)	76	60
Jan. 6	Vanderbilt	(A)	86	81
Jan. 11	Louisiana St.	(H)	97	52
Jan. 13	Tulane	(H)	86	50
Jan. 18	Tennessee	(H)	77	68
Jan. 27	**Georgia Tech**	**(A)**	**52**	**71**
Jan. 29	Georgia	(N1)	74	55
Jan. 31	Florida	(A)	78	56
Feb. 8	Mississippi	(H)	96	65
Feb. 10	Mississippi St.	(H)	72	62
Feb. 15	**Loyola (Chicago)**	**(A)**	**56**	**57**
Feb. 17	Vanderbilt	(H)	65	61
Feb. 22	Alabama	(N2)	45	*43
Feb. 24	**Auburn**	**(N3)**	**63**	**64**
Mar. 1	Tennessee	(A)	77	66
SEC CHAMPIONS				
NCAA TOURNAMENT				
(Mideast Regional)				
(Lexington, Ky.)				
Mar. 14	Miami (Ohio)		94	70
Mar. 15	Notre Dame		89	56
FINALS				
Louisville, Ky.				
Mar. 21	Temple		61	60
Mar. 22	Seattle (finals)		84	72
			2166	**1817**

NATIONAL COLLEGIATE CHAMPIONS FOR RECORD FOURTH TIME

(N1) Atlanta (N2) Montgomery
(N3) Birmingham
- Leading Scorers -
Vernon Hatton (6-3 Sr. G) 17.1
Johnny Cox (6-4 Jr. F) 14.9
John Crigler (6-3 Sr. F) 13.6
Adrian Smith (6-0 Sr. G) 12.4
Ed Beck (6-7 Sr. C) 5.6

1958-59 — Won 24, Lost 3.

NCAA Tournament Participant (1-1)
UKIT Champions
Second SEC (12-2)
Ranked 2nd Nationally
COACH: Adolph Rupp HONORARY
CAPTAIN: Johnny Cox

Dec. 1	Florida St.	(H)	91	68
Dec. 6	Temple	(A)	76	71
Dec. 8	Duke	(A)	78	64
Dec. 11	Southern Meth.	(H)	72	60
Dec. 13	St. Louis	(H)	76	57
Dec. 15	Maryland	(H)	58	*56
UK INVITATIONAL TOURNAMENT				
Dec. 19	Ohio State		95	76
Dec. 20	West Virginia (finals)		97	91
Dec. 29	Navy	(H)	82	69
Dec. 30	Illinois	(N1)	76	75
Jan. 3	Georgia Tech	(H)	72	62
Jan. 6	**Vanderbilt**	**(A)**	**66**	**75**
Jan. 10	Louisiana St.	(A)	76	61
Jan. 12	Tulane	(A)	85	68
Jan. 17	Tennessee	(H)	79	58
Jan. 26	Georgia Tech	(A)	94	70
Jan. 29	Georgia	(H)	108	55
Jan. 31	Florida	(H)	94	51
Feb. 7	Mississippi	(N2)	97	72
Feb. 9	**Mississippi St.**	**(A)**	**58**	**66**
Feb. 14	Notre Dame	(N3)	71	52
Feb. 18	Vanderbilt	(H)	83	71
Feb. 21	Auburn	(H)	75	56
Feb. 23	Alabama	(H)	39	32
Feb. 28	Tennessee	(A)	69	56
NCAA TOURNAMENT				
(Kentucky represented the SEC in NCAA when champion Miss. State declined the bid.)				
(Mideast Regional)				
Evanston, Ill.				
Mar. 13	Louisville		61	76
Mar. 14	**Marquette**		**98**	**69**
			2126	**1737**

(N1) Louisville (N3)Chicago
(N2) Jackson, Miss.
- Leading Scorers -
Johnny Cox (6-4 Sr. F) 17.9
Billy Ray Lickert (6-3 Soph. G) 13.5
Bennie Coffman (6-0 Jr. G) 10.7
Don Mills (6-6 Jr. C) 10.5
Sid Cohen (6-1 Jr. G) 8.1
Dickie Parsons (5-10 Soph G) 8.0

1959-60 — Won 18, Lost 7.

Third SEC (10-4)
UKIT Runner-up
COACH: Adolph Rupp
CO-CAPTAINS: Bill Lickert and Don Mills

Dec. 1	Colorado St.	(H)	106	73
Dec. 4	UCLA	(A)	68	66
Dec. 5	**So. California**	**(A)**	**73**	**87**
Dec. 12	**St. Louis**	**(A)**	**61**	**73**
Dec. 14	Kansas	(A)	77	*72
UK INVITATIONAL TOURNAMENT				
Dec. 18	North Carolina		76	70
Dec. 19	**W. Virginia**		**70**	**79**
Dec. 20	Temple	(N1)	97	92
Dec. 28	Ohio State	(H)	96	93
Jan. 2	**Georgia Tech**	**(H)**	**54**	**62**
Jan. 5	Vanderbilt	(A)	76	59
Jan. 9	Louisiana St.	(H)	77	45
Jan. 11	Tulane	(H)	68	42
Jan. 16	Tennessee	(A)	78	68
Jan. 25	**Georgia Tech**	**(A)**	**44**	**65**
Jan. 27	Georgia	(N2)	84	60
Jan. 29	Florida	(A)	75	62
Feb. 6	Mississippi	(H)	61	43
Feb. 8	Mississippi St.	(H)	90	59
Feb. 13	Notre Dame	(H)	68	65
Feb. 16	Vanderbilt	(H)	68	60
Feb. 20	**Auburn**	**(A)**	**60**	**61**
Feb. 22	Alabama	(N3)	75	55
Feb. 27	**Tennessee**	**(H)**	**63**	**65**
Mar. 5	Pittsburgh	(H)	73	66
			1838	**1642**

(N1) Louisville (N3) Montgomery, Ala.
(N2) Columbus, Ga.
- Leading Scorers -
Billy Ray Lickert (6-3 Jr. F/G) 14.4
Don Mills (6-6 Sr. C-F) 12.7
Sid Cohen (6-1 Sr. G) 10.7
Bennie Coffman (6-0 Sr. G) 10.2
Ned Jennings (6-9 Jr. C) 8.8

1960-61 — Won 19, Lost 9.

NCAA Tournament Participant (1-1)
UKIT Runner-up
Second SEC (10-4)
Ranked 18th Nationally UPI
COACH: Adolph Rupp
CAPTAIN: Dick Parsons

Dec. 1	Va. Military Inst.	(H)	72	56
Dec. 3	**Florida St.**	**(H)**	**58**	**63**
Dec. 7	Notre Dame	(N1)	68	62
Dec. 13	N. Carolina	(N2)	70	65
Dec. 17	**Temple**	**(A)**	**58**	**66**
UK INVITATIONAL TOURNAMENT				
Dec. 21	Illinois		83	78
Dec. 22	**St. Louis**		**72**	**74**
Dec. 31	Missouri	(H)	81	69
Jan. 2	Miami (Ohio)	(H)	70	58
Jan. 7	Georgia Tech	(H)	89	79
Jan. 9	**Vanderbilt**	**(A)**	**62**	**64**
Jan. 13	**Louisiana St.**	**(A)**	**59**	**73**
Jan. 14	**Tulane**	**(A)**	**70**	**72**
Jan. 21	Tennessee	(H)	83	54
Jan. 30	**Georgia Tech**	**(A)**	**60**	**62**
Feb. 4	Florida	(H)	89	68
Feb. 7	Georgia	(H)	74	67
Feb. 11	Mississippi	(N3)	74	60
Feb. 13	Mississippi St.	(A)	68	62
Feb. 17	UCLA	(H)	77	76
Feb. 21	Vanderbilt	(H)	60	59
Feb. 25	Alabama	(H)	80	53
Feb. 27	Auburn	(H)	77	51
Mar. 4	Tennessee	(A)	68	61
SEC PLAYOFF				
(Knoxville, Tenn.)				
(To determine SEC representative in NCAA Tournament after champion Miss. State declined bid. Second place Kentucky and Vanderbilt each had 10-4 records.)				
Mar. 9	Vanderbilt		88	67
Mar. 11	**Marquette**	**(N4)**	**72**	**88**
NCAA TOURNAMENT				
(Mideast Regional)				
(Louisville, Ky.)				
Mar. 17	Morehead		71	64
Mar. 18	**Ohio State**		**74**	**87**
			2027	**1858**

(N1) Louisville Ky. (N3) Jackson, Miss.
(N2) Greensboro, N.C. (N4) Chicago, Ill.
- Leading Scorers -
Billy Ray Lickert (6-3 Sr. F-G) 16.0
Roger Newman (6-4 Sr. F-G) 14.1
Larry Pursiful (6-1 Jr. G) 13.4
Ned Jennings (6-9 Sr. C) 11.5
Carrol Burchett (6-4 Jr. F-C) 5.1

1961-62 — Won 23, Lost 3.

UKIT Champions
SEC Co-Champions (13-1)
NCAA Tournament Participant (1-1)
Ranked 3rd Nationally AP, UPI
COACH: Adolph Rupp
CAPTAIN: Larry Pursiful

Dec. 2	Miami (Ohio)	(H)	93	61
Dec. 4	**So. California**	**(H)**	**77**	**79**
Dec. 11	St. Louis	(H)	86	77
Dec. 16	Baylor	(H)	94	60
Dec. 18	Temple	(H)	78	55
UK INVITATIONAL TOURNAMENT				
Dec. 22	Tennessee		96	69
Dec. 23	Kansas St. (finals)		80	67
Dec. 27	Yale	(H)	79	58
Dec. 30	Notre Dame	(N1)	100	53
Jan. 2	Virginia	(H)	93	73
Jan. 6	Georgia Tech	(H)	89	70
Jan. 8	Vanderbilt	(A)	77	68
Jan. 12	Louisiana St.	(H)	84	63
Jan. 15	Tennessee	(A)	95	82
Jan. 29	Georgia Tech	(A)	71	62
Jan. 31	Georgia	(N2)	86	59
Feb. 2	Florida	(A)	81	69
Feb. 10	Mississippi	(H)	83	60
Feb. 12	**Mississippi St.**	**(H)**	**44**	**49**
Feb. 19	Vanderbilt	(H)	87	80
Feb. 24	Alabama	(A)	73	65
Feb. 26	Auburn	(A)	63	60
Mar. 5	Tulane	(H)	97	72
Mar. 10	Tennessee	(H)	90	59
SEC CO-CHAMPIONS				
NCAA TOURNAMENT				
(Mideast Regional)				
(Iowa City,Iowa)				
Mar. 16	Butler		81	60
Mar. 17	**Ohio State**		**64**	**74**
			2141	**1704**

(N1) Freedom Hall, Louisville
(N2) Ga. Tech Coliseum, Atlanta
- Leading Scorers -
Cotton Nash (6-5 Soph. C-F) 23.4
Larry Pursiful (6-1 Sr. G) 19.1
Carrol Burchett (6-4 Sr. C-F) 11.2
Scotty Baesler (6-0 Jr. G) 10.9
Roy Roberts (6-4 Jr. F) 7.0

1962-63 — Won 16, Lost 9.

Fifth SEC (8-6) UKIT Champions
COACH: Adolph Rupp
CAPTAIN: Scotty Baesler

Dec. 1	**Virginia Tech**	**(H)**	**77**	**80**
Dec. 8	Temple	(A)	56	52
Dec. 12	Florida St.	(H)	83	54
Dec. 15	Northwestern	(H)	71	60
Dec. 17	**N. Carolina**	**(H)**	**66**	**68**
UK INVITATIONAL TOURNAMENT				
Dec. 21	Iowa		94	69
Dec. 22	West Virginia (finals)		79	75
Dec. 27	Dartmouth	(H)	95	49
Dec. 29	Notre Dame	(N1)	78	70
Dec. 31	**St. Louis**	**(A)**	**63**	**87**
Jan. 5	**Georgia Tech**	**(H)**	**85**	**88**
Jan. 7	Vanderbilt	(A)	106	82
Jan. 11	Louisiana St.	(A)	63	56
Jan. 12	Tulane	(A)	81	72
Jan. 19	**Tennessee**	**(H)**	**69**	**78**
Jan. 26	Xavier	(H)	90	76
Jan. 28	**Georgia Tech**	**(A)**	**62**	**66**
Jan. 31	Georgia	(H)	74	67
Feb. 2	Florida	(H)	94	71
Feb. 9	Mississippi	(N2)	75	69
Feb. 11	**Mississippi St.**	**(A)**	**52**	**56**
Feb. 18	**Vanderbilt**	**(H)**	**67**	**69**
Feb. 23	Auburn	(H)	78	59
Feb. 25	Alabama	(H)	80	63
Mar. 2	**Tennessee**	**(A)**	**55**	**63**
			1893	**1697**

(N1) Louisville (N2) Jackson
- Leading Scorers -
Cotton Nash (6-5 Jr. F-C) 20.6
*Charles Ishmael (6-5 Jr. G) 11.1
Ted Deeken (6-3 Jr. F) 9.8
Scotty Baesler (5-11 Sr. G) 9.7
Roy Roberts (6-4 Sr. F) 9.0
*Ineligible second semester

1963-64 — Won 21, Lost 6.

UKIT and Sugar Bowl Champions
SEC Champions (11-3)
Ranked 3rd UPI, 4th AP Nationally
NCAA Tournament Participant (0-2)
COACH: Adolph Rupp
CO-CAPTAINS: Cotton Nash and Ted Deeken

Nov. 30	Virginia	(H)	75	64
Dec. 2	Texas Tech	(H)	107	91
Dec. 7	Northwestern	(A)	95	63
Dec. 9	N. Carolina	(H)	100	80
Dec. 14	Baylor	(H)	101	65
UK INVITATIONAL TOURNAMENT				
Dec. 20	Wisconsin		108	85
Dec. 21	Wake Forest (Finals)		98	75
Dec. 28	Notre Dame	(N1)	101	81
SUGAR BOWL (New Orleans, La.)				
Dec. 30	Loyola (La.)		86	64
Dec. 31	Duke (Finals)		81	79
Jan. 4	**Georgia Tech**	**(A)**	**67**	**76**
Jan. 6	**Vanderbilt**	**(A)**	**83**	**85**
Jan. 10	Louisiana St.	(H)	103	84
Jan. 11	Tulane	(H)	105	63
Jan. 18	Tennessee	(H)	66	57
Jan. 25	Georgia Tech	(H)	79	62
Feb. 1	Florida	(A)	77	72
Feb. 3	Georgia	(A)	103	83
Feb. 8	Mississippi	(H)	102	59
Feb. 10	Mississippi St.	(H)	65	59
Feb. 17	Vanderbilt	(H)	104	73
Feb. 23	Auburn	(N2)	99	79
Feb. 24	**Alabama**	**(A)**	**59**	**65**
Feb. 29	Tennessee	(A)	42	38
Mar. 2	**St. Louis**	**(H)**	**60**	**67**
SEC CHAMPIONS				
NCAA TOURNAMENT				
(Mideast Regional)				
(Minneapolis, Minn.)				
Mar. 13	**Ohio University**		**69**	**85**
Mar. 14	**Loyola (Chicago)**		**91**	**100**
			2326	**1954**

(N1) Louisville (N2) Montgomery, Ala.
- Leading Scorers -
Cotton Nash (6-5 Sr. C-F) 24.0
Ted Deeken (6-3 Sr. F) 18.5
Larry Conley (6-3 Soph. F-C) 12.2
Terry Mobley (6-2 Jr. G) 9.4
Randy Embry (5-11 Jr. G) 7.2

1964-65 — Won 15, Lost 10.

5th SEC (10-6)
Unranked in Polls
UKIT Runner-up
COACH: Adolph Rupp
CAPTAIN: Randy Embry

Dec. 4	Iowa	(H)	85	77
Dec. 7	**N. Carolina**	**(N1)**	**67**	**82**
Dec. 9	Iowa State	(H)	100	74
Dec. 12	Syracuse	(H)	110	77

THE RECORDS

ALL-TIME RECORDS

Date	Team	Site	Ky.	Opp.
1964-65 Continued				
	UK INVITATIONAL TOURNAMENT			
Dec. 18	W. Virginia		102	78
Dec. 19	**Illinois**		**86**	**91**
Dec. 22	**St. Louis**	**(A)**	**75**	**80**
Dec. 29	**Notre Dame**	**(N2)**	**97**	**111**
Jan. 2	Dartmouth	(H)	107	67
Jan. 5	**Vanderbilt**	**(H)**	**79**	**97**
Jan. 9	Louisiana St.	(A)	79	66
Jan. 11	Tulane	(A)	102	72
Jan. 16	**Tennessee**	**(A)**	**58**	**77**
Jan. 18	Auburn	(H)	73	67
Jan. 23	**Florida**	**(A)**	**68**	**84**
Jan. 25	Georgia	(A)	102	82
Jan. 30	Florida	(H)	78	61
Feb. 1	Georgia	(H)	96	64
Feb. 6	Mississippi	(H)	102	65
Feb. 8	Mississippi St.	(H)	74	56
Feb. 16	**Vanderbilt**	**(A)**	**90**	**91**
Feb. 20	**Auburn**	**(A)**	**69**	**88**
Feb. 22	**Alabama**	**(A)**	**71**	**75**
Feb. 27	Tennessee	(H)	61	60
Mar. 1	Alabama	(H)	78	72
			2109	**1914**

(N1) Charlotte, N.C.
(N2) Louisville, Ky.

- Leading Scorers -

Louie Dampier (6-0 Soph. G) 17.0
Pat Riley (6-4 Soph. F) 15.0
Tommy Kron (6-5 Jr. G-F) 12.3
John Adams (6-7 Sr. C) 11.8
Larry Conley (6-3 Jr. F) 11.6

1965-66 — Won 27, Lost 2.

SEC Champions (15-1)
UKIT Champions
Ranked First Nationally in Polls
National Runner-up in NCAA
COACH: Adolph Rupp HONORARY CAPTAIN: (None)

Dec. 1	Hardin-Simmons	(H)	83	55
Dec. 4	Virginia	(A)	99	73
Dec. 8	Illinois	(A)	86	68
Dec. 11	Northwestern	(H)	86	75
	UK INVITATIONAL TOURNAMENT			
Dec. 17	Air Force		78	58
Dec. 18	Indiana (Finals)		91	56
Dec. 22	Texas Tech	(A)	89	73
Dec. 29	Notre Dame	(N1)	103	69
Jan. 3	St. Louis	(H)	80	70
Jan. 8	Florida	(A)	78	64
Jan. 10	Georgia	(A)	69	**65
Jan. 15	Vanderbilt	(H)	96	83
Jan. 24	Louisiana St.	(H)	111	85
Jan. 29	Auburn	(H)	115	78
Jan. 31	Alabama	(H)	82	62
Feb. 2	Vanderbilt	(A)	105	90
Feb. 5	Georgia	(H)	74	50
Feb. 7	Florida	(H)	85	75
Feb. 12	Auburn	(A)	77	64
Feb. 14	Alabama	(A)	90	67
Feb. 19	Mississippi St.	(A)	73	69
Feb. 21	Mississippi	(A)	108	65
Feb. 26	Tennessee	(H)	78	64
Mar. 5	**Tennessee**	**(A)**	**62**	**69**
Mar. 7	Tulane	(H)	103	74
SEC CHAMPIONS				
	NCAA TOURNAMENT (Mideast Regional) (Iowa City, Iowa)			
Mar. 11	Dayton		86	79
Mar. 12	Michigan		84	77
	(Finals) (College Park, Md.)			
Mar. 18	Duke		83	79
Mar. 19	**Texas Western**		**65**	**72**
			2519	**2028**
	INTERNATIONAL UNIVERSITIES TOURNAMENT (Tel Aviv, Isreal)			
Aug. 3	Warsaw Univ.		67	58
Aug. 4	Cambridge Niv.		104	45
Aug. 6	Salonika Univ.		91	60
Aug. 10	Instanbul Univ.		82	36
Aug. 11	Warsaw Univ.		87	57

(N1) Louisville

- Leading Scorers -

Pat Riley (6-4 Jr. F) 21.9
Louie Dampier (6-0 Jr. G) 21.1
Thad Jaracz (6-5 Soph. C) 13.2
Larry Conley (6-3 Sr. F) 11.5
Tommy Kron (6-5 Sr. G) 10.2

Date	Team	Site	Ky.	Opp.

1966-67 — Won 13, Lost 13.

Won 13, Lost 13 (Worst under Rupp)
Tied 5th SEC (8-10) Unranked in Polls
UKIT Champions
COACH: Adolph Rupp
HONORARY CAPTAIN: (None)

Dec. 3	Virginia	(H)	104	84
Dec. 5	**Illinois**	**(H)**	**97**	**'98**
Dec. 10	Northwestern	(A)	118	116
Dec. 13	**N. Carolina**	**(H)**	**55**	**64**
Dec. 17	**Florida**	**(H)**	**75**	**78**
	UK INVITATIONAL TOURNAMENT			
Dec. 22	Oregon State		96	66
Dec. 23	Kansas St. (Finals)		83	79
Dec. 28	**Cornell**	**(H)**	**77**	**92**
Dec. 31	Notre Dame	(N1)	96	85
Jan. 5	**Vanderbilt**	**(H)**	**89**	**'91**
Jan. 14	**Florida**	**(A)**	**72**	**89**
Jan. 16	**Georgia**	**(A)**	**40**	**49**
Jan. 21	Auburn	(H)	60	58
Jan. 23	**Tennessee**	**(H)**	**50**	**'52**
Jan. 28	Louisiana St.	(H)	102	72
Jan. 30	Mississippi	(H)	96	53
Feb. 4	Louisiana St.	(A)	105	84
Feb. 6	Mississippi	(A)	79	70
Feb. 11	**Mississippi St.**	**(H)**	**72**	**'77**
Feb. 13	**Tennessee**	**(A)**	**57**	**76**
Feb. 18	Mississippi St.	(A)	103	74
Feb. 20	Georgia	(H)	101	76
Feb. 25	**Alabama**	**(A)**	**71**	**81**
Feb. 27	**Auburn**	**(A)**	**49**	**60**
Mar. 4	**Vanderbilt**	**(A)**	**94**	**110**
Mar. 6	Alabama	(H)	110	78
			2151	**2012**

(N1) Louisville

- Leading Scorers -

Louie Dampier (6-0 Sr. G) 20.6
Pat Riley (6-3 Sr. F) 17.4
Thad Jaracz (6-5 Jr. C-F) 11.3
Cliff Berger (6-8 Jr. C) 11.3
Phil Argento (6-0 Soph. G) 5.2

1967-68 — Won 22, Lost 5.

Ranked 4th in Polls
SEC Champions (15-3)
UKIT Champions
COACH: Adolph Rupp
CAPTAIN: Thad Jaracz

Dec. 2	Michigan	(A)	96	79
Dec. 4	Florida	(H)	99	76
Dec. 6	Xavier	(H)	111	76
Dec. 9	Pennsylvania	(H)	64	49
Dec. 12	**N. Carolina**	**(N1)**	**77**	**84**
	UK INVITATIONAL TOURNAMENT			
Dec. 22	Dayton		88	85
Dec. 23	S. Carolina (Finals)		76	66
Dec. 30	Notre Dame	(N2)	81	73
Jan. 6	Vanderbilt	(A)	94	78
Jan. 8	Alabama	(A)	84	76
Jan. 13	**Florida**	**(A)**	**78**	**96**
Jan. 15	Georgia	(H)	104	73
Jan. 20	**Auburn**	**(A)**	**73**	**74**
Jan. 22	**Tennessee**	**(A)**	**59**	**87**
Jan. 27	Louisiana St.	(A)	121	95
Jan. 29	Mississippi	(A)	85	76
Feb. 3	Louisiana St.	(H)	109	96
Feb. 5	Mississippi	(H)	78	62
Feb. 10	Mississippi St.	(A)	92	84
Feb. 12	Tennessee	(H)	60	59
Feb. 17	Mississippi St.	(H)	107	81
Feb. 19	Georgia	(A)	106	87
Feb. 24	Alabama	(H)	96	83
Feb. 26	Auburn	(H)	89	57
Mar. 2	Vanderbilt	(H)	85	80
SEC CHAMPIONS				
	NCAA TOURNAMENT (Mideast Regionals) (Lexington, Ky.)			
Mar. 15	Marquette		107	89
Mar. 16	**Ohio State**		**81**	**82**
			2400	**2103**

(N1) Greensboro, N.C. (N2) Louisville

- Leading Scorers -

Mike Casey (6-4 Soph. G) 20.1
Dan Issel (6-8 Soph. C) 16.4
Mike Pratt (6-4 Soph. F) 14.1
Thad Jaracz (6-5 Sr. F) 11.3
Phil Argento (6-2 Jr. G) 12.3

1968-69 — Won 23, Lost 5.

Ranked 7th in Polls
SEC Champions (16-2)
UKIT Champions
COACH: Adolph Rupp
CAPTAIN: Phil Argento

Nov. 30	Xavier	(H)	115	77
Dec. 2	Miami	(A)	86	77
Dec. 7	**N. Carolina**	**(H)**	**77**	**87**
Dec. 14	Pennsylvania	(A)	102	78
	UK INVITATIONAL TOURNAMENT			
Dec. 20	Michigan		112	104
Dec. 21	Army (Finals)		80	65
Dec. 28	Notre Dame	(N1)	110	90
Dec. 31	**Wisconsin**	**(N2)**	**65**	**69**
Jan. 4	Mississippi	(A)	69	59
Jan. 6	Mississippi St.	(A)	91	72
Jan. 11	Florida	(H)	88	67
Jan. 13	Georgia	(H)	88	68
Jan. 18	Tennessee	(A)	69	66
Jan. 25	Louisiana St.	(A)	108	96
Jan. 27	Alabama	(A)	83	'70
Feb. 1	Vanderbilt	(H)	103	89
Feb. 3	Auburn	(H)	105	93
Feb. 8	Mississippi	(H)	104	68
Feb. 10	Mississippi St.	(H)	91	69
Feb. 15	**Florida**	**A)**	**81**	**82**
Feb. 17	Georgia	(A)	85	77
Feb. 22	Louisiana St.	(H)	103	89
Feb. 26	Alabama	(H)	108	79
Mar. 1	**Vanderbilt**	**(A)**	**99**	**101**
Mar. 3	Auburn	(A)	90	86
Mar. 8	Tennessee	(H)	84	69
SEC CHAMPIONS				
	NCAA TOURNAMENT (Mideast) (Madison, Wisc.)			
Mar. 13	**Marquette**	**(N)**	**74**	**81**
Mar. 15	Miami	(N)	72	71
			2542	**2199**

(N1) Louisville (N2) Chicago

- Leading Scorers -

Dan Issel (6-8 Jr. C) 26.6
Mike Casey (6-4 Jr. G) 19.1
Mike Pratt (6-4 Jr. F) 16.9
Phil Argento (6-2 Sr. G) 10.0
Larry Steele (6-5 Soph. F) 8.6

1969-70 — Won 26, Lost 2.

SEC Champions (17-1)
UKIT Champions
Ranked First Nationally in Polls
COACH: Adolph Rupp
CO-CAPTAINS: Dan Issel and Mike Pratt

Dec. 1	W. Virginia	(H)	106	87
Dec. 6	Kanas	(H)	115	85
Dec. 8	N. Carolina	(N1)	94	87
Dec. 13	Indiana	(H)	109	92
	UK INVITATIONAL TOURNAMENT			
Dec. 19	Navy		73	59
Dec. 20	Duke (Finals)		98	76
Dec. 27	Notre Dame	(N2)	102	100
Dec. 29	Miami (Ohio)	(H)	80	58
Jan. 3	Mississippi	(H)	95	73
Jan. 5	Mississippi St.	(H)	111	76
Jan. 10	Florida	(A)	88	69
Jan. 12	Georgia	(A)	72	71
Jan. 17	Tennessee	(H)	68	52
Jan. 24	Louisiana St.	(H)	109	96
Jan. 26	Alabama	(H)	86	71
Jan. 31	**Vanderbilt**	**(A)**	**81**	**89**
Feb. 2	Auburn	(A)	84	83
Feb. 7	Mississippi	(A)	120	85
Feb. 9	Mississippi St.	(A)	86	57
Feb. 14	Florida	(H)	110	66
Feb. 16	Georgia	(H)	116	86
Feb. 21	Louisiana St.	(A)	121	105
Feb. 23	Alabama	(A)	98	89
Feb. 28	Vanderbilt	(H)	90	86
Mar. 2	Auburn	(H)	102	81
Mar. 7	Tennessee	(A)	86	69
SEC CHAMPIONS				
	NCAA TOURNAMENT (Mideast) (Columbus, Ohio)			
Mar. 12	Notre Dame	(N3)	109	99
Mar. 14	**Jacksonville**	**(N3)**	**100**	**106**
			2709	**2253**

(N1) Charlotte, N.C. (N2) Louisville
(N3) Columbus, Ohio

- Leading Scorers -

Dan Issel (6-8 Sr. C) 33.9
Mike Pratt (6-4 Sr. F) 19.3
Tom Parker (6-6 Soph. F) 10.4
Larry Steele (6-5 Jr. F) 8.8
Terry Mills (6-2 Jr. G) 8.1

Date	Team	Site	Ky.	Opp.

1970-71 — Won 22, Lost 6.

SEC Champions (16-2)
UKIT Runner-up
Ranked 10th AP
COACH: Adolph Rupp
HONORARY CO-CAPTAINS: Mike Casey and Larry Steele

Dec. 1	Northwestern	(A)	115	100
Dec. 5	Michigan	(H)	104	93
Dec. 7	W. Virginia	(A)	106	100
Dec. 12	Indiana	(A)	95	93
	UK INVITATIONAL TOURNAMENT			
Dec. 18	DePaul		106	85
Dec. 19	**Purdue (Finals)**		**83**	**89**
Dec. 22	Oregon St.	(H)	84	78
Dec. 29	**Notre Dame**	**(N1)**	**92**	**99**
Jan. 2	Mississippi	(A)	103	95
Jan. 4	Mississippi St.	(A)	79	71
Jan. 9	Florida	(H)	101	75
Jan. 11	Georgia	(H)	79	66
Jan. 16	**Tennessee**	**(A)**	**71**	**75**
Jan. 23	Louisiana St.	(A)	82	79
Jan. 25	Alabama	(A)	86	73
Jan. 30	Vanderbilt	(H)	102	92
Feb. 1	Auburn	(H)	114	76
Feb. 6	Mississippi	(H)	121	86
Feb. 8	Mississippi St.	(H)	102	83
Feb. 13	**Florida**	**(A)**	**65**	**74**
Feb. 15	Georgia	(A)	107	95
Feb. 20	Louisiana St.	(H)	110	73
Feb. 22	Alabama	(H)	101	74
Feb. 27	Vanderbilt	(A)	119	90
Mar. 1	Auburn	(A)	102	83
Mar. 6	Tennessee	(H)	84	78
SEC CHAMPIONS				
	NCAA TOURNAMENT (Mideast Regional) (Athens, Ga.)			
Mar. 18	**Western Ky.**		**83**	**107**
Mar. 20	**Marquette**		**74**	**91**
			2670	**2373**

(N1) Louisville

- Leading Scorers -

Tom Parker (6-7 Jr. F) 17.6
Mike Casey (6-4 Sr. G) 17.0
Tom Payne (7-2 Soph. C) 16.9
Kent Hollenbeck (6-4 Jr. G) 14.0
Larry Steele (6-5 Sr. F) 13.1

1971-72 — Won 21, Lost 7.

SEC Champions (14-4)
UKIT Champions
Ranked 14th UPI and 18th AP
COACH: Adolph Rupp
HONORARY CO-CAPTAINS: Stan Key and Tom Parker

Dec. 1	Northwestern	(H)	94	85
Dec. 4	Kansas	(A)	79	69
Dec. 6	Kansas St.	(A)	71	64
Dec. 11	**Indiana**	**(N1)**	**89**	**'90**
Dec. 13	**Michigan St.**	**(H)**	**85**	**91**
	UK INVITATIONAL TOURNAMENT			
Dec. 17	Missouri		83	79
Dec. 18	Princeton (Finals)		96	82
Dec. 28	Notre Dame	(N1)	83	67
Jan. 8	Mississippi	(H)	93	82
Jan. 10	Mississippi St.	(H)	104	76
Jan. 15	**Florida**	**(A)**	**70**	**72**
Jan. 17	**Georgia**	**(A)**	**73**	**85**
Jan. 22	Tennessee	(H)	72	70
Jan. 24	Vanderbilt	(H)	106	80
Jan. 29	Louisiana St.	(H)	89	71
Jan. 31	Alabama	(H)	77	74
Feb. 5	Vanderbilt	(A)	85	'80
Feb. 7	Auburn	(A)	78	72
Feb. 12	Mississippi	(A)	90	82
Feb. 14	Mississippi St.	(A)	63	55
Feb. 19	Florida	(H)	95	68
Feb. 21	Georgia	(H)	87	63
Feb. 26	**Louisiana St.**	**(A)**	**71**	**88**
Feb. 28	**Alabama**	**(A)**	**70**	**73**
Mar. 6	Auburn	(H)	102	67
Mar. 9	Tennessee	(A)	67	66
SEC CO-CHAMPIONS				
	(Earned NCAA bid by beating Tennessee twice) NCAA TOURNAMENT (Mideast Regional) (Dayton, Ohio)			
Mar. 16	Marquette		85	69
Mar. 18	**Florida St.**		**54**	**73**
			2311	**2093**

(N1) Louisville

RECORDS

ALL-TIME RECORDS

Date	Team	Site	Ky.	Opp.
1971-72 Continued				
- Leading Scorers -				
Jim Andrews (6-11 Jr. C)				21.5
Tom Parker (6-7 Sr. F)				18.0
Ronnie Lyons (5-10 Soph. G)				13.2
Stan Key (6-3 Sr. G)				12.5
Larry Stamper (6-6 Jr. F)				10.3

JOE B. HALL ERA

1972-73 — Won 20, Lost 8.

SEC Champions (14-4)
UKIT Champions
Ranked 15th UPI and 17th AP
COACH: Joe B. Hall
HONORARY CAPTAIN: Jim Andrews

Nov. 29	Chilean NAT (Exh) +	(H)	125	62
Dec. 2	Michigan St.	(A)	75	66
Dec. 4	**Iowa**	**(H)**	**66**	**79**
Dec. 9	**Indiana**	**(A)**	**58**	**64**
Dec. 11	**N. Carolina**	**(N1)**	**70**	**78**
	UK INVITATIONAL TOURNAMENT			
Dec. 15	Nebraska		85	60
Dec. 16	Oregon (Finals)		95	68
Dec. 23	Kansas	(H)	77	71
Dec. 30	Notre Dame	(N1)	65	63
Jan. 6	**Mississippi**	**(A)**	**58**	**61**
Jan. 8	Mississippi St.	(A)	90	81
Jan. 13	Florida	(H)	95	65
Jan. 15	Georgia	(H)	89	68
Jan. 20	**Tennessee**	**(A)**	**64**	**65**
Jan. 22	**Vanderbilt**	**(A)**	**75**	**76**
Jan. 27	Louisiana St.	(A)	86	71
Jan. 29	Alabama	(A)	95	93
Feb. 3	**Vanderbilt**	**(H)**	**76**	**83**
Feb. 5	Auburn	(H)	88	57
Feb. 10	Mississippi	(H)	88	70
Feb. 12	Mississippi St.	(H)	100	*87
Feb. 17	Florida	(A)	94	83
Feb. 19	Georgia	(A)	99	86
Feb. 24	Louisiana St.	(H)	94	76
Feb. 26	Alabama	(H)	111	95
Mar. 3	Auburn	(A)	91	79
Mar. 8	Tennessee	(H)	86	81
SEC CHAMPIONS				
	NCAA TOURNAMENT			
	(Mideast Regional)			
	(Nashville, Tenn.)			
Mar. 15	Austin Peay		106	*100
Mar. 17	**Indiana**		**65**	**72**
			2341	**2098**

(N1) Louisville

- Leading Scorers -

Jim Andrews (6-11 Sr. C) 20.1
Kevin Grevey (6-5 Soph. F) 18.7
Jimmy Dan Conner (6-4 Soph. G-F) 11.2
Ronnie Lyons (5-10 Jr. G) 9.2
*** Denotes 3 overtime periods.
Mike Flynn (6-3 Soph. G) 9.1
* Denotes 1 overtime period
** Denotes 2 overtime periods.

1973-74 — Won 13, Lost 13.

UKIT Champions
Worst under Hall
Tied 4th SEC (9-9)
Unranked in Polls
COACH: Joe B. Hall
CAPTAIN: Ronnie Lyons

Dec. 1	Miami (Ohio)	(H)	81	68
Dec. 3	**Kansas**	**(A)**	**63**	**71**
Dec. 8	**Indiana**	**(N1)**	**68**	**77**
Dec. 10	**N. Carolina**	**(N2)**	**84**	**101**
Dec. 14	Iowa	(A)	88	80
	UK INVITATIONAL TOURNAMENT			
Dec. 21	Dartmouth		102	77
Dec. 22	Stanford (Finals)		78	77
Dec. 29	**Notre Dame**	**(N1)**	**79**	**94**
Jan. 5	**Louisiana St.**	**(A)**	**84**	**95**
Jan. 7	Georgia	(H)	*80	74
Jan. 12	Auburn	(H)	79	58
Jan. 14	**Tennessee**	**(A)**	**54**	**67**
Jan. 19	Mississippi	(H)	93	64
Jan. 21	**Alabama**	**(A)**	**77**	**81**
Jan. 26	Florida	(A)	91	82
Jan. 28	**Vanderbilt**	**(H)**	**65**	**82**
Feb. 2	Mississippi St.	(A)	82	70
Feb. 4	Louisiana St.	(H)	73	70
Feb. 9	Georgia	(A)	86	72
Feb. 11	**Auburn**	**(A)**	**97**	***99**
Feb. 16	Tennessee	(H)	61	58
Feb. 18	**Mississippi**	**(A)**	**60**	**61**
Feb. 23	**Alabama**	**(H)**	**71**	**94**
Feb. 25	**Florida**	**(H)**	**65**	**75**
Mar. 2	**Vanderbilt**	**(A)**	**69**	**71**
Mar. 4	Mississippi St.	(H)	108	69
(N1) Louisville (N2) Greensboro, N.C.			**2038**	**1987**

- Leading Scorers -

Kevin Grevey (6-5 Jr. F) 21.9
Bob Guyette (6-9 Jr. C) 12.7
Jimmy Dan Conner (6-4 Jr. F-G) 12.0
Mike Flynn (6-3 Jr. G) 11.5
Ronnie Lyons (5-10 Sr. G) 7.8

	1974 AUSTRALIAN EXHIBITION TOUR			
	(Not counted in Won-Lost Record)			
May 13	Tahitian National Team		116	62
May 17	**Australia**		**87**	**97**
May 18	Newcastle		90	78
May 19	N.S.W. All Stars		123	67
May 21	Illawaarra Hawks		115	57
May 22	N.S.W. All Stars		106	50
May 23	A.C.T.		96	69
May 25	Bulleen Heidelberg		88	83
May 26	St. Kilda Business House		80	67
May 27	Nunawading		99	82
May 28	**Melbourne**		**79**	**86**
May 30	Gippsland All Stars		127	74
May 31	Bulleen Heidelberg		72	71
June 1	Laker All Stars		111	83
June 3	So. Australian All Stars		109	96
June 4	So. Australian All Stars		110	81
June 5	So. Australian All Stars		111	84
June 6	Coburg		108	82
June 7	St. Kilda Business House		96	85
			1923	**1454**

1974-75 — Won 26, Lost 5.

SEC Co-Champions (15-3)
UKIT Champions
National Runner-up in NCAA
Ranked 2nd AP and 4th UPI
COACH: Joe B. Hall
CAPTAIN: Jimmy Dan Conner

Nov. 25	Ath. in Action +	(H)	103	65
Nov. 30	Northwestern	(H)	97	70
Dec. 2	Miama (O.)	(A)	80	73
Dec. 7	**Indiana**	**(A)**	**74**	**98**
Dec. 9	N. Carolina	(N1)	90	78
	UK INVITATIONAL TOURNAMENT			
Dec. 20	Washington St.		97	75
Dec. 21	Oklahoma St. (Finals)		90	65
Dec. 23	Kansas	(N1)	100	63
Dec. 28	Notre Dame	(N1)	113	96
Jan. 4	Lousiana St.	(H)	115	80
Jan. 6	Georgia	(A)	96	77
Jan. 11	**Auburn**	**(A)**	**85**	**90**
Jan. 13	Tennessee	(H)	88	82
Jan. 18	Mississippi	(A)	85	82
Jan. 20	Alabama	(H)	74	69
Jan. 25	Florida	(H)	87	65
Jan. 27	Vanderbilt	(A)	91	90
Feb. 1	Mississippi St.	(H)	112	79
Feb. 3	Louisiana St.	(A)	77	76
Feb. 8	Georgia	(H)	75	61
Feb. 10	Auburn	(H)	119	76
Feb. 15	**Tennessee**	**(A)**	**98**	**103**
Feb. 17	Mississippi	(H)	108	89
Feb. 22	Alabama	(A)	84	79
Feb. 24	**Florida**	**(A)**	**58**	**66**
Mar. 1	Vanderbilt	(H)	109	84
Mar. 8	Mississippi St.	(A)	118	80
SEC CO-CHAMPIONS				
	NCAA TOURNAMENT			
	(Mideast Regional)			
	(Tuscaloosa, Ala. and Dayton, O.)			
Mar. 15	Marquette	(N2)	76	54
Mar. 20	Central Michigan	(N3)	90	73
Mar. 22	Indiana	(N3)	92	90
	FINALS (San Diego, CA.)			
Mar. 29	Syracuse	(N4)	95	79
Mar. 31	**UCLA**	**(N4)**	**85**	**92**
			2858	**2434**

(N1) Louisville (N2) Tuscaloosa, Ala
(N3) Dayton, Ohio (N4) San Diego, CA.

- Leading Scorers -

Kevin Grevey (6-5 Sr. F) 23.6
Jimmy Dan Conner (6-4 Sr. G) 12.4
Rick Robey (6-10 Fr. C) 10.4
Jack Givens (6-4 Fr. F) 9.4
Mike Flynn (6-3 Sr. G) 9.0
Bob Guyette (6-9 Sr. F) 8.6

1975-76 — Won 20, Lost 10.

UKIT Champions
NIT Champions
Tied 4th SEC (11-7) Unranked in Polls
COACH: Joe B. Hall
CAPTAIN: Jack Givens

Nov. 22	Yugoslavia (EXH) +	(H)	75	74
Dec. 1	**Northwestern**	**(A)**	**77**	**89**
Dec. 8	**N. Carolina**	**(N1)**	**77**	**90**
Dec. 10	Miami	(H)	91	69
Dec. 13	Kansas	(A)	54	48
Dec. 15	**Indiana**	**(N2)**	**68**	***77**
	UK INVITATIONAL TOURNAMENT			
Dec. 19	Georgia Tech		66	64
Dec. 20	Oregon St. (Finals)		82	74
Dec. 30	Notre Dame	(N2)	79	77
Jan. 3	**Mississippi St.**	**(A)**	**73**	**77**
Jan. 5	**Alabama**	**(A)**	**63**	**76**
Jan. 10	**Tennessee**	**(H)**	**88**	***90**
Jan. 2	Georgia	(H)	92	76
Jan. 17	Vanderbilt	(H)	77	76
Jan. 24	Florida	(A)	89	82
Jan. 26	**Auburn**	**(A)**	**84**	***91**
Jan. 31	Mississippi	(H)	89	81
Feb. 2	Louisiana St.	(H)	85	71
Feb. 7	**Tennessee**	**(A)**	**85**	**92**
Feb. 9	**Georgia**	**(A)**	**81**	**86**
Feb. 14	**Vanderbilt**	**(A)**	**65**	**69**
Feb. 21	Florida	(H)	96	89
Feb. 23	Auburn	(H)	93	82
Feb. 28	Mississippi	(A)	94	87
Mar. 1	Louisiana St.	(A)	85	70
Mar. 6	Alabama	(H)	90	85
Mar. 8	Mississippi St.	(H)	94	*93
	NATIONAL INVITATION TOURNAMENT			
	(New York, N.Y.)			
Mar. 13	Niagara		67	61
Mar. 16	Kansas St.		81	78
Mar. 18	Providence		79	78
Mar. 21	U.N.C. Charlotte		71	67
	(Finals)			
			2415	**2345**

NIT CHAMPTIONS
(N1) Charlotte, N.C. (N2) Louisville

- Leading Scorers -

Jack Givens (6-4 Soph. F) 20.1
Mike Phillips (6-10 Soph. C) 15.6
Larry Johnson (6-2 Jr. G) 11.2
James Lee (6-5 Soph. F) 9.3
Rick Robey (6-10 Soph. C-F)* 15.6
Reggie Warford (6-1 Sr. G) 6.5
*Played in 12 Games.

RUPP ARENA ERA

1976-77 — Won 26, Lost 4.

SEC Co-Champions (16-2)
Ranked 6th AP, 5th UPI
COACH: Joe B. Hall
CAPTAINS: Larry Johnson and Merion Haskins

Nov. 22	Marathon Oil (EXH) +	(N1)	110	93
Nov. 27	Wisconsin	(H)	72	64
Dec. 2	Texas Christian	(H)	103	53
Dec. 6	Indiana	(A)	66	51
Dec. 11	Kansas	(H)	90	63
Dec. 13	S. Carolina	(A)	98	67
	UK INVITATIONAL TOURNAMENT			
Dec. 17	Bowling Green		77	59
Dec. 18	**Utah (Finals)**		**68**	**70**
Dec. 30	Notre Dame	(N2)	102	78
Jan. 3	Georgia	(H)	64	*59
Jan. 8	Vanderbilt	(A)	64	62
Jan. 12	**Tennessee**	**(H)**	**67**	***71**
Jan. 15	Auburn	(A)	75	68
Jan. 17	Florida	(A)	73	71
Jan. 22	Louisiana St.	(H)	87	72
Jan. 24	Mississippi	(H)	100	73
Jan. 29	Alabama	(A)	87	85
Jan. 31	Mississippi St.	(A)	92	85
Feb. 5	Vanderbilt	(H)	113	73
Feb. 7	Florida St.	(N2)	97	57
Feb. 12	Auburn	(H)	89	82
Feb. 14	Florida	(H)	104	78
Feb. 19	Louisiana St.	(A)	90	76
Feb. 21	Mississippi	(A)	81	69
Feb. 26	Alabama	(H)	85	70
Feb. 28	Mississippi St.	(H)	77	64
Mar. 5	**Tennessee**	**(A)**	**79**	**81**
Mar. 1	Georgia	(A)	72	54
SEC CO-CHAMPIONS				
	NCAA TOURNAMENT			
	(East Regional)			
	(Philadelphia, Pa. and College Park, Md.)			
Mar. 12	Princeton	(N3)	72	58
Mar. 17	VMI	(N4)	93	78
Mar. 19	**N. Carolina**	**(N4)**	**72**	**79**
			2509	**2070**

Date	Team	Site	Ky.	Opp.
(N1) Memorial Coliseum (N2) Louisville, Ky.				
(N3) Philadelphia, Pa. (N4) College Park, Md.				
- Leading Scorers -				
Jack Givens (6-4 Jr. F)				18.9
Rick Robey (6-10 Jr. F)				14.2
Mike Phillips (6-10 Jr. C)				12.2
Larry Johnson (6-3 Sr. G)				10.7
James Lee (6-5 Jr. F)				9.8
Jay Shidler (6-1 Fr. G)				7.8
Truman Claytor (6-1 Soph. G)				6.6

1977-78 — Won 30, Lost 2.

National Champions (NCAA Tournament)
SEC Champions (16-2)
UKIT Champions
Ranked 1st AP and UPI
COACH: Joe B. Hall
CAPTAINS: Jack Givens and Rick Robey

Nov. 11	Russia (EXH) +	(N1)	109	75
Nov. 26	S. Methodist	(H)	110	86
Dec. 5	Indiana	(H)	78	64
Dec. 10	Kansas	(A)	73	66
Dec. 12	S. Carolina	(H)	84	65
	UK INVITATIONAL TOURNAMENT			
Dec. 16	Portland St.		114	88
Dec. 17	St. John's (Finals)		102	72
Dec. 23	Iona	(H)	104	65
Dec. 31	Notre Dame	(N2)	73	68
Jan. 2	Vanderbilt	(H)	72	59
Jan. 7	Florida	(A)	86	67
Jan. 9	Auburn	(A)	101	77
Jan. 14	Louisiana St.	(H)	96	76
Jan. 16	Mississippi	(H)	76	56
Jan. 21	Mississippi St.	(A)	75	65
Jan. 23	**Alabama**	**(A)**	**62**	**78**
Jan. 30	Georgia	(H)	90	73
Feb. 4	Florida	(H)	88	61
Feb. 6	Auburn	(H)	104	81
Feb. 11	**Louisiana St.**	**(A)**	**94**	***95**
Feb. 13	Mississippi	(A)	64	52
Feb. 15	Tennessee	(H)	90	77
Feb. 18	Mississippi St.	(H)	58	56
Feb. 20	Alabama	(H)	97	84
Feb. 25	Tennessee	(A)	68	57
Feb. 27	Georgia	(A)	78	67
Mar. 4	Nevada Las Vegas	(H)	92	70
Mar. 6	Vanderbilt	(A)	78	68
SEC CHAMPIONS				
	NCAA TOURNAMENT			
	(Mideast Regionals)			
	(Knoxville, Tenn., and Dayton, Ohio)			
Mar. 11	Florida St.	(N3)	85	76
Mar. 16	Miami (Ohio)	(N4)	91	69
Mar. 18	Michigan St.	(N4)	52	49
	FINALS			
	(St. Louis, Missouri)			
Mar. 25	Arkansas	(N5)	64	59
Mar. 27	Duke	(N5)	94	88
			2693	**2234**

National Collegiate Champions for Fifth Time
(N1) Memorial Coliseum (N2) Louisville, Ky.
(N3) Knoxville, Tenn. (N4) Dayton, Ohio
(N5) St. Louis, Mo.

- Leading Scorers -

Jack Givens (6-4 Sr. F) 18.1
Rick Robey (6-10 Sr. F) 14.4
Kyle Macy (6-3 Soph. G) 12.5
James Lee (6-5 Sr. F) 11.3
Mike Phillips (6-10 Sr. C) 10.2
Truman Claytor (6-1 Jr. G) 6.9

	1978 JAPAN EXHIBITION TOUR			
	(All Games vs. Japan National Team)			
	(Not Counted in Won-Lost Record)			
June 13	at Tokyo		104	71
June 15	at Niigata		102	89
June 18	at Nagoya		97	59
June 19	at Osaka		87	82
June 20	at Fukuoka		88	61
June 22	at Nagasaki		122	79
June 24	at Tokyo		125	57
			705	**498**

1978-79 — Won 19, Lost 12.

SEC Tournament Runner-up
Unranked in Polls
COACH: Joe B. Hall
CAPTAINS: Dwane Casey and Truman Claytor

Nov. 26	Poland (EXH) +	(H)	80	68
Dec. 2	LaSalle	(H)	109	77
Dec. 4	West Texas	(H)	121	67
Dec. 9	Kansas	(H)	67	*66
Dec. 16	**Indiana**	**(A)**	**67**	***68**

RECORDS

ALL-TIME RECORDS

Date	Team	Site	Ky.	Opp.
1978-79 Continued				
	UK INVITATIONAL TOURNAMENT			
Dec. 22	**Texas A&M**		**69**	**73**
Dec. 23	Syracuse		94	87
Dec. 30	Notre Dame	(N1)	81	76
Jan. 3	**Florida**	**(A)**	**65**	**76**
Jan. 6	**Louisiana St.**	**(H)**	**89**	**93**
Jan. 8	Mississippi	(H)	90	64
Jan. 13	**Alabama**	**(A)**	**52**	**55**
Jan. 15	**Mississippi St.**	**(A)**	**61**	**63**
Jan. 20	**Tennessee**	**(H)**	**55**	**66**
Jan. 22	Georgia	(H)	73	64
Jan. 25	Auburn	(A)	86	*83
Jan. 27	Florida	(H)	87	81
Jan. 2	Auburn	(H)	66	59
Feb. 3	**Louisiana St.**	**(A)**	**61**	**70**
Feb. 5	Mississippi	(A)	87	82
Feb. 7	**Vanderbilt**	**(A)**	**58**	**68**
Feb. 10	Alabama	(H)	80	71
Feb. 12	Mississippi St.	(H)	80	65
Feb. 17	**Tennessee**	**(A)**	**84**	**101**
Feb. 19	Georgia	(A)	90	74
Feb. 23	Vanderbilt	(H)	96	70
Feb. 25	S. Carolina	(A)	79	74
	SEC TOURNAMENT (Birmingham, AL.)			
Feb. 28	Mississippi		82	77
Mar. 1	Alabama		101	100
Mar. 2	Louisiana St.		80	67
Mar. 3	**Tennessee**		**69**	***75**
	NATIONAL INVITATION TOURNAMENT (Lexington, Ky.)			
Mar. 7	**Clemson**		**67**	**68**
			2446	**2280**

(N1) Louisville, Ky.
- Leading Scorers -

Kyle Macy (6-3 Jr. G) 15.2
Dwight Anderson (6-3 Fr. G) 13.3
LaVon Williams (6-6 Jr. F) 11.5
Fred Cowan (6-8 Soph. C-F) 9.4
Truman Claytor (6-1 Sr. G) 8.7

1979-80 — Won 29, Lost 6.

SEC Champions
SEC Tournament Runner-up
UKIT Champions
Great Alaska Shootout Champions
Ranked 4th AP, 3rd UPI
COACH: Joe B. Hall
CAPTAIN: Kyle Macy

Nov. 17	**Duke**	**(N1)**	**76**	***82**
Nov. 30	Bradley	(N2)	79	58
Dec. 1	Alaska	(N2)	97	68
Dec. 2	Iona	(N2)	57	50
Dec. 8	Baylor	(H)	80	46
Dec. 10	S. Carolina	(H)	126	81
Dec. 12	Kansas	(A)	57	56
Dec. 15	Indiana	(H)	69	58
Dec. 17	Georgia	(N3)	95	69
	UK INVITATIONAL TOURNAMENT			
Dec. 21	California		78	52
Dec. 22	Purdue		61	60
Dec. 29	Notre Dame	(N4)	86	80
Jan. 2	Auburn	(H)	67	65
Jan. 5	**Tennessee**	**(A)**	**47**	**49**
Jan. 9	Mississippi	(A)	79	73
Jan. 12	**Alabama**	**(H)**	**64**	**78**
Jan. 17	Florida	(A)	76	63
Jan. 19	Vanderbilt	(H)	106	90
Jan. 23	Mississippi St.	(A)	89	67
Jan. 26	Georgia	(H)	56	49
Jan. 28	**Louisiana St.**	**(H)**	**60**	**65**
Jan. 30	Auburn	(A)	64	62
Feb. 2	Tennessee	(H)	83	75
Feb. 6	Mississippi	(H)	86	72
Feb. 9	Alabama	(A)	72	63
Feb. 13	Florida	(H)	95	70
Feb. 15	Vanderbilt	(A)	91	73
Feb. 17	Nevada Las Vegas	(A)	74	69
Feb. 20	Mississippi St.	(H)	71	65
Feb. 24	Louisiana St.	(A)	76	*74
SEC CHAMPIONS				
	SEC TOURNAMENT (Birmingham, AL.)			
Feb. 28	Auburn		69	61
Feb. 29	Mississippi		70	67
Mar. 1	**Louisiana St.**		**78**	**80**
	NCAA TOURNAMENT (Mideast Regional) (Bowling Green, Ky., and Lexington, Ky.)			
Mar. 8	Florida St.	(N5)	97	78
Mar. 13	**Duke**	**(H)**	**54**	**55**
			2685	**2323**

Date	Team	Site	Ky.	Opp.

(N1) Springfield, Mass. (N2) Anchorage, Alaska
(N3) Atlanta, Ga. (N4) Louisville, Ky.
(N5) Bowling Green, Ky.
- Leading Scorers -

Kyle Macy (6-3 Sr. G) 15.4
Sam Bowie (7-1 Fr. C) 12.9
Fred Cowan (6-8 Jr. F) 12.5
LaVon Williams (6-7 Sr. F) 7.5
Jay Shidler (6-1 Sr. G) 6.2

1980-81 — Won 22, Lost 6.

SEC Runner-up
UKIT Champions
Ranked 8th AP and UPI
COACH: Joe B. Hall
CAPTAIN: Chuck Verderber

Nov. 1	E. Tennessee	(H)	62	57
Dec. 3	Ohio St.	(H)	70	64
Dec. 6	Indiana	(A)	68	66
Dec. 13	Kansas	(H)	87	73
	UK INVITATIONAL TOURNAMENT			
Dec. 19	Alaska		91	56
Dec. 20	Alabama-Birmingham		61	53
Dec. 27	**Notre Dame**	**(N1)**	**61**	**67**
Dec. 30	Maine	(H)	100	54
Jan. 3	Georgia	(H)	76	62
Jan. 7	Auburn	(A)	79	66
Jan. 10	Tennessee	(H)	48	47
Jan. 14	Mississippi	(H)	64	55
Jan. 17	**Alabama**	**(A)**	**55**	**59**
Jan. 19	**Louisiana St.**	**(A)**	**67**	**81**
Jan. 21	Florida	(H)	102	48
Jan. 24	Vanderbilt	(A)	78	64
Jan. 28	Mississippi St.	(H)	71	64
Jan. 31	Georgia	(A)	71	68
Feb. 4	Auburn	(H)	102	74
Feb. 7	**Tennessee**	**(A)**	**71**	**87**
Feb. 11	Mississippi	(A)	62	55
Feb. 14	Alabama	(H)	77	62
Feb. 18	Florida	(A)	69	56
Feb. 21	Vanderbilt	(H)	80	48
Feb. 25	Mississippi St.	(A)	78	74
Mar. 1	Louisiana St.	(H)	73	71
SEC TOURNAMENT				
	(Birmingham, Ala.)			
Mar. 5	**Vanderbilt**		**55**	**60**
	NCAA TOURNAMENT (Mideast Regional) (Tuscaloosa, AL.)			
Mar. 15	**Ala.-Birmingham**		**62**	**69**
			2040	**1694**

(N1) Louisville, Ky.
- Leading Scorers -

Sam Bowie (7-1 Soph. C) 17.4
Dirk Minniefield (6-3 Soph. G) 10.4
Derrick Hord (6-6 Soph. G-F) 8.9
Fred Cowan (6-8 Sr. F) 8.2
Chuck Verderber (6-6 Jr. F) 7.5

1981-82 — Won 22, Lost 8.

SEC Co-Champions
UKIT Champions
Ranked 8th AP, 9th UPI
COACH: Joe B. Hall
CAPTAIN: Chuck Verderber

Nov. 28	Akron	(H)	83	64
Dec. 5	Ohio St.	(A)	78	62
Dec. 8	Indiana	(H)	85	69
Dec. 12	Kansas	(A)	77	*74
	UK INVITATIONAL TOURNAMENT			
Dec. 18	Jacksonville	(H)	107	91
Dec. 19	Seton Hall	(H)	98	74
Dec. 26	**N. Carolina**	**(N1)**	**69**	**82**
Dec. 29	Notre Dame	(N2)	34	*28
Jan. 2	Georgia	(A)	68	66
Jan. 6	Auburn	(H)	83	71
Jan. 9	**Tennessee**	**(A)**	**66**	**70**
Jan. 13	**Mississippi**	**(A)**	**65**	**67**
Jan. 16	Alabama	(H)	86	69
Jan. 20	Florida	(A)	91	76
Jan. 23	Vanderbilt	(H)	67	58
Jan. 25	Louisiana St.	(H)	76	65
Jan. 27	**Mississippi St.**	**(A)**	**51**	**56**
Jan. 30	Georgia	(H)	82	73
Feb. 3	**Auburn**	**(A)**	**81**	***83**
Feb. 6	Tennessee	(H)	77	67
Feb. 10	Mississippi	(H)	56	49
Feb. 13	Alabama	(A)	72	62
Feb. 17	Florida	(H	84	78
Feb. 20	Vanderbilt	(A)	73	69
Feb. 24	Mississippi St.	(H)	71	54
Feb. 27	**Louisiana St.**	**(A)**	**78**	**94**
SEC CO-CHAMPIONS				
	SEC TOURNAMENT (Lexington, Ky.)			
Mar. 4	Auburn		89	66
Mar. 5	Mississippi		62	58
Mar. 6	**Alabama**		**46**	**48**
	NCAA MIDEAST REGIONAL			
Mar. 4	**Middle Tenn.**	**(N3)**	**44**	**50**
			2199	**2003**

(N1) East Rutherford, N.J.
(N2) Louisville, Ky. (N3) Nashville, Tenn.
- Leading Scorers -

Derrick Hord (6-6 Jr. F) 16.3
Jim Master (6-5 Soph. G) 13.4
Melvin Turpin (6-10 Jr. C) 13.1
Dirk Minniefield (6-3 Jr. G) 11.3
Charles Hurt (6-6 Jr. F) 6.6

1982 JAPAN EXHIBITION TOUR
(Not Counted in Won-Lost Record)

July 1	W. Germany at Kariya	84	73
July 2	France at Kyotta	77	65
July 4	W. Germany at Sapporo	82	72
July 7	Japan Nat. at Akita	86	66
July 10	France at Moebashi	86	83
July 11	Japan at Tokoyo	106	71

Note: The Wildcats also toured Taiwan and Hong Kong during the 1982 trip. The following are results of games played there:

July 12	China #2 at Taipei	86	63
July 15	China #1 at Hong Kong	119	48

1982-83 — Won 23, Lost 8.

SEC Champions
UKIT Champions
Ranked 12th AP and UPI
COACH: Joe B. Hall
CAPTAIN: Charles Hurt

Nov. 27	Butler	(H)	90	53
Dec. 1	Notre Dame	(A)	58	45
Dec. 4	Villanova	(H)	93	79
Dec. 7	Detroit	(H)	83	46
Dec. 11	Illinois	(H)	76	57
	UK INVITATIONAL TOURNAMENT			
Dec. 17	Duquesne	(H)	55	42
Dec. 18	Tulane	(H)	80	61
Dec. 22	**Indiana**	**(A)**	**59**	**62**
Dec. 29	Kansas	(N1)	83	62
Jan. 3	Mississippi	(H)	72	60
Jan. 5	Louisiana St.	(H)	52	50
Jan. 8	**Alabama**	**(A)**	**67**	**74**
Jan. 10	Mississippi St.	(A)	59	53
Jan. 15	**Auburn**	**(H)**	**67**	**75**
Jan. 17	Florida	(H)	70	63
Jan. 22	Vanderbilt	(A)	82	*77
Jan. 29	**Georgia**	**(A)**	**63**	**70**
Jan. 31	**Tennessee**	**(A)**	**63**	**65**
Feb. 5	Alabama	(H)	76	70
Feb. 8	Mississippi St.	(H)	88	67
Feb. 12	Auburn	(A)	71	69
Feb. 14	Florida	(A)	73	61
Feb. 19	Vanderbilt	(H)	82	63
Feb. 26	Georgia	(H)	81	72
Feb. 27	Tennessee	(H)	69	61
Mar. 3	Mississippi	(A)	61	58
Mar. 5	**Louisiana St.**	**(A)**	**60**	**74**
SEC CHAMPIONS				
	SEC TOURNAMENT (Birmingham, Ala.)			
Mar. 11	**Alabama**	**(N2)**	**64**	**69**
	NCAA MIDEAST REGION (First Round)			
Mar. 19	Ohio	(N3)	57	40
	NCAA MIDEAST REGION			
Mar. 24	Indiana	(N4)	64	59
Mar. 26	**Louisville**	**(N4)**	**68**	***80**
			2186	**1927**

(N1) Louisville, Ky. (N2) Birmingham, Ala.
(N3) Tampa, Fla. (N4) Knoxville, Tenn.
- Leading Scorers -

Melvin Turpin (6-11 Jr. C) 15.1
Jim Master (6-5 Jr. G) 12.5
Derrick Hord (6-6 Sr. F) 8.9
Dirk Minniefield (6-3 Sr. G) 8.6
Charles Hurt (6-6 Sr. F) 8.2

1983-84 — Won 29, Lost 5.

NCAA Mid-East Region Champions
SEC Tournament Champions
SEC Champions

Date	Team	Site	Ky.	Opp.
UKIT Champions Ranked 3rd AP and UPI				
COACH: Joe B. Hall				
CAPTAIN: Dicky Beal				
Nov. 26	Louisville	(H)	65	44
Dec. 3	Indiana	(H)	59	54
Dec. 10	Kansas	(A)	72	50
	UK INVITATIONAL TOURNAMENT			
Dec. 16	Wyoming	(H)	66	40
Dec. 17	Brigham Young	(H)	93	59
Dec. 20	Cincinnati	(A)	24	11
Dec. 24	Illinois	(A)	56	54
Dec. 28	Purdue	(N1)	86	67
Jan. 2	Mississippi	(A)	68	55
Jan. 7	Louisiana St.	(A)	96	80
Jan. 9	Alabama	(H)	76	66
Jan. 11	Mississippi St.	(H)	51	42
Jan. 13	**Auburn**	**(A)**	**63**	**82**
Jan. 17	**Florida**	**(A)**	**57**	**69**
Jan. 20	Vanderbilt	(H)	67	46
Jan. 22	Houston	(H)	74	67
Jan. 28	Georgia	(H)	64	40
Jan. 30	Tennessee	(H)	93	74
Feb. 4	**Alabama**	**(A)**	**62**	**69**
Feb. 6	Mississippi St.	(A)	77	58
Feb. 11	Auburn	(H)	84	64
Feb. 13	Florida	(H)	67	65
Feb. 19	Vanderbilt	(A)	58	54
Feb. 25	Georgia	(A)	66	64
Feb. 27	**Tennessee**	**(A)**	**58**	**63**
Mar. 1	Mississippi	(H)	76	57
Mar. 3	Louisiana St.	(H)	90	68
SEC CHAMPIONS				
	SEC TOURNAMENT (Nashville, Tenn.)			
Mar. 8	Georgia	(N2)	92	79
Mar. 9	Alabama	(N2)	48	46
Mar. 10	Auburn	(N2)	51	49
SEC TOURNAMENT CHAMPIONS				
	NCAA MIDEAST REGION (First Round)			
Mar. 17	Brigham Young	(N3)	93	68
	NCAA MIDEAST REGION			
Mar. 22	Louisville	(H)	72	67
Mar. 24	Illinois	(H)	54	51
	NCAA FINAL FOUR			
Mar. 31	**Georgetown**	**(N4)**	**40**	**53**
			2318	**1975**

(N1) Louisville, Ky. (N2) Nashville, Tenn.
(N3) Birmingham, Ala. (N4) Seattle, Wash.
- Leading Scorers -

Melvin Turpin (6-11 Sr. C) 15.2
Kenny Walker (6-8 Soph. F) 12.4
Sam Bowie (7-1 Sr. F) 10.5
Jim Master (6-5 Sr. G) 9.6
Winston Bennett (6-7 Fr. F) 6.5

1984-85 — Won 18, Lost 13.

NCAA "Final 16"
Tied for Third in SEC
UKIT Champions
Unranked in Polls
COACH: Joe B. Hall
CAPTAIN: Winston Bennett , Kenny Walker

Nov. 27	Toledo	(H)	63	54
Dec. 1	**Purdue**	**(A)**	**56**	**66**
Dec. 4	**So. Methodist**	**(H)**	**54**	**56**
Dec. 8	**Indiana**	**(A)**	**68**	**81**
Dec. 15	**Louisville**	**(A)**	**64**	**71**
	UK INVITATIONAL TOURNAMENT			
Dec. 21	E. Tennessee St.	(H)	69	54
Dec. 22	Cincinnati	(H)	66	55
Dec. 31	Kansas	(N1)	92	89
Jan. 2	Auburn	(H)	68	61
Jan. 5	N. Carolina St.	(H)	78	62
Jan. 7	Vanderbilt	(H)	75	58
Jan. 9	Mississippi	(A)	57	45
Jan. 12	**Alabama**	**(A)**	**58**	**60**
Jan. 16	Mississippi St.	(H)	58	57
Jan. 19	**Florida**	**(H)**	**55**	**67**
Jan. 23	**Georgia**	**(A)**	**73**	**81**
Jan. 27	**Tennessee**	**(A)**	**65**	**81**
Jan. 31	Louisiana St.	(H)	53	43
Feb. 2	Auburn	(A)	49	*47
Feb. 7	Vanderbilt	(A)	68	62
Feb. 9	Mississippi	(H)	67	52
Feb. 13	Alabama	(H)	51	48
Feb. 16	**Mississippi St.**	**(A)**	**69**	**82**
Feb. 29	Florida	(A)	76	68
Feb. 24	**Georgia**	**(H)**	**77**	**79**
Feb. 28	Tennessee	(H)	92	67

RECORDS

ALL-TIME RECORDS

Date	Team	Site	Ky.	Opp.
1984-85 Continued				
Mar. 2	**Louisiana St.**	**(A)**	**61**	**67**
	SEC TOURNAMENT (Birmingham, Ala.)			
Mar. 7	**Florida**	**(N2)**	**55**	**58**
	NCAA WEST REGIONAL First Round			
Mar. 14	Washington	(N3)	66	58
Mar. 16	Nevada Las Vegas	(N3)	64	61
	NCAA WEST REGIONAL			
Mar. 22	**St. John's**	**(N4)**	**70**	**86**
			2037	**1918**

(N1) Louisville, Ky. (N2) Birmingham, Ala.
(N3) Salt Lake City, Utah (N4) Denver, Colorado

- Leading Scorers -

Kenny Walker (6-8 Jr. F) 22.9
Ed Davender (6-1 Fr. G) 8.5
Winston Bennett (6-7 Soph. F) 7.2
Bret Bearup (6-9 Sr. C) 6.3
James Blackmon (6-2 Soph. G) 5.4
Roger Harden (6-1 Jr. G) 5.3

* Denotes 1 overtime period.
# Exhibition Not counted in won-lost record.

EDDIE SUTTON ERA

1985-86 Won 32, Lost 4.

NCAA "Final Eight"
SEC Champions
SEC Tournament Champions
Ranked Third AP and UPI
COACH: Eddie Sutton
CAPTAINS: Kenny Walker, Roger Harden and Leroy Byrd

Nov. 22	Northwestern (La). St.	(H)	77	58
Nov. 26	Chaminade	(A)	89	57
Nov. 27	Hawaii	(A)	98	65
Dec. 3	Cincinnati	(H)	84	54
Dec. 7	Indiana	(H)	63	58
Dec. 14	**Kansas**	**(A)**	**66**	**83**
	UK INVITATIONAL TOURNAMENT			
Dec. 20	East Carolina	(H)	86	52
Dec. 21	Pepperdine	(H)	88	56
Dec. 28	Louisville	(H)	69	64
Dec. 30	Va. Military Inst.	(N1)	93	55
Jan. 4	Vanderbilt	(A)	80	71
Jan. 6	**Auburn**	**(A)**	**56**	**60**
Jan. 8	Mississippi	(H)	75	58
Jan. 11	Alabama	(H)	76	52
Jan. 15	Mississippi St.	(A)	64	52
Jan. 18	Florida	(A)	72	55
Jan. 23	Georgia	(H)	74	69
Jan. 25	Tennessee	(H)	74	57
Jan. 29	LSU	(A)	54	52
Jan. 31	Auburn	(H)	81	71
Feb. 2	**N. Carolina State**	**(A)**	**51**	**54**
Feb. 5	Vanderbilt	(H)	73	65
Feb. 8	Mississippi	(A)	62	58
Feb. 13	Alabama	(A)	73	71
Feb. 15	Mississippi St.	(H)	88	62
Feb. 19	Florida	(H)	80	69
Feb. 22	Georgia	(A)	80	75
Feb. 27	Tennessee	(A)	62	60
Mar. 1	LSU	(H)	68	57
SEC CHAMPIONS				
	SEC TOURNAMENT (Lexington, Ky.)			
Mar. 6	Mississippi	(H)	95	69
Mar. 7	Louisiana St.	(H)	61	58
Mar. 8	Alabama	(H)	83	72
	SEC Tournament Champions			
	NCAA SOUTHEAST REGIONAL First/Second Round			
Mar. 14	Davidson	(N2)	75	55
Mar. 16	Western Kentucky	(N2)	71	64
	NCAA SOUTHEAST REGIONAL			
Mar. 20	Alabama	(N3)	68	63
Mar. 22	**Louisiana St.**	**(N3)**	**57**	**59**
			2666	**2210**

(N1) Louisville, Ky. (N2) Charlotte, N.C
(N3) Atlanta, Ga.

- Leading Scorers -

Kenny Walker (6-8 Sr. F) 20.0
Winston Bennett (6-7 Jr. F) 12.7
Ed Davender (6-2 So. G) 11.5
James Blackmon (6-3, Jr. G) 9.4
Roger Harden (6-1, Sr. G) 6.8

1986 JAPAN TOUR
(Not Counted in Won-Lost Record)

June 21*	Japan at Tokyo	80	55
June 22*	Finland at Tokyo	87	67
June 24	Finland at Sendai	82	65
June 26	Japan at Niigata	79	73
June 28	Finland at Ohtsu	80	56
June 29	**Czech. at Sapporo**	**74**	**80**

*Kirin World Tournament Hong Kong Game

July 2	S. China		87	45

1986-87 - Won 18, Lost 11

NCAA Tournament
UKIT Champions
SEC Third Place
Unranked in Polls
COACH: Eddie Sutton
CAPTAINS: James Blackmon and Paul Andrews

Nov. 29	Austin Peay	(H)	71	69
Dec. 2	Texas Tech	(H)	66	60
Dec. 6	**Indiana**	**(A)**	**66**	**71**
Dec. 13	Lamar	(H)	71	56
	UK INVITATIONAL TOURNAMENT			
Dec. 19	Iona	(H)	75	59
Dec. 20	Boston Univ.	(H)	81	69
Dec. 27	Louisville	(A)	85	51
Dec. 30	**Georgia**	**(N1)**	**65**	**69**
Jan. 3	Auburn	(A)	63	60
Jan. 7	**Alabama**	**(H)**	**55**	**69**
Jan. 10	**Tennessee**	**(A)**	**68**	**75**
Jan. 12	Mississippi State	(A)	57	49
Jan. 14	Florida	(H)	67	62
Jan. 18	**LSU**	**(H)**	**41**	**76**
Jan. 21	Vanderbilt	(A)	71	65
Jan. 25	Navy	(H)	80	69
Jan. 29	**Ole Miss**	**(A)**	**65**	**76**
Jan. 31	Mississippi State	(H)	50	36
Feb. 4	Auburn	(H)	75	71
Feb. 7	Alabama	(A)	70	69
Feb. 11	Tennessee	(H)	91	*84
Feb. 14	**Florida**	**(A)**	**56**	**74**
Feb. 19	Vanderbilt	(H)	65	54
Feb. 21	**LSU**	**(A)**	**52**	**65**
Feb. 25	**Georgia**	**(A)**	**71**	**79**
Feb. 28	Ole Miss	(H)	64	63
Feb. 29	Oklahoma	(H)	75	74
	SEC TOURNAMENT (Atlanta, Ga.)			
Mar. 6	**Auburn**	**(N2)**	**72**	**79**
	NCAA SOUTHEAST REGIONAL First/Second Round			
Mar. 13	**Ohio State**	**(N2)**	**77**	**91**
			1965	**1944**

(N1) Freedom Hall, Louisville, Ky.
(N2) The Omni, Atlanta, Ga.

- Leading Scorers -

Rex Chapman (6-4 Fr.) 16.0
Ed Davender (6-3 Jr.) 15.2
Richard Madison (6-7 Jr.) 9.1
James Blackmon (6-3 Sr.) 8.4
Robert Lock (6-11 Jr.) 7.5

1987-88 - Won 27, Lost 6

NCAA "Final 16"
SEC Champions
SEC Tournament Champions
UKIT Champions
Ranked Sixth in AP and UPI

Date	Team	Site	Ky.	Opp.
	COACH: Eddie Sutton			
	CAPTAINS: Winston Bennett, Ed Davender, Cedric Jenkins, Rob Lock, Richard Madison.			
Nov. 28	Hawaii	(H)	86	59
Dec. 1	Cincinnati	(H)	101	77
Dec. 5	Indiana	(N1)	82	76
Dec. 12	Louisville	(H)	76	75
	UK INVITATIONAL TOURNAMENT			
Dec. 18	Miami (Ohio)	(H)	85	71
Dec. 19	N.C.-Charlotte	(H)	84	81
Dec. 28	Alaska	(H)	100	58
Dec. 31	Vanderbilt	(H)	81	74
Jan. 2	Georgia	(A)	84	77
Jan. 6	Mississippi St.	(H)	93	52
Jan. 9	**Auburn**	**(H)**	**52**	**53**
Jan. 13	Alabama	(A)	63	55
Jan. 16	Tennessee	(H)	83	65
Jan. 20	**Florida**	**(H)**	**56**	**58**
Jan. 23	LSU	(A)	76	61
Jan. 27	**Vanderbilt**	**(A)**	**66**	**83**
Jan. 31	Notre Dame	(N2)	78	69
Feb. 3	Ole Miss	(H)	94	65
Feb. 6	Mississippi St.	(A)	83	59
Feb. 10	Auburn	(A)	69	62
Feb. 13	Alabama	(H)	82	68
Feb. 17	**Tennessee**	**(A)**	**70**	**72**
Feb. 20	**Florida**	**(A)**	**76**	**83**
Feb. 24	LSU	(H)	95	69
Feb. 28	Syracuse	(H)	62	58
Mar. 2	Georgia	(H)	80	72
Mar. 5	Ole Miss	(A)	78	71
	SEC TOURNAMENT (Baton Rouge, La.)			
Mar. 11	Ole Miss	(N3)	82	64
Mar. 12	LSU	(N3)	86	80
Mar. 13	Georgia	(N3)	62	57
	NCAA SOUTHEAST REGIONAL First/Second Round			
Mar. 18	Southern	(N4)	99	84
Mar. 20	Maryland	(N4)	90	81
	NCAA SOUTHEAST REGIONAL			
Mar. 24	**Villanova**	**(N5)**	**74**	**80**

(N1) The Hoosier Dome, Indianapolis, Ind.; (N2) Freedom Hall, Louisville, Ky.; (N3) Assembly Center, Baton Rouge, La.; (N4) Riverfront Coliseum, Cincinnati, Ohio; (N5) Birmingham-Jefferson Civic Center, Birmingham, Ala.

— Leading Scorers —

Rex Chapman (6-4 So.) 19.0
Ed Davender (6-3 Sr.) 15.7
Winston Bennett (6-7 Sr.) 15.3
Rob Lock (6-11 Sr.) 10.9
Eric Manuel (6-6 Fr.) 7.1







LeRon Ellis floats through the air with the greatest of ease...lays it off the glass...It's Good!



And They're Off!

It's down the stretch at the Run for the Roses, the Kentucky Derby.

This Is **KENTUCKY**

contents

Hagan, Roselle, Board 166-167
Assistant ADs, Support Staff 168-169
CATS 170-171
Facilities & Program 172
Lexington 173-175
Blue-White Fund, Coaches, Alumni Assoc. 176-177
Cats on Radio, TV . . . 178-179
Primary Media Outlets . . . 180

THIS IS KENTUCKY

CLIFF HAGAN — DIRECTOR OF ATHLETICS



Now in his 13th year as Director of Athletics, Cliff Hagan is overseeing an era of success and unprecedented growth for the UK Athletics Association.

Under his guidance, the University of Kentucky rose to new horizons during the 1987-88 academic year in Southeastern Conference competition. The UK men's programs tallied 43 points to finish fourth in the Bernie Moore Trophy standings. Also, the UK women's programs placed fourth in the Women's All-Sports Trophy standings with 41.5 points. Both finishes were the highest in UK history.

For the second consecutive year, the University of Kentucky led the Southeastern Conference in Academic All-SEC Honor Roll selections during the 1987-88 year. UK placed 56 student-athletes on the various league honor rolls, more than any other SEC school.

Facility improvements under Hagan's direction in recent years include the $6 million E.J. Nutter Football Training Facility, the $5.5 million Harry C. Lancaster Aquatics Center, the Hilary J. Boone Indoor Tennis Center, the lighting of the Shively Baseball Fields and the resurfacing and seating expansion of the Shively Track, bringing the total expenditures in capital expansion projects to nearly $15 million.

This past June, the UK Athletics Association Board of Directors approved a record $13.5 million budget for the 1988-89 fiscal year. In a time when many athletics departments are facing budget crises, UKAA continues to be totally self-supporting, with no tax dollars from the University's general funds. In fact during the spring of 1988, Hagan and UKAA earmarked $4 million to contribute to the University for academic purposes. The Athletics Association had previously contributed $2 million to the University in 1987-88 for academics.

Hagan, a native of Owensboro, replaced the late Harry C. Lancaster as athletics director on July 1, 1975. Since then, UK athletics has enjoyed a tremendous amount of success, both on the playing field and in the classroom.

Hagan, a native of Owensboro, replaced the late Harry C. Lancaster as athletics director on July 1, 1975. Since then, UK athletics has enjoyed a tremendous amount of success, both on the playing field and in the classroom. Hagan has seen UK basketball teams win an NCAA championship, an NIT championship and make another appearance in the Final Four. The football teams have appeared in three bowl games and this past year, eight Wildcat teams made it to their respective NCAA championship events.

Academically, Hagan helped establish the Center for Academic and Tutorial Services (CATS), which was among the first centers of its kind in America. The efforts have indeed paid off, as UK has consistently been among the leaders in the Southeastern Conference in the number of student-athletes named to the league's Academic Honor Roll.

Hagan's involvement in college athletics extends beyond the University of Kentucky.

Hagan's involvement in college athletics extends beyond the University of Kentucky. He has served on the Executive committee of the Southeastern Conference and is also on the Executive committee of the NCAA Division 1-A Athletics Directors Association.

A two-time All America basketball center at UK (1952, 1954), Hagan helped the Wildcats win 86 of 91 games during his career. Included in his career is a 1951 national championship under legendary coach Adolph Rupp.

As a senior, Hagan helped lead UK to a perfect 25-0 record and the Southeastern Conference title. That season, Hagan averaged 29 points per game and led the nation in rebounding (13.5 rpg).

After graduating from UK in 1954 and serving two years at Andrews Air Force Base as a commissioned officer, Hagan began a highly successful National Basketball Association career with the St. Louis Hawks. In 10 seasons, he posted 12,433 career points in 672 games (18.5 ppg) and played in five NBA All-Star games. Hagan played on the St. Louis teams which claimed six division titles. In 1958, Hagan helped lead the Hawks to the World Championship by defeating the Boston Celtics. Hagan was voted All-Pro from 1957-62.

Between basketball seasons at St. Louis, Hagan earned his M.S. degree from Washington University in 1958.

He also served as player-coach of the Dallas Chapparals during his professional basketball days. In fact, Hagan was chosen as the Texas Professional Coach of the Year in 1968. His record at Dallas was 109-90. In 1975, Hagan was named to the Kentucky Athletic Hall of Fame. Three years later, he became the first UK player inducted into the Naismith Memorial Basketball Hall of Fame. Hagan was inducted into the National High School Sports Hall of Fame in July 1988.

Hagan is married to the former Martha Milton of Owensboro. They have four children—Mrs. Lisa Thaxton, Mrs. Laurie Hill, Mrs. Amy Burdette and Kip.

THIS IS KENTUCKY

DR. DAVID ROSELLE — PRESIDENT

Dr. David P. Roselle became the ninth president of the University of Kentucky on July 1, 1987.

In his first year as president he quickly became acquainted with the University's alumni and friends, and thousands of Kentuckians, by traveling the state extensively. He has met with hundreds of clubs and organizations from one end of the Commonwealth to the other.

On campus, he meets frequently with faculty and staff groups, and shortly after assuming the presidency announced a new program of free tuition for University employees.

Dr. Roselle came to UK from Virginia Tech in Blacksburg, Va., where he served for four years as provost, the No. 2 administrative position there.

He had a reputation as an innovator at Virginia Tech and has shown the same innovative style at UK.

He has been one of the main participants in the University's efforts to attract adequate public funding of the University, and his leadership was recognized by a top national award from the Council for the Advancement and Support of Education.

Dr. Roselle believes that the new technology in computation and communications is important not only to academia, but also to business, government, and industry. Consistent with that belief, he helped design and implement a strategy at UK to provide wider access to the new technology. As a result, computing and communications are increasingly an important part in the management of the University, in the academic programs, and in the service programs that support all the citizens of the Commonwealth.

Thanks to Dr. Roselle's efforts, UK is one of a small number of universities in the country to have a "supercomputer" operating for the benefit of faculty researchers and students.

Dr. Roselle's announced goal is to make the University of Kentucky recognized nationally for the quality of its scholarship, research, and graduates.

A native of Pennsylvania, Dr. Roselle earned a Ph.D. in mathematics from Duke University. He was a mathematics professor and researcher at the University of Maryland and Louisiana State University before going to Virginia Tech, where he moved up through the administrative ranks.



He is a nationally-known mathematics scholar and editor of two books, and was on the editorial board of a third.

He and his wife, Louise, have two children—a son, Arthur, 17, and a daughter Cynthia, 16. The Roselles live at the traditional home of UK presidents on the UK campus, Maxwell Place.

In his first year as president he quickly became acquainted with the University's alumni and friends, and thousands of Kentuckians, by traveling the state extensively. He has met with hundreds of clubs and organizations from one end of the Commonwealth to the other.

BOARD OF DIRECTORS

University of Kentucky Athletics Association

EX-OFFICIO MEMBERS
Dr. Davis Roselle
Dr. Art Gallaher
Dr. Jack Blanton
Dr. James M. Kuder
Dean Robert G. Lawson
Mr. Phil Greer
Dr. Charles Wethington

ALUMNI MEMBERS
Mr. William B. Sturgill
Mr. Jerome A. Stricken

TRUSTEE MEMBERS
Mr. Albert B. Chandler
Mr. Larry Forgy

MEMBERS AT LARGE
Mr. L.D. Gorman
Mr. S.T. Roach

STUDENT MEMBERS
Miss Christy Bradford
Mr. Bruce A. Rector

FACULTY MEMBERS
Dr. Daniel Reedy
Dr. N.J. Pisacano
Dean Peggy S. Maszaros
Dr. Charles W. Ellinger
Dr. Paul Sears
Dr. J.R. VanNagell
Prof. Ernest J. Middleton

THIS IS KENTUCKY

UKAA ADMINISTRATIVE STAFF



Larry Ivy
Assistant Director of Athletics/Finance

Larry Ivy is in his 12th year with the University of Kentucky Athletics Association as Assistant Athletics Director for Finance.

Ivy, a native of Huntsville, Ala., joined the UKAA staff in 1976. He assists the athletics director in all areas of the overall Association's administration, with primary interest in management of the business operations.

Aside from his above duties, Ivy serves as game manager of all UK home basketball games. He has also served as tournament manager for the 1985 NCAA Final Four, the 1982 Southeastern Conference Basketball Tournament, and three NCAA Mideast Regionals (1977, 1980, 1984).

Ivy has also served in the capacity of assistant tournament coordinator and ticket chairman for the SEC Basketball Tournament the last six years.

Ivy graduated from Huntsville High School in 1961. He earned his undergraduate (1967) degree and MBA (1968) from the University of Alabama.

He came to the University of Kentucky in 1969 as director of housing before joining the UKAA staff.

Ivy is the son of Mr. and Mrs. Jack F. Ivy of Huntsville. He has one daughter, Kim, 18.



Bob Bradley
Assistant Director of Athletics/NCAA-SEC Compliance and Academic Affairs

Bob Bradley is in his 11th year with the University of Kentucky Athletics Association, coming aboard in 1977.

Bradley, a native of Hornell, N.Y., was named Assistant Director of Athletics / NCAA-SEC Compliance and Academic Affairs on July 1, 1988. His primary duties include assisting the athletics director in NCAA and Southeastern Conference compliance matters and overseeing the CATS (Center for Academic and Tutorial Services) program.

He attended and graduated from Hornell (N.Y.) High School and earned his undergraduate degree at Salem College in 1971. Bradley then earned his master's degree in 1972 from the University of Kentucky in educational psychology and counseling.

Prior to joining the UKAA staff, Bradley served as coordinator of career counseling and director of financial aid for the Lexington Technical Institute.

Bradley is the son of Delores Bradley and the late Charles Bradley of Hornell, N.Y. He is single.



Gene DeFilippo
Assistant Director of Athletics/Marketing, Promotions and Fundraising

Gene DeFilippo is in his second year with the University of Kentucky Athletics Association.

DeFilippo, a native of Florence, Mass., was named Assistant Director of Athletics for Marketing, Promotions and Fundraising in January, 1987. His main responsibilities include handling all marketing and promotional matters concerning UK athletics and fundraising as the director of the Blue-White Fund.

He earned his undergraduate degree and graduated with cum laude honors from Springfield College in 1973. The following year, DeFilippo served as a graduate assistant football coach at Tennesse and earned his master's degree in educational administration (1974).

DeFilippo served as football offensive coordinator from 1975-79 for Youngstown (Ohio) State, then was an assistant coach at Vanderbilt the next three years. He moved from coaching to administrative assistant at Vanderbilt under athletics director Roy Kramer. After two years, DeFilippo was named the director of athletics at the University of South Carolina at Spartanburg. DeFilippo attended Northhampton High School and Williston Academy.

He and his wife, Anne, have three children—Christine, John and Mary.



Kathy DeBoer
Assistant Athletics Director/ Women's Sports

Kathy DeBoer is in her third year as Acting Assistant Athletics Director for Women's programs at the University of Kentucky.

DeBoer, who also doubles as the women's volleyball coach, received the 1987 Tachikara National Coach of the Year award in guiding the Wildcats to a 31-2 record and a Southeastern Conference championship. In DeBoer's four years at Kentucky, she has captured two SEC championships and compiled a record of 89-45.

Before coming to Kentucky, DeBoer spent four seasons as volleyball coach at Ferris State College in Big Rapids, Mich., winning two Great Lakes Conference championships.

DeBoer received her Bachelor's degree from Michigan State in 1978, and is currently finishing her Master's degree in Business Administration at Kentucky.



Russell Rice
Assistant to the Athletics Director

Russell Rice is in his 21st year with the University of Kentucky Athletics Association.

Rice, a native of Paintsville, was named Assistant to the Athletics Director in June 1987 after serving 18 years as sports information director. His primary duties include special projects and research.

He came in to UK in 1967 as assistant sports information director after 16 years inthe newspaper field with the Whitesburg Mountain Eagle, the Hazard Herald and the Lexington Leader. Rice was sports editor at the Lexington Leader for five years. He was named sports information director at UK in 1969. After graduation from Van Lear High School, he was involved in overseas service with the Marines in WWII. Rice later attended Kentucky Wesleyan College and eventually earned his undergraduate degree at the University of Kentucky in 1951.

He has authored four books on Kentucky basketball and football: "The Wildcats" (Kentucky Football), "The Big Blue Machine (Kentucky Basketball), Joe B. Hall: My Own Kentucky Home", and "The Wildcat Legacy" (Pictorial History of Kentucky Basketball).

Rice is married to the former Doris Marie Thacker of Knott County. They have four children — Mrs. Don Gardiner of Louisville, Mrs. Mike Covington of Georgetown, Russell James of Salisbury, Md., and Kim of Lexington.

THIS IS KENTUCKY

UKAA SUPPORT STAFF



TONI BYRNE
Staff Assistant



TAMARA CALTON
Staff Assistant



MELISSA EVERETT
Staff Assistant



LISA CRUZ
Staff Assistant



NANCY CUNIGAN
Account Clerk



BARBARA DENISTON
Student Dev. Dir.



BARBARA DONNELLY
Ticket Manager



MISTY DRISCOLL
Staff Assistant



AL GREEN
Trainer



RITA GRIFFITH
Account Clerk



MARY CRAIG HALEY
Staff Assistant



J.R. HISLE
Accounting Mgr.



BARBARA ISHAM
Executive Assistant



MIKE JENKINS
Counselor



BARBARA KISER
Account Clerk



C. McDOWELL
Asst. Ticket Manager



SANDY MORGAN
Adm. Assistant



JANETTA OWENS
Adm. Assistant



LEE REEDY
Staff Assistant



SUSAN RENAKER
Staff Assistant



ANN SAMPSON
Staff Assistant



SUE STANLEY
Trainer



RODNEY STILES
Student Affairs Officer



LYDIA WEHRLE
Staff Assistant

THIS IS KENTUCKY

CATS HELPS MAKE CATS A CLASS ACT



Assistant Athletic Director Bob Bradley and Director of Student Development Barbara Deniston supervise the CATS program.





Wildcat basketball players Rex Chapman and Cedric Jenkins were both named to the 1987-88 Southeastern Conference Academic Honor Roll.

Why were 56 UK student-athletes—most of any league school—named to the 1987-88 Academic All-SEC honor roll?

Why is Kentucky's football graduation rate (over 90%) among the highest in the nation?

Why did 10 UK student-athletes achieve a perfect 4.0 GPA during last year's spring semester?

Why? Because when it comes to academics, the University of Kentucky has put its money where its mouth is.

UK, like other universities, tells parents and recruits that an education is top priority. The difference is that UK has made a sincere effort to provide a support system to make that possible. It's called CATS—Center for Academic and Tutorial Services—and it has become a national trendsetter.

Led by Assistant Athletics Director Bob Bradley, CATS is forging ahead. Plans are on the drawing board for an expansion of the CATS facility, which will include a language laboratory, additional tutoring rooms, an expanded computer facility and a media center. UK budgets nearly a half-million dollars annually to maintain CATS.

CATS provides UK student-athletes with many advantages not found at other universities, including:

1. ADVISING—It is not unusual for freshmen student-athletes to be confused about courses, campus, or any number of academic procedures. In addition to the study center, the CATS facility houses the offices of Bradley, a full-time assistant, a reading coordinator and four academic graduate assistants. These trained staff members are there for one purpose—to help student-athletes be successful out of the arena of athletic competition.

2. STUDY SKILLS—CATS provides an area to conduct organized weekly study skill classes. Many schools give their student-athletes a crash course in study skills. This is not enough. UK provides a freshman orientation handbook and a study skills workbook for each incoming student-athlete. The student-athletes attend organized classes in CATS, where they learn to utilize proven classroom study skills and university resources.

3. STUDY HALL—Most major colleges

THIS IS KENTUCKY

have required study hall for their freshmen student-athletes. These study halls are almost always in the evening after practice and are held in a campus facility borrowed by the Athletics Association. This is probably the time period least conducive to study or meeting with tutors.

The CATS facility not only provides a large area for quiet study but is also equipped with tutoring and small group rooms. The center was specifically designed to meet the study needs of student-athletes.

The CATS Center is open all day and until 10 p.m. each night. This means student-athletes at Kentucky may attend study hall virtually any time of the day. Research has shown that the best time to study is immediately after class. CATS provides the student-athletes the opportunity to study at that time.

4. TUTORING—CATS has tutors available for any subject. The tutors come from the University and the community, utilizing the services of well-qualified professors, graduate students and graduates. CATS screens tutors and develops a core list of those most effective with student-athletes. CATS provides the proper atmosphere for tutoring. Sound-proof rooms are available where the student and the tutor can meet without interruption.

5. READING COMPONENT—The reading program at CATS is designed to meet the needs of all student-athletes. Upon entering the University, each student-athlete is given a reading test to measure that individual's strengths and weaknesses. Based upon the results, a student-athlete may be encouraged to participate in the reading program, which provides both individual and small-group tutoring in a variety of areas such as reading improvement and advanced vocabulary development. It is the goal of the reading program to provide student-athletes with tools necessary to become more effective readers and studiers.

WHY CATS? The University of Kentucky's philosophy is that colleges should be willing to provide funds not only to recruit the athletes and develop their physical talents, but also to afford the student-athlete every opportunity to succeed academically. That's the difference.

That's the CATS difference.



The CATS Center provides UK student-athletes the facility to conduct a session of quiet study or tutoring.

THIS IS KENTUCKY

UK'S ATHLETICS FACILITIES — SECOND TO NONE



Rupp Arena is the 23,000-seat home of the Wildcat Basketball team.



Commonwealth Stadium seats 58,000 for Wildcat Football.



The Harry C. Lancaster Aquatics Center.



The E.J. Nutter Training Facility is home to UK Football and also to weight training for UK Basketball.

Athletics at Kentucky

Kentucky Athletics—Reaching for the Top
The athletics program at the University of Kentucky is reaching for the top.

The goal is near. In the 1987-88 alone, UK's men's and women's sports programs were each the fourth-most successful overall in the extremely competitive Southeastern Conference, the highest finishes ever for UK.

In the men's programs, UK amassed 43 points (based on team standings in each sport) in the race for the Bernie Moore trophy. The women's program tallied 41.5 points.

Eight UK teams advanced to NCAA competition last season. The Wildcat basketball team won its 37th SEC championship and advanced to the NCAA Tournament for the ninth consecutive year. The baseball and tennis teams each finished second in the conference and advanced to NCAA competition, and the men's golf team also competed in the NCAA Championships.

UK's women's volleyball team won another SEC championship, with tennis finishing third in the conference and also advancing to NCAA competition. The Lady Kats golf and gymnastics teams each participated in NCAA Championships.

Academically, Kentucky has distanced itself from the competition through the Center for Academic and Tutorial Services (CATS). Last season, 56 UK student-athletes were named to the Academic All-SEC Honor Roll, the most of any school. UK's football graduation rate continues to hover over the 90% mark, one of the best in the nation. And several student-athletes received SEC and NCAA recognitions and scholarships.

In terms of facilities, UK is striving to be second to none. Recently-completed projects include the $6 million E.J. Nutter Football Training Facility, the Hilary J. Boone indoor Tennis Center, the lighting of the Shively Baseball Field and the resurfacing and seating expansion of the Shively Track and the $5.5 million Harry C. Lancaster Aquatics Center.

1987-88 SEC ALL-SPORTS FINISHES

	MEN School	Points		WOMEN School	Points
1.	LSU	57.5	1.	Florida	53.5
2.	Florida	54.0	2.	Georgia	52.0
3.	Auburn	51.5	3.	LSU	50.0
4.	KENTUCKY	43.0	4.	KENTUCKY	41.5
5.	Georgia	43.0	5.	Alabama	40.5
6.	Tennessee	42.0	6.	Auburn	39.0
7.	Alabama	27.5	7.	Tennessee	39.0
8.	Mississippi	22.5	8.	Mississippi	20.0
9.	Ole Miss	21.0	9.	Ole Miss	18.0
10.	Vanderbilt	17.0	10.	Vanderbilt	14.5

THIS IS KENTUCKY

THE UNIVERSITY OF KENTUCKY
A TRADITION OF VALUE

From its modest beginnings in 1865, when it was known as State College, the University of Kentucky has grown into one of the nation's most outstanding institutions of higher learning.

The wealth of opportunities that await students at UK is hard to beat. As a comprehensive land-grant university, UK offers an educational experience that cannot be matched anywhere in the Commonwealth and is virtually unmatched nationally.

At Kentucky, there is a tradition of value.

UK EDUCATES ONE-THIRD OF THE COLLEGE STUDENTS IN KENTUCKY Enrollment on the University's campus in Lexington is more than 22,000, while about 30,000 attend UK's 14 community colleges throughout the Commonwealth. That represents one-third of all students attending public or private colleges, business schools and universities in the state.

INCOMING FRESHMEN ARE BEST IN THE STATE Average entrance exam scores for UK freshmen are 22+ on the ACT, higher than those for any public university in the state and about three points higher than the national average. The result is a better quality student body each year.



UK's Memorial Hall is a highly recognizable campus landmark.

APPLICATIONS TO ATTEND UK INCREASING The number of students wanting to attend UK increases each year with applications for admission this fall well above the 10,000 mark.

ACADEMIC SCHOLARSHIP PROGRAM IS GROWING The University's academic scholarship program— scholarships awarded on merit alone—has grown from $70,000 a year in 1983 to more than $1 million in 1988.

UK HAS REACHED THE TOP CATEGORY OF RESEARCH UNIVERSITIES The Carnegie Foundation for the Advancement of Teaching has classified UK as a "Research University of the First Class," the only such institution in Kentucky and one of only 45 in the nation.

UK HAS ENTERED THE WORLD OF SUPERCOMPUTERS The University is now one of only a small number of universities in the nation to acquire a "supercomputer." UK IBM 300E, with three "vectors," will attract not only more research funding and grants, but it also will be made available to undergraduate students, a rarity at any university.

UK HAS SOME OF THE BEST FACULTY IN THE NATION Some examples: ROBERT SHEPHERD, plant pathology, was elected to the National Academy of Sciences, the only Kentucky resident ever to receive that prestigious honor.

ANTHONY DEMARIA is president of the American College of Cardiology.

DAVID KAO, civil engineering, was named one of the nation's Top 100 researchers by Science Digest Magazine.

VIRGIL HAYES, animal sciences, is president-elect of the Council for Agricultural Science and Technology in the United States.

PEGGY MESZAROS, dean of the College of Home Economics, is national president of Kappa Omicron Phi, a home economics honorary society.

GUY DAVENPORT, an English professor who is a Rhodes Scholar, is internationally known in his field.

R. DAVID COBB, Pharmacy, is chairman-elect of the board of trustees of the American Pharmaceutical Association.

THE FACULTY AT UK ARE AN IMPORTANT STATE "INDUSTRY" UK faculty brought to the University and the state last year more than $50 million in research grants and sponsored programs—a valuable resource to the economic development of the Commonwealth. UK ranks among the Top 100 research universities in federal research funding, the only one so ranked in the state.

UK HAS SOME OF THE MOST OUTSTANDING PROGRAMS IN THE NATION •The sociology department received the American Sociological Association's award for teaching, the first time this prize has gone to an entire department.

•The College of Communications ranked among the Top 10 programs in the country based on papers presented at the International Communications Association convention.

•The Gaines Center for the Humanities is unique among undergraduate programs and facilities found in public universities in the nation.

•University cancer research and treatment programs have been enhanced by two new modern facilities.

•The equine research program, for a long time a research hallmark at UK, has one of the top research facilities in the world, the new Maxwell Gluck Equine Research Center.

•The Patterson School of Diplomacy and International Commerce is the only such graduate program of its kind in the South.

•More than 40,000 people annually enjoy music, theater and art programs of the College of Fine Arts.

•The award-winning Community College System of 14 colleges across the state provide technical and transfer programs to more than 30,000 Kentuckians annually.



Over 22,000 students call UK's Lexington campus home.

UK HAS AN IMPRESSIVE LIST OF ALUMNI Included in the University's long list of more than 100,000 alumni are seven governors, two Nobel Prize winners, an astronaut, and several chief executive officers of national corporations.

The University of Kentucky—A Tradition of Value.

THIS IS KENTUCKY



Rich in beauty and tradition, Lexington is the cultural, educational and industrial hub for thousands of Kentuckians.

Lexington—One Beauty of a City

This is a place where the past and present meet and mesh gracefully.

Where downtown skyscrapers overlook thousands of acres of lush pastures, home to Kentucky's most famous resident—the horse.

This is Lexington, home of the University of Kentucky.

Lexington is one beauty of a city. John O. Simonds, a nationally-known landscape architect and the author of several books on land use, calls the Bluegrass area a "national treasure. The Bluegrass area is superlative countryside." Lexington is the heart of the Bluegrass, the metropolitan shopping, commercial and entertainment hub of eastern Kentucky.

With a population of around 225,000, Lexington is small enough to provide the perfect college atmosphere for the University of Kentucky. But it is also large enough to offer the cultural opportunities usually reserved for larger cities. Lexingtonians enjoy a vibrant downtown nightlife, a symphony orchestra and several museums. A recent statewide poll indicated that the Lexington area is the most popular place to live, work and play in Kentucky, and it's an area most residents would not seriously consider leaving.

Lexington, Kentucky—one beauty of a city.



Lexington is internationally known as the thoroughbred captial.

THIS IS KENTUCKY

LEXINGTON DIRECTORY

HOTELS/MOTELS

Best Western Lexington
925 Newtown Pike 606-252-6656

Bryan Station Inn
273 New Circle Rd. NE 606-299-4162

Campbell House Inn
1375 Harrodsburg Rd. 606-255-4281

Continental Inn
801 New Circle Rd. 606-299-5281

Days Inn
1675 N. Broadway 606-293-1421

Econo Lodge
5527 Athens-Boonesboro 606-263-5101

Eldorado
3440 Versailles Rd. 606-255-9451

Grenelefe Inn
2280 Nicholasville Rd. 606-277-1191

Harley Hotel
2143 N. Broadway 606-299-1261

Hilton Inn
1938 Stanton Way 606-259-1311

Hilton Suites
3195 Nicholasville Rd. 606-271-4000

Holiday Inn North
1950 Newtown Pike 606-233-0512

Howard Johnson
1987 N. Broadway 606-299-1202

Hyatt Regency Lexington
400 W. Vine 606-253-1234

LaQuinta Motor Inn
1919 Stanton Way 606-231-7551

Marriott's Griffin Gate
1800 Newtown Pike 606-231-5100

Radisson Plaza
Vine Center 606-231-9000

Ramada Inn
232 New Circle Rd. 606-299-1211

Shoney's Inn
2753 Richmond Rd. 606-269-4999

Springs Inn
2020 Harrodsburg Rd. 606-277-5751

LIMOUSINE SERVICE

Land Transport Inc.
Blue Grass Field 606-252-2441

TAXI SERVICE

Holiday Cab
708 W. 3rd 606-231-8294

Land Transport Inc.
Blue Grass Field 606-252-2441

Lexington Yellow Cab
708 W. 3rd 606-252-8294

Wildcat Cab
708 W. 3rd 606-231-8294

AIRLINES

American Airlines 606-273-6200

Comair Airlines 606-231-7571

Delta Air Lines 606-255-4411

Eastern Airlines 606-254-2701

Eastern Metro Express 606-254-2970

Piedmont Airlines 606-254-7351

Trans World Airlines 606-278-9221

USAir 606-255-8511

United Express 606-253-3800

THIS IS KENTUCKY

THE BLUE AND WHITE FUND

Originated in 1973 by athletics director Cliff Hagan, the Blue and White Fund's main purpose is to provide financial assistance to the UK athletics program.



Assistant Athletics Director Gene DeFilippo Administers the Blue and White Fund.

Today, producing and maintaining a quality athletics program is a never-ending process. And for that reason, the University of Kentucky Athletics Association is renewing its efforts to raise the funds necessary to be competitive on the national level in every sport.

The major purpose of the Blue and White Fund is to provide scholarships for UK's student-athletes. Last year, 315 student-athletes received grants-in-aid from the University of Kentucky which allowed them to continue their education.

The Fund also helps underwrite costs associated with the nationally-recognized Center for Academic and Tutorial Services (CATS) located in Memorial Coliseum. In addition, the Fund provides dollars necessary to upgrade the entire athletic physical plant and to plan for the future projects.

Some of the future projects for which the Blue and White Fund would assist include expansion of Commonwealth Stadium from 57,800 to 72,000, the construction of an indoor football practice facility, and the construction of an athletics administration building.

Last year, more than $800,000 was raised through the Blue and White Fund. Under the direction of assistant athletics director Gene DeFilippo, the goal next year will double as UKAA becomes more aggresive in its fundraising efforts.

Membership in the Blue and White Fund is open to anyone interested in helping the University of Kentucky student-athletes who participate in one or more of the 19 sports for which UK fields a team.

For more information on the Blue and White Fund, contact Gene DeFilippo at (606) 257-5611.

UK HEAD COACHES



Jerry Claiborne
Football Coach



Kathy DeBoer
Volleyball Coach



Dennis Emery
Men's Tennis Coach



Bettie Lou Evans
Women's Golf Coach



Sharon Fanning
Women's Basketball Coach



Leah Little
Gymnastics Coach



Keith Madison
Baseball Coach



Harold Mullins
Rifle Coach



Wynn Paul
Swimming Coach



John Dineen
Women's Tennis Coach



Tom Simpson
Men's Golf Coach



Eddie Sutton
Basketball Coach



Don Weber
Track Coach

THIS IS KENTUCKY

UNIVERSITY OF KENTUCKY NATIONAL ALUMNI ASSOCIATION

By LIZ DEMORAN

FRIENDraising — that's what the University of Kentucky National Alumni Association does best. **FUN**raising is the province of the UK Athletics Association. **FUND**raising is what the UK Development Office does by seeking contributions to the Annual Fund and individual colleges, by receiving gifts from wills, trusts and bequests and by uncovering corporate support for the University.

The UK National Alumni Association has a dual purpose — **serving alumni** with programs and membership benefits and **serving the University** with programs to undergird the continuing academic progress at UK, to attract quality students and to reward a quality faculty.

Among the most popular programs for alumni are area club gatherings and trips to Rupp Arena, the Kentucky Alumnus magazine, membership availability at Spindletop Hall and the basketball scorecard. The Association also sponsors class reunions, Homecoming, overseas trips, an annual photo contest, library privileges, University Press book discounts, and the Hall of Distinguished Alumni recognition program.

Foremost among service programs to the University during the past several years is the grassroots support movement for Kentucky higher education. Working through informed alumni volunteers, the message of formula funding and the needs of UK were firmly impressed upon local legislators as well as the Excutive offices in Frankfort.

Quality students are attracted to a university because the academic opportunities and faculty are first-rate, because scholarship and financial aid is available and because the alumni they know talk proudly about their alma mater. The National Alumni Association helps out on all three counts.

The Association encourages exceptional teaching which is at the heart of a strong academic program by presenting up to five awards annually for "great" teaching. As one program to keep highly qualified professors at UK, the Alumni Professorship is now a designation carried by seven professors who not only contribute in the classroom but also in the research laboratory. How exciting to be taught by the very people who are creating new knowledge, who are discovering how quarks and neurons and monoclonal antibodies and minds work so that that information can be used to increase our life expectancy and enhance our quality of living as well!

In the past five years, funds for Association and alumni club-sponsored scholarships have increased dramatically. In the 1987-88 university year alone, over $40,000 in undergraduate scholarships and grants were made available to UK students in Lexington and another $9,000 to Community College students. The latter awards were funded from unrestricted gifts to the Annual Giving program.

Among the alumni who provide the "pride factor" are shuttle astronaut Story Musgrave who took a UK pennant into orbit in July 1985; author Bobbie Anne Mason who wrote "In Country" which has been received with wide popular acclaim, and the late Walter Tevis whose novels still continued to be translated into films—the latest, The Color of Money, starring Paul Newman and Tom Cruise. Also included in the list of prominent UK alumni are Pat Riley, coach of the world-champion Los Angeles Lakers, and Dr. William A. Baumgartner, the first person to perform domino donor surgery. These are just a few of the thousands of alumni across the country that represent a nationwide network of pride in the University of Kentucky. Let it show!

MEMBER

1988 OFFICERS

President
Jack Guthrie '63
Louisville

President-Elect
Bruce Davis '71
Frankfort

Treasurer
Mrs. Joe F. Morris '38
Lexington

Secretary
Jay Brumfield '48
Lexington

ASSOCIATION STAFF

Director
Jay Brumfield '48

Associate Director
Bob C. Whitaker '58

Editor
Liz Howard Demoran '68

Assistant Editor
Kay Johnson '86

Membership Coordinator
Ada D. Refbord '39

Staff
Brenda Bain
Julia Brothers
Linda Brumfield
Margie Carby
Natali Devine
Brenda Daugherty
Ruby Hardin
Ennis Johnson
Carolyn Rhorer
Tom White

THE COMMITTEE OF 101

The University of Kentucky is blessed with one of the more unique support organizations in college athletics — the Committee of 101.

While most schools have elaborate boosters groups which raise cash for the various athletic programs, the Committee of 101 is a service-oriented group which makes no direct cash contribution to UK. The organization, which has the motto, "dedicated to the support of Kentucky basketball," sponsors the annual "Get-Acquainted Pre-Season Banquet," which has become a Kentucky tradition. The banquet kicks off the season with a sold out crowd of about 800 on hand. The Committee also sponsors the post-season awards banquet.

The group's activities extend to non-UK related efforts, including raising money for such charities as Cardinal Hill Hospital, Big Brothers/Sisters and the Bluegrass Boys' Ranch.

The most visible work the Committee does is ushering at Wildcat home football and basketball games, as well as events like the 1982 and 1986 SEC tournament, the 1984 Mideast Regional and the 1985 Final Four. In an effort to promote Kentucky basketball, the Committee produced an album titled, "Great Moments in Kentucky Basketball."

The Committee of 101 was born in 1966 when 101 employees of IBM's Lexington plant each gave 25 cents to send a telegram to the late Coach Adolph Rupp at every away game the Wildcats played that season.

From those modest beginnings, the club grew into the service organization it is today, which includes 250 members. Since membership is limited to that number, a waiting list for people wishing to become involved is kept. Persons interested in joining the Committee should write to:

Committee of 101
P.O. Box 22
Lexington, KY 40501

Dues are only $10 a year but each member is required to "roll up his sleeves and go to work," according to Committee president Van Florence. "We consider ourselves a working organization. We host the post-game receptions at the Wildcat Lodge, sell programs and things like that. Any time manpower is needed in UK athletics, we're there."

THIS IS KENTUCKY

THE WILDCATS ON RADIO

A Kentucky basketball tradition through the years has been the ability of the legions of Big Blue fans to catch the Cats on radio. Listening to Kentucky basketball has been a tradition in the Commonwealth and across the country for decades. Nearly every Kentuckian has fond memories of sitting around a radio on a cold winter night, living and dying with the fortunes of the Big Blue.

As usual, the excitement and action of Kentucky's 86th season of basketball will be broadcast to fans across the country on one of the largest college networks in the nation. The UK Basketball Network features 97 stations.

Anchoring the coverage again this season is the powerful 50,000-watt clear-channel WLW in Cincinnati. Located at 700 on the AM dial, WLW will beam the Wildcat action to at least 40 states.

The network also features WVLK in Lexington and WAVG in Louisville, as well as ten 100,000-watt FM stations throughout the state.

The rights to Wildcat basketball are held by Kentucky Network, Inc. of Louisville, which is currently in its eighth season of broadcasting UK games.



CAWOOD LEDFORD

Now in his 36th season of broadcasting Wildcats games, Cawood Ledford is truly a legend in the Commonwealth. In many drug stores and barber shops across the state, conversations in the winter begin with, "Well, Cawood said last night. . ."

His brisk, informative style has won him a spot in the hearts of Kentuckians for years and to many people who never have a chance to see the Cats in person, Cawood IS Kentucky basketball. As one station promoted him once, "When you listen to Kentucky basketball, you don't just hear it, you SEE it through the eyes of Cawood Ledford."

Ledford has made some of his phrases legendary in Kentucky, especially his traditional, "The Wildcats are moving to the right-hand side of your radio dial." When he appears at courtside at Rupp Arena, the Kentucky band salutes him in unison with a loud, "Hello, Cawood!" That's the kind of respect Kentuckians have for "their" announcer.

The native of Harlan County (actually Cawood, Ky.) has been named Best Basketball Announcer in the Nation, in addition to being named Kentucky's Sportscaster of the Year 20 times. He is president of his own Lexington-based company, Cawood Ledford Productions, and has produced many award-winning radio and television sports programs.



RALPH HACKER

Ledford's sidekick on Wildcats broadcasts is Ralph Hacker, president and general manager of radio station WVLK in Lexington. Hacker is now in his 17th season as the color analyst on the UK Network, offering his knowledge to the broadcasts, as well as handling all pregame, halftime and postgame programs.

In addition to his UK radio duties, Hacker has ventured into television in the last four years, calling games for the SEC, the NCAA and CBS.

1988-89 UNIVERSITY OF KENTUCKY SPORTS NETWORK BASKETBALL AFFILIATES

STATION	CITY
*WANY AM	Albany
WANY FM	Albany
WCMI AM	Ashland
WYWY FM	Barbourville
WOKH FM	Bardstown
WCBL AM	Benton
*WCBL FM	Benton
WBGN AM	Bowling Green
*WMMG AM	Brandenburg
WMMG FM	Brandenburg
WCKQ FM	Campbellsville
WKQI FM	Catlettsville
WSMJ AM	Cave City
WKYA FM	Central City
WLW AM	Cincinnati, Ohio
*WAIN AM	Columbia
WAIN FM	Columbia
*WCTT AM	Corbin
WCTT FM	Corbin
*WCPM AM	Cumberland
WCYN AM	Cynthiana
WHIR AM	Danville
WIEL AM	Elizabethtown
WKXF FM	Eminence
WIOK FM	Falmouth
*WFLE AM	Flemingsburg
WASE FM	Ft. Knox/Radcliff
WFKY AM	Frankfort
WKWY FM	Frankfort
WFKN AM	Franklin
WOVO FM	Glasgow
WUGO FM	Grayson
*WLGC AM	Greenup
WLGC FM	Greenup
*WHIC AM	Hardinsburg
WHIC FM	Hardinsburg
*WFSR AM	Harlan
*WHBN AM	Harrodsburg
WHBN FM	Harrodsburg
*WLLS AM	Hartford
WLLS FM	Hartford
WKCM AM	Hawesville
WSGS FM	Hazard
WSON AM	Henderson
WKCB AM	Hindman
WKCB FM	Hindman
WKMO FM	Hodgenville
WHOP AM	Hopkinsville
WHOP FM	Hopkinsville
*WEKG AM	Jackson
WJSN FM	Jackson
WJRS FM	Jamestown
WIFX FM	Jenkins
WRNZ FM	Lancaster
WLSK FM	Lebanon
WKHG FM	Leitchfield
WVLK AM	Lexington
WVLK FM	Lexington
WFTG AM	London
WAVG AM	Louisville
WTTL AM	Madisonville
WWXL AM	Manchester
WWXL FM	Manchester
WCMT AM	Martin, Tenn.
WCMT FM	Martin, Tenn.
*WNGO AM	Mayfield
WXID FM	Mayfield
WFTM AM	Maysville
WMIK FM	Middlesboro
WKYM FM	Monticello
*WMOR FM	Morehead
*WMSK AM	Morganfield
WMSK FM	Morganfield
WMST FM	Mt. Sterling
*WLOC AM	Munfordville
WLOC FM	Munfordville
WSJP AM	Murray
WAAW FM	Murray
WBNT AM	Oneida, Tenn.
WBNT FM	Oneida, Tenn.
WOMI AM	Owensboro
WPAD AM	Paducah
WDDJ FM	Paducah
WSIP AM	Paintsville
WSIP FM	Paintsville
WDHR FM	Pikeville
WZKO FM	Pineville
WQHY FM	Prestonsburg
*WPKY FM	Princeton
WHRZ FM	Providence
WEKY AM	Richmond
WIDS AM	Russell Springs
WBVR FM	Russellville
*WRLV AM	Salyersville
WSEK FM	Somerset
WSKV FM	Stanton
WXKQ FM	Whitesburg
*WEZJ AM	Williamsburg
WXCC FM	Williamson, W.Va.

* Station carries day or selected games only.

THIS IS KENTUCKY

THE WILDCATS ON TELEVISION

The University of Kentucky will once again be featured on one of the largest collegiate television networks in the country, with ten stations in four states covering a viewing audience across eight states. The games will be seen on virtually every cable system in the Commonwealth.

Host Communications of Lexington, the firm that handles all radio rights for the NCAA Basketball Championships, administers the television network. WKYT-TV in Lexington and WAVE-TV in Louisville act as co-producers of the telecasts. The UK Network will televise five UK games live and four games on a delayed basis at 11:30 p.m. ET. (See season schedule for list of TV games.)

Marty Brennaman, the legendary "voice" of the Cincinnati Reds, will once again handle play-by-play. He will be joined by former Wildcat Larry Conley for three games and former Wildcat Jack "Goose" Givens for the remaining six. UK-TV veteran Rob Bromley will once again "anchor" the pre-game and halftime shows.

UK TELEVISION NETWORK

MARKET	STATION
Lexington	WKYT-TV
Louisville	WAVE-TV
Hazard	WYMT-TV
Huntington, W.Va.	WSAZ-TV
Cincinnati, Ohio	WIII-TV
Paducah	WPSD-TV
Evansville, Ind.	WTVW-TV
Campbellsville	WGRB-TV
Hopkinsville	TV-43
Bowling Green	Storer Communications

EDDIE SUTTON TV SHOW

The Coach Eddie Sutton Television Show will be aired on 10 stations throughout Kentucky, Indiana, Ohio and West Virginia this winter. The weekly program, produced by WKYT-TV in Lexington and syndicated by Host Communications of Lexington, will air on Sundays during the basketball season.

The 30-minute show includes highlights of Wildcat games, commentary by Sutton and features on the Wildcat players. Veteran announcer Cawood Ledford joins WKYT-TV sports director Rob Bromley as co-hosts of the show.

The following is the complete list of stations:



MARKET	STATION
Lexington	WKYT-TV
Louisville	WAVE-TV
Evansville, Ind.	WTVW-TV
Campbellsville	WGRB-TV
Cincinnati, Ohio	WIII-TV
Hazard	WYMT-TV
Paducah	WPSD-TV
Huntington, W.Va.	WSAZ-TV
Hopkinsville	TV-43
Bowling Green	Storer Communications

MARTY BRENNAMAN

Marty Brennaman joined the UK Television Network last season as the play-by-play man after earning a reputation as one of the best baseball announcers in the nation. Brennaman has served as the "Voice of the Cincinnati Reds" for 15 years, having joined the Reds broadcasting team in 1974.

In recent years, Brennaman has taken up television announcing chores for the Reds and for Atlantic Coast Conference basketball.

During his seasons with the Reds, Brennaman has gained a large following throughout Reds' Country, and his way of ending each Reds' victory, "And this one belongs to the Reds," is as much a part of a Reds' game as hot dogs and Cracker Jacks.

The graduate of the University of North Carolina has been named Ohio's "Sportscaster of the Year" nine times.

LARRY CONLEY

Larry Conley, who will handle the color analyst duties for three games in 1988-89, is certainly no stranger to Wildcat fans. Conley was a member of UK's famous "Rupp's Runts" team that captured the imagination of the entire country by overcoming the odds and advancing to the 1966 NCAA championship game before losing to Texas Western.

The Ashland native earned All-SEC honors in 1966, then signed and played with the Kentucky Colonels of the old ABA.

Conley has spent the last 12 years working as a TV analyst for NBC, CBS and ESPN. He has also worked as an analyst for NCAA Productions during the NCAA Tournament.

ROB BROMLEY

Rob Bromley begins his ninth year on the UK Television Network. Bromley will once again handle the pre-game, halftime and post-game anchor duties on the telecasts and will conduct interviews during those periods with prominent people in attendance. He will also handle the duties of updating scores from around the country.

Bromley has been the sports director at WKYT-TV in Lexington since 1980, when he took over those duties from the legendary Denny Trease, who now serves as the TV "voice" of the Kansas City Royals.

Bromley is a graduate of Butler University in Indianapolis and worked as a sports anchor in Lima, Ohio, before joining the WKYT-TV staff in 1977.

JACK GIVENS

Jack "Goose" Givens returns to the UK Television Network this year as an analyst for several of the games.

Givens is best known to Kentucky fans for his 41-point performance against Duke that led UK to the 1978 NCAA championship. Givens scored 2,038 points in his illustrious UK career, and is third on the all-time UK scoring list.

Givens was drafted in the first round of the NBA draft by the Atlanta Hawks and played two years there. He is currently a life insurance representative and financial planner for Capital Creation and Conservation Company of Lexington. He owns a sporting goods store in Lexington.

THIS IS KENTUCKY

PRIMARY MEDIA OUTLETS

■ LEXINGTON

Jerry Tipton (Beat Writer)
John Clay
Mike Johnson (Assistant Managing Editor-Sports)
Billy Reed
THE LEXINGTON HERALD LEADER
Main and Midland
Lexington, KY 40507
(606) 231-3225

Mike Embry
ASSOCIATED PRESS
Herald Leader Bldg.
Main and Midland
Lexington, KY 40507
(606) 254-2070

Brian Malloy
UNITED PRESS INTERNATIONAL
P.O. Box 2163
Lexington, KY 40595
(606) 252-4586

Tom Spalding
KENTUCKY KERNEL
University of Kentucky
Lexington, KY 40506-0422
(606) 257-1915

Ralph Hacker
Tom Leach
Rick Shaw
WVLK RADIO
P.O. Box 1559
Lexington, KY 40501

Alan Cutler
Carl Nathe
Frank Cusumano
WLEX-TV
P.O. Box 1457
Lexington, KY 40501
(606) 255-4404

Rob Bromley
Dick Gabriel
Dave Baker
John Jury
WKYT-TV
P.O. Box 5037
Lexington, KY 40555
(606) 299-0711

Kenny Rice
Mark Sok
WTVQ-TV
P.O. Box 4490
Lexington, KY 40501
(606) 293-1661

Kim Allen
WLAP RADIO
P.O. Box 11670
Lexington, KY 40511

Cawood Ledford
Tom Wallace
Dan Metzger
CAWOOD LEDFORD PRODUCTIONS
120 Kentucky Avenue
Lexington, KY 40502
(606) 233-3455

Oscar Combs
Nick Nicholas
Mike Estep
THE CATS' PAUSE
P.O. Box 7297
Lexington, KY 40501

J.D. Rutledge
Rick Redding
HOST COMMUNICATIONS
P.O. Box 3071
Lexington, KY 40596-3071

Tom Hammond
HAMMOND PRODUCTIONS
2526 Regency Road
Lexington, KY 40503

■ LOUISVILLE

Scott Fowler (Beat Writer)
LOUISVILLE COURIER JOURNAL
400 Old Vine St. Suite 201
Lexington, KY 40507
(606) 254-7888

Rick Bozich
LOUISVILLE COURIER JOURNAL
525 West Broadway
Louisville, KY 40507
(502) 582-4361

Billy Reed
424 Hurstbourne Park
9200 Shelbyville Road
Louisville, KY 40222

Dave Conrad
WHAS-TV
P.O. box 1084
Louisville, KY 40201
(502) 582-7255

Bob Domine
WAVE-TV
725 South Floyd
Louisville, KY 40203
(502) 585-2201

Fred Cowgill
WLKY-TV
P.O. Box 6218
Louisville, KY 40202
(502) 893-7300

Doug Ormay
KENTUCKY NETWORK
11001 Bluegrass Pkwy.
Louisville, KY 40299
(502) 267-6757

Paul Rogers
WHAS RADIO
P.O. Box 1084
Louisville, KY 40202
(502) 582-7840

Art Metzler
WAVG Radio
P.O. Box 32970
Louisville, KY 40232
(502) 587-0970

■ CINCINNATI

Bill Peterson (Beat Writer)
CINCINNATI POST
125 East Court Street
Cincinnati, OH 45202
(513) 352-2768

Tim Smith (Beat Writer)
CINCINNATI ENQUIRER
617 Vine Street
Cincinnati, OH 45202
(513) 221-7567

Denny Jantzen
WCPO-TV
500 Central Ave.
Cincinnati, OH 45202
(513) 721-9900

Walt Maher
EKRC-RV
1906 Highland Ave.
Cincinnati, OH 45219
(513) 651-1200

Steve Physioc
WLWT-TV
400 West Ninth St.
Cincinnati, OH 45202
(513) 352-5017

Andy MacWilliams
Doug Kidd
Andy Furman
WLW RADIO
3 East Fourth St.
Cincinnati, OH 45202
(513) 241-9597

Bill Sorrell
WCKY RADIO
501 Care Tower
Cincinnati, OH 45202
(513) 241-6565

■ STATE MEDIA

Mike Reliford
ASHLAND DAILY INDEPENDENT
226 17th Street
Ashland, KY 41101
(606) 291-1717

Larry Vaught
DANVILLE ADVOCATE-MESSENGER
330 South Fourth Street
Danville, KY 40422
(606) 236-2551

ELIZABETHTOWN NEWS-ENTERPRISE
P.O. Box 430
Elizabethtown, KY 42701
(502) 769-2312

Philip Case
FRANKFORT STATE JOURNAL
P.O. Box 368
Frankfort, KY 40601

Sports Editor
THE DAILY TIMES
301 S. Green St.
Glasgow, KY 42141
(502) 678-5171

Sports Editor
HARLAN DAILY ENTERPRISE
Central Street
Harlan, KY 40831
(606) 573-4510

Sports Editor
GLEANOR JOURNAL
P.O. Box 4
Henderson, KY 42420
(502) 827-2000

Rick Bentley
KENTUCKY NEW ERA
P.O. Box 729
Hopkinsville, KY 42240
(502) 886-4444

Jim Pickens
THE MESSENGER
P.O. Box 709
Madisonville, KY 42431
(502) 821-6833

Sports Editor
THE MESSENGER
P.O. Box 709
Mayfield, KY 42066
(502) 247-5223

Leo McKay
MAYSVILLE LEDGER-INDEPENDENT
41 West Second Street
Maysville, KY 41056
(606 564-9091

Neill Morgan
DAILY NEWS
P.O. Box 579
Middlesboro, KY 40965
(606) 248-1010

Gene Abell
OWENSBORO MESSENGER-INQUIRER
1401 Frederica St.
Owensboro, KY 42301
(502) 926-0123

Ward Willingham
PADUCAH SUN
401 Kentucky Ave.
Paducah, KY 42001
(502) 442-7389

Larry McIntosh
WPSD-TV
100 Television Lane
Paducah, KY 42001
(502) 442-8214

Sports Editor
RICHMOND REGISTER
380 Big Hill Ave.
Richmond, KY 42501
(606) 623-1669

Jim Kurk
COMMONWEALTH JOURNAL
102 North Maple
Somerset, KY 42502
(606) 678-8191

Danny Brandenburg
WINCHESTER SUN
Walt and Cleveland Streets
Winchester, KY 40391
(606) 744-3123

A Way Of Life In The Bluegrass State



Since Rupp Arena opened in 1976, UK has finished in the top two nationally in attendance each year.



UK Cheerleader Rebecca Bach supports the Cats. The Kentucky squad is a three-time national champion.







The emotion and pageantry of senior night at Rupp Arena is unsurpassed in college athletics.

DATE	OPPONENT	SITE	TIME
Nov. 14 (Mon.)	SWEDEN (Exh.)	LEXINGTON	7:30
Nov. 19 (Sat.)	Duke (Tipoff Classic) (ESPN-TV)	Springfield, Mass.	3:30
Nov. 25 - 28 (Fri. - Mon.)	At Great Alaska Shootout (ESPN-TV) Kentucky vs. Iona; Seton Hall vs. Utah; Florida vs. California; Kansas vs. Alaska Anchorage	Anchorage, Alaska	TBA
Dec. 3 (Sat.)	Notre Dame (Big Four Classic) (ABC-TV)	Indianapolis, Ind.,	4:30
Dec. 7 (Wed.)	NORTHWESTERN STATE (UKTV)	LEXINGTON	8:00
Dec. 10 (Sat.)	WESTERN CAROLINA (UKTV)	LEXINGTON	1:30
Dec. 16 (Fri.)	UKIT - Arkansas State vs. Marshall	LEXINGTON	6:30
	Bowling Green St. vs. Kentucky (UKTV)		9:00
Dec. 17 (Sat.)	UKIT - Consolation Game	LEXINGTON	6:30
	Championship Game (UKTV)		9:00
Dec. 20 (Tues.)	INDIANA (ESPN-TV)	LEXINGTON	7:30
Dec. 27 (Tues.)	AUSTIN PEAY (UKTV)	LOUISVILLE	8:00
Dec. 31 (Sat.) or Jan. 1 (Sun.)	At Louisville (CBS-TV)	Louisville	4:00
Jan. 4 (Wed.)	GEORGIA (SEC-TV)	LEXINGTON	8:00
Jan. 7 (Sat.)	VANDERBILT (UKTV-Delayed)	LEXINGTON	1:30
Jan. 12 (Thur.)	At Florida (ESPN-TV)	Gainesville, Fla.	9:00
Jan. 14 (Sat.)	LOUISIANA STATE (ESPN-TV)	LEXINGTON	9:00
Jan. 18 (Wed.)	At Alabama	Tuscaloosa, Ala.	8:30
Jan. 21 (Sat.)	At Tennessee (ESPN-TV)	Knoxville, Tenn.	7:00
Jan. 25 (Wed.)	AUBURN (UKTV-Delayed)	LEXINGTON	7:30
Jan. 28 (Sat.)	At Mississippi (SEC-TV)	Oxford, Miss.	4:00
Feb. 1 (Wed.)	MISSISSIPPI STATE	LEXINGTON	7:30
Feb. 5 (Sun.)	At Georgia (ABC-TV)	Athens, Ga.	4:00
Feb. 8 (Wed.)	At Vanderbilt (SEC-TV)	Nashville, Tenn.	8:00
Feb. 11 (Sat.)	FLORIDA (NBC-TV)	LEXINGTON	2:30
Feb. 15 (Wed.)	At Louisiana State (SEC-TV)	Baton Rouge, La.	8:00
Feb. 18 (Sat.)	ALABAMA (SEC-TV)	LEXINGTON	2:30
Feb. 20 (Mon.)	At Auburn	Auburn, Ala.	8:30
Feb. 22 (Wed.)	TENNESSEE (SEC-TV)	LEXINGTON	8:00
Feb. 26 (Sun.)	At Syracuse (CBS-TV)	Syracuse, N.Y.	12:00
Mar. 1 (Wed.)	MISSISSIPPI (UKTV-Delayed)	LEXINGTON	7:30
Mar. 4 (Sat.)	At Mississippi State (UKTV-Delayed)	Starkville, Miss.	8:30
Mar. 9 - 12 (Thur. - Sun.)	At SEC Tournament (SEC-TV)	Knoxville, Tenn.	TBA

ALL TIMES EASTERN AND SUBJECT TO CHANGE

